

# STATE LEVEL BANKERS' COMMITTEE, BIHAR

## 85<sup>th</sup> & 86<sup>th</sup> JOINT MEETING

**DATE : 30.08.2023, WEDNESDAY, TIME : 11:00 AM**

**VENUE : HOTEL MAURYA, PATNA**

**( FOR THE QUARTER UPTO 30<sup>th</sup> JUNE 2023 )**



**CONVENOR : STATE BANK OF INDIA  
SLBC DEPARTMENT (5<sup>TH</sup> FLOOR)**

**LOCAL HEAD OFFICE, WEST GANDHI MAIDAN, PATNA - 800 001**

**Ph.No. 0612-2209076 / Fax- 0612-2209075**

**Email - [slbc.bihar@sbi.co.in](mailto:slbc.bihar@sbi.co.in) , Website -[www.slbcbihar.com](http://www.slbcbihar.com)**





## References to Agenda

1	Highlights of Financial Year 2022-23 & 2023-24.....	3
2	Adoption of minutes of 83rd & 84th Joint SLBC Meeting .....	4
3	Discussion on Minutes/ ATRs of preceding meetings .....	5
3.1	83 <sup>rd</sup> & 84 <sup>th</sup> Joint Meeting of SLBC, Bihar .....	5
4	Review of CD Ratio .....	8
4.1	State Level .....	8
4.2	District-wise.....	10
4.3	Bank-wise.....	10
4.4	GSDP-Credit Ratio .....	11
5	Review of performance under ACP for FY : 2023-24 .....	11
5.1	Bank type-wise .....	11
5.2	Sector-wise .....	12
5.3	District-wise .....	13
5.4	Bank-wise .....	13
6	Review of Non-Performing Assets (NPAs).....	14
6.1	NPA position of banks in Bihar .....	14
6.2	Certificate cases .....	15
6.3	Stipulating Time Frame for Recovery of dues involved in Certificate Cases filed by banks under PDR Act.....	15
6.4	SARFAESI CASES .....	15
6.5	Issue of Stamp duty linked to recovery in certificate cases.....	16
7	Review of financing to MSME Sector.....	16
7.1	Micro Enterprises: Manufacturing & Services .....	17
7.2	Small Enterprises: Manufacturing & Services .....	17
7.3	Medium Enterprises: Manufacturing & Services .....	17
7.4	Psbloansin59minutes.com .....	17
7.5	Advances sanctioned under CGTMSE .....	18
7.6	Small Road Transport Operators.....	19
8	Review of financing to Agriculture.....	19
8.1	Kisan Credit Card (KCC) .....	19
8.2	Crop Insurance under KCC Scheme .....	20
8.3	Doubling of Farmers' income by 2022. ....	21
8.4	Special drive to issue KCC to farmers for Agriculture & Allied Activities.....	22
8.5	Determination of Unit Cost and Scale of Finance .....	22
9	Review of financing to Allied Agriculture Activities .....	23

9.1	Dairy – KCC & ATL .....	23
9.2	Fisheries – KCC & ATL .....	23
9.3	Poultry .....	24
9.4	PMFME .....	24
9.5	AIF .....	25
10	Review of Performance under Important Schemes .....	25
10.1	SHGs under NRLM .....	25
10.2	NULM.....	26
10.3	Education Loan.....	27
10.4	PMMY .....	27
10.5	PMJDY .....	28
10.6	Stand Up India.....	28
10.7	PMEGP .....	29
10.8	PM’s new 15 point programme for welfare of Minority Communities .....	29
11	Review of Performance under Social Security Schemes .....	30
11.1	Pradhan Mantri Jeevan Jyoti Bima Yojana (PMJJBY).....	30
11.2	Pradhan Mantri Suraksha Bima Yojana (PMSBY) .....	31
11.3	Atal Pension Yojana (APY) .....	31
11.4	Steps to be initiated by Banks for popularising Social Security Schemes .....	32
12	Review of Financial Inclusion.....	33
12.1	Banking Facilities in the State .....	33
12.2	DBT & Status of Mobile/ Aadhar Seeding .....	34
12.3	Expanding and Deepening of Digital Ecosystem .....	35
12.4	Implementation of Financial Inclusion Plans in LWE Affected Districts.....	35
12.5	Targeted Financial Inclusion Intervention Programme (TFIIP).....	36
13	Discussion on Policy Matters .....	37
13.1	Strengthening of BLBC/ DLCC .....	37
13.2	Exemption of Stamp Duty in Deceased Cases with Low Balance .....	37
13.3	E-Stamping of Bank Guarantee.....	38
13.4	Pledge financing for agriculture commodities through (e-NWR) .....	39
13.5	Fixation of Crop Season .....	39
13.6	Fin Tech Adoption .....	40
13.7	33 <sup>rd</sup> Depositors Education and Awareness (DEA) Fund Committee .....	41
13.8	Credit Guarantee Scheme for Animal Husbandry and Dairying .....	41

## 1 Highlights of Financial Year 2022-23 & 2023-24

Particulars	Mar-22	Mar-23	Increase Over March 2022	Jun-22	Jun-23	Increase Over June 2022
<b>CD RATIO (With RIDF)</b>	<b>52.96%</b>	<b>55.64%</b>	<b>2.68%</b>	<b>52.83%</b>	<b>55.70%</b>	<b>2.87%</b>
<b>CD RATIO (Without RIDF)</b>	<b>50.76%</b>	<b>53.66%</b>	<b>2.90%</b>	<b>50.60%</b>	<b>54.23%</b>	<b>3.63%</b>
<b>ACP</b>	<b>99.59%</b>	<b>108.02%</b>	<b>8.43%</b>	<b>25.74%</b>	<b>29.32%</b>	<b>3.58%</b>

## 2 Adoption of minutes of 83<sup>rd</sup> & 84<sup>th</sup> Joint SLBC Meeting

The details of recent meetings of SLBC and its Sub-Committees are furnished below:

Sl.No.	Particulars of Meeting	Date of meeting held
1.	83 <sup>rd</sup> & 84 <sup>th</sup> Joint Meeting of SLBC, Bihar	04.03.2023
2.	Sub - Committee on Digital Payments	29.05.2023
3.	Steering Sub-Committee	22.06.2023
4.	Sub-Committee on Agriculture & Allied Activities	06.07.2023
5.	Sub – Committee on Branch Opening & IT enabled FI	21.07.2023

The minutes of the 83<sup>rd</sup> & 84<sup>th</sup> Joint SLBC meeting of Bihar held on 04.03.2023 were circulated among the members of SLBC, LDMS and concerned Government Departments.

Amendments suggested by Govt. of Bihar and RBI have been incorporated and circulated among stakeholders (**Annexure I**). The final minutes are placed on page no. 43 to 45 for adoption by the committee.

The minutes of sub-committee meetings were circulated among all stake holders. As no amendments has been suggested by them, we take these as placed in the house and accepted.

==== 0000 =====

### 3 Discussion on Minutes/ ATRs of preceding meetings

#### 3.1 83<sup>rd</sup> and 84<sup>th</sup> Joint Meeting of SLBC, Bihar

➤ **ACTION TAKEN REPORT ON THE ACTION POINTS OF 83<sup>rd</sup> and 84<sup>th</sup> JOINT SLBC MEETING HELD ON 04.03.2023, SATURDAY.**

Action Point No.	Details of Action Point	Action Taken Report
1	<p>A separate review meeting of low performing banks and districts to be done for better understanding of issues and their resolution.</p> <p><b>[Action: Finance Deptt., GoB]</b></p>	<p>A separate review was held under the chairmanship of Special Secretary, Finance Department, GoB on 24.03.2023 with State Heads of banks. A detailed review was carried out in the meeting of 3 banks i.e Bank of India, Union Bank of India ,UCO Bank and 4 districts namely Sheikhpura (Lead Bank – Canara Bank), Munger &amp; Banka (Lead Bank - UCO bank) and Jamui (Lead Bank – State Bank of India).</p> <p>Minutes of the meeting has been shared with all stake holders for further course of action.</p>
2	<p>Referred back cases under PMEGP should be attended on priority.</p> <p><b>[Action: All Banks]</b></p>	<p>All concerned banks have instructed their operating functionaries to attend the referred back cases under PMEGP on priority basis. Further, the progress is being monitored by Banks' controlling office / Head office level.</p>
3	<p>Banks should disburse all sanctioned PMEGP loans and lodge margin money claims in cases where loans have been disbursed.</p> <p><b>[Action: All Banks]</b></p>	<p>Total number of PMEGP loans sanctioned during in FY 2022-23 is 8,883 against the target of 8,859 which is 100.27 %.No. of margin money claims lodged is 6,634. Detail placed at page no.53 of book – 2.</p> <p>During Q1 FY 2023-24, banks have sanctioned 1,615 PMEGP loans. Details placed at page no. 129</p> <p>All related banks have instructed their operating functionaries to disburse the pending PMEGP loans and lodge margin money on priority.</p>

4	<p>Banks to sensitize their branches and gear up financing under Stand Up India to achieve targets under the scheme.</p> <p><b>[Action: All Banks]</b></p>	<p>Concerned banks have reiterated instructions to their Branches for financing at least two loans under Stand Up India (One SC/ST beneficiary and One Women beneficiary). Monitoring is being done at controlling office level.</p> <p>Details regarding no. of SUI loans sanctioned in FY 2023-24 placed at page no. 127-128</p>
5	<p>The loan proposals of SIPB Stage-1 cleared JEEViKA SHGs should be processed and disposed off expeditiously.</p> <p><b>[Action: SBI &amp; BoB]</b></p>	<p>Four (4) FPCs have been financed by Banks – one each in Vaishali, Samastipur, Motihari &amp; Patna districts.</p> <p>Three (3) loan application of SIPB Stage – I cleared FPCs are under process at Banks.</p>
6	<p>Higher allocations to Agriculture Sector under ACP may create aberrations in alignment of Regional and Inter-State GLC allocations at Central Govt. level and needs to be looked into by NABARD for synchronization at backend.</p> <p><b>[Action: NABARD]</b></p>	<p>NABARD, Patna has advised that credit potentials under the priority sectors including agriculture credit, are estimated at the district level in consultation with all the stakeholders (like Govt. Depts., Banks, FPOs, Farmer's representatives). Ideally, the aggregated credit potential of all the districts should be reflected in State Annual Credit Plan. However, the issues of aberration in ACP allocation as per PLP estimates and the Inter-State GLC allocation for Agri Credit by Gol, as raised in the SLBC, has been referred by NABARD to their HO for taking it up with Gol.</p>
7	<p>The ACP targets for 2023-24 should be allocated bank-wise &amp; district-wise and be advised to all concerned in the very beginning of the FY 2023-24.</p> <p><b>[Action: SLBC]</b></p>	<p>The ACP target for FY 2023-24 has been allocated bank wise, district wise and advised to the all concerned.</p>
8	<p>Each bank should aim financing under Stand –Up India (SUI) as per target allotted by GOI i.e. 2 projects per branch - one for SC or ST and one for women beneficiary.</p>	<p>Concerned banks have reiterated instructions to their Branches for financing at least two loans under Stand Up India (One SC/ST beneficiary and One Women</p>



	Monitoring of progress under SUI is to be done by SLBC.  <b>[Action: All Banks &amp; SLBC]</b>	beneficiary. Monitoring is being done at controlling office level.  Monitoring is being done at DLCC & SLBC level at quarterly intervals. Details placed at page no. 127-128
9	Arwal and Sheikhpura districts to achieve 100 - % digitization by extended timeline of June, 2023. <b>[Action: All Bank operating in the districts]</b>	Arwal and Sheikhpura districts achieved 100% digitization as on 31.05.2023. Details placed on page no. 156-159.
10	Lead Bank and LDMs of those districts whose CD ratio is less than 40% to put in concerted efforts and follow their monitorable action plan (MAP) to ensure that their CD ratio improves by March 2023.  <b>[Action: Districts: Nalanda,Bhojpur,Jehanabad, Saran,Munger. Lead Bank – PNB, CBI, UCO]</b>	Banks and LDMs are putting in their best efforts to improve CD ratio of the districts. As on 31.12.2022 there were 5 districts with CD ratio less than 40% whereas as on 31.03.2023 and 30.06.2023 only one district Munger has CD ratio less than 40%.

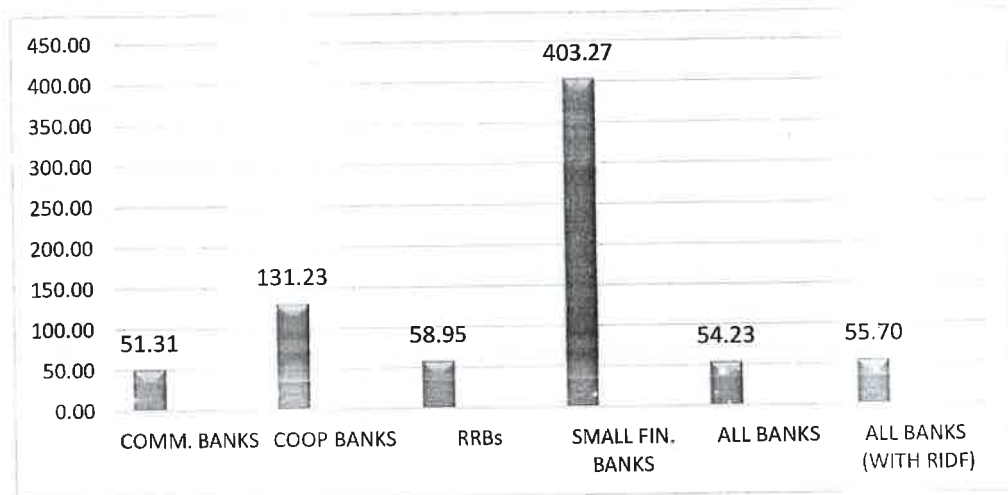
➤ **MINUTES OF MEETING OF THE 83<sup>rd</sup> and 84<sup>th</sup> JOINT QUARTERLY MEETING OF SLBC HELD ON 04.03.2023.**

The Minutes and action points of above mentioned meeting have been placed at **Page Nos.43-55.**

## 4 Review of CD Ratio

### 4.1 State Level

➤ **CD RATIO (AS ON 30.06.2023)**



(Amt.Rs.In Crore)

Bank	Deposits	Advances	CD Ratio (%)
Commercial Banks	415262	213063	51.31
Co-operative Banks	4945	6489	131.23
RRBs	40006	23583	58.95
Small Finance Banks	1845	7440	403.27
Total	462058	250575	54.23
RIDF	--	9304	---
Total (Advances +RIDF)	462058	259879	55.70
Investment	--	51096	--
Grand Total (Adv. +RIDF+Invest.)	462058	310975	67.30*

\* Just to know CD Ratio of the State had the investment been included.

CD Ratio at SLBC level is calculated and monitored based on the indicators advised by RBI vide their Master Circular No. RBI/ 2023-24/ 11 FIDD.CO.LBS.BC.No.04/ 02.01.001/ 2023-24, dated 03.04.2023 which specifies as under:

Institution / Level	Indicator
Individual Banks at Head Office	Cu + RIDF
<b>State Level (SLBC)</b>	<b>Cu + RIDF</b>
District Level	Cs

Where:

Cu = Credit as per place of utilization

Cs = Credit as per place of Sanction

RIDF = Total Resource Support provided to State under RIDF

An amount of Rs.2510 Crores have been financed to units functioning in Bihar by SBI, PNB and IOB by their branches operating outside the State and the amount has been taken into account for calculating the CD ratio. Amount under RIDF, Sanctioned during FY 2023-24 and Outstanding, as advised by NABARD are Rs.14470.22 Crores and Rs.9304.30 Crores respectively.

(Amt. in Rs. Crore)

<b>RIDF : POSITION AS AT THE END OF FY 2023-24 ( i.e. as on 30.06.2023)</b>				
<b>ONGOING PROJECTS SANCTIONED PRIOR TO FY 2023-24</b>				<b>Outstanding as on 30.06.2023 ****</b>
No. of Projects	Amount Sanctioned*	Amount Withdrawn	Amount remaining for withdrawal ***	
4140	14470.22	9476.11	4994.11	
<b>ON GOING PROJECTS SANCTIONED DURING FY 2023-24</b>				
No. of Projects	Amount Sanctioned*	Amount Withdrawn**	Amount remaining for withdrawal ***	
0	0	90.55	0	
<b>ALL ONGOING PROJECTS AS ON 30.06.2023</b>				
No. of Projects	Amount Sanctioned*	Amount Withdrawn	Amount remaining for withdrawal ***	9304.30
4140	14470.22	9566.66	4903.56	
<b>BRIEF PARTICULARS OF ON GOING PROJECTS</b>				
S.N.	Sector	No. of Projects	Amount Sanctioned	
1	Irrigation	2340	2499.05	
2	Agriculture (Other than Irrigation)	53	1972.98	
3	Roads	1139	5024.95	
4	Bridges	594	2143.23	
5	Social Sector	14	2830.01	
	<b>Total</b>	<b>4140</b>	<b>14470.22</b>	
<b>BOTTLENECKS FACED, IF ANY, AND SUGGESTIONS FOR EFFICIENT UTILIZATION OF RIDF</b>				
Disbursement from RIDF is based on phasing of the loan and expenditure incurred by the State Govt. on the implementation of rural infrastructure projects at the ground level. As and when NABARD receives reimbursement claims from the State Govt. against such expenditure incurred, it releases funds under RIDF to them. As a result, NABARD, with the support of State Govt., has been efficiently utilizing the funds under RIDF.				

\* Loan under RIDF is neither of the nature of cash credit nor is it meant for funding working capital. Thus, 'Limit Sanctioned' should be read as 'Amount Sanctioned'.

\*\* RIDF Tranche for the current FY 2023-24 is Tranche XXIX..

\*\*\* If we look at the difference between Amount Sanctioned and Amount Withdrawn under RIDF, we get an artificially inflated gap. Rather, in RIDF, we look at the difference between Amount Sanctioned (as per phasing of the loan) and Amount Withdrawn to arrive at the true gap i.e. Drav:ables.

\*\*\*\* Outstanding includes the repayment amounts due of ongoing as well as closed tranches.

## 4.2 District-wise

- **DISTRICTS WHERE CD RATIO IS LESS THAN 40%** (As on 30.06.2023)  
(Amt. in Rs. Crore)

SL.NO.	DISTRICT	DEPOSITS	ADVANCES	CD RATIO (%)
1	Munger	8075	2525	31.27

SL.NO.	DISTRICT	TREND OF CD RATIO OF DISTRICTS WHERE CD RATIO IS LESS THAN 40%			
		31.06.2023	31.03.2023	31.03.2022	31.03.2021
1	Munger	31.27	31.47	29.89	28.04

Bank-wise and District-wise details on CD Ratio are furnished on **Page Nos 80-83**.

## 4.3 Bank-wise

- **BANKS BELOW 20% CD RATIO** (As on 30.06.2023)  
(Amt. in Rs. Crore)

Bank Name	No. of Branches	Deposit	Advances	CD Ratio %
SOUTH INDIAN BANK	1	275	12	4.34
JAMMU AND KASHMIR BANK	1	133	22	16.40

#### 4.4 GSDP-Credit Ratio

(Amt. in Rs. Crore)

SL NO.	ITEMS	2019-20	2020-21	2021-22	2022-23	2023-24 (Q1)
1	GSDP (CURRENT PRICE)	5,82,516	5,87,154 (P)	6,75,448 (Q)	6,75,448 (Q)	6,75,448 (Q)
2	BANK CREDIT	1,59,987	1,75,475	2,18,996	2,59,633	2,59,879
3	CREDIT-GSDP RATIO (%)	27.46	29.89	32.42	38.44	38.48
4	C D RATIO (With RIDF)	43.03	46.40	52.96	55.64	55.70

{P = Provisional, Q = Quick, PJ=Projected}

As advised by the Directorate of Economics & Statistics, Planning & Development Department, GoB, the Gross State Domestic Product of Bihar at Current Prices for the FY 2021-22 was Rs. 6, 75,448 Crores. Bank Credit stood at Rs.2, 59,879 Crores as on 30.06.2023 thus taking the Credit – GSDP Ratio of the State to 38.48%.

As the GSDP figure for 2023-24 is not available, the GSDP of 2021-22 has been taken for arriving at Credit – GSDP Ratio for 2023-24 (Q1).

### 5 Review of performance under ACP for FY: 2023-24

#### 5.1 Bank type-wise

(As on 30.06.2023)

- The performance of Banks under the Annual Credit Plan FY: 2023-24 upto the quarter ended June 2023 bank type-wise is as under:-

(Amt. in Rs. Crore)

Banks	Target	Achievement	% Ach.
Commercial Banks	215598	70322	32.62
Co-operative Banks	6178	103	1.67
RRBs	31243	5176	16.57
Small Finance Banks	10131	1562	15.41
Total	263150	77163	29.32

- Comparative Performance under ACP bank type-wise as on June 2023 vis-à-vis June 2022 is furnished here under :

(Amt. in Rs. Crore)

Banks	2022-23 (Q1)			2023-24 (Q1)		
	Target	Ach.	% Ach	Target	Ach.	% Ach
Commercial Banks	164981	46347	28.09	215598	70322	32.62
Co-operative Banks	4276	134	3.13	6178	103	1.67
RRBs	27635	4759	17.22	31243	5176	16.57
Small Finance Banks	7253	1308	18.04	10131	1562	15.41
<b>Total</b>	<b>204145</b>	<b>52548</b>	<b>25.74</b>	<b>263150</b>	<b>77163</b>	<b>29.32</b>

## 5.2 Sector-wise

(As on 30.06.2023)

- The performance of Banks under the Annual Credit Plan FY: 2023-24 upto the quarter ended June 2023 sector-wise is as under:-

(Amt. in Rs. Crore)

Sector	Target	Achievement	% Ach.
Agriculture	94150	17765	18.87
MSME	89480	25767	28.80
OPS	19520	4332	22.19
Total Priority Sector	203150	47864	23.56
NPS	60000	29299	48.83
<b>Total</b>	<b>263150</b>	<b>77163</b>	<b>29.32</b>

- Comparative Performance under ACP sector-wise as on June 2023 vis-à-vis June 2022 is furnished here under :

(Amt. in Rs. Crore)

Sector	2022-23 (Q1)			2023-24 (Q1)		
	Target	Ach.	% Ach	Target	Ach.	% Ach
AGL	70000	11947	17.07	94150	17765	18.87
MSME	70000	17019	24.31	89480	25767	28.80
OPS	14145	3377	23.87	19520	4332	22.19

Total PS	154145	32343	20.98	203150	47864	23.56
NPS	50000	20205	40.41	60000	29299	48.83
Total	<b>204145</b>	<b>52548</b>	<b>25.74</b>	<b>263150</b>	<b>77163</b>	<b>29.32</b>

### 5.3 District-wise

(As on 30.06.2023)

#### BOTTOM 5 DISTRICTS IN ACP ACHIEVEMENT

(Amt. in Rs. Crore)

SI No.	District	Target	Achievement	% Achievement
1	Munger	4056	517	12.75
2	Sheikhpura	1743	243	13.96
3	Buxar	4742	699	14.74
4	Jamui	3222	505	15.69
5	Banka	3664	579	15.79

### 5.4 Bank-wise

(As on 30.06.2023)

#### > BOTTOM 5 BANKS IN ACP ACHIEVEMENT

(Amt. in Rs. Crore)

SI. No.	Name of the Bank	Target	Achievement	% Achievement
1	State Co-op. Bank	6178	103	1.67
2	Punjab and Sind Bank	516	15	2.92
3	Dakshin Bihar Gramin Bank	14223	1054	7.41
4	Bandhan Bank	16465	1716	10.42
5	Utkarsh SFB	7410	847	11.44

Bank-wise and District-wise position as on 30.06.2023 in respect of targets and achievements under ACP 2023-24 is furnished on **Page Nos.86-89**.

## 6 Review of Non-Performing Assets (NPAs)

### 6.1 NPA position of banks in Bihar (As on 30.06.2023)

As on 30.06.2023, the overall position of NPAs and the amount of loans Written-Off are as under:

(Amt. in Rs. Crore)

Banks	Total Adv.	Total NPA	% of NPA	Written off
Comm. Banks	210554	14753	7.01	248
Co-op. Banks	6489	349	5.38	
RRBs	23583	7141	30.28	
Small Finance Bank	7441	215	2.89	
<b>Total</b>	<b>248065</b>	<b>22458</b>	<b>9.05</b>	<b>248</b>

@ Excluding Loans granted from outside Bihar to units in Bihar.

#### ➤ BANKS HAVING NPA > 9.05 % (MORE THAN STATE AVERAGE)

(Amt. in Rs. Crore)

S. N.	Name of Bank	Advances	NPA	% NPA
1	DAKSHIN BIHAR GRAMIN BANK	11186	4953	44.27
2	CENTRAL BANK OF INDIA	10745	2291	21.32
3	UCO BANK	4137	739	17.87
4	UTTAR BIHAR GRAMIN BANK	12397	2189	17.65
5	UNION BANK OF INDIA	5674	828	14.59
6	INDIAN BANK	10372	1493	14.39
7	BANK OF INDIA	9417	1123	11.93
8	ESAF SFB	136	15	10.90

#### ➤ Comparative Position of NPA %

31.03.2022	30.06.2022	30.09.2022	31.12.2022	31.03.2023	30.06.2023
11.30	11.50	9.93	10.35	9.28	9.05



Position of Bank-wise and Sector-wise NPAs have been placed at **Page No.93** for discussion and review by the House.

## 6.2 Certificate cases

(FY – 2023-24) Q1

As on 30.06.2023, the overall position of Certificate Cases filed by all Banks is furnished below:

(Amt. in Rs. Crore)

Bank	Total Cases (No.) as on 31.03.2023	Total Cases (Amt.) as on 31.03.2023	Cases filed (No.) (During the quarter June 2023)	Cases filed (Amt.) (During the quarter June 2023)	Cases disposed (No.) (During the quarter June 2023)	Cases disposed (Amount) (During the quarter June 2023)	Pending Cases (No.) as on 30.06.2023	Pending Cases (Amount) as on 30.06.2023
Comm.	772785	6021	6455	86	2783	65	776457	6042
Co-op	16600	151	14	1	1464	10	15150	142
RRBs	85993	1333	6738	138	1703	30	91028	1441
SFB	0	0	0	0	0	0	0	0
Total	875378	7505	13207	225	5950	105	882635	7625

Looking at the high NPAs and piling up of Certificate Cases, Govt. of Bihar is requested to appoint/identify dedicated Certificate Officers to look after disposal of the Certificate Cases filed by the Banks/FIs.

Bank-wise and District-wise no. & amount of Certificate Cases are furnished on **Page Nos.94-95**.

## 6.3 Stipulating Time Frame for Recovery of dues involved in Certificate Cases filed by banks under PDR Act.

A large number of certificate cases filed by banks under PDR Act are pending for disposal in the districts. These cases not only lock a good amount of lendable funds but also drain out human resources due to their infinitely staggered continuance / disposal.

Govt. of Bihar is requested by SLBC forum to look into the matter and consider amendment in related policy by stipulating a definite time frame for disposal of certificate cases filed by Banks under PDR Act.

## 6.4 SARFAESI CASES

(FY – 2023-24) Q1

Application from banks for taking physical possession of property under Section 14 of SARFAESI Act remains pending for unduly long periods in the offices of DMs. This concern emerged as an action point in previous SLBC meetings. A meeting was conducted on 19.05.2023 by Govt of Bihar under the chairmanship of Chief Secretary with all DMs of the State regarding issues related to physical possession of assets of defaulter borrowers under SARFAESI act.

Status of cases under Section 14 of SARFAESI Act as on 30.06.2023 is furnished hereunder:

(Amt. in Rs. Crore)

S. N.	Bank	Pending Cases as on 31.03.2023		Cases filed during the quarter June'2023		Case disposed during the quarter June'2023		Pending Cases as on 30.06.2023	
		No.	Amt.	No.	Amt.	No.	Amt.	No.	Amt.
1.	Comm.	370	109	171	60	230	70	311	100
2.	Co-op	33	2	19	2	4	1	48	3
3.	RRB	174	36	21	3	89	22	106	17
4.	SFB	0	0	0	0	0	0	0	0
<b>Total</b>		<b>577</b>	<b>147</b>	<b>211</b>	<b>65</b>	<b>323</b>	<b>93</b>	<b>455</b>	<b>120</b>

Bank-wise and District-wise no. & amount of SARFAESI Cases are furnished on Page Nos.154-155.

## 6.5 Issue of Stamp duty linked to recovery in certificate cases

Stamp duty payable upfront by the banks while filing certificate cases be linked to recoveries in the certificate cases filed.

## 7 Review of financing to MSME Sector

In terms of the recommendations of the Prime Minister's Task Force on MSMEs, banks have been advised to achieve:

- (i) 20 % year-on-year growth in credit to Micro and Small Enterprises,
- (ii) 10 % annual growth in the number of Micro Enterprise accounts and
- (iii) 60 % of total lending to MSE sector as on corresponding quarter of the previous year to Micro Enterprises. As per the new revised reporting guidelines issued by RBI on Priority Sector lending- Targets and Classification vide RBI Master Circular no. Master Direction FIDD.CO.Plan.1/04.09.01/2016-17 dated July 7, 2016 (updated upto 05 December 2019)/vide circular no. FIDD.CO.Plan.BC.18/04.09.01/2017-18 dated March 01, 2018/ FIDD.CO.Plan.BC.8/04.09.0/2020-21 dated Sep 04, 2020. **Micro, Small & Medium Enterprises** comprises Manufacturing and Service Sector under (i) Micro Enterprises (ii) Small Enterprises (iii) Medium Enterprises (iv) Khadi &

Village Industries Sector (KVI) and (v) Other finance to MSMEs. The performance of Banks in this regard as on 30.06.2023 is placed at **Page Nos. 97-102** of the Reference Book.

### 7.1 Micro Enterprises: Manufacturing & Services (FY – 2023-24) Q1

(Amt. in Rs. Crore)

TARGET	SANCTIONED		DISBURSED		%ACH.
AMT	NO.	AMT	NO.	AMT	AMT
36687	171580	14071	167420	13359	36.41

Bank-wise target and performance is furnished on **Page Nos.97-98** for information.

### 7.2 Small Enterprises: Manufacturing & Services (FY - 2023-24) Q1

(Amt. in Rs. Crore)

TARGET	SANCTIONED		DISBURSED		%ACH
AMT	NO.	AMT	NO.	AMT	AMT
14317	15816	7577	15510	6741	47.09

Bank-wise target and performance is furnished on **Page Nos.99-100** for information.

### 7.3 Medium Enterprises: Manufacturing & Services (FY-2023-24) Q1

(Amt. in Rs. Crore)

TARGET	SANCTIONED		DISBURSED		%ACH
AMT	NO.	AMT	NO.	AMT	AMT
4630	1192	2644	1160	2321	50.13

Bank-wise target and performance is furnished on **Page Nos.101-102** for information.

### 7.4 Psbloansin59minutes.com

The initiative aims at automation and digitization of various processes of Business Loan (Term loan, Working Capital Loan and Mudra Loan) and Retail Loans (Personal Loan, Home Loan and Auto Loan) in such a way that a borrower gets an in-principle approval letter in less than 59 minutes. The borrower has been given the flexibility to choose lender.

Business loan in-principle approvals, with/ without collateral, are currently provided for value from ₹1.00 lakh to ₹ 5.00 Crore. The Platform is integrated with CGTMSE to check eligibility of borrowers. Mudra Loan in-principle approvals are currently provided for value from ₹ 0.10 lakh to ₹10.00 lakh.

Personal loan in-principle approvals are currently provided for value up to ₹ 20.00 lakh, Home Loan in-principle approvals are currently provided for value up to ₹ 10.00 Crore and Auto Loan in-principle approvals are currently provided for value up to ₹ 1.00 Crore.

This Platform has reduced the loan processing turnaround time from 20-25 days to 59 minutes. Post receiving of in-Principle approval letter, the loan is expected to be disbursed in 7-8 working days.

The loans are processed without human intervention till sanction and / or disbursement stage. On this platform, MSME borrower is not required to submit any physical document for in principle approval. The solution uses advanced algorithms to analyse data points from various sources such as IT returns, GST data, bank statements etc. The analysed details are matched with various criteria set by all Lending banks on the platform with whom the application got matched with and from those Banks the Borrower can select his / her preferred lender.

As on date, following banks are partner banks of **psbloansin59minutes.com** platform:

SIDBI, SBI, Bank of Baroda, Punjab National Bank, Indian Bank, Bank of India, Bank of Maharashtra, Canara Bank, Central Bank of India, IDBI Bank, Indian Overseas Bank, Punjab & Sind Bank, UCO Bank, Union Bank of India, Kotak Mahindra Bank & IDFC First Bank.

This platform is accessible by visiting the web portal <https://www.psbloansin59minutes.com> and may be contacted over landline telephone no. 079-41055999.

(FY -2023-24) Q1  
(Amt. in Rs. Crore)

SANCTIONED		DISBURSED	
NO.	AMT.	NO.	AMT.
159	26	154	26

Bank-wise performance is furnished on **Page No.103** for information.

#### 7.5 Advances sanctioned under CGTMSE

(FY - 2023-24) Q1  
(Amt. in Rs. Crore)

SANCTIONED		DISBURSED	
NO.	AMT.	NO.	AMT.
20048	1078	18572	1034

Bank-wise performance data and recent changes advised by Govt. are furnished on **Page No.104** for information of the House.

## 7.6 Small Road Transport Operators

(FY - 2023-24) Q1  
(Amt. in Rs. Crore)

TARGET	SANCTIONED		DISBURSED		% ACH (NO.)
NO.	NO.	AMT.	NO.	AMT.	
8800	555	23	552	21	6.27

Bank-wise performance is furnished on **Page No.105**.

Govt. of Bihar is requested to instruct its Transport Registering Authority to renew the permit of vehicle financed by Banks only after getting clearance from Banks. It will inculcate a culture of repayment among SRTO borrowers and Bank shall be in a position to improve its coverage under SRTO financing.

## 8 Review of financing to Agriculture

### 8.1 Kisan Credit Card (KCC)

(FY - 2023-24) Q1

Banks	Target (No.)	Disbursement (No.)			% Achievement
	New	New	Renewal	Total	New
Commercial Banks	344008	47735	122086	169821	13.88
Co-operative Banks	47906	563	6765	7328	1.18
RRBs	202121	1087	159851	160938	0.54
Small Finance Bank	21453	0	0	0	0.00
<b>Grand Total</b>	<b>615488</b>	<b>49385</b>	<b>288702</b>	<b>338087</b>	<b>8.02</b>

Banks operating in the state have disbursed loans to 3,38,087 beneficiaries (New - 49,385 & Renewal – 2,88,702) under KCC amounting to Rs.4,029 Crores upto the quarter ended June 2023 of the current FY.

Bank-wise & District-wise performance under KCC Scheme is furnished on **Page Nos.106-107**.

#### ➤ KISAN CREDIT CARD (KCC): OUTSTANDING & NPAs (As on 30.06.2023)

(Amt. in Rs. Crore)

KCC OUTSTANDING		NPA IN KCC		% NPA
NO.	AMT.	NO.	AMT.	AMT.
3881190	25692	1561989	11136	43.34

Bank-wise data on Outstanding and NPA under Kisan Credit Card (KCC) as on 30.06.2023 is placed at **Page No.108**.

➤ **AGRI LOAN OUTSTANDING TO SMALL, MARGINAL & OTHER FARMERS**

(As on 30.06.2023)

(Amt. in Rs. Crore)

Small Farmers		Marginal Farmers		Others Farmers	
No.	O/S AMT	No.	O/S AMT	No.	O/S AMT
<b>3319743</b>	<b>19989</b>	<b>3253794</b>	<b>19130</b>	<b>4371836</b>	<b>32392</b>

The bank-wise data on Outstanding Amount of Agriculture Loans provided to Small & Marginal Farmers and Other Farmers as on 30.06.2023 is placed at **Page No.109**.

➤ **ISSUANCE OF ATM CARDS TO KCC HOLDERS**

<b>Total KCC A/Cs (Outstanding)</b>	<b>Smart Card/ ATM-enabled Card issued during the FY 2023-24</b>	<b>Smart card/ ATM-enabled Card issued (Cumulative)</b>
No.	No.	No.
<b>3881190</b>	<b>2852</b>	<b>2644465</b>

The Bank-wise information on ATM Cards issued to KCC borrowers is placed at **Page No.110** of the Reference Book for information of the House. All Banks are requested to ensure that ATM Cards are issued to all eligible KCC borrowers at the time of sanction / renewal.

## **8.2 Crop Insurance under KCC Scheme**

As per RBI Circular No.RBI/2018-19/10 FIDD.CO. FSD.BC.No.6/ 05.05.010/ 2018-19 dated 04.07.2018, insurance of crops of all borrower farmers is mandatory. However, GoB has exited the National Crop Insurance Scheme resulting in non-insurance of Crops under KCC Scheme of Banks.

The issue was raised in the 66th SLBC meeting. Responding to the action point on the issue, RBI clarified that since crop insurance aims at mitigating the financial loss of farmers in case of crop loss due to natural calamities, mandatory crop insurance prescribed by RBI is justified.

The Registrar (Cooperative Societies) , GoB have, vide their letter no. 11095 dated 24.12.2018, advised that there is no provision for insurance of crops of the KCC Loanee Farmers under the "Bihar Rajya Fasal Sahayata Yojana" launched by GoB.

The matter of Crop Insurance and its impact on lending to farmers was raised in 67<sup>th</sup>& 68<sup>th</sup> SLBC meetings also. SLBC took up the issue also with Department of Agriculture, Cooperation & Farmers Welfare, and Department of Financial Services, Government of India and Bihar Government.

SLBC was advised by RBI, Patna their letter no. letter FIDD(Pat)No./77/02.01.001/2019-20 dated July 15, 2019 , to convey the member banks the following instruction on mandatory crop insurance for KCC:

"Member banks to sanction credit facilities under KCC scheme to eligible farmers without insisting on mandatory coverage under crop insurance till such time an insurance scheme is notified for the concerned crops by the Govt. of Bihar."

SLBC has accordingly advised to all member banks vide letter no. SLBC/CM/2019-20/117 dated 19.07.2019 which is placed at **Page No.56**.

### **8.3 Doubling of Farmers' income.**

Agriculture being the pivot of economic development of the State, it is imperative to make a drastic increase in credit outlay to Farm Sector. Looking at the small size of land holdings, increasing cost of inputs, absence of access to large markets by small farmers and limited capacity of investment in these land holdings, exploiting the opportunities of big ticket size Agri-loans should be emphasized. Financing to Farmer Producer Organisations is one of such opportunities. NABARD is already extending necessary help and handholding to FPOs in Bihar. But financing to FPOs is still to kick-start. Financing schemes covered under DEDS of NABARD may also help in increasing farmers' income. NABARD is requested to liaise with Banks and arrange necessary training for Bank officials to make them conversant with the various facets of FPO financing and DEDS.

With the formation of Regional Advisory Council on Off-Farm Sector at NABARD, Patna, it is expected that preparation and execution of appropriate policies & plans would take place expeditiously. This would have a positive impact on increasing farmers' income.

Efficient execution of various schemes launched under Atmanirbhar Bharat will also be instrumental in doubling farmers' income.

#### **8.4 Special drive to issue KCC to farmers for Agriculture & Allied Activities**

As part of the Atmanirbhar Bharat Package for farmers, Hon'ble Finance Minister had announced ₹ 2 lakh crore concessional credit boost to 2.5 crore farmers through Kisan Credit Cards (KCC). Accordingly, a special drive was launched w.e.f 1st June 2020 to provide KCC to farmers, with special focus on PM-Kisan beneficiaries, Animal Husbandry farmers and fishermen.

While reviewing the progress of KCC saturation drive, it has been observed that although, KCC saturation drive has resulted in very good coverage of farmers engaged in crop cultivation, a significant chunk of the farmers engaged in animal husbandry, dairy and fisheries activities, are yet to be provided with the facility of KCC. These farmers are the most unserved segment of the society, in terms of institutional credit for their working capital requirement.

Accordingly, in order to further streamline the process of credit delivery through KCC to the animal husbandry and fisheries farmers, a Standard Operating Procedure (SOP) Guidelines for issue of separate KCC for animal husbandry, dairy and fisheries farmers has been issued on 24.09.2021. The same has been shared with stakeholders. A copy of the SOP is also available on the website of DFS, i.e. <https://financialservices.gov.in>.

Also, in order to ensure maximum coverage of farmers engaged in Animal Husbandry and Fisheries under KCC, a special saturation drive in the form of weekly "District-level Camp" w.e.f. 8th November 2021 has been started. This saturation drive will run till 31.03.2024.

Details of progress under the camp is placed at **Page Nos.195-198**.

#### **8.5 Determination of Unit Cost and Scale of Finance**

Unit Costs for Investment Activities in Agriculture and Allied Sectors in Bihar for the FY 2023-24 provided by NABARD has been shared with stakeholders and the same is uploaded on our website.

The State Level Technical Committee (SLTC) during its meeting held on 10.04.2023, under the chairmanship of Secretary, Agriculture Department, Govt. of Bihar has finalized the Scale of Finance for the FY 2023-24 vide proceedings of SLTC meeting, dated 10.04.2023.

The Scale of Finance for FY 2023-24 has been shared with stakeholders on 15.04.2023 and is uploaded on SLBC website.



## 9 Review of financing to Allied Agriculture Activities

At the end of FY 2023-24, the credit sanctioned / disbursed to Dairy, Poultry, Fisheries sector under KCC & ATL stand as under:

### 9.1 Dairy – KCC & ATL

(FY 2023-24) Q1

#### > DAIRY-KCC

(Amt. in Rs. Crore)

BANK	TARGET (AMT)	SANCTIONED		DISBURSED		%ACH (AMT)
		NO.	AMT	NO.	AMT	
Commercial Banks	842	11091	104	10777	101	12.03
Co-operative Banks	108	0	0	0	0	0.00
RRBs	441	3032	16	3032	16	3.62
Small Finance Bank	57	0	0	0	0	0.00
<b>TOTAL</b>	<b>1448</b>	<b>14123</b>	<b>120</b>	<b>13809</b>	<b>117</b>	<b>8.10</b>

#### > DAIRY -ATL

(Amt. in Rs. Crore)

SCHEME	TARGET	SANCTIONED		DISBURSED		%ACH (AMT)
	AMT	NO.	AMT	NO.	AMT	
DAIRY	5239	17172	90	17162	89	1.70

### 9.2 Fisheries – KCC & ATL

(FY 2023-24) Q1

#### > FISHERY-KCC

(Amt. in Rs. Crore)

BANK	TARGET (AMT)	SANCTIONED		DISBURSED		%ACH (AMT)
		NO.	AMT	NO.	AMT	
Commercial Banks	506	282	13.73	281	13.68	2.70
Co-operative Banks	48	0	0	0	0	0
RRBs	310	4	0.06	4	0.04	0.01
Small Finance Bank	33	0	0	0	0	0.00
<b>TOTAL</b>	<b>897</b>	<b>286</b>	<b>13.79</b>	<b>285</b>	<b>13.72</b>	<b>1.53</b>

➤ **FISHERY-ATL**

(FY 2023-24) Q1  
(Amt. in Rs. Crore)

SCHEME	TARGET	SANCTIONED		DISBURSED		%ACH (AMT)
	AMT	NO.	AMT	NO.	AMT	
FISHERY	1285	949	6	948	6	0.47

**9.3 Poultry**

(FY 2023-24) Q1  
(Amt. in Rs. Crore)

SCHEME	TARGET	SANCTIONED		DISBURSED		%ACH (AMT)
	AMT	NO.	AMT	NO.	AMT	
POULTRY	2607	537	22	537	17	0.64

Bank wise performance is furnished on **Page Nos.111-115**.

**9.4 PMFME**

Prime Minister Formalisation of Micro food processing Enterprises (PMFME) Scheme, an initiative under Aatma Nirbhar Bharat Abhiyan and “Vocal for Local” campaign, is being implemented by Ministry of Food Processing Industries (MoFPI) with an outlay of 10,000 Crore over a period of 5 years from 2020-21 to 2024-25.

Individual micro food processing units would be provided credit-linked capital subsidy @35% of the eligible project cost with a maximum ceiling of Rs.10.0 lakh per unit. Beneficiary contribution should be minimum of 10% of the project cost with balance being loan from Bank. SHFs and other Non-Individual entities are also eligible under the scheme with enhanced subsidy. Details are available on website of MoFPI. Beneficiaries may apply online at [pmfme.mofpi.gov.in](http://pmfme.mofpi.gov.in).

Progress under the scheme as on **30.06.2023** is tabled below:

Target	No. of Applications Sanctioned	% Achievement	No. of Applications Rejected	No. of Applications Under Process	Grand Total
10050	609	6.06	2546	4331	7486

Bank-wise report is furnished at **Page No.201**.

## 9.5 AIF

Agriculture Infrastructure Fund (AIF) scheme aims to mobilize a medium - long term debt finances facility for investment in viable projects for post-harvest management infrastructure and community farming assets through incentives and financial support in order to improve agriculture infrastructure in the country The Scheme will be operational from 2020-21 to 2029-30.

Moratorium for repayment under this financing facility may vary subject to minimum of 6 months and maximum of 2 years. All loans under this financing facility will have interest subvention of 3% per annum up to a limit of Rs. 2 crore. This subvention will be available for a maximum period of 7 years.

Farmers can now apply online for loan at the official Agriculture Infrastructure Fund Portal at [agriinfra.dac.gov.in](http://agriinfra.dac.gov.in).

Progress under the scheme as on **30.06.2023** is tabled below: (No. of applications)

Total applications	Denied by Gol	Rejected by LIs	Pending information (with Gol)	Verified by Gol & pending at LIs	Approved but not disbursed	Disbursed
1104	69	175	257	67	292	244

Bank-wise report is furnished at **Page No.202**.

## 10 Review of Performance under Important Schemes

### 10.1 SHGs under NRLM

(FY 2023-24) Q1

(Amt. in Rs. Crore)

SCHEME	TARGET	SAVING BANK LINKAGE	CREDIT LINKAGE (SANCTION)		%ACH (NO.)
	NO.		NO.	NO.	
SHGs	250000	26707	35025	1148	14.01

Data provided by Bihar Rural Livelihood Promotion Society (BRLPS) on Bank-wise position of Savings and Credit-linkages of SHGs is furnished on **Page Nos.116-119**.

The Reserve Bank of India has already advised the detailed guidelines for operationalisation of Interest Subvention Scheme under NRLM for SHG Credit. All Banks are requested to provide the stipulated interest- subvention to all eligible SHG accounts.

## 10.2 NULM

The data provided by Urban Development and Housing Department, Govt. of Bihar under various components of NULM are placed on the next page:

➤ **Self-Employment Programme**

**As on 30.06.2023**

S.N	COMPONENT	ACHIEVEMENT (NO.)
1.	SEP- I & G (Credit Linkage)	191
2.	SHG (Bank Linkage)	672
	<b>TOTAL</b>	<b>863</b>

Target yet to be allotted by UDHD, GoB.

Data provided by State Mission NULM on Bank-wise performance of Bank and Credit-linkages of SHGs is furnished on **Page no.203**.

As allocation of wards has already been done among the banks, the applications pertaining to a specific ward should be disposed off by the bank/ bank branch concerned.

➤ **PM SVANidhi**

Status of application under PMSVANidhi (1<sup>st</sup> Tranche) Scheme as on **30.06.2023** is tabled below:

No. of Applications	Sanctioned	Disbursed	% Disbursed	Return by Bank (This application can be processed by bank)	% Rejection	Application Pending with Bank (Without Including Rejection by Bank)
A	B	C	D (C x 100/B)	E	F (E x 100/A)	G (A-B-E)
122745	71502	64873	90.73	45025	36.68	6218

More granular data on PM SVANidhi has been placed on **Page Nos.204-206**.

### 10.3 Education Loan

#### ➤ EDUCATION LOAN: TARGET & ACHIEVEMENT

(FY 2023-24) Q1

Performance of banks during FY 2023-24 is summarized below:

SCHEME NAME	Target	Disbursement	% Achievement
	No.	No.	No.
Education Loan	36377	10647	29.27

More granular data on target and achievement under Education Loan has been placed on **Page No.120**.

#### ➤ EDUCATION LOAN: OUTSTANDINGs AND NPAs

(As on 30.06.2023)

(Amt. in Rs. Crore)

Education Loan Outstanding		NPA in Education Loan		%NPA
No.	Amount	No.	Amount	Amount
85259	2689	20937	686	25.50

Bank wise data sheet Education loan outstanding and NPA position in Education loan on **Page No.121**.

### 10.4 PMMY

(FY 2023-24) Q1

The Pradhan Mantri Mudra Yojna was launched on 08<sup>th</sup> April 2015 with an objective to create an inclusive, sustainable & value based entrepreneurial culture, in collaboration with partner institutions in achieving economic success and financial security. The loans in PMMY are extended under 3 categories: Shishu (upto ₹ 50,000), Kishore (₹ 50,001 to ₹ 5 lakh) & Tarun (₹ 5, 00,001 to ₹10 lakh). The loans are provided for income generating small business activities in manufacturing, processing, and service sector or trading.

From April 2016 onwards, activities allied to agriculture (excluding crop and land improvement loans) have also been included in this scheme. Interest rates are to be charged as per the policy decision of bank & there is no need of collateral security under this loan scheme.

(Amt. in Rs. Crore)

PMMY DISBURSED (Excluding Renewals)							
FY 2023-24							
SHISHU		KISHORE		TARUN		TOTAL	
NO.	AMT	NO.	AMT	NO.	AMT	NO.	AMT
192670	727	106301	1067	7179	535	306150	2329

The data on Mudra Loan as on 30.06.2023 is placed on **Page Nos.122-125.**

To ascertain the delinquencies it is necessary to have data on outstanding and NPA under PMMY. Banks are requested to report outstanding and NPA data to SLBC at quarterly intervals.

### 10.5 PMJDY

(FY- 2023-24) Q1

Under this scheme, a Savings Bank account with minimal documents is opened with zero balance & Rupay Card is issued. The account carries free of cost accidental death insurance of ₹ 2 lakh for the account holder, subject to the terms of usage.

(Amt. in Rs. Crore)

NO. OF PMJDY ACCOUNTS OPENED IN FY 2023-24 As on 30.06.2023		TOTAL PMJDY ACCOUNTS		TOTAL ACTIVE PMJDY ACCOUNTS		NO. OF OVERDRAFTS SANCTIONED IN FY 2023-24 As on 30.06.2023		TOTAL (CUM.) NO. OF OVER DRAFTS SANCTIONED	
NO.	AMT	NO.	AMT	NO.	AMT	NO.	AMT	NO.	AMT
1052749	85	57627222	14432	49241717	13195	20626	4	3180817	257

Bank-wise detailed data on PMJDY is placed on **Page no.126** for information of the house.

### 10.6 Stand Up India

Stand up India Programme was launched by the Hon'ble Prime Minister on April 05, 2016. The objective of the Stand-up India is to facilitate bank loans between ₹ 10 lakh to ₹ 1.00 crore to Scheduled Caste (SC) and Scheduled Tribe (ST) borrowers and Women borrowers for setting up Greenfield Enterprises. The details of the scheme and its guidelines are available on website [www.standupmitra.in](http://www.standupmitra.in). Banks are requested to instruct their branches for better implementation of the scheme. Reports received from SIDBI on cumulative Performance since inception (upto 30.06.2023 and performance during the FY 2023-24 are tabled below :

(Amt. in Rs. Crore)

Period	SC		ST		Women (General)		Total	
	No.	Sanction Amt.	No	Sanction Amt.	No.	Sanction Amt.	No.	Sanction Amt.
During FY 23-24	23	3.24	1	0.12	191	28.67	215	32.03
Cumulative	715	122.91	74	12.62	5816	1020.07	6605	1255.61

The bank wise data of Stand-up India is placed on **Page No.127-128.**

**10.7 PMEGP****(FY 2023-24) Q1**

SCHEME	APPLICATION FORWARDED TO BANKS	SANCTIONED	DISBURSED	PENDING APPLICATION
	NO.	NO.	NO.	NO.
<b>PMEGP</b>	14955	1615	1873	8823

Data obtained from KVIC online portal is placed on **Page Nos.129-130.**

**10.8 PM's new 15 point programme for welfare of Minority Communities**

Lead district Managers of all the 7 minority concentrated districts (Araria, Katihar, Sitamarhi, West Champaran, Kishanganj, Darbhanga & Purnea) in Bihar have been advised by SLBC to monitor & review the progress of credit facilities under various schemes to Minority Communities in DCC / DLRC meetings as per guidelines / instructions contained in RBI circular No. RBI/2019-20/03 FIDD.GSSD.BC.No. 04/09.10.01/2019-20.

To effectively monitor the performance of banks in providing credit to the specified minority communities at SLBC level, SLBC has instructed all concerned 7 Lead District Managers to send the Annexure II (half yearly) & Annexure III (quarterly) to RBI well in time and to forward their copy to SLBC Bihar as well.

The contact details of officials designated by banks functioning as lead bank in minority concentrated districts to look after exclusively issues related to minority communities is furnished below:

District Name	Name of designated official	Name of Bank	Mobile No.	e-mail address
Araria	Sri Bramdev Gupta	SBI	9661086801	lbo.araria@sbi.co.in
Darbhanga	Sri Ajay Kumar Sinha	CBI	9264291596	ldmdarb@centralbank.co.in
Katihar	Sri M K Madhukar	CBI	9264291811	ldmkati@centralbank.co.in
Kishanganj	Sri Indu Shekhar	SBI	7070999337	ldm.kishanganj@sbi.co.in
Purnea	Sri Mithlesh Kumar	SBI	9065490888	ldm.purnea@sbi.co.in
Sitamarhi	Sri Sanjay Kumar Sinha	BOB	9408772666	ldm.Sitamarhi@bankofbaroda.com
West Champaran	Sri Satish Kumar	CBI	9264292188	ldmwcham@centralbank.co.in

LENDING TO MINORITY COMMUNITIES				
(FY 2023-24)			(Amt. in Rs. Crore)	
SL. No.	Minority Concentrated Districts in Bihar	Priority Sector Advance Disbursed (A)	Out of (A) Total Advances to Minority	% Share of Minority Advance
		Amt.	Amt.	
1	Araria	1086	73	6.76
2	Darbhanga	1569	45	2.89
3	Katihar	1201	32	2.69
4	Kishanganj	513	23	4.46
5	Purnea	1980	51	2.56
6	Sitamarhi	1075	23	2.15
7	W. Champaran	1302	44	3.41
	<b>TOTAL</b>	<b>8726</b>	<b>291</b>	<b>3.33</b>

Data on Lending to Minority Communities in all districts of Bihar is placed on **Page No.92.**

## 11 Review of Performance under Social Security Schemes

(FY – 2023-24) Q1

### 11.1 Pradhan Mantri Jeevan Jyoti Bima Yojana (PMJJBY)

PMJJBY provides an insurance coverage at a very low premium. Under the scheme any saving bank account holder aged between 18 to 50 years can be insured for a sum of Rs.2.00 lacs against death on a payment of yearly premium of Rs.436/- per year (w.e.f. 01.06.2022) only, which will be debited from his saving account. The insurance is valid from 1st June to 31<sup>st</sup> May each year and is renewable. The performance of all member banks under this scheme is as under:

NO. OF PMJJBY NEW ENROLLMENTS IN FY 2023-24 as on 30.06.2023	NO. OF PMJJBY CLAIMS RECD. IN FY 2023-24 as on 30.06.2023	NO. OF PMJJBY CLAIMS SETTLED IN FY 2023-24 as on 30.06.2023	TOTAL NO. OF PMJJBY ENROLLMENTS IN FORCE TILL 30.06.2023	TOTAL (CUM.) NO. OF PMJJBY CLAIMS RECD TILL 30.06.2023	TOTAL (CUM.) NO. OF PMJJBY CLAIMS SETTLED TILL 30.06.2023
630436	415	391	8100623	9339	8391

Related data is placed on **Page No.131** for information of the house.



## 11.2 Pradhan Mantri Suraksha Bima Yojana (PMSBY)

PMSBY is a social security scheme in which persons having savings bank account and aged between 18 to 70 years can be insured for a sum of ₹ 2.00 lakh against accidental death on a payment of a paltry premium of ₹ 20/- per year (w.e.f 01.06.2022). The coverage is available also in case of complete or partial disability. The yearly premium is to be debited automatically from the SB A/C on the basis of authorisation by the customer. The insurance will be valid from 1st June to 31<sup>st</sup> May each year and is renewable.

The performance of Banks under PMSBY in Bihar is appended below:

NO. OF PMSBY NEW ENROLLMENTS IN 2023-24 as on 30.06.2023	TOTAL NO. OF PMSBY CLAIMS RECD in 2023-24 as on 30.06.2023	TOTAL NO. OF PMSBY CLAIMS SETTLED in 2023-24 as on 30.06.2023	TOTAL NO. OF PMSBY ENROLLMENTS IN FORCE TILL 30.06.2023	TOTAL (CUM.) NO. OF PMSBY CLAIMS RECD TILL 30.06.2023	TOTAL (CUM.) NO. OF PMSBY CLAIMS SETTLED TILL 30.06.2023
1413851	146	129	19006614	2504	1886

More granular data in this regard is placed on **Page No. 131** for information of the house.

## 11.3 Atal Pension Yojana (APY)

Persons aged between 18 to 40 years not having any social security coverage are eligible under Atal Pension Yojana. The scheme is mainly targeted at workers of unorganised sector. After attaining the age of 60 years contributors to the scheme will get a monthly pension between ₹ 1000 to ₹ 5000 per month depending upon their monthly contribution. After the death of pensioner and his/her spouse, their nominee will be paid a lump-sum amount.

**FY 2023 – 24 As on 30.06.2023**

Target	Achievement	Achievement %
636450	208897	32.82

The data is placed on **Page No. 131** for information of the house.

Bihar ranks second in the country in terms of cumulative APY enrollments after Uttar Pradesh.

*SLBC, Bihar has been awarded "Award of Excellence" under Citizen's Choice (H1 & H2 FY 2022-23) Campaigns and "Exemplary Award of Par Excellence" for FY 2022-23 for Top performing SLBC in enrollment under APY.*

## 11.4 Steps to be initiated by Banks for popularising Social Security Schemes

In his Independence Day 2021 speech, Hon'ble Prime Minister laid great emphasis on taking Government's Insurance and Pension schemes to every entitled citizen of India. In consonance with Hon'ble PM's vision, Department of Financial Services, Govt. of India has launched a number of campaigns to expand and deepen Financial Inclusion (FI) in the country. The undernoted FI campaigns are running currently:

Sl. No.	Name of campaign / drive	Campaign Period	Objectives / KPIs of the campaign
1	Targetted Financial Inclusion Intervention Programme (TFIIP)	April 2020 to March 2024	CASA, PMJJBY, PMSBY, APY. Benchmark fixed on per lakh population.
2	Saturation of PMJDY and PMMY accounts	2 <sup>nd</sup> October 2021 to September 2024	To cover all PMJDY and PMMY account holders under PMJJBY and PMSBY.
3	Mission Utkarsh	January 2022 to February 2025	To maximize coverage under CASA, PMJJBY, PMSBY, APY and MUDRA, Banking Touch Point within 5 KMs.
4	वित्तीय समावेशन से सशक्तिकरण A Special 6-month campaign at Gram Panchayat (GP) level	15 <sup>th</sup> Feb. 2023 to 15 <sup>th</sup> Aug. 2023	CASA, PMJJBY, PMSBY, APY, availability of banking touch point within 5 KMs, Financial & Digital Literacy, Loans under MUDRA, Stand Up India, PM SVANidhi, KCC etc. Special focus on financial inclusion of SHG members and their families.
5	3-Month Gram Panchayat Level Jan Suraksha Campaign	1 <sup>st</sup> April 2023 to 31.07.2023	Saturation of all eligible individuals with PMJJBY and PMSBY.

## 12 Review of Financial Inclusion

### 12.1 Banking Facilities in the State

(As on 30.06.2023)

BRANCH	FIXED POINT BC (BANKING OUTLET)	ATM	POS	INTERNET BANKING	MOBILE BANKING	ATM CARD
7943	52729	7155	81559	12389236	13244468	73503163

NO. OF BANK BRANCHES					FIXED POINT BC (BANKING OUTLET)
BANKS	RURAL	SEMI URBAN	URBAN	TOTAL	
COMM BANK	1992	1779	1442	5213	36078
CO-OP BANK	181	53	56	290	0
RRB	1448	553	105	2106	6300
SFB	133	119	82	334	23
IPPB	--	--	--	--	10328
<b>TOTAL</b>	<b>3754</b>	<b>2504</b>	<b>1685</b>	<b>7943</b>	<b>52729</b>

NO. OF ATMs					ATM CARD	POS
BANKS	RURAL	SEMI URBAN	URBAN	TOTAL		
COMM BANK	1097	2364	3420	6881	6,98,01,818	81,558
CO-OP BANK	82	40	69	191	2,12,812	0
RRB	0	0	0	0	33,85,883	0
SMALL FINANCE BANK	16	22	45	83	1,02,650	1
<b>TOTAL</b>	<b>1195</b>	<b>2426</b>	<b>3534</b>	<b>7155</b>	<b>7,35,03,163</b>	<b>81,559</b>

Bank-wise details are available on **Page Nos.132-135** of the Reference Book.

## 12.2 DBT & Status of Mobile/ Aadhar Seeding

DBT has emerged as a very important & useful tool in administrating financial benefits related schemes of Gol & GoB. With the growing number of DBT beneficiaries day by day, the challenges before the banks for effecting quick and successful DBT transactions has also grown manifold. In order to minimize the instances of failed transactions, proper Aadhar Seeding & Mobile Number Seeding and authentication with UIDAI of bank accounts of the beneficiaries are the only way out.

The DBT user departments may ensure, beforehand, the availability of Aadhar Seeding & Mobile Number Seeding with bank accounts of the beneficiaries from the related banks to avoid transaction failures. These Departments should update and correct their account number data base before submitting the same to banks for DBT to minimize the failed transactions and delay in receipt of funds by the beneficiaries. The remitting bank branches should provide details of failed transactions to the concerned customer departments immediately for correction.

### ➤ STATUS OF MOBILE / AADHAR SEEDING

TOTAL NUMBER OF ACTIVE ACCOUNTS IN BIHAR	TOTAL NO. OF ACCOUNTS SEEDED WITH MOBILE NUMBER	TOTAL NO. OF ACCOUNTS SEEDED WITH AADHAAR	TOTAL NO. OF ACCOUNTS AUTHENTICATED WITH UIDAI
10,32,95,614	8,04,58,378	8,67,31,692	5,84,81,725

From the data presented in the above table, it can be seen that out of a total of 10.32 Crore active accounts in the State, 8.04 Crore (77.90%) are seeded with Mobile Numbers, 8.67 Crore (84.01%) are Aadhar seeded and 5.48 Crore (53.10%) are authenticated with the UIDAI. Also, 82.45% of Aadhar seeded accounts are authenticated with UIDAI.

The detailed report in this regard is placed on **Page No.139** for information of the house.

## 12.3 Expanding and Deepening of Digital Ecosystem

### Arwal

In the 37<sup>th</sup> meeting of SLBC Sub-Committee on Branch Opening and IT Enabled Financial Inclusion held on 17.08.2021, was unanimously decided that Arwal and Sheikhpura be adopted for 100% digitization looking at their literacy rate and branch penetration. PNB Collates data for this campaign and reports on quarterly intervals.

Punjab National Bank collates data for this campaign and reports on quarterly intervals.

As on 31.05.2023, there were 4, 96,857 eligible operative Savings Bank Accounts, 4, 96,867 & eligible operative current account holders were 7,058. All accounts have been covered by at least one digital banking product like internet banking, debit card, mobile banking, UPI, USSD, AEPS, QR code etc. by 31.05.2023.

### Sheikhpura

Canara Bank collates data for this campaign and reports on quarterly intervals.

As on 31.05.2023, total eligible operative Savings Bank Accounts were 6, 14,842 & eligible operative current account holders were 8,423. All accounts have been covered by at least one digital banking product like internet banking, debit card, mobile banking, UPI, USSD, AEPS, QR code etc. by 31.05.2023.

More granular data on digitization of Arwal and Sheikhpura districts is placed at **Page No.156-159.**

In the SLBC Sub-Committee meeting on digital payment dated 02.02.2023 two more districts namely Purnia and Muzaffarpur has been chosen for extension of the scheme.

## 12.4 Implementation of Financial Inclusion Plans in LWE Affected Districts

As notified by the Department of Financial Services, Government of India vide their letter F.No.-II-18015/68/2014-LWE-III dated 14.04.2018, there are 4**“Most Affected LWE Districts”** in Bihar. Credit extension by Banks in these districts, upto the quarter ended June 2023 during FY: 2023-24, is as under:

SL. No.	District	Disbursement under ACP during the Year (Quarter ended June'2023)	Disbursement under ACP during the Year (Quarter ended June'2022)	C D Ratio as on 30.06.2023	C D Ratio as on 30.06.2022
		(Rs. in Crores)	(Rs. in Crores)	%	%
1.	Aurangabad	1397 ↑	1115	66.59 ↑	62.09
2.	Gaya	3738 ↑	1499	49.23 ↑	43.38
3.	Jamui	505 ↑	293	48.48 ↓	49.05
4.	Lakhisarai	386 ↑	270	43.04 ↑	42.27
<b>TOTAL</b>		<b>6026 ↑</b>	<b>3177</b>		

## 12.5 Targeted Financial Inclusion Intervention Programme (TFIIP)

Targeted Financial Inclusion Intervention Programme (TFIIP) is a flagship initiative of the Government of India under Aspirational District Programme (ADP) of NITI Aayog. The programme aims to quickly and effectively transform these districts.

Initially the programme was launched in 40 shortlisted Aspirational Districts including Aurangabad, Banka, Gaya & Sheikhpura districts of Bihar. Subsequently, Department of Financial Services vide their Letter F.No. 6/4/2021-FI) (C-300479681), dated 10.02.2021, advised that the programme has been extended to 112 Aspirational Districts including 13 districts in Bihar which are mentioned in the table on next page.

1.	Sitamarhi	5.	Muzaffarpur	9.	Sheikhpura	13.	Jamui
2.	Araria	6.	Begusarai	10.	Aurangabad		
3.	Purnia	7.	Khagaria	11.	Gaya		
4.	Katihar	8.	Banka	12.	Nawada		

### Key objectives of TFIIP:

- Availability of banking touch-point (branch / BC kiosk) within 5 km distance of every inhabited village
  - Improving identified Key Performance Indicators (KPIs) for financial inclusion to benchmark level
  - KPIs on FI: CASA accounts per lakh population, PMJJBY, PMSBY and APY enrolments per lakh population.
  - Offering bouquet of financial products (micro credit, micro investment)
  - Strengthening existing Grievance Redressal System for banks as per RBI guidelines to cater to the needs of PMJDY account holders
- Progress under TFIIP as on **30.06.2023** at 13 aspirational districts is tabled below:

(Per lakh population)

S. N	Aspirational District	Bank Accounts (CASA)	% Ach.	PMJJBY Enrolments	% Ach.	PMSBY Enrolments	% Ach.	APY Beneficiaries	% Ach.
Target Phase-II (100 % of benchmark)		129755		9775		30303		2886	
1	Araria	108684	84	9763	100	21824	72	5063	175
2	Aurangabad	125179	96	9511	97	23227	77	6163	214
3	Banka	100019	77	8595	88	18861	62	4930	171
4	Begusarai	116955	90	11078	113	22497	74	5274	183
5	Gaya	115021	89	9015	92	23331	77	5411	188
6	Jamui	114015	88	14766	151	24531	81	4661	162
7	Katihar	115063	89	8402	86	17152	57	4549	158
8	Khagaria	112642	87	9234	94	21248	70	4654	162
9	Muzaffarpur	123935	96	10281	105	21150	70	3823	132
10	Nawada	113832	88	8990	92	27867	92	6289	218
11	Purnia	113757	88	11663	119	26311	87	6675	231
12	Sheikhpura	122621	95	11751	120	33697	111	5484	190
13	Sitmarhi	98512	76	8542	87	17600	58	3457	120

## 13 Discussion on Policy Matters

### 13.1 Strengthening of BLBC/ DCC

The functioning of Block Level Bankers' Committees needs to be strengthened and monitored more closely. Besides bankers, it should mandatorily have the participation of all related line departments like agriculture, animal husbandry, dairy, fishery, industry etc. The responsibility of BLBC affairs should not be left solely to the BDOs. The Senior Deputy Collectors (Banking) and LDMs should also attend the BLBC meetings invariably and the issues discussed therein should be reviewed in DCC / DLRC meetings. District Magistrates should ensure this. Functionality for uploading minutes of BLBC/DCC meetings has been implemented on SLBC online Bihar portal.

Details of DCC and BLBC meetings in district are placed on **page Nos. 209-210**

### **13.2 EXEMPTION OF STAMP DUTY IN DECEASED CASES WITH LOW BALANCES**

In a recent meeting with Banking Ombudsman Bihar, held on 15/06/2023 with one of our member bank, one of the BO complaints related to “settlement of claims without legal representation in respect of balances held in the accounts of deceased constituents”, came up for discussion, where the balance in the deceased account was Rs. 1800/- (approx.), however, as per the extant instructions the legal heirs are required to get the documents stamped with stamp duty of Rs. 2000/- ( Letter of Disclaimer Rs. 1000/- and Letter of Indemnity Rs. 1000/-) as per the stamp act prevailing in the state of Bihar.

In view of the above and as requested by member bank we request Bihar Govt. for exemption of stamp duty on Letter of Disclaimer & Letter of Indemnity being taken in deceased account cases by banks where amount being settled is of lower value upto Rs. 20,000.

### **13.3 E-Stamping of Bank Guarantee**

IBA Managing Committee has approved a proposal to examine the feasibility of end to end digitization of trade process and to support the programme of Ease of Doing Business. A Working Group was constituted for the purpose which has suggested the Modalities for implementation of “Automated e-Stamping (AES)”. IBA has requested to discuss the e-Stamping of Bank guarantees in SLBC meeting to take up the matter with State Govt. for its implementation.

During past few years, state governments have brought reforms on stamp duty collection on articles under their jurisdiction. Now the duty-paying customer can make payments on-line and collect the e-Stamp Certificate from the designated government offices / agents. Stock Holding Corporation of India (Stock Holding), an All India Institution specialising on central registration service has been designated as Central Record Keeping and Collecting Agency by most of the state governments. But not all state governments have brought Bank Guarantee as a permissible article under e-Stamping. Govt. of Bihar is requested to list the same, if not listed yet.

While e-Stamping has made the revenue collection process easier for Government, benefits of digitisation have not been fully realised. When banks issue bank guarantee, the banks other than the Agency banks or their clients need to visit the government department / Agency bank to collect the e-Stamp Certificate or Stamp Paper. The physical Certificate / Stamp is made part of the bank guarantee by attaching with and / or printing thereon the document as a proof of having paid the stamp duty.

The Digital E-Stamping eliminates the use of physical certificate / stamp and make the bank guarantee process fully automated. It enables the banking system to move



away from paper based issuance of bank guarantees and helps adoption of international best practices in transmission of bank guarantees and its amendments.

### **13.4 Pledge financing for agriculture commodities through electronic-Negotiable Warehouse receipt (e-NWR)**

Warehousing Development and Regulatory Authority (WDRA) has been established under the Warehousing (Development and Regulation) Act, 2007 for setting up a negotiable warehouse receipt system in the country, making Negotiable Warehouse Receipt (NWR) a prime tool of trade and regulation of warehouse.

e-NWR can facilitate easy pledge financing by banks and other financial institutions. e-NWR also helps to save expenditure in logistics as stocks can be traded through multiple buyers without physical movement and can be even split for partial transfer or withdrawal. e-NWR promote scientific warehousing for storage of agriculture goods and commodities.

In a recent years meeting with Department of Food and Public Distribution, it was decided that the outreach of pledge finance through e-NWRs should be increased.

### **13.5 Fixation of Crop Season**

As per Para 4.2.13 at page no. 15 of RBI Master Circular RBI/2022-23/15 DOR. STR. REC. 4/21.04.048/2022-23 dated 01.04.2023 on "Prudential Norms on Income Recognition, Asset Classification and provisioning pertaining to Advances":

- (i). A loan granted for short duration crops will be treated as NPA, if the instalment of principal or interest thereon remains overdue for two crop seasons.
- (ii). A loan granted for long duration crops will be treated as NPA, if the instalment of principal or interest thereon remains overdue for one crop season.
- (iii). For the purpose of these guidelines, "long duration" crops would be crops with crop season longer than one year and crops, which are not "long duration" crops, would be treated as "short duration" crops.
- (iv). The crop season for each crop, which means the period up to harvesting of the crops raised, would be as determined by the State Level Bankers' Committee (SLBC) in each State. Depending upon the duration of crops raised by an agriculturist, the above NPA norms would also be made applicable to agricultural term loans availed of by him.

SLBC Bihar has received communication in this regard from IBA and also some member banks to determine crop season and share the minutes of the SLBC meeting in which this is approved.

The matter was taken up with Agriculture Deptt., Bihar Govt. and they have provided the details of sowing and harvesting period of prominent crops grown in Bihar. Based on this information as well as considering the time involved in harvesting, storage, marketing and realisation of sale proceeds of crops and the element of uniformity and operational convenience, a list of short duration and long duration crops was prepared and the undernoted crop season was decided for the limited purpose of IRAC norms:

Type of Crop	Crop Season
All Short Duration Crops	12 Months
All Long Duration Crops	18 Months

This was approved and adopted with consensus by all stakeholders in the meeting of SLBC Sub-Committee on Agriculture – I and Allied Activities – II held on 27.02.2023. Further, the list of crops, their duration and crop season was approved by SLBC in the 83<sup>rd</sup> & 84<sup>th</sup> Joint Quarterly meeting held on 04.03.2023. Information in this regard has been circulated among member banks by SLBC vide letter no. SLBC / CM / 2023-24 /19 dated 12.05.2023, placed at page nos. 216-237.

### 13.6 Fin Tech Adoption

Keeping with the winds of change around the globe, India has placed great emphasis on development of the country's digital infrastructure, in terms of usability, interoperability and accessibility. The Economic Survey 2023 also highlighted the economic growth of the country led by digital infrastructure and how the digital enablers are nurturing India's vision of a \$1 trillion digital economy by 2025. However, the Indian Fintech sector is seeing unprecedented increase in regulations and related compliance requirements.

RBI Governor Shri Shaktikanta Das in his address on April 27, 2023 mentioned that *“The rapid developments and innovations in the financial system, especially in the areas of fintech and digital products pose new opportunities as well as risks. These may affect financial intermediation, payment systems, cyber security and consumer protection. We have to continue monitoring and assessing the implications of these emerging trends, while also developing our own capabilities and frameworks to effectively respond to these challenges.”*

RBI is encouraging banks through varied mediums for wider adoption of Fintech, particularly in the agriculture sector, which could help bring in more investment into the sector for long term asset creation and infrastructure development.

In this regard, to play a critical link in feedback loop for concerns that emanate from mushrooming of Fintech entities without adequate oversight, either directly or in

partnership with the banks, it is required to continuously monitor the issues pertaining to mushrooming of Fintech entities operating without adequate oversight.

### **13.7 33<sup>rd</sup> Depositors Education and Awareness (DEA) Fund Committee**

According to Chapter III of The Depositor Education and Awareness Fund Scheme, 2014, a committee headed by Deputy Governor of RBI administers and manages the fund in accordance with the DEAF Scheme. The Committee may from time to time lay down list of activities, the criteria, procedures, etc. for achieving the objectives of the fund i.e., promotion of depositors' interest.

In view of the above, 33<sup>rd</sup> Meeting of the Depositors Education and Awareness (DEA) Fund Committee was held on April 18, 2023 wherein, inter alia, the Committee directed that all the banks in all the SLBC forum to "*sensitize their staff in handling cases of deceased depositors and dealing with nominees/ legal heirs*".

Thus, all the banks are requested to sensitize their staff in a suitable manner.

### **13.8 Credit Guarantee Scheme for Animal Husbandry and Dairying under Animal Husbandry Infrastructure Development Fund (Revised 2.0)**

As a part of Prime Minister's Atma Nirbhar Bharat Abhiyan stimulus package, "Animal Husbandry Infrastructure Development Fund" (AHIDF) of Rs.15000 crore has been approved to incentivize investments by individual entrepreneurs, private companies, Farmer Producer Organisations (FPOs), Micro, Small and Medium Enterprises (MSMEs), Section 8 companies to establish (i) the dairy processing and value addition infrastructure, (ii) meat processing and value addition infrastructure, (iii) Animal Feed Plant, (iv) Breed Improvement Technology and Breed Multiplication Farm (v) Animal Waste to Wealth Management (Agri Waste Management) and (vi) Setting up of Veterinary Vaccine and Drugs Production Facilities. Government of India has issued Guidelines for implementation of AHIDF and have also issued Implementation Guidelines 2.0. As a part of AHIDF, Government of India (GoI) has established a "Credit Guarantee Fund Trust for Animal Husbandry and Dairying" (CGFT-AHD) of Rs. 750 crore. Department of Animal Husbandry and Dairying (DAHD) will contribute Rs. 75 crore per year over 10 years towards Credit Guarantee at the beginning of each financial year.

The scheme documents are available on our website [www.nabsanrakshan.org](http://www.nabsanrakshan.org). Further, in case any queries or clarification kindly contact to 022-26539241/9243 or [ho@nabsanrakshan.org](mailto:ho@nabsanrakshan.org).



**ANNEXURE - I**

**MINUTES  
OF  
MEETINGS**

1 - MEMPHIS

MINUTES

OF

MEETINGS

**STATE LEVEL BANKERS' COMMITTEE, BIHAR**  
**83<sup>RD</sup> & 84<sup>TH</sup> JOINT QUARTERLY MEETING DATED 4<sup>TH</sup> MARCH 2023**

**MINUTES**

The 83<sup>rd</sup> and 84<sup>th</sup> joint quarterly meetings of SLBC Bihar was held on 4<sup>th</sup> March 2023 at Hotel Maurya, Patna under the Convenorship of State Bank of India. It was focussed on MSME and Financial Inclusion. Hon'ble Finance Minister Shri Vijay Kumar Choudhary presided over the meeting. It was attended by Hon'ble Minister, Industry Department, Shri Sameer Kumar Mahaseth and senior officials from DFS, State Government Departments, RBI, NABARD, SBI, SIDBI, KVIC, Police, Department of Post, SLBC member banks, Industry Associations, District Magistrates and Lead District Managers. The list of participants is placed as **Annexure-I**.

**2. Shri Shiva Om Dikshit, Chief General Manager, SBI** delivered the welcome speech and presented a bird's eye view of the banking developments that has taken place in the State upto 3<sup>rd</sup> quarter of FY 2022-23. Views expressed by him are summarized below:

(i) Total deposits of banks were Rs 4.22 lakh crore at the end of the June 2022 which increased to Rs 4.41 lakh crore by December 2022. Thus, deposits of banks have grown by Rs 19,000 crore between June and December quarters of FY 2022-23.

Total advances of banks has increased from Rs 2.14 lakh crore to Rs 2.30 lakh crore, i.e. by Rs 16,000 crores during June and December 2022 quarters.

CD Ratio of the state was 52.83% in June 2022, which increased to 54.25% in December 2022. Thus, at the end of December 2022, the CD Ratio of the state has increased by 1.42% from June 2022.

(ii) ACP target for FY 2022-23 is disbursement of loan worth Rs 2.04 lakh crore. Under this, Rs 53,000 crore i.e. 25.74% of the target has been achieved by June 30, 2022 and Rs 1.59 lakh crore i.e. 78% of the target has been achieved by December 2022.

If seen Sector-wise, till the third quarter, the achievement of the target under ACP has been about 70% in Agriculture Sector, 63% in MSME, 90% in Other Priority Sector and 107% in Non-Priority Sector.

(iii) During the current FY, work has been done in the field of MSME in a very focused way. It started with target setting for MSME in ACP. The target of MSME in ACP for 2021-22 was Rs 35,000 crore which has been increased to Rs 70,000 crore for 2022-23 i.e. 100% increase in target. Banks disbursed Rs 44,000 crore MSME

loans till December which is 63% of the target. During the same period in 2021-22, banks had disbursed MSME loans worth Rs 23,700 crore only.

PMEGP is an important scheme for employment generation in the MSME sector. Last year's physical target under this scheme was 3,415, which has increased to 8,859 in the current FY- an increase of more than two and a half time. Against this target, 560 loan applications were approved by banks till June 2022 and 6,928 till December 2022 and 8,477 till 27 February 2022, which is very close to the annual target.

Under Pradhan Mantri Mudra Yojana (PMMY), loans worth Rs 2,820 crore have been given by banks till June 2022 and Rs 14,983 crore till December 2022 in the current FY.

If we look at the Stand Up India Scheme, a total of 5,126 persons were given loans under this scheme since inception of the scheme upto September 2022. This number has increased to 5,835 by December 2022 and to 6,156 by 27 February 2022.

Under PMFME scheme, 33 applications were approved till June 2022 and 208 till December 2022. Thereafter, during succeeding two months, the pace of sanction has increased in this scheme and the number of approved applications has increased to 1,645 as on 27 February 2023.

In the first tranche of PM SVANidhi scheme, loans were given to 64,778 Street Vendors till September Quarter and 70,140 Street Vendors till December Quarter. By February 28, 2023, loans have been sanctioned to 71,700 street vendors in the first tranche of this scheme, 11,800 in the second tranche and 145 in the third tranche.

(iv) The target of loan disbursement in ACP for the financial year 2022-23 in Agriculture Sector was Rs 70,000 crore. Banks have disbursed loans worth Rs 48,648 crore till December 2022 and thus 70% of the target has been achieved.

The target for SHG financing is credit linking 2.50 lakh JEEViKA SHGs during FY 2022-23. Against this, 44,000 SHGs were financed by banks till June 2022 and 2.02 lakh SHGs till the end of Dec'22. SHG financing continues to be a focus area and by the end of January 2023, a total of 2.26 JEEViKA SHGs have been financed this year i.e. 90% of the target has been achieved.

(v) At the end of June 2022, the NPA of banks was Rs 24,075 crore (11.50%) which decreased to about Rs 21,100 crore (9.93%) at the end of September 22 and thereafter increased to Rs 23,400 crore in December 22 (10.35%).

(vi) At the Financial Inclusion front, 7,721 bank branches and 6,733 ATMs were working as on 30.06.2022. The number of branches has increased by 67 and the number of ATMs by 109 in the December quarter, taking the total bank branches in



the state to 7,816 and total ATMs to 7,046 as on December 31, 2022. Apart from these, 34,701 Fixed Point BC (CSP) are also functioning in the state i.e. there are a total of 49,563 Banking Touch Points. Banks have opened 21 lakh new Jan Dhan savings accounts, have insured 15.26 lakh people under PMJJBY, 23.43 lakh under PMSBY and 4.94 lakh people have been registered under APY between June and December quarters.

In the current financial year till December quarter, FLCs of all the districts of the state have conducted 1,700 Special Camps and 2,100 Target Group Camps and RSETIs have conducted 710 Training Programs and trained 22,000 people.

**(vii)** State Bank of India is trying its best to play its role as per national and regional needs, aspirations and priorities. The physical target of SBI in PMEGP is 1,895. Against this, 1,830 applications were sanctioned till 3rd Quarter End. By February 7, 2022, 1,962 PMEGP applications have been sanctioned i.e. more than 100% of the target.

SBI has approved 501 applications under PMFME and 170 under Agri Infra Fund till February 2023. Since the inception of Stand Up India Scheme, 568 loans have been sanctioned by SBI by February 2023.

Under PM SVANidhi scheme, SBI received 26,898 applications in its first tranche, out of which 17,761 applications have been approved till February 2023.

SBI is also actively working for Self Help Groups of JEEViKA and has financed 37,701 SHGs (105%) against yearly target of 35,441.

In the field of Financial Inclusion, SBI is providing its best services in the State through 6,280 Customer Service Points (Fixed Point Banking Outlets). SBI has 7 RSETIs in its 7 lead districts and they have been accredited with top grading "AA" by the Govt. of India for their overall performance.

in the current FY till February 2023, SBI has opened 4, 14,000 Jan Dhan accounts, enrolled 2, 77,000 people in Atal Pension Yojana and enrolled 14, 93,000 people in PMJJBY and 25, 01,000 people in PMSBY.

**(viii)** He requested member banks to clear the pending applications under all schemes in the remaining days of the current FY.

**(ix)** He thanked the State Govt., on behalf of SLBC member banks, for all the necessary support provided for smooth functioning of their branches and CSPs.

**3. Shri Vijay Kumar Choudhary, Hon'ble Finance Minister, Govt. of Bihar** extended special welcome from State Govt. to all representatives of banks and said that this welcome is the representation of the hopes of millions of citizens of the State and the expectations of the State Govt. He expressed the undernoted views during his speech:

(i) Banking system is the steering wheel of society's progress and financial inclusion and inclusive growth cannot happen without the help of banks.

(ii) There has been a considerable progress since last meeting of SLBC. It is a matter of satisfaction that CD Ratio has risen to 54% and we are going to have an ACP of Rs 2, 63,000 crores for FY 2023-24 which almost equals the State's budget of Rs 2, 62,000 crores approved by the State Assembly yesterday.

(iii) Hon'ble Finance Minister observed that the synoptic assessment of progress achieved under various schemes and sectors as presented today before the SLBC by the Chief General Manager, SBI during his welcome speech, bears a testimony to the fact that noticeable progress has been made. The remarkable work done by JEEViKA with the help of banks was highly appreciated in the recent budget session of the State Assembly. That a JEEViKA Didi from Muzaffarpur has been awarded by Hon'ble President of India for her innovative business of manufacturing art pieces from plastic waste, is a matter of big pride for all of us. It is by dint of woman empowerment unlocked through JEEViKA by way of SHG financing by banks that JEEViKA Didis are being invited now to Financial Inclusion Orientation Programmes conducted at Lal Bahadur Shastri Academy where members of IAS are imparted training. All these good things should not lead to complacency rather it should infuse inspiration and zeal in us. Let us remember that we are still lagging behind the average national CD Ratio of 75%.

(iv) The State Govt. is committed to extend all necessary cooperation for creating a more congenial work environment for banks. The district administration of all districts has been instructed to help banks in recovery of NPAs through SARFAESI and all other legal recourses. Banks should feel free in approaching the State Govt. for any help they need, be it for discharging their duties or for implementing any scheme. However, it is prudent to raise the impeding issues for resolution whenever they crop up rather than to just mention them as the reason for non-performance at the time of review.

(v) NPAs are a part of banking business and should be contained within the tolerance level. Turning of accounts into NPAs must trigger required action of recovery but it should never induce refuge from financing. The failures of a few borrowers should not deprive other needy people of bank finance. Let us not forget that most of the borrowers in the State are marginal farmers or micro entrepreneurs who are not willful defaulters like big corporate debtors.

(vi) SLBC data for December 2022 quarter reveals that some banks and districts have done well whereas some of them need immediate improvement. Finance Deptt., GoB would interact with such banks / districts one to one so that the overall outcome improves. Banks should identify their low performing branches and take suitable steps to ameliorate their performance.

4. As this SLBC meeting is focused on MSME, **Sri Sandeep Poundrik, Additional Chief Secretary, Industry Department, GoB** made a presentation before the forum and spoke at length on the various schemes of his department. Views expressed by him are summarized below:

**(i) PMEGP:** The average number of physical sanctions during last 4 years has been between 2,500 to 3,000 per year which has touched 8,567 during the current FY and this is expected to further cross the 9,000 mark as still a few days are left in the current FY. He congratulated the banks and thanked them for their cooperation in achieving this feat. He extended his special thanks to SBI, PNB, DBGB, UBGB and Canara Bank who have sanctioned more than 90% of their targets. However, he said that sanctions are nothing but a piece of paper until they are disbursed. Banks have claimed MM (margin money) in 4,887 cases out of which MM has been disbursed in 3500 cases. There are around 1,000 referred back cases which can be rectified and resubmitted easily by banks and that will take the MM disbursed figures to 4,500. Also, banks are required to lodge MM claims promptly in around 4,000 remaining sanctioned cases.

**(ii) PMFME:** This central scheme for food processing sector launched in 2020-21 has seen only 20 loans sanctions during last 2 years. But after transfer of this scheme from Agriculture Deptt. to Industry Deptt., there has been a quantum jump in performance and 1,900 loan applications have been sanctioned during 2022-23 which is 3<sup>rd</sup> highest pan India. SBI is leading with 497 PMFME loans sanctioned while other banks are also catching up. The target for FY 2022-23 is 3,600 and banks are sanctioning around 75-100 applications per day, therefore, we hope to achieve the allotted target and take Bihar to 1<sup>st</sup> or 2<sup>nd</sup> position pan India. However, only 377 loans have been disbursed and completion of disbursals in remaining cases needs to be done expeditiously.

PMFME scheme is a boon for Bihar because the State has a huge potential for food processing activities and there is no dearth or difficulty in release of subsidy as it is released by Industry Deptt. at State level. The scheme is applicable to both individuals and groups. Industry Deptt. is working in coordination with JEEViKA and JEEViKA Didis have done a number of PMFME projects in Honey and Makhana processing and Masala, Papad and Pickle production.

Banks are sanctioning many term loans for Mini Rice Mills, Atta Chakkis, Sweet shops, Packaging material production etc. under their regular schemes. They may bring these projects under PMFME which will not only benefit the borrowers with subsidy but will also reduce the credit load of banks.

**(iii) Bunkar Mudra Yojana:** This is a specific scheme for weavers who are concentrated in select districts of the State. The number of applications sent to 17 banks is 3,800 but performance of none of the banks is satisfactory. Poor or negative CIBIL score is one of the main issues that the scheme is facing.

**(iv) Bihar Industrial Promotion Policy (BIPP) 2016:** Aimed at creating a convenient and congenial industrial atmosphere in the State, BIPP-2016 offers a number of incentives to the entrepreneurs e.g. Interest Subvention, SGST Reimbursement, Electricity Duty Reimbursement and Reimbursement on Stamp Duty on Registration and Conversion of Land, Employment Cost Subsidy, Skill Development Subsidy etc.

Since inception of the BIPP, 2,294 units with proposed investment worth Rs 64,000 Crores have been accorded Stage-1 clearance, 815 units with investment amounts of Rs 6,112 crores have been given financial clearance and 419 units have entered working status wherein investment amount is Rs 3,579 crores. During the current

FY, 1<sup>st</sup> stage clearance has been given to 335 projects worth Rs 8,000 proposed investment, financial clearance to 123 units worth Rs 2,000 crores of investment and 66 projects have finally received working status wherein investment is Rs 1,080 crores.

**(v) Mukhya Mantri Udyami Yojana (MMUY):** The MMUY was launched in Bihar during 2018-19 and is a first of its kind scheme ever introduced in the country. The aim of MMUY is to develop and expand entrepreneurship, develop new micro & small enterprises in rural & urban areas and promote self-employment. Under this scheme, GoB provides the beneficiaries interest free loan worth 50% of project cost (Max. Rs 5 lakh) repayable in 84 EMIs after a gestation period of 12 months and a grant equal to 50% of the project cost (Max. Rs 5 lakh). Around 30,000 beneficiaries have been financially assisted under MMUY since inception of the scheme with 8,111 beneficiaries selected during the FY 2022-23 itself. The successful beneficiaries under MMUY are the prospective borrowers of banks as they may approach the banks in future for financing their business expansion.

Leather cluster which is coming up at Muzaffarpur tells the success story of industry in Bihar. In this cluster, 40 Micro Units run by JEEVIKA Didis have been provided with around 1,200 industrial stitching machines. These micro units are working with a Mumbai based Anchor Unit which takes care of raw material supplies and marketing of leather bags. With 2,000 workers and a pooled production capacity of 40,000 bags per month, this cluster is poised to become the largest bag stitching cluster of India. Govt. of Bihar has come out with a Textile and a Leather Policy in 2022 in order to develop Bihar as leather and textile hub. Govt. is trying its best to develop an industrial atmosphere in the State. Banks are requested to finance generously to upcoming units and make State Govt.'s industrial dream come true.

**5. Dr. S. Siddharth, Additional Chief Secretary (Finance)** expressed his views on various issues as under:

(i) Finance Deptt. took a very concerted decision in line with the industrial aspirations of the State Govt. and doubled the ACP for MSME sector from Rs.35, 000 crores in FY 2021-22 to Rs 70,000 crores in FY 2022-23. State Govt. has pumped a sizeable amount in MMUY by taking a 50 years-loan from World Bank. This shows its resolve to help entrepreneurship develop in the State.

(ii) **Stand Up India (SUI)** is an important scheme launched by Govt. of India under which every bank-branch has to finance one SC or ST and one Woman beneficiary with Loans from Rs 10 lakh to Rs 1 crore for greenfield projects. There are 3,950 branches of Public Sector Banks in the State and they should have financed 3,950 SC / ST beneficiaries whereas only 529 such beneficiaries have been financed by them so far. This performance is very poor and needs immediate attention of Govt. of India. Govt. does not wishes only Mudra loans to be financed rather it wishes big ticket size loans also to be financed to boost up the MSME sector.

**The Chief General Manager, SBI** apprised the forum that SBI has financed 704 SUI loans up to FY 2021-22 and 761 loans during FY 2022-23. Out of 761 SUI loans financed by SBI during current FY, 576 loans have been financed during last 3-4

months only. This signifies that progress under SUI scheme has been slow but it is picking up fast, so far SBI is concerned.

**Dr. Bhushan Kumar Sinha, Joint Secretary, DFS, Govt. of India** mentioned that SUI scheme is on the radar of Gol and performance under the scheme is being reviewed periodically. As on 13<sup>th</sup> February 2023, 1,71,885 SUI loans worth Rs 38,855 crores were sanctioned pan India out of which Rs 18,884 crores have been disbursed, In Bihar, 6,076 loans worth Rs 1,130 crores have been sanctioned and disbursement is Rs 556 crores. When we compare loan amount sanctioned under SUI on per lakh of population, national average is Rs 22.26 lakh whereas for Bihar it is Rs 90.26 lakh.

Also, performance of Bihar is better than National Averages in MSME YoY growth, Number of Jan Dhan Accounts per lakh of population and ticket size of Mudra loans. Under Mission Utkarsh, Sitmarhi district has achieved 100% of State average in 3 out of 4 Key Performance Indicators (KPIs) and 99% in 1 KPI. This shows remarkable performance by Bihar under Financial Inclusion.

Commenting on the performance of various districts in ACP, **ACS (Finance)** observed that there are banks and districts which are not performing well which is evident from their achievement percentage of their targets under ACP. For example, districts like Jamui (42%), Sheikhpura (44%), Munger (45%), Banka (48%), Arwal and Khagaria (51%), Nalanda & Lakhisarai (53%) and Banks like Bank of India (48.59%), UCO Bank (50.34%), DBGB (55.08%), Union Bank (62.94%), CBI (73.15%) which have performed below State Average. As directed by Hon'ble Finance Minister, one-to-one meeting with the State Heads of the Lead Banks of the lagging districts and Banks will be held in March 2023' Bank heads are requested to do diagnosis of the reasons involved and come up with action plans for improvement.

**ACS (Finance)** further informed the forum that Bihar Govt. has proposed ACP size of Rs 2, 63,150 crores for 2023-24 which is based on Rs 2, 03,139 crores of projections made by NABARD in their Potential Linked Plan 2023-24. It has been endeavored to align ACP with PLP because aligning it with Per Capita National Income or National Average CD Ratio would need a very huge increase in current size of ACP and is not practical at this stage.

In ACP 2023-24, Rs 94,150 crore has been proposed for Agriculture Sector against Rs 70,000 crore for 2022-23. The Agriculture ACP has further been bifurcated into ATL (Rs 41,040 crores) and Crop (Rs 53,110 crore) to align with the production, preservation, processing and marketing needs as per Bihar Agri Road Map. The MSME ACP is Rs 70,000 crores for 2022-23 which has been increased to Rs 89,480 crores for 2023-24. The aim is to bring in large ticket loans. For Other Priority Sector (OPS), ACP size has been increased from Rs 14,145 crores to Rs 19,520 crores. All these proposed increase are in line with NABARD's PLP. Outlay for NPS has been increased from Rs 50,000 crores to Rs 60,000 crores. SLBC is requested to allocate bank-wise targets at the earliest so that ACP Targets are available to banks from April 2023 to act upon.

5. In his address to the SLBC, **Shri Samir Kumar Mahaseth, Hon'ble Minister, Industry Department, GoB** mentioned the undernoted points:

(i) Progress is visible in all banking sectors during last two quarters and banks deserve applause for the same.

(ii) There is a perception about Bihar that Industry cannot flourish here. Knowingly or inadvertently, banks officials coming to Bihar from other states carry this wrong notion in their minds. Time has changed, Bihar has changed and we need to change our mindset accordingly.

(iii) He also observed that high NPA is not confined to Bihar only. Many States are having higher NPAs still they are having higher CD Ratios.

(iv) We have a successful model of JEEViKA which is being appreciated nationwide. We have implemented MMUY in which a large number of entrepreneurs are coming forward to get associated with. All these show the inclination of people in Bihar towards MSME and the need for funding their projects. Still we are lagging behind in National Average CD Ratio. It is contradictory.

(v) Industry Deptt. GoB is in active mode and its senior officials are frequently visiting all the districts to drive department's various schemes. The result of these steps can be seen in the increasing performance of schemes.

(vi) The State Govt. is establishing a Land Bank of 10,000 acres for use of industrial units and 4,000 acres of land has already been acquired. Govt. is creating a base of entrepreneurs through various schemes like MMUY, PMFME, PMEGP, BIPP etc. Banks are required to take Govt.'s efforts further forward by providing finance to these entrepreneurs. Let us remember that the GDP of the country will not increase unless GDP of Bihar increases.

6. During discussions on SHGs, **Joint Secretary, DFS** observed that JEEViKA is doing good for SHGs in Bihar but the gap between bank linked and credit linked SHGs is still 34%. Though the gap at national level is higher, it should be not be as high as 34% for Bihar because JEEViKA is a role model pan India.

**CEO, JEEViKA** presented the undernoted views on SHGs and RSETIs:

(i) There are 10.45 lakh SHGs in Bihar are bank-linked. Out of them, 8.62 lakh SHGs were credit linked by Sept. 22 quarter. During Dec. 22 quarter, JEEViKA has credit linked 1 lakh more SHGs with the help of banks. Now 90% of bank linked SHGs are credit linked.

(ii) The target for FY 2022-23 was to credit link 2.50 lakh SHGs and 2.25 lakh SHGs have already been credit linked and with the efforts in offing it is hoped that we will achieve the 2.50 lakh target.

(iii) So far, the average disbursement under JEEViKA SHGs has been Rs 5,700 crores per year. But in current FY, till January 2023, we have already disbursed Rs

6,700 crores and hope to cross Rs 8,000 crores by end of the current FY which will be an all time high level of disbursement.

(iv) RSETIs in 27 districts are running in their own buildings but the pace of construction of buildings in 5 districts is very slow and in 6 districts the construction has not yet started including Patna. Banks need to expedite in this regard.

(v) It was opined in previous SLBC meetings that JEEViKA should go for big ticket projects through SIPB. We have acted upon this and JEEViKA has submitted 3 SIPB 1<sup>st</sup> stage cleared proposal of SHGs to banks. These projects are one each in Bhojpur (Frozen Pea – BoB), Kalihar (Makharia Processing – SBI) and Samastipur (Spices – SBI). Land is already available for these projects and if bank credits are sanctioned, it will trigger starting of the projects.

(vi) Banks have financed Rs 27,000 crores so far to JEEViKA SHGs which has benefitted 1.30 crore families in the State. He thanked banks for their cooperation in this regard.

**7. Regarding ACP, Joint Secretary, DFS** opined that target setting under ACP is a subject to be decided at the State level. However, it is worth mentioning that YoY growth of MSME in Bihar is 20% against National Average of 11.90% and a further increase of 27% has been proposed in MSME ACP 2023-24. In Agriculture Sector, national level allocation was 18.50 lakh crores which is to be taken to 20 lakh crores during 2022-23 i.e. an increase of 8% is proposed in the Budget 2023-24 announcements made by Central Govt. However, the proposed increase in Agri ACP 2022-23 is 35% in Bihar. These higher-side allocations may create aberrations in alignment of Regional and Inter-State GLC allocations by Central Govt. and needs to be looked into at backend by NABARD.

**Special Secretary (Finance)** mentioned that the ACP for 2023-24 has been framed after much introspection and deliberations done during last meeting held by NABARD. As already said by ACS (Finance), it is based on the credit demand potential worth Rs 2,03,139 crores projected by NABARD in their PLP 2023-24. The ACP for 2020-21 was Rs1, 62,000 crores out of which the achievement was approx. Rs 1, 55,000 crores. When ACP for 2021-22 was increased to Rs 2, 04,000 crores, GoB had received requests from SLBC to reconsider the increase. But the recent follow up review with SLBC shows that 80 to 85% of ACP target has already been achieved and, most likely, 100% of ACP will be achieved this year. MSME ACP for current FY was substantially increased by Rs 35,000 crores but for ACP 2023-24, it is only Rs 19,000 crores. In Agri ACP 2023-24, a substantial increase has been proposed but such increases are in line with State's aspirations to maintain its growth rate and to qualify among the top 3-4 states of the country in terms of overall growth. This requires proportionate investments and the State Govt. is trying for the same at its own and has befitting expectations from the banks. These aspirations of Govt. have been expressed on several occasions by Hon'ble Finance Minister and Hon'ble Industry Minister. Moreover, our deposit base is Rs 4, 44,000 crores and this potential can be tapped to reach National Average CD Ratio of 75%.

**8. Shri Sanjiv Dayal, Regional Director, RBI Patna** expressed the following views during his address to the SLBC:

(a) There has been a remarkable increase in CD Ratio which has shot up from 50.18% in December 2021 to 54.25% in December 2022. However, we have miles to go to reach the national average CD Ratio.

(ii) The ACP achievement of 78% upto Q3FY23 is better than that of Q3FY22. But let us not stop here and endeavor to achieve 100%.

(iii) Commendable work has been done by banks in last 5-6 months under various sectors and schemes which has been acknowledged and applauded by Hon'ble Ministers and senior officials of State Govt. Departments. Banks should continue this tempo of work.

(iv) The ACP target proposed by State Govt. for FY 2023-24 has high expectations from banks and previous speakers have said a lot on this. Banks need to be realistic and positive and gear up themselves to ensure that whatever targets are given they are achieved. State Govt. has repeatedly said that they are always ready to extend all sorts of help the banks require. Banks may also approach RBI in case they need any tweaking of policies.

(v) Though there is a marginal reduction in NPAs to 10.35% it is still very high. In agriculture sector, the NPA is more than 24%. This is a matter of concern more so because we need to lend more in this sector as Agri ACP has been increased for FY24. So banks are requested to exercise due diligence and professionalism to avoid adverse selections of borrowers and maintain quality of assets. State gov., especially the district Administration is urged to reduce number of certificate cases and help banks in recovery of bad loans.

(vi) Implementation of the recommendations of RBI Working Group on Agriculture Credit will facilitate better flow of credit to agriculture sector. RBI is sanguine that necessary steps have been taken in this direction by all concerned.

(v) It is heartening to note that the growth rate of Bihar has been 10.90% in 2021-22, as per Budget and Economic Survey of Bihar - tabled recently in State Assembly. Further, it is commendable that the State Govt. has set aside a sizeable amount for Capex which is equal to almost 21% its total expenditure and also has maintained a reasonable Fiscal Deficit.

(vi) RBI has celebrated Financial Literacy (FL) Week during February 2023 which was based on the theme – "Good Financial Behaviour, Your Saviour". During this FL week, posters and banners containing FL messages were displayed in banks branches, Post Offices, select SCPs, Panchayat Bhavans, Block Offices, Patna International Airport, BSRTS buses and 40 railway stations in the State to take the FL messages to masses. In addition, around 90,000 FL programs were conducted for various target groups by FLCs, CFLs, LDMs and bank branches during the FL week. RBI thanks all stakeholders for their cooperation in this regard.



As a next step in FL, RBI will organize an All India Quiz starting 11<sup>th</sup> April 2023 for students of class 8 to 10, especially those in Govt. and Municipal schools. This quiz will be at block, district and State levels and will culminate at national level. Education Department, especially the District Education Officers, are requested to extend cooperation in disseminating information regarding the quiz among schools and selecting teams.

(vii) It is heartening to note that SLBC has kept special focus on the status of Financial Inclusion and Financial Literacy in the State.

**9. Dr. Sunil Kumar, Chief General Manager, NABARD** put forth the undernoted points during his speech:

(i) 70% of Agri ACP has been achieved by Q3 and, therefore, it is hoped that there will be 100% achievement this FY. However, only 12 lakh KCCs have been issued. This number needs to be increased including number of new KCCs issued. There is a huge potential of milk, fish and egg production in the State. So, we need to finance ATL also for dairy, poultry, fishery etc. which will help in capital formation and boost Agriculture production.

(ii) In Bihar, 25% farmers are landless and we can finance them through JLG model in a big way. Some banks like SBI, Canara Bank, PNB, CBI, Cooperative Banks and RRBs are already doing JLG financing, we need to expand it. Like SHGs, NPA in JLGs is also very low and are comparatively safer avenues for finance.

(iii) There are approx. 1,000 FPOs in the State and out of this around 400 have been formed by NABARD. These FPOs now need finance for further activities which is not happening. Most of FPO financing has been done by NBFCs and they charge high rate of interest. Finance to NBFCs has credit guarantee and therefore are safe. Also, many of the banks are already registered with NABSanrakshan, a NABARD subsidiary for administration of credit guarantee.

(iv) Agri Infra Fund is an important scheme for post-harvest infrastructure management which is a foremost necessity of an agrarian state like Bihar. This scheme offers both interest subvention and credit guarantee and, therefore, provides comfort to both the borrowers and the lenders. However, only 172 projects have been financed so far under this scheme and needs more push and participation.

**10.** Classification of crops as Short Duration or Long Duration is material for identifying them as NPAs as per RBI's circular instructions. In light of this, SLBCs have been instructed by Indian Banks' Association (IBA) to fix Crop Seasons for major crops grown in their respective states. Accordingly, a proposal was put up in the meeting dated 27<sup>th</sup> February 2023 of SLBC Sub-Committee – I on Agriculture and details in this regard is placed on page number 41- 42 of "References to Agenda Booklet" of this (83<sup>rd</sup> & 84<sup>th</sup> Joint) SLBC meeting. The members and stakeholders of SLBC were requested to go through it and to consider approving / disapproving the undernoted fixation of Crop Season:

Type of Crop	Crop Season
All Short Duration Crops	12 Months
All Long Duration Crops	18 Months

This fixation of Crop Season was approved unanimously by SLBC Bihar.

11. The 83<sup>rd</sup>& 84<sup>th</sup> Joint Quarterly SLBC meeting ended with a vote of thanks extended to all dignitaries and participants by **Shri Manoj Kumar Gupta, General Manager and Convenor, SLBC Bihar.**

**SLBC BIHAR**  
**83<sup>RD</sup> & 84<sup>TH</sup> JOINT QUARTERLY MEETING DATED 4<sup>TH</sup> MARCH 2023**

**ACTION POINTS**

1. A separate review meeting of low performing banks and districts to be done for better understanding of issues and their resolution.

[Action: Finance Deptt. GoB]

2. Referred back cases under PMEGP should be attended on priority.

[Action: Banks]

3. Banks should disburse all sanctioned PMEGP loans and lodge margin money claims in cases where loans have been disbursed.

[Action: Banks]

4. Banks to sensitize their branches and gear up financing under Stand up India to achieve targets under the scheme.

[Action: Banks]

5. The loan proposals of SIPB Stage-1 cleared JEEVIKA SHGs should be processed and disposed off expeditiously.

[Action: SBI and BoB]

6. Higher allocations to Agriculture Sector under ACP may create aberrations in alignment of Regional and Inter-State GLC allocations at Central Govt. level and needs to be looked into by NABARD for synchronization at backend.

[Action: NABARD]

7. The ACP targets for 2023-24 should be allocated bank-wise & district-wise and be advised to all concerned in the very beginning of the FY 2023-24.

[Action: SLBC]

8. Each bank should aim financing under Stand –Up India (SUI) as per target allotted by GOI i.e. 2 projects per branch- one for SC or ST and one for women beneficiary. Monitoring of progress under SUI is to be done by SLBC.

[Action: All Banks & SLBC]

9. Arwal and Sheikhpura districts to achieve 100 % digitization by extended timeline of June, 2023.

[ Action: All Bank operating in the districts ]

10. Lead Bank and LDMs of those districts whose CD ratio is less than 40% to put in concerted efforts and follow their monitorable action plan (MAP) to ensure that their CD ratio improves by March 2023.

[Action: Districts – Nalanda, Bhojpur, Jehanabad, Saran, Munger.  
Lead Bank – PNB, CBI, UCO]

= O = O = O = O = O =



भारतीय स्टेट बैंक  
STATE BANK OF INDIA

Letter No. : SLBC/CM/2019-20/117  
Date: 19.07.2019

The Controlling Heads,  
SLBC Member Banks in Bihar.


Dear Sir / Madam,

**Review / Renewal of existing crop loans and extending crop loan to new farmers under KCC in absence of crop insurance cover in the State of Bihar**

With reference to the captioned matter under consideration of RBI, we have received a communication from RBI, Patna advising us to communicate following instructions to SLBC member banks :

" Member banks to sanction credit facilities under KCC scheme to eligible farmers without insisting on mandatory coverage under crop insurance till such time an insurance scheme is notified for the concerned crops by the Govt. of Bihar."

Yours faithfully,

  
General Manager & Convenor,  
SLBC, Bihar

www.slbcbihar.com  
0612-2209076  
0612-2209075  
slbc.bihar@sbi.co.in

बिहार राज्य स्तरीय बैंकरों समिति  
संयोजक - भारतीय स्टेट बैंक  
स्वास्थ्य प्रयाग कार्यालय  
पंचम तल, पश्चिमी गान्धी मैदान  
पटना- 800001

State Level Banker's Committee  
Convenor State Bank of India  
Local Head Office  
5th Floor, West Gandhi Maidan  
Patna - 800001

**SLBC BIHAR**

**REFERENCE BOOK**

**AS ON 30.06.2023**

**PART-I**

**MISC.**

**TOPICS**



## Contents

<b>.1KEY INDICATORS OF BANKS IN BIHAR .....</b>	<b>59</b>
<b>.2AGRICULTURE.....</b>	<b>60</b>
2.1TOTAL FARM CREDIT .....	60
2.2 AGRICULTURE INFRASTRUCTURE .....	60
2.3 ANCILLARY ACTIVITIES .....	60
2.4FARM MECHANISATION .....	61
2.5ADVANCES GRANTED TO UNITS FOR PROVIDING STORAGE FACILITY .....	61
2.6 FOOD AND AGRO PROCESSING .....	61
2.7AGRICULTURE TERM LOAN (ATL).....	61
2.8JOINT LIABILITY GROUPS (JLGs) .....	62
<b>3. OTHER SECTOR .....</b>	<b>62</b>
3.1 SOCIAL INFRASTRUCTURE .....	62
3.2 RENEWABLE ENERGY .....	62
3.3CREDIT ENHANCEMENT GUARANTEE SCHEME FOR THE SCHEDULED CASTES (SCs) .....	62
<b>.4HOUSING FINANCE .....</b>	<b>63</b>
4.1HOUSING LOAN : TARGET & ACHIEVEMENT .....	63
4.2HOUSING LOAN: OUTSTANDING AND NPA .....	64
4.3 CREDIT LINKED SUBSIDY SCHEME (CLSS).....	64
UNDER PRADHANMANTRI AWAS YOJANA (PMAY) .....	64
<b>5.RSETI &amp; FLC.....</b>	<b>64</b>
5.1 RURAL SELF EMPLOYMENT TRAINING INSTITUTES (RSETIS).....	64
5.2 FINANCIAL LITERACY CENTERS (FLCs) .....	65
5.3 INCLUSION OF FINANCIAL LITERACY IN SCHOOL CURRICULUM, DIGITAL FINANCIAL LITERACY .....	65
6.2SIMPLIFICATION OF PROCESS OF CREATION OF CHARGES/MORTGAGE.....	65
6.3RATIONALIZATION OF STAMP DUTY ON LOAN AGREEMENT AND WAIVER OF MORTGAGE CHARGES OF LAND .....	66
<b>.7MISCELLANEOUS .....</b>	<b>66</b>
7.1TIMELY AND CORRECT DATA SUBMISSION BY BANKS / CONCERNED DEPARTMENTS TO SLBC66	
7.2 DISCUSSION ON POLICY INITIATIVES OF THE GOI/ GOB/ RBI .....	66
7.3 “DOUBLING FARMERS’ INCOME BY 2022” .....	67
7.4 SVAMITVA Scheme .....	67

# 1.KEY INDICATORS OF BANKS IN BIHAR

## BANKING STATICS AS ON

(Amt. in Rs. Crore)

Sl. No.	ITEMS	JUNE' 2022	JUNE' 2023	Bench -mark
1	DEPOSITS	422411	462058	
2	ADVANCES	209412	248065	
3	ADVANCES INCLUDING ADVANCES GRANTED TO UNITS IN BIHAR BY BRANCHES OPERATING OUTSIDE BIHAR	213724	250575	
4	ADVANCES INCLUDING RIDF	223168	259879	
5	CD RATIO	52.83 %	55.70%	
6	PRIORITY SECTOR ADVANCES	121099	142068	
7	SHARE OF PSA IN TOTAL ADV (SL.NO.2) (%)	57.83%	57.27%	40%
8	AGRICULTURAL ADV.	60322	71512	
9	SHARE OF AGL. ADV IN TOTAL ADV (SL.NO.2) (%)	26.81%	28.83%	18%
10	MŞME ADV.	41957	49028	
11	SHARE OF MSE ADV. IN PSA(SL.NO.2) (%)	20.04%	19.76%	
12	ADV. TO WEAKER SEC.	51866	60613	
13	SHARE OF WEAKER SEC. IN PSA (SL.NO.2) (%)	24.77%	24.43%	25%
14	DRI ADV.	234	239	
15	SHARE OF DRI ADV IN TOTAL ADV (SI.No.2) (%)	0.11%	0.10	1%
16	ADV. TO WOMEN (DISBURSEMENT)	4652	5787	
17	SHARE OF ADV. TO WOMEN IN DISBURSEMENT (%)	8.85%	7.50%	5%
18	TOTAL NUMBER OF BRANCHES	7721	7943	
A	RURAL BRANCHES	2733	3754	
B	SEMI-URBAN BRANCHES	2359	2504	
C	URBAN BRANCHES	1629	1685	



## 2.AGRICULTURE

### 2.1 TOTAL FARM CREDIT

(FY 2023-24) Q1  
(Amt. in Rs. Crore)

Banks	Target	Sanctioned		Disbursement		%Achiev (Amt.)
	Amount	No.	Amount	No.	Amount	
Commercial Banks	42720	1384976	11557	1385008	9969	23.33
Co-operative Banks	4064	7768	31	7768	31	0.77
RRBs	21992	356171	5516	355213	4775	21.71
Small Finance Bank	5017	182417	984	182417	983	19.61
<b>GRANDTOTAL</b>	<b>73793</b>	<b>1931332</b>	<b>18088</b>	<b>1930406</b>	<b>15758</b>	<b>21.35</b>

Details of bank-wise performance is furnished on Page No.140.

### 2.2 AGRICULTURE INFRASTRUCTURE

(FY 2023-24) Q1  
(Amt. in Rs. Crore)

Banks	Target	Sanctioned		Disbursement		%Achiev (Amt.)
	Amount	No.	Amount	No.	Amount	
Commercial Banks	4454	15877	300	9919	200	4.48
Co-operative Banks	330	0	0	0	0	0.00
RRBs	1619	0	0	0	0	0.00
Small Finance Bank	313	0	0	0	0	0.00
<b>GRAND TOTAL</b>	<b>6716</b>	<b>15877</b>	<b>300</b>	<b>9919</b>	<b>200</b>	<b>2.97</b>

Bank-wise performance is furnished on Page No.141.

### 2.3 ANCILLARY ACTIVITIES

(FY 2023-24) Q1  
(Amt. in Rs. Crore)

Banks	Target	Sanctioned		Disbursement		%Achiev (Amt.)
	Amount	No.	Amt.	No.	Amt.	
Commercial Banks	11761	653204	2032	406809	1807	15.37
Co-operative Banks	358	0	0	0	0	0.00
RRBs	1251	0	0	0	0	0.00
Small Finance Bank	271	0	0	0	0	0.00
<b>GRAND TOTAL</b>	<b>13641</b>	<b>653204</b>	<b>2032</b>	<b>406809</b>	<b>1807</b>	<b>13.25</b>

Bank-wise performance is furnished on Page No.142.

**2.4 FARM MECHANISATION****(FY 2023-24)Q1****(Amt. in Rs. Crore)**

<b>Target</b>	<b>Sanctioned</b>		<b>Disbursed</b>		<b>%ACH</b> <b>(Amt.)</b>
	<b>Amount</b>	<b>No.</b>	<b>Amount</b>	<b>No.</b>	
<b>5663</b>	<b>70076</b>	<b>371</b>	<b>70047</b>	<b>370</b>	<b>6.53</b>

Bank-wise target and performance is furnished on **Page No.143** for information.**2.5 ADVANCES GRANTED TO UNITS FOR PROVIDING STORAGE FACILITY****(FY 2023-24)Q1****(Amt. in Rs. Crore)**

<b>TARGET</b>	<b>SANCTIONED</b>		<b>DISBURSED</b>		<b>%ACH</b> <b>(Amt.)</b>
	<b>Amount</b>	<b>No.</b>	<b>Amount</b>	<b>No.</b>	
<b>5148</b>	<b>131</b>	<b>97</b>	<b>126</b>	<b>70</b>	<b>1.37</b>

Bank- wise target and performance is furnished on **Page No.144** for information.**2.6 FOOD AND AGRO PROCESSING****(FY 2023-24)Q1****(Amt. in Rs. Crore)**

<b>TARGET</b>	<b>SANCTIONED</b>		<b>DISBURSED</b>		<b>%ACH</b> <b>(Amt.)</b>
	<b>Amount</b>	<b>No.</b>	<b>Amount</b>	<b>No.</b>	
<b>4653</b>	<b>2429</b>	<b>394</b>	<b>2354</b>	<b>383</b>	<b>8.24</b>

Bank-wise target and performance is furnished on **Page No.145** for information.**2.7 AGRICULTURE TERM LOAN (ATL)****(FY 2023-24)Q1****(Amt. in Rs. Crore)**

<b>TARGET</b>	<b>SANCTIONED</b>		<b>DISBURSED</b>		<b>%ACH</b> <b>(Amt.)</b>
	<b>Amount</b>	<b>No.</b>	<b>Amount</b>	<b>No.</b>	
<b>33883</b>	<b>1473795</b>	<b>11636</b>	<b>1492304</b>	<b>9795</b>	<b>28.91</b>

Bank-wise target and performance is furnished on **Page No.146** for information.

## **2.8 JOINT LIABILITY GROUPS (JLGs)**

(FY 2023-24)Q1  
(Amt in Rs. Crore)

TARGET	SANCTIONED		DISBURSED		%ACH (In No.)
No.	No.	Amount	No.	Amount	
100000	97842	570	97842	569	97.84

The Bank-wise performance under JLG is placed at **Page No.147** for information of the House.

## **3. OTHER SECTOR**

### **3.1 SOCIAL INFRASTRUCTURE**

(FY 2023-24)Q1  
(Amt in Rs. Crore)

TARGET	SANCTIONED		DISBURSED		%ACH
Amount	No.	Amount	No.	Amount	AMT
1746	271	0.83	267	0.71	0.04

Bank-wise target and performance is furnished on **Page No.148** for information.

### **3.2 RENEWABLE ENERGY**

(FY 2023-24)Q1  
(Amt in Rs. Crore)

TARGET	SANCTIONED		DISBURSED		%ACH
Amount	No.	Amount	No.	Amount	AMT
263	5	0.16	5	0.14	0.05

Bank-wise target and performance is furnished on **Page No.149** for information.

### **3.3 CREDIT ENHANCEMENT GUARANTEE SCHEME FOR THE SCHEDULED CASTES (SCs)**

The Finance Minister during the Union Budget speech 2014-15 on July 18, 2014, had announced that a sum of Rs 200 crores will be allocated towards credit enhancement facility for young and start-up entrepreneurs belonging to Scheduled Castes (SCs) who will aspire to be neo middle class category of the scheme to facilitate financial assistance under the scheme by the banks. The said allocation is under Social Sector Initiatives in order to encourage entrepreneurship among Scheduled Castes who belong to the lower strata of the society, by supporting the

Bank & Financial Institutions, in the form of Credit Enhancement Guarantee, who shall be providing financial assistance to the Scheduled Caste Entrepreneurs.

The objective of the Scheme is as under:

- It is a Social Sector Initiative to be implemented nationally in order to promote entrepreneurship among the scheduled caste population in India.
- Promote entrepreneurship among the Scheduled Castes who are oriented towards innovation and growth technologies.
- To support, by way of providing Credit enhancement Guarantee to Banks and Financial Institutions, who will be providing financial assistance to the Scheduled Caste entrepreneurs, who in turn will create wealth, value for the society, create jobs and ultimately will develop confidence and at the same time promote profitable business. The assets so created will also create forward / backward linkages. It will further create chain effect in the locality in specific and society in general.
- To promote financial inclusion for SC entrepreneurs and to motivate them for further growth of SC communities.
- To facilitate economic development of SC entrepreneurs.
- To enhance direct and indirect employment generation for SC population in India.

The details of the scheme has been advised by Directorate of Industries, Govt. of Bihar vide their letter सं०सं०-०२/उ०नि०/निःशक्तजन सशक्तीकरण नीति/14-20/2016 / 2011 dated 22.05.2019.

The detailed operational guidelines of the scheme can be accessed by visiting SLBC website <http://www.slbcbihar.com> under the menu "Govt. Sponsored Programmes" and also the web site of Ministry of Social Justice and Empowerment, Govt.of India – <http://socialjustice.nic.in/SchemeList/Send/32?mid=24541>.

## 4.HOUSING FINANCE

### 4.1 HOUSING LOAN : TARGET & ACHIEVEMENT (FY 2023-24)Q1

Target No.	Sanction No.	Disbursed No.	% Achievement (In No.)
29041	20511	20132	70.63

More granular data on target and achievement under Housing Loan is provided on **Page No.150** of the SLBC Reference Book.

#### **4.2 HOUSING LOAN: OUTSTANDING AND NPA**

(As on 30.06.2023)  
(Amt in Rs. Crore)

HOUSING LOAN OUTSTANDING		NPA IN HOUSING LOAN		%NPA (Amount)
No.	Amount	No.	Amount	
167629	24198	7627	322	1.33

Bank wise data on Housing Loan outstanding and NPA position in Housing Loan is provided on **Page No.150** of the SLBC Reference Book

#### **4.3 CREDIT LINKED SUBSIDY SCHEME (CLSS)**

**UNDER PRADHANMANTRI AWAS YOJANA (PMAY)** (As on 30.06.2023)

(Amt in Rs. Crore)

Total No. of all Housing Loans sanctioned since 01.04.2015	Out of (1), Housing Loans covered under CLSS of PMAY since 01.04.2015			Out of (2) ,Subsidy received since 01.04.2015	
	(2)			(3)	
(1)	No.	Amt. Sanctioned	Amt. of Subsidy Claimed	No.	Amt.
121073	27245	3067	517	14550	289

Detailed data on Bank-wise performance under CLSS is provided on **Page No.152**.

### **5. RSETI & FLC**

#### **5.1 RURAL SELF EMPLOYMENT TRAINING INSTITUTES (RSETIS)**

Rural Self Employment Training Institutes (RSETIs) have been promoted for the purpose of providing opportunities to rural youth for their skill upgradation leading to self-employment. These institutes are run and managed by banks with active support of the Government. RSETIs' core offerings include their free, unique and intensive short-term, residential and demand driven training for rural youth with a wide choice of vocations and hand holding.

There are 38 RSETIs at present in the State. Each district has a RSETI. The banks that have opened RSETIs are: PNB-12, SBI-7, CBI-9, Canara Bank-2, UCO Bank-4, BOB-2, UBi-2.

**Performance of RSETIs in FY 2023-24** : During the FY 2023-24, RSETIs have organized 404 training programmes and trained 12,383 unemployed youth to pursue self-employment vocations.

Bank wise and district wise detail on RSETI is placed at **Page No.153**.

## **5.2 FINANCIAL LITERACY CENTERS (FLCs)**

Pursuant to RBI directives, Financial Literacy Centers (FLCs) have been established to educate the people with regard to various products and services available in the formal financial sector.

During the quarter ended June 2023, the Financial Literacy Centres in Bihar have organized:

- a) 634 Special Camps
- b) 762 Target Group Specific Camps

The information pertaining to activity of FLCs in the State is placed at **Page Nos 160-187** for perusal.

Besides FLCs, as per RBI instructions, all Rural Branches of banks are required to conduct at least one financial literacy camp in each month. Financial Literacy Guide, Diary and Posters designed by RBI, is to be used by the branches in the camps to explain the basic financial knowledge. All banks are requested to ensure that their rural branches undertake financial literacy activities using the standard financial literacy materials.

Rural branches of various banks have organized 10253 financial literacy camps as on the quarter ended June 2023. The district wise data on Financial Literacy Camps organised by rural branches in the state of Bihar has been furnished at **Page No.188**.

## **5.3 INCLUSION OF FINANCIAL LITERACY IN SCHOOL CURRICULUM, DIGITAL FINANCIAL LITERACY**

रिजर्व बैंक ऑफ इंडिया, पटना के द्वारा Financial literacy से संबंधित पाठ्यपुस्तक अभ्यास पुस्तिका के रूप में कक्षा-6, 7, 8, 9, एवं 10 के लिए विकसित करने पर विभाग की अनुमति प्राप्त होने के उपरान्त मुद्रण हेतु बिहार स्टेट टेक्स्टबुक कारपोरेशन लि० को परिषद पत्रांक 380 दिनांक 19.02.2022 के द्वारा अनुरोध पत्र दिया गया था ।

कक्षा 6, 7 एवं 8 के लिए विकसित अभ्यास पुस्तिका विद्यालय के पाठ्यक्रम में शामिल है । Financial literacy से संबंधित अभ्यास पुस्तिका की सामग्री कक्षा 6, 7 एवं 8 के लिए DIKSHA Portal पर upload कर दिया गया है ।

रिजर्व बैंक ऑफ इंडिया के द्वारा कक्षा 9 एवं 10 के लिए Financial literacy से संबंधित पाठ्य सामग्री को संशोधित किया जा रहा है । इस संबंध में रिजर्व बैंक ऑफ इंडिया को परिषद पत्रांक 768 दिनांक 29.04.2022 के द्वारा साइबर क्राईम, सुरक्षित वित्तीय लेन-देन एवं अन्य अद्यतन सुरक्षात्मक उपायों से संबंधित विषय सामग्री उपलब्ध कराने का अनुरोध किया गया है । सामग्री उपलब्ध होने के उपरांत विभाग का अनुमोदन प्राप्त कर इसे पाठ्यक्रम में शामिल किया जायेगा ।

Financial literacy के संबंध में भारतीय रिजर्व बैंक द्वारा Teachers hand book तैयार किया गया है । इसके माध्यम से शिक्षकों के द्वारा छात्रों को Financial Literacy के संबंध में अवगत कराते हुए जागरूक किया जायेगा । यह Teachers hand book सभी जिलों को उपलब्ध कराया जायेगा ।

## **6.2 SIMPLIFICATION OF PROCESS OF CREATION OF CHARGES/MORTGAGE**

Digitization of record and online creation of charge online is the ultimate solution in this regard.

### **6.3 RATIONALIZATION OF STAMP DUTY ON LOAN AGREEMENT AND WAIVER OF MORTGAGE CHARGES OF LAND**

Each agreement in Bihar attracts a stamp duty of Rs 1000/-. In any loan around five to six agreements are entered into with the prospective borrowers which cost them Rs 5000-6000 and prove to be an disincentive to credit extension. Even in the case of PMEGP loans, the borrowers are required to pay ₹ 5000/- to ₹ 6000/- as stamp duty. GoB may consider to waive or reduce stamp duty substantially, say ₹100/- or ₹ 200/- per agreement, in case of loan agreements by PMEGP / PMMY beneficiaries. It would boost entrepreneurship and act as an incentive for setting up new businesses.

Waiver of stamp duty on mortgages/ agreements for agricultural loan purposes, irrespective of loan amount, will be a shot in the arm in agriculture credit take off. GoB is requested to consider the same.

## **7. MISCELLANEOUS**

### **7.1 TIMELY AND CORRECT DATA SUBMISSION BY BANKS / CONCERNED DEPARTMENTS TO SLBC**

Data is being fed by Banks on SLBC portal almost within the stipulated period. However, correctness of data is still a persistent issue and warrants immediate remedial measures.

SLBC has been impressing upon member Banks the necessity of data sanctity. SLBC has drawn the attention of member banks towards this issue vide letter nos. SLBC/CM/2018-19/228 dated 31.08.2018, SLBC/CM/2018-19/344 dated 15.10.2018 SLBC/RR/2023-24/58 dated 30.06.2023 and SLBC/CM/2023-24/82 dated 06.07.2023.

In this regard, the kind attention of all member Banks is also drawn towards instructions contained in para 3.4 of RBI Master circular RBI/2023-24/11 FIDD.CO.LBS.BC.No.04/02.01.001/2023-24 dated April 03, 2023 on "Revised Mechanism of Data Flow for LBS fora meetings" for compliance at their end.

### **7.2 DISCUSSION ON POLICY INITIATIVES OF THE GOI/ GOB/ RBI**

#### **(INDUSTRY POLICY/ MSME POLICY/ AGRICULTURE POLICY/ START UP POLICY ETC.)**

Government of India, Government of Bihar, RBI, NABARD and other apex institutions have been framing / amending / updating various important policies in order to channelize development / growth in desired direction of the targeted sectors like agriculture, industry, start up etc. These policies have involvement of various agencies at different levels including the financial institutions, more particularly the banks. A better understanding of the policies and the role of and scope for banks

therein is imperative for injecting proper financial assistance. SLBC endeavours in its meetings to discuss on various policy matters.

### **7.3 “DOUBLING FARMERS’ INCOME BY 2022”**

The Government of India in the Union Budget 2016-17 had announced its resolve to double the income of farmers by 2022. This agenda has also been reiterated by the government in several forums and has acquired primacy from the point of view of rural and agricultural development.

(a). The strategies to achieve this goal include:

- ✓ Focus on irrigation with large budgets
- ✓ Provision of quality seeds and nutrients based on soil health
- ✓ Investments in warehousing and cold chains to prevent post-harvest crop losses
- ✓ Promotion of value addition through food processing
- ✓ Creation of a national farm market, removing distortions and develop infrastructure
- ✓ Strengthening of crop insurance scheme to mitigate risks
- ✓ Promotion of ancillary activities like poultry, bee-keeping and fisheries.

(b) Acceleration in income generation is significantly dependent on better capital formation in agriculture. Towards this, banks should revisit their documentation for crop loans, simplify them where required and ensure speedy sanctioning and disbursal of loans within specified time limits.

(c) SLBC monitors and reviews the performance of banking developments in the State/Districts with special reference to Annual Credit Plans, Government Sponsored Programs, flow of credit to priority sector, etc. for enhancing the flow of bank finance particularly to the rural areas.

(d) Pursuant to RBI instructions, SLBC, vide letter no. SLBC/CM/2018-19/ dated 06.08.2018, has advised all Lead District Managers to arrange for inclusion of the subject “Doubling Farmers’ income by 2022” as a regular agenda item in BLBC/DLCC/DLRC meetings.

(e) SLBC, Bihar also includes in all its meetings topic(s) related to “Doubling Farmers’ Income by 2022”.

### **7.4 SVAMITVA Scheme**

The Department of Financial Services vide their Letter No. 6/30/2021-FI (C-509718), dated 01.11.2021 has advised SLBCs about SVAMITVA Scheme of the Ministry of Panchayat Raj, GOI. Hon’ble PM has launched the SVAMITVA Scheme on 24.04.2020 with the objective of enabling demarcation of inhabited land in rural areas by using drone survey technology. The scheme aims at bringing financial stability to the citizens in rural areas by enabling them to use their residential property as a financial asset for availing loans and other financial benefits. Copy of Ministry of Panchayat Raj D.O. Letter No.-19011/7/2021-Governance, dated 27.10.2021 is placed at Page Nos.94-97 for reference. SLBC vide its Letter No.2022-23/141, dated 24.08.2022 (**copy placed at Page No.74**) apprised Panchayati Raj Deptt., GOB about the initiative and requested to initiate suitable steps for the said project and put up the status before SLBC.



No. 6/30/2021-FI (C 509718)  
Government of India  
Ministry of Finance  
Department of Financial Services

3rd floor, Jeevandeep Building, Sansad Marg  
New Delhi-110 001

Dated: 01 November, 2021

To:

SLBC/UTLBC Convenors of all States & Union Territories

Sub: SVAMITVA Schemo- Reg.

Sir,

The Department of Financial Services is in receipt of Ministry of Panchayati Raj D.O. letter No. N-19011/7/2021-Governance dated 27.10.2021 on the subject.

2 As appraised by Ministry of Panchayati Raj, Hon'ble PM has launched the SVAMITVA Scheme on 24.04.2020 with the objective to enable demarcation of inhabited land in rural areas by using the latest drone survey technology. The Scheme aims at bringing financial stability to the citizens in rural areas by enabling them to use their residential property as a financial asset for availing loans and other financial benefits.

3 With a view to unlock the economic potential of the residential assets in rural Abadi areas by leveraging them as collateral, Ministry of Panchayati Raj has suggested that the banks may be advised to closely interact with the States/UTs in the meetings of SLBC to work out modalities in this regard.

4 All SLBCs are requested to take further necessary action in the matter in consultation with the member banks, State Govt. & other stakeholders.

5 A copy of Ministry of Panchayati Raj D.O. letter No. N-19011/7/2021-Governance dated 27.10.2021 is enclosed for reference.

Yours faithfully,

Encl. As above

  
(Sushil Kumar Singh)

Director

Tel: 23362422

Email: sushilidas.dad@hub.nic.in

Copy to:

- i Chairman, State Bank of India
- ii MD/CEOs of all Public Sector Banks
- iii Chief Executive, Indian Bank's Association

सुनील कुमार, आई.ए.एस.  
SUNIL KUMAR, IAS



सचिव  
भारत सरकार  
पंचायती राज मंत्रालय  
SECRETARY  
GOVERNMENT OF INDIA  
MINISTRY OF PANCHAYATI RAJ

D.O. No: N-19011/7/2021-Governance

Dated: 27<sup>th</sup> October, 2021

Dear *Debashish*,

This is in continuation of our discussion on 22<sup>nd</sup> October, 2021 in your office. As you are aware, SVAMITVA scheme was launched by Hon'ble Prime Minister on 24<sup>th</sup> April 2020 with the objective to enable demarcation of inhabited land in rural areas by using the latest drone survey technology. The scheme is of national importance and aims at bringing financial stability to the citizens in rural areas by enabling them to use their residential property as a financial asset for availing loans and other financial benefits. In his recent address to the General Assembly in the United Nations on 25<sup>th</sup> September, 2021, Hon'ble Prime Minister has reiterated that SVAMITVA Scheme is one of the prime focus agenda of the Government. This scheme is also being directly monitored by the Prime Minister's Office.

2. As on 26<sup>th</sup> October 2021, property cards have been issued to nearly 22 lakh beneficiaries in around 19,000 villages of 9 pilot states and property card distribution in the 19 new States/UTs which have signed the MoU with Survey of India and where work has commenced is also expected to start soon.

3. In furtherance of the aforementioned priority as also to unlock the economic potential of the 19 crore plus residential assets in rural Abadi areas by leveraging them as collateral, it is suggested that the Banks may be advised to closely interact with the States/UTs in the meetings of SLBC to work out modalities in this regard. A background note on SVAMITVA Scheme is enclosed which may be circulated to the Banks.

4. We look forward to working closely with your Department and the Banks to realize the goal of empowering the owners of residential property in rural areas by granting them a legally recognized Property Card under SVAMITVA scheme.

*With best wishes,*

Yours sincerely,

*(Sunil Kumar)*  
27.10.21  
(Sunil Kumar)

Shri Debashish Panda,  
Secretary,  
Department of Financial Services,  
Ministry of Finance, Govt. of India,  
3<sup>rd</sup> Floor, Jeevan Deep building,  
Sansad Marg, New Delhi-110001

## Note on SVAMITVA Scheme

### Introduction

SVAMITVA Scheme was launched by Hon'ble Prime Minister on 24<sup>th</sup> April 2020 with the objective to enable demarcation of inhabited land in rural areas by the latest drone survey methods. The scheme is of national importance and aims at bringing financial stability to the citizens in rural areas by enabling them to use their property as a financial asset for taking loans and other financial benefits. Hon'ble Prime Minister in his recent address to United Nations has mentioned SVAMITVA Scheme as one of his *primo focus agenda*.

2. The SVAMITVA scheme aims to provide an integrated property validation solution for rural India. The demarcation of abadi areas (the abadi area includes inhabited land, inhabited areas contiguous to Abadi and wadis/basties in rural areas) would be done using Drone Surveying technology, with the collaborative efforts of the Ministry of Panchayati Raj, State Panchayati Raj Department, State Revenue Departments and Survey of India.

3. The SVAMITVA scheme would provide the 'Record of Rights' to village household owners possessing houses in inhabited rural areas in villages which, in turn, would enable them to use their property as a financial asset for taking loans and other financial benefits from Banks.

### Brief Steps In the Scheme

4. Following are the Steps in the Scheme:
  - i. Signing of MoU between Survey of India and respective State Governments.
  - ii. Identification of villages to be surveyed
  - iii. Sensitisation of GPs/villages
  - iv. Demarcation of abadi area and chunna marking of rural properties
  - v. Large scale mapping of rural abadi area using unmanned aerial vehicles/drones
  - vi. Creation of maps
  - vii. Ground verification of maps by State Revenue Department / Panchayati Raj teams
  - viii. Correction of maps – post ground verification
  - ix. Inquiry Process / Objection process – Conflict / dispute resolution
  - x. Generation of final Property Cards/ Title deed or "Sampatti Patrak".
  - xi. Availability of the Property Cards on digital platform/ hard copies.

### Objective of the Scheme

5. The scheme seeks to achieve the following objectives: -
  - i. Creation of accurate land records for rural planning and reduce property related disputes.

- ii. To bring financial stability to the citizens in rural India by enabling them to use their property as a financial asset for taking loans and other financial benefits.
- iii. Determination of property tax, which would accrue to the GPs directly in States where it is devolved or else, add to the State exchequer.
- iv. Creation of survey infrastructure and GIS maps that can be leveraged by any department for their use.
- v. To support in preparation of better-quality Gram Panchayat Development Plan (GPDP) by making use of GIS maps.

#### **Scheme Achievements**

6. To fulfil Hon'ble Prime Minister's vision and achieve SVAMITVA Scheme's objective of financial bankability of the property cards prepared to have universal acceptance against which they can be used as collateral for availing loans.

7. As on 25<sup>th</sup> October 2021, property cards have been issued to nearly 22 lakh beneficiaries in around 10,000 villages of 9 pilot states and it is expected that property card distribution will soon be starting in the new states in which work has already initiated.

8. Making property card as financial instrument is one of the most crucial steps for upliftment and mainstreaming villagers. The Property Card should serve as an effective collateral which the Institution should be confident of redeeming in case of default by the borrower.

9. Pilot phase of the Scheme during the financial year 2020-21 covers about 1 lakh villages in the States of Maharashtra, Karnataka, Haryana, Uttar Pradesh, Uttarakhand and Madhya Pradesh, Andhra Pradesh, border district of Punjab & Rajasthan. States have generated Property cards under State Revenue/ Panchayati Raj Rules/ Acts. States have different formats and nomenclature for the Property Cards viz. 'Title deed' in Haryana, 'Rural Property Ownership Record (RPOR)' in Karnataka, 'Adhikar Abhilekh' in Madhya Pradesh, 'Sannad' in Maharashtra, 'Gharanun' in Uttar Pradesh and 'Svmitva Abhilekh' in Uttarakhand (Sample Property Cards are enclosed in Annexure-I)

10. Further, an advisory has been issued to all States/UTs on 5<sup>th</sup> May, 2021 (copy enclosed at Annexure-II) wherein, *inter alia*, it has been mentioned that the Property Card format should include all relevant details which may be required by the Banks for sanctioning loans for various purposes to the property owners.

#### **Way Forward**

11. In light of the above, your support is required in the following:
  - i) Indian Bank's Association (IBA) to consider and take up the matter in the agenda of their meetings.

- ii) State Level Bankers Committee (SLBC)/Union Territory Level Bankers Committee (UTLBC) to consider and take up the matter in the agenda of their further meetings and discuss with State Government officials the Property Card Formats and whether any changes are required therein.**
- iii) SLBC/UTLBC to coordinate and liaise with the Land Resource Department of the State so that the Property Cards / Title Deeds issued by States can be recognised for creating equitable mortgage.**
- iv) Financing against the Property Card may be included as a part of Annual Credit Plan (ACP) of the Banks and monitored at the District Consultative Committee (DCC)/SLBC level.**
- v) SLBC/UTLBC under DFS may suggest the Banks, that they may formulate internal guidelines for issuance of loan against the issued Property cards.**



भारतीय स्टेट बैंक  
STATE BANK OF INDIA

पत्रांक : एस० एल० वी० सी० / म०प्र० /2021-22 / 23०  
दिनांक : 08-11-2021

प्रधान सचिव,  
पंचायती राज विभाग,  
बिहार सरकार,  
पटना।


महोदय,

**स्वामित्व योजना : ग्रामीण आवासीय आस्तियों के आर्थिक सामर्थ्य का वितालकन (Unlocking)**

कृपया उपरोक्त विषय पर सचिव, वित्तीय सेवाएँ विभाग, वित्त मंत्रालय, भारत सरकार को सचिव पंचायती राज मंत्रालय, भारत सरकार द्वारा लिखे गए अर्ध-शासकीय पत्र सं० एन०-19011/7/2021 गवर्नेंस दिनांक 27.10.2021 की ओर आकृष्ट करना चाहेंगे। (छाया प्रति सुलभ संदर्भ हेतु संलग्न है।)

2. आप्रह है कि बिहार में "स्वामित्व" योजना की अद्यतन स्थिति और लक्षित समूह के हितार्थ इसके कार्यान्वयन में राज्य में कार्यरत बैंकों से अपेक्षाओं से राज्यस्तरीय बैंकर्स समिति, बिहार को भी अवगत कराया जाय ताकि इस पर समिति की आगामी बैठक में विचार-विमर्श किया जा सके।

भवदीय,

  
उपभाषाप्रदायक (वित्तीय समावेशन),  
राज्यस्तरीय बैंकर्स समिति, बिहार।

**संलग्नक :**

(i) वित्तीय सेवाएँ विभाग, वित्त मंत्रालय, भारत सरकार को पत्र सं० 6/30/2021-एफ०आई० (C 509718) दिनांक 01.11.2021 की छाया प्रति।

(ii) पंचायती राज मंत्रालय, भारत सरकार द्वारा लिखे गए अर्ध-शासकीय पत्र सं० एन०-19011/7/2021-गवर्नेंस दिनांक 27.10.2021 की छाया प्रति।

www.sibcbihar.com  
0612-2209076  
0612-2209075  
sibc\_bihar@sbi.co.in

बिहार राज्य स्तरीय बैंकर्स समिति  
संयोजक - भारतीय स्टेट बैंक  
स्थानीय प्रधान कार्यालय  
एचएम हल, पश्चिमी गान्धी मैदान  
पटना - 800001

State Level Bankers' Committee  
Convener State Bank of India  
Local Head Office  
5<sup>th</sup> Floor, West Gandhi Maidan  
Patna - 800001



भारतीय स्टेट बैंक  
STATE BANK OF INDIA

पत्रांक एस०एल०बी०सी०/ म० शी०/ 2022 - 23/ 100  
दिनांक 24.08.2022

प्रधान सचिव,  
पंचायती राज विभाग,  
बिहार सरकार,  
पटना।

महाशय,

**स्वामित्व योजना : ग्रामीण आवासीय आस्तियों के आर्थिक सामर्थ्य का वित्तालोकन (Unlocking)**

स्वामित्व योजना पंचायती राज मंत्रालय, भारत सरकार द्वारा शुरू की गई एक केंद्रीय स्तर की योजना है। इसकी शुरुआत 24 अप्रैल, 2020 को राष्ट्रीय पंचायती राज दिवस के अवसर पर की गई थी। इस योजना का उद्देश्य ग्रामीण क्षेत्रों में घर के मालिक को 'अधिकार अभिलेख' (Record of Rights) उपलब्ध कराना और प्रॉपर्टी कार्ड जारी करना है।

2. हम इस संदर्भ में भारतीय बैंक संघ के पत्रांक SB/MBR/SVAMITVA/11380 दिनांकित 20.07.2022 की ओर आपका ध्यान आकृष्ट करना चाहेंगे। (संलग्नक-1)। इस पत्र के माध्यम से भारतीय बैंक संघ ने परिचालन इकाइयों के सामने आने वाली चुनौतियों/ मुद्दों पर अद्यतन प्रतिवेदन की मांग की है।

3. जैसा की आपको अवगत है, स्वामित्व योजना राज्यस्तरीय बैंकर्स समिति, बिहार की कार्य सूची में उसकी 79 वीं बैठक से ही शामिल थी, किन्तु अपरिहार्य कारणों से समिति की बैठक में इस पर चर्चा नहीं हो सकी। कृपया इस विषय पर हमारे पत्रांक एस०एल०बी०सी०/ मु०प्र०/ 2021-22/ 230 दिनांकित 08.11.2021 का भी संदर्भ ग्रहण करें। (संलग्नक-2)।

4. उक्त के अलावा आपसे पुनः आग्रह है कि बिहार में "स्वामित्व" योजना की अद्यतन स्थिति एवं लक्षित समूह के हितार्थ इसके कार्यान्वयन में राज्य में कार्यरत बैंकों से अपेक्षाओं से राज्यस्तरीय बैंकर्स समिति, बिहार को भी अवगत कराया जाए ताकि भारतीय बैंक संघ, पंचायती राज मंत्रालय, भारत सरकार को स्वामित्व योजना की अद्यतन प्रगति के विषय में सूचित कर सके।

भवदीय,

  
(मनोज कुमार गुप्ता)  
महाप्रबंधक एवं संयोजक  
राज्यस्तरीय बैंकर्स समिति, बिहार

संलग्नक :

- 1) भारतीय बैंक संघ के पत्रांक SB/MBR/SVAMITVA/11380 दिनांक 20.07.2022 की छाया प्रति।
- 2) राज्यस्तरीय बैंकर्स समिति, बिहार का पत्र सं० एस०एल०बी०सी०/ मु०प्र०/ 2021-22/ 230 दिनांक 08.11.2021 की छाया प्रति।
- 3) विनियमन विभाग, केन्द्रीय कार्यालय, भारतीय रिजर्व बैंक का पत्र सं० CO.DOR.CRG.No.S2231/04.02.004/2022-2023 दिनांक 07.07.2022 की छाया प्रति।

www.sbcbihar.com  
☎ 0512-2209076  
☎ 0512-2209075  
✉ sbcbihar@sbi.co.in

बिहार राज्य स्तरीय बैंकर्स समिति  
संयोजक - भारतीय स्टेट बैंक  
राज्यीय प्रधान कार्यालय  
पंचम तल, पंचायती राजी भवन  
पटना - 800001

State Level Bankers' Committee  
Convener State Bank of India  
Local Head Office  
5th Floor, West Gandhi Maidan  
Patna - 800001

**SLBC BIHAR**

**REFERENCE BOOK**

**AS ON 30.06.2023**

**PART - II**



# **DATA SHEETS**

ATAF

STREETS

## INDEX OF DATA SHEET

ITEM	SUBJECT	PAGE NO.
1	CD Ratio Bank Wise and District Wise	80-83
2	Priority Sector Lending, Agri Credit, DRI Scheme & Weaker Section	84
3	Sector wise outstanding	85
4	Annual Credit Plan Bank Wise and District Wise	86-89
5	Section wise Annual Credit Plan Bank wise and District Wise	90-91
6	Lending to Minority Communities	92
7	NPA & WRITE OFF	93
8	Certificate Cases Bank Wise and District Wise	94-95
9	MSE Advance ACP Achievement	96
10	Micro Enterprises (Manufacturing + Service Advances )	97-98
11	Small Enterprises (Manufacturing + Service Advances )	99-100
12	Medlum Enterprises (Manufacturing + Service Advances )	101-102
13	PSB Loans in 59minutes.com	103
14	Advances Granted Under CGTMSE Coverage	104
15	Small Road Transport Operator	105
16	Kisan Credit Card Bank wise and District Wise	106-107
17	KCC Outstanding and NPA	108
18	Agriculture Loan Outstanding to Small, Marginal & Other Farmers	109
19	ATM in KCC	110
20	Dairy	111-112
21	Poultry	113
22	Fishery	114-115
23	Self Help Group (SHG)	116-119
24	Education Loan	120
25	Education Loan Outstanding and NPA	121
26	Pradhan Mantri Mudra Yojna	122-125
27	Pradhan Mantri Jan Dhan Yojna	126
28	Stand up India	127-128

## INDEX OF DATA SHEET

ITEM	SUBJECT	PAGE NO.
29	PMEGP	129-130
30	Pradhan Mantri Social Security Schemes Status	131
31	Banking Facility Bank Wise and District Wise	132-135
32	Banking Correspondents	136-137
33	Mobile Banking & Internet Banking	138
34	MOBILE / AADHAAR Seeding	139
35	Farm Credit	140
36	Agriculture Infrastructure	141
37	Ancillary Activities	142
38	Farm Mechanisation	143
39	Storage Facility	144
40	Food and Agro Processing	145
41	Agri Term Loan	146
42	Joint Liability Group (JLG)	147
43	Social Infrastructure	148
44	Renewable Energy	149
45	Housing Loan	150
46	Housing Loan Outstanding and NPA	151
47	Credit Linked Subsidy Scheme (CLSS)	152
48	RSETI	153
49	SARFAESI Cases Bank Wise and District Wise	154-155
50	Digital Arwal & Sheikhpura	156-159
51	Financial Literacy Initiatives	160-188
52	Lead Bank Report I, II, III	189-194
53	KCC Animal Husbandry & Fisheries Saturation Data	195-198
54	Saturation of PMJDY & PMMY Accounts	199-200
55	PMFME	201
56	AIF	202
57	DAY-NULM (SEP&SHG)	203
58	PM SVANidhi (1 <sup>st</sup> TRANCHE)	204

## INDEX OF DATA SHEET

<b>ITEM</b>	<b>SUBJECT</b>	<b>PAGE NO.</b>
59	PM SVANidhi (2 <sup>nd</sup> TRANCHE)	205
60	PM SVANidhi (3 <sup>rd</sup> TRANCHE)	206
61	SLBC Online Application Monitoring Portal Status	207
62	Opening of Brick and Mortar Branches Status	208
63	DCC Meeting Held During 01.04.2023-30.06.2023	209
64	BLBC Meeting During 01.04.2023-30.06.2023	210
65	Weaver Mudra Loan	211
66	A Special 6-Month Campaign at Gram Panchayat Level	212
67	3 Month Gram Panchayat Level Jansuraksha Campaign	213
68	Agriculture Advances: Classification of NPA: Fixation of Crop Season	214-235



STATE LEVEL BANKERS' COMMITTEE BIHAR, PATNA					
(CONVENOR- STATE BANK OF INDIA) FY : 2023-24					
REPORT ON BANKWISE DEPOSITS , ADVANCES & C:D RATIO As On : 30.06.2023					
(Rs. In Lakh)					
SL. NO	BANK NAME	NO. OF BRANCHES	DEPOSITS	ADVANCES (INCL O/S BIHAR)	C:D RATIO (%)
	<b>LEAD BANKS</b>				
1	STATE BANK OF INDIA	984	15146184	5724071	37.79
2	CENTRAL BANK OF INDIA	428	2500708	1074518	42.97
3	PUNJAB NATIONAL BANK	703	5182995	2144463	41.37
4	CANARA BANK	311	2541677	1607812	63.26
5	UCO BANK	240	1007474	413674	41.06
6	BANK OF BARODA	293	1864889	1040500	55.79
7	UNION BANK OF INDIA	244	1619813	567391	35.03
	<b>OTHER BANKS</b>				
8	BANK OF INDIA	345	2616637	941742	35.99
9	BANK OF MAHARASHTRA	45	85171	266243	312.60
10	INDIAN BANK	297	2021516	1037150	51.31
11	INDIAN OVERSEAS BANK	60	315554	156967	49.74
12	PUNJAB AND SIND BANK	18	66826	29267	43.80
	<b>Total Public Sector Bank</b>	<b>3968</b>	<b>34969444</b>	<b>15003798</b>	<b>42.91</b>
	<b>PRIVATE BANKS</b>				
13	IDBI	72	569748	232092	40.74
14	ICICI BANK	131	1699116	1381992	81.34
15	FEDERAL BANK	8	67202	38894	57.88
16	JAMMU KASHMIR BANK	1	13285	2179	16.40
17	SOUTH INDIAN BANK	1	27549	1196	4.34
18	AXIS BANK	135	1315199	811568	61.71
19	HDFC BANK	145	1834674	1599407	87.18
20	INDUSIND BANK	41	298794	863561	289.02
21	KARNATAKA BANK	1	2919	2394	82.01
22	KOTAK MAHINDRA	24	148847	227631	152.93
23	YES BANK	5	51602	55348	107.26
24	BANDHAN BANK	665	444367	803613	180.84
25	RBL BANK	5	13718	223790	1631.36
26	IDFC FIRST BANK Ltd	10	68301	57490	84.17
27	Karur Vysya Bank	1	1469	1394	94.89
	<b>Total Private Sector Bank</b>	<b>1245</b>	<b>6556790</b>	<b>6302549</b>	<b>96.12</b>
	<b>Total COMM. BANKS</b>	<b>5213</b>	<b>41526234</b>	<b>21306347</b>	<b>51.31</b>
	<b>CO-OPERATIVE BANKS</b>				
28	STATE CO-OP. BANK	290	494504	648922	131.23
	<b>Total Cooperative Bank</b>	<b>290</b>	<b>494504</b>	<b>648922</b>	<b>131.23</b>
	<b>REGIONAL RURAL BANKS</b>				
29	DAKSHIN BIHAR GRAMIN BANK	1078	2258766	1118592	49.52
30	UTTAR BIHAR GRAMIN BANK	1028	1741817	1239660	71.17
	<b>Total Region Rural Bank</b>	<b>2106</b>	<b>4000583</b>	<b>2358252</b>	<b>58.95</b>
	<b>SMALL FINANCE BANK</b>				
31	JANA SFB	35	35252	95187	270.02
32	UTKARSH SFB	211	81712	425718	521.00
33	UJJIVAN SFB	44	64689	180651	279.26
34	ESAF SFB	10	2831	13585	479.87
35	UNITY SFB	34	0	28821	0.00
	<b>Total Small Financial Bank</b>	<b>334</b>	<b>184484</b>	<b>743962</b>	<b>403.27</b>
	<b>TOTAL FOR BIHAR</b>	<b>7943</b>	<b>46205805</b>	<b>25057483</b>	<b>54.23</b>

STATE LEVEL BANKERS' COMMITTEE BIHAR, PATNA						
(CONVENOR- STATE BANK OF INDIA) FY : 2023-24						
DEPOSIT, ADVANCES AND CD RATIO - DISTRICT WISE AS ON : 30.06.2023						
(Rs. In Lakh)						
SL. NO	DISTRICT NAME	NO. OF BRANCHES	DEPOSITS	ADVANCES	C:D RATIO	NAME OF DISTRICT
1	Araria	165	518546	423259	81.62%	Araria
2	Arwal	62	189834	85897	45.25%	Arwal
3	Aurangabad	198	809324	538918	66.59%	Aurangabad
4	Banka	122	430282	211541	49.16%	Banka
5	Begusarai	234	1016182	726001	71.44%	Begusarai
6	Bhagalpur	282	1585684	717195	45.23%	Bhagalpur
7	Bhojpur	240	1218721	507870	41.67%	Bhojpur
8	Buxar	157	674749	296475	43.94%	Buxar
9	Darbhanga	249	1392121	643716	46.24%	Darbhanga
10	East Champaran	297	1106700	833460	75.31%	East Champaran
11	Gaya	313	1917192	943913	49.23%	Gaya
12	Gopalganj	189	894279	425235	47.55%	Gopalganj
13	Jamui	125	489200	237173	48.48%	Jamui
14	Jehanabad	95	403292	171935	42.63%	Jehanabad
15	Kaimur	123	434807	253704	58.35%	Kaimur
16	Katihar	191	734112	530769	72.30%	Katihar
17	Khagaria	121	401062	250366	62.43%	Khagaria
18	Kishanganj	110	355123	266367	75.01%	Kishanganj
19	Lakhisarai	85	347473	149551	43.04%	Lakhisarai
20	Madhepura	122	401102	285775	71.25%	Madhepura
21	Madhubani	285	1002065	512274	51.12%	Madhubani
22	Munger	140	807547	252526	31.27%	Munger
23	Muzaffarpur	394	2125308	1504827	70.81%	Muzaffarpur
24	Nalanda	255	1183774	477029	40.30%	Nalanda
25	Nawada	145	592289	283171	47.73%	Nawada
26	Patna	958	15384662	7437670	48.34%	Patna
27	Purnea	234	825402	743897	90.13%	Purnea
28	Rohtas	243	1101871	545858	49.54%	Rohtas
29	Saharsa	107	484606	290791	60.01%	Saharsa
30	Samastipur	299	1187513	704452	59.32%	Samastipur
31	Saran	268	1435955	592196	41.24%	Saran
32	Sheikhpura	62	218783	102193	46.71%	Sheikhpura
33	Sheohar	46	105589	86965	82.36%	Sheohar
34	Sitamarhi	167	684067	412559	60.31%	Sitamarhi
35	Siwan	253	1349145	658487	48.81%	Siwan
36	Supaul	123	454440	286809	63.11%	Supaul
37	Vaishali	259	1209430	869852	71.92%	Vaishali
38	West Champaran	225	732574	545831	74.51%	West Champaran
<b>TOTAL FOR BIHAR</b>		<b>7943</b>	<b>46205805</b>	<b>24806507</b>	<b>53.69%</b>	
<b>ADVANCES GRANTED TO UNITS FUNCTIONAL IN BIHAR BY BRANCHES OPERATING OUTSIDE THE STATE</b>						
1	STATE BANK OF INDIA			225690		
2	PUNJAB NATIONAL BANK			489		
3	INDIAN OVERSEAS BANK			24797		
	<b>TOTAL ADVANCE GRANTED FROM OUTSIDE STATE</b>			<b>250976</b>		
<b>TOTAL FOR BIHAR</b>		<b>7943</b>	<b>46205805</b>	<b>25057483</b>	<b>54.23%</b>	<b>TOTAL FOR BIHAR</b>







STATE LEVEL BANKERS' COMMITTEE BIHAR, PATNA												
(CONVENOR- STATE BANK OF INDIA) FY : 2023-24												
OUTSTANDING AS ON 30.06.2023												
SL. NO.	BANK NAME	TOTAL ADVANCES	PRIO SEC. ADV	% OF P S ADV	DRI ADVANCES	% OF DRI ADV	WEAKER SECTION ADV	% OF WEAK SEC ADV	HOUSING LOAN	% OF H/L	EDUCATION LOAN	% OF E/L
	<b>LEAD BANKS</b>											
1	STATE BANK OF INDIA	5498381	1764432	32.09	1	0.00	885441	16.10	923300	16.79	63300	1.15
2	CENTRAL BANK OF INDIA	1074518	875060	81.44	563	0.05	116128	10.81	56506	5.26	21507	2.00
3	PUNJAB NATIONAL BANK	2143974	1074565	50.12	313	0.01	377742	17.62	299861	13.99	53258	2.48
4	CANARA BANK	1607812	552659	34.37	21652	1.35	237263	14.76	164796	10.25	22929	1.43
5	UCO BANK	413674	353969	85.57	1022	0.25	163422	39.51	49846	12.05	9209	2.23
6	BANK OF BARODA	1040500	868443	83.46	41	0.00	204425	19.65	144497	13.89	16491	1.58
7	UNION BANK OF INDIA	567391	356532	62.84	21	0.00	106541	18.78	67970	11.98	13935	2.46
	<b>OTHER BANKS</b>											
8	BANK OF INDIA	941742	628592	66.75	154	0.02	212694	22.59	128948	13.69	15405	1.64
9	BANK OF MAHARASHTRA	266243	125502	47.14	0	0.00	0	0.00	2204	0.83	1482	0.56
10	INDIAN BANK	1037150	471888	45.50	1	0.00	113263	10.92	154752	14.92	16091	1.55
11	INDIAN OVERSEAS BANK	132170	119909	90.72	19	0.01	2010	1.52	46122	34.90	2110	1.60
12	PUNJAB AND SIND BANK	29267	25329	86.54	0	0.00	144	0.49	8007	27.36	468	1.60
	Total Public Sector Bank	14752822	7215880	48.92	23787	0.16	2419073	16.40	2046809	13.87	236185	1.60
	<b>PRIVATE BANKS</b>											
13	IDBI	232092	141594	61.01	0	0.00	46159	19.89	32656	14.07	1582	0.68
14	ICICI BANK	1381992	483952	35.02	0	0.00	81075	5.87	185899	13.45	6939	0.50
15	FEDERAL BANK	30894	22497	57.84	0	0.00	1821	4.88	2410	6.20	67	0.17
16	JAMMU KASHMIR BANK	2179	631	28.96	0	0.00	0	0.00	612	28.09	43	1.97
17	SOUTH INDIAN BANK	1196	1196	100.00	0	0.00	0	0.00	0	0.00	21	1.76
18	AXIS BANK	811568	344001	42.39	0	0.00	0	0.00	11155	1.37	178	0.02
19	HDFC BANK	1599407	699391	43.73	0	0.00	184143	11.51	24318	1.52	930	0.06
20	INDUSIND BANK	863561	668486	77.41	0	0.00	578420	66.98	0	0.00	4	0.00
21	KARNATAKA BANK	2394	1224	51.13	0	0.00	0	0.00	606	25.31	22	0.92
22	KOTAK MAHINDRA	227631	196811	86.46	0	0.00	170890	75.07	187	0.08	0	0.00
23	YES BANK	55348	21474	38.80	0	0.00	2522	4.56	0	0.00	0	0.00
24	BANDHAN BANK	803613	541077	67.33	0	0.00	0	0.00	27573	3.43	0	0.00
25	RBL BANK	223790	223082	99.68	0	0.00	216966	96.95	0	0.00	0	0.00
26	IDFC FIRST BANK Ltd	57490	31843	55.39	0	0.00	25647	44.61	5	0.01	0	0.00
27	Karur Vysya Bank	1394	1394	100.00	0	0.00	0	0.00	350	25.11	0	0.00
	Total Private Sector Bank	6302549	3378653	53.61	0	0.00	1307643	20.75	285771	4.53	9786	0.16
	Total COMM. BANKS	21055371	10595533	50.32	23787	0.11	3726716	17.70	2332580	11.08	245971	1.17
	<b>CO-OPERATIVE BANKS</b>											
28	STATE CO-OP. BANK	648922	641713	98.89	0	0.00	0	0.00	2051	0.32	0	0.00
	Total Cooperative Bank	648922	641713	98.89	0	0.00	0	0.00	2051	0.32	0	0.00
	<b>REGIONAL RURAL BANKS</b>											
29	DAKSHIN BIHAR GRAMIN BANK	1118592	1072964	95.92	0	0.00	760642	68.00	48857	4.37	15983	1.43
30	UTTAR BIHAR GRAMIN BANK	1239660	1188506	95.87	108	0.01	962059	77.61	18404	1.48	6899	0.56
	Total Region Rural Bank	2358252	2261470	95.90	108	0.00	1722701	73.05	67261	2.85	22882	0.97
	<b>SMALL FINANCE BANK</b>											
31	JANA SFB	95187	90980	95.58	0	0.00	68045	71.49	2681	2.82	0	0.00
32	UTKARSH SFB	425718	425001	99.83	0	0.00	378235	88.85	2345	0.55	0	0.00
33	UJJIVAN SFB	180651	156918	86.86	0	0.00	131565	72.83	12885	7.13	0	0.00
34	ESAF SFB	13585	13282	97.77	0	0.00	12131	89.30	10	0.07	1	0.01
35	UNITY SFB	28821	21922	76.06	0	0.00	21921	76.06	0	0.00	0	0.00
	Total Small Financial Bank	743962	708103	95.18	0	0.00	611897	82.25	17921	2.41	1	0.00
	<b>TOTAL FOR BIHAR</b>	24806507	14206819	57.27	23895	0.10	6061314	24.43	2419813	9.75	268854	1.08

STATE LEVEL BANKERS' COMMITTEE BIHAR, PATNA												
(CONVENOR- STATE BANK OF INDIA)											FY : 2023-24	
OUTSTANDING AS ON 30.06.2023												
											Rs. in Lakhs	
SL. NO.	BANK NAME	TOTAL ADVANCES	PRIO SEC. ADV	% OF P S ADV	AGL ADV	% OF AGL ADV	MSME	% OF MSME ADV	OPS ADV	% OF OPS ADV	NPS ADV	% OF NPS ADV
LEAD BANKS												
1	STATE BANK OF INDIA	5498381	1764432	32.09	592520	10.78	736500	13.39	435412	7.92	3733949	67.91
2	CENTRAL BANK OF INDIA	1074518	875060	81.44	543668	50.60	252982	23.54	78410	7.30	199458	18.56
3	PUNJAB NATIONAL BANK	2143974	1074565	50.12	488345	22.78	453663	21.16	132557	6.18	1069409	49.88
4	CANARA BANK	1607812	552659	34.37	183342	11.40	273491	17.01	95826	5.96	1055153	65.63
5	UCO BANK	413674	353969	85.57	162314	39.24	129468	31.30	62187	15.03	59705	14.43
6	BANK OF BARODA	1040500	868443	83.46	220958	21.24	498504	47.91	148981	14.32	172057	16.54
7	UNION BANK OF INDIA	567391	356532	62.84	128448	22.64	168982	29.78	59102	10.42	210859	37.16
OTHER BANKS												
8	BANK OF INDIA	941742	628592	66.75	246454	26.17	309680	32.88	72458	7.69	313150	33.25
9	BANK OF MAHARASHTRA	266243	125502	47.14	5865	2.20	4000	1.50	115637	43.43	140741	52.86
10	INDIAN BANK	1037150	471888	45.50	183827	17.72	258461	24.92	29600	2.85	565262	54.50
11	INDIAN OVERSEAS BANK	132170	119909	90.72	14951	11.31	37886	28.66	67072	50.75	12261	9.28
12	PUNJAB AND SIND BANK	29267	25329	86.54	903	3.09	15063	51.47	9363	31.99	3938	13.46
Total Public Sector Bank		14752822	7216880	48.92	2771595	18.79	3138680	21.28	1306605	8.86	7535942	51.08
PRIVATE BANKS												
13	IDBI	232092	141594	61.01	49201	21.20	57818	24.91	34575	14.90	90498	38.99
14	ICICI BANK	1381992	483952	35.02	106727	7.72	350618	25.37	26607	1.93	898040	64.98
15	FEDERAL BANK	38894	22497	57.84	6948	17.86	5622	14.45	9927	25.52	16397	42.16
16	JAMMU KASHMIR BANK	2179	631	28.96	1	0.05	519	23.82	111	5.09	1548	71.04
17	SOUTH INDIAN BANK	1196	1196	100.00	0	0.00	896	74.92	300	25.08	0	0.00
18	AXIS BANK	811568	344001	42.39	160915	19.83	171753	21.16	11333	1.40	467567	57.61
19	HDFC BANK	1599407	699391	43.73	222292	13.90	453768	28.37	23331	1.46	900016	56.27
20	INDUSIND BANK	863561	668486	77.41	591749	68.52	76616	8.87	121	0.01	195075	22.59
21	KARNATAKA BANK	2394	1224	51.13	545	22.77	439	18.34	240	10.03	1170	48.87
22	KOTAK MAHINDRA	227631	196811	86.46	161427	70.92	21422	9.41	13962	6.13	30820	13.54
23	YES BANK	55348	21474	38.80	2740	4.95	18670	33.73	64	0.12	33874	61.20
24	BANDHAN BANK	803613	541077	67.33	122005	15.18	19996	2.49	399076	49.66	262536	32.67
25	RBL BANK	223790	223082	99.68	219931	98.28	182	0.08	2969	1.33	708	0.32
26	IDFC FIRST BANK Ltd	57490	31843	55.39	27718	48.21	4107	7.14	18	0.03	25647	44.61
27	Karur Vysya Bank	1394	1394	100.00	0	0.00	632	45.34	762	54.66	0	0.00
Total Private Sector Bank		6302549	3378653	53.61	1672199	26.53	1183058	18.77	523396	8.30	2923896	46.39
Total COMM. BANKS		21055371	10595533	50.32	4443794	21.11	4321738	20.53	1830001	8.69	10459838	49.68
CO-OPERATIVE BANKS												
28	STATE CO-OP. BANK	648922	641713	98.89	601783	92.74	0	0.00	39930	6.15	7209	1.11
Total Cooperative Bank		648922	641713	98.89	601783	92.74	0	0.00	39930	6.15	7209	1.11
REGIONAL RURAL BANKS												
29	DAKSHIN BIHAR GRAMIN BANK	1118592	1072964	95.92	908911	81.25	106400	9.51	57653	5.15	45628	4.08
30	UTTAR BIHAR GRAMIN BANK	1239660	1188506	95.87	747470	60.30	425287	34.31	15749	1.27	51154	4.13
Total Region Rural Bank		2358252	2261470	95.90	1656381	70.24	531687	22.55	73402	3.11	96782	4.10
SMALL FINANCE BANK												
31	JANA SFB	95187	90980	95.58	54707	57.47	20987	22.05	15286	16.06	4207	4.42
32	UTKARSH SFB	425718	425001	99.33	257536	60.51	19634	4.61	147781	34.71	717	0.17
33	UJJIVAN SFB	180651	156918	86.86	118983	65.86	4475	2.48	33460	18.52	23733	13.14
34	ESAF SFB	13585	13282	97.77	8049	59.25	4262	31.37	971	7.15	303	2.23
35	UNITY SFB	28821	21922	76.06	9874	34.26	0	0.00	12048	41.80	6899	23.94
Total Small Financial Bank		743962	708103	95.18	449199	60.38	49358	6.63	209546	28.17	35859	4.82
TOTAL FOR BIHAR		24806507	14206819	57.27	7151157	28.83	4902783	19.76	2152879	8.68	10599688	42.73







STATE LEVEL BANKERS' COMMITTEE BIHAR, PATNA  
[CONVENOR- STATE BANK OF INDIA] FY : 2023-24  
NON PRIORITY SECTOR - ENDING

BANK WISE PERFORMANCE : ANNUAL CREDIT PLAN AS ON 30.06.2023

Sl	BANK NAME	AGRICULTURE		MSME		EDUCATION		HOUSING		PERSONAL LOAN		OTHERS		TOTAL	
		TARGET	ACHIE %	TARGET	ACHIE %	TARGET	ACHIE %	TARGET	ACHIE %	TARGET	ACHIE %	TARGET	ACHIE %	TARGET	ACHIE %
	LEAD BANKS														
1	STATE BANK OF INDIA	0	41274	0	0	0	0	0	0	0	0	0	0	0	0
2	CENTRAL BANK OF INDIA	0	0	0	0	0	0	0	0	0	0	0	0	0	0
3	PUNJAB NATIONAL BANK	0	125345	0	0	0	0	0	0	0	0	0	0	0	0
4	CANARA BANK	0	0	0	0	0	0	0	0	0	0	0	0	0	0
5	UCO BANK	0	0	0	0	0	0	0	0	0	0	0	0	0	0
6	BANK OF BARODA	0	0	0	0	0	0	0	0	0	0	0	0	0	0
7	UNION BANK OF INDIA	0	25	0	0	0	0	0	0	0	0	0	0	0	0
	OTHER BANKS														
8	BANK OF INDIA	0	0	0	0	0	0	0	0	0	0	0	0	0	0
9	BANK OF MAHARASHTRA	0	0	0	0	0	0	0	0	0	0	0	0	0	0
10	INDIAN BANK	0	355	0	0	0	0	0	0	0	0	0	0	0	0
11	INDIAN OVERSEAS BANK	0	0	0	0	0	0	0	0	0	0	0	0	0	0
12	PUNJAB AND SIND BANK	0	0	0	0	0	0	0	0	0	0	0	0	0	0
	Total Public Sector Bank	0	166999	0	0	0	0	0	0	0	0	0	0	0	0
	PRIVATE BANKS														
13	IDBI	0	0	0	0	0	0	0	0	0	0	0	0	0	0
14	ICICI BANK	0	0	0	0	0	0	0	0	0	0	0	0	0	0
15	FEDERAL BANK	0	0	0	0	0	0	0	0	0	0	0	0	0	0
16	JAMMU KASHMIR BANK	0	0	0	0	0	0	0	0	0	0	0	0	0	0
17	SOUTH INDIAN BANK	0	0	0	0	0	0	0	0	0	0	0	0	0	0
18	AXIS BANK	0	0	0	0	0	0	0	0	0	0	0	0	0	0
19	HDFC BANK	0	1864	0	0	0	0	0	0	0	0	0	0	0	0
20	INDUSIND BANK	0	0	0	0	0	0	0	0	0	0	0	0	0	0
21	KARNATAKA BANK	0	0	0	0	0	0	0	0	0	0	0	0	0	0
22	KOTAK MAHINDRA	0	0	0	0	0	0	0	0	0	0	0	0	0	0
23	YES BANK	0	0	0	0	0	0	0	0	0	0	0	0	0	0
24	BANDHAN BANK	0	0	0	0	0	0	0	0	0	0	0	0	0	0
25	RBL BANK	0	0	0	0	0	0	0	0	0	0	0	0	0	0
26	IDFC FIRST BANK Ltd	0	0	0	0	0	0	0	0	0	0	0	0	0	0
27	Karur Vysya Bank	0	1	0	0	0	0	0	0	0	0	0	0	0	0
	Total Private Sector Bank	0	2332	0	0	0	0	0	0	0	0	0	0	0	0
	Total COMM. BANKS	0	169331	0	0	0	0	0	0	0	0	0	0	0	0
	CO-OPERATIVE BANKS														
28	STATE CO-OP. BANK	0	0	0	0	0	0	0	0	0	0	0	0	0	0
	Total Cooperative Bank	0	0	0	0	0	0	0	0	0	0	0	0	0	0
	REGIONAL RURAL BANKS														
29	DAKSHIN BIHAR GRAMIN BANK	0	0	0	0	0	0	0	0	0	0	0	0	0	0
30	UTTAR BIHAR GRAMIN BANK	0	0	0	0	0	0	0	0	0	0	0	0	0	0
	Total Region Rural Bank	0	0	0	0	0	0	0	0	0	0	0	0	0	0
	SMALL FINANCE BANK														
31	JANA SFB	0	0	0	0	0	0	0	0	0	0	0	0	0	0
32	UTKARSH SFB	0	0	0	0	0	0	0	0	0	0	0	0	0	0
33	UJJIVAN SFB	0	0	0	0	0	0	0	0	0	0	0	0	0	0
34	ESAF SFB	0	0	0	0	0	0	0	0	0	0	0	0	0	0
35	UNITY SFB	0	1	0	0	0	0	0	0	0	0	0	0	0	0
	Total Small Financial Bank	0	1	0	0	0	0	0	0	0	0	0	0	0	0
	TOTAL FOR BIHAR	0	169332	0	0	0	0	0	0	0	0	0	0	0	0



STATE LEVEL BANKERS' COMMITTEE BIHAR, PATNA									
(CONVENOR- STATE BANK OF INDIA) FY : 2023-24									
BANK WISE ACHIEVEMENT UNDER ANNUAL CREDIT PLAN AS ON : 30.06.2023									
(Rs. In Lakh)									
SL	BANK NAME	Weakr Sect.	WOMEN	SC	ST	OBC	MINORITY	EXSER	HANDICAP
	<b>LEAD BANKS</b>								
1	STATE BANK OF INDIA	351333	116919	14154	996	28581	14959	19489	651
2	CENTRAL BANK OF INDIA	8051	20580	3426	631	3555	1011	34	72
3	PUNJAB NATIONAL BANK	15516	13797	732	97	6028	2733	9	279
4	CANARA BANK	5491	4549	2883	2887	3381	1705	335	131
5	UCO BANK	522	186	0	0	0	0	0	0
6	BANK OF BARODA	7944	1792	1424	117	3110	901	0	0
7	UNION BANK OF INDIA	16424	10985	985	32	13292	3194	1838	530
	<b>OTHER BANKS</b>								
8	BANK OF INDIA	45124	27555	1227	170	9580	2985	0	78
9	BANK OF MAHARASHTRA	0	0	0	0	0	0	0	0
10	INDIAN BANK	10048	7691	2103	309	25016	4869	0	0
11	INDIAN OVERSEAS BANK	0	0	0	0	0	0	0	0
12	PUNJAB AND SIND BANK	0	0	0	0	0	0	0	0
	<b>Total Public Sector Bank</b>	<b>460453</b>	<b>204054</b>	<b>26934</b>	<b>5239</b>	<b>92543</b>	<b>32357</b>	<b>21705</b>	<b>1741</b>
	<b>PRIVATE BANKS</b>								
13	IDBI	6146	5636	961	141	6343	1248	0	0
14	ICICI BANK	16080	59007	1885	305	0	6673	0	0
15	FEDERAL BANK	0	0	0	0	0	0	0	0
16	JAMMU KASHMIR BANK	0	0	0	0	0	0	0	0
17	SOUTH INDIAN BANK	0	0	0	0	0	0	0	0
18	AXIS BANK	0	0	0	0	0	0	0	0
19	HDFC BANK	45713	35129	107	0	33296	1936	0	0
20	INDUSIND BANK	150440	3137	49569	18363	0	39622	0	0
21	KARNATAKA BANK	0	0	0	0	0	0	0	0
22	KOTAK MAHINDRA	41648	38036	5718	1421	0	833	0	0
23	YES BANK	1285	0	41	0	0	104	0	0
24	BANDHAN BANK	0	0	0	0	0	0	0	0
25	RBL BANK	57636	56792	9068	1084	44897	12865	0	0
26	IDFC FIRST BANK Ltd	8321	8339	1329	274	5642	1106	0	0
27	Karur Vysya Bank	0	0	0	0	0	0	0	0
	<b>Total Private Sector Bank</b>	<b>327269</b>	<b>206076</b>	<b>68678</b>	<b>21588</b>	<b>90178</b>	<b>64387</b>	<b>0</b>	<b>0</b>
	<b>Total COMM. BANKS</b>	<b>787722</b>	<b>410130</b>	<b>95612</b>	<b>26827</b>	<b>182721</b>	<b>96744</b>	<b>21705</b>	<b>1741</b>
	<b>CO-OPERATIVE BANKS</b>								
28	STATE CO-OP. BANK	0	0	0	0	0	0	0	0
	<b>Total Cooperative Bank</b>	<b>0</b>	<b>0</b>	<b>0</b>	<b>0</b>	<b>0</b>	<b>0</b>	<b>0</b>	<b>0</b>
	<b>REGIONAL RURAL BANKS</b>								
29	DAKSHIN BIHAR GRAMIN BANK	86849	11957	2735	215	46606	11375	0	0
30	UTTAR BIHAR GRAMIN BANK	319986	44721	55249	37107	201595	36355	4329	0
	<b>Total Region Rural Bank</b>	<b>406835</b>	<b>56678</b>	<b>57984</b>	<b>37322</b>	<b>248201</b>	<b>47730</b>	<b>4329</b>	<b>0</b>
	<b>SMALL FINANCE BANK</b>								
31	JANA SFB	17743	6342	2443	764	7768	5602	0	0
32	UTKARSH SFB	75233	75233	13462	1935	41378	3320	0	0
33	UJJIVAN SFB	23164	23149	4309	1162	12703	3111	0	0
34	ESAF SFB	2847	2847	131	86	820	406	0	0
35	UNITY SFB	7192	4355	791	384	0	1663	0	0
	<b>Total Small Financial Bank</b>	<b>126179</b>	<b>111926</b>	<b>21136</b>	<b>4331</b>	<b>62669</b>	<b>14102</b>	<b>0</b>	<b>0</b>
	<b>TOTAL FOR BIHAR</b>	<b>1320736</b>	<b>578734</b>	<b>174732</b>	<b>68480</b>	<b>493591</b>	<b>158576</b>	<b>26034</b>	<b>1741</b>

STATE LEVEL BANKERS' COMMITTEE BIHAR, PATNA									
(CONVENOR- STATE BANK OF INDIA) : FY - 2023-24									
DISTRICTWISE PERFORMANCE UNDER ANNUAL CREDIT PLAN AS ON 30.06.2023									
SL	DISTRICT NAME	WEAKER SECTION	WOMEN	SC	ST	OBC	MINORITY	EXSER	HANDICAP
1	Araria	33411	8212	3360	1538	11075	7347	139	2
2	Arwal	2839	1056	293	33	1423	256	26	10
3	Aurangabad	12749	7728	1703	232	7333	1551	8	50
4	Banka	5418	4070	493	226	3097	645	163	89
5	Begusarai	20277	13884	1402	150	10612	2700	81	16
6	Bhagalpur	13148	11667	1201	419	6330	2261	290	154
7	Bhojpur	19627	6696	3686	1188	6277	2739	109	9
8	Buxar	7914	5041	639	346	2747	591	2	0
9	Darbhanga	44042	22765	6543	3413	20420	4538	320	9
10	East Champaran	46463	20027	6391	3711	27810	5016	397	11
11	Gaya	38060	17794	8173	2632	11098	6859	19	47
12	Gopalganj	51288	14463	5327	2897	17520	3303	293	18
13	Jamui	5981	4125	1545	487	3239	680	2	27
14	Jehanabad	3783	2349	342	71	2415	580	57	1
15	Kaimur	7493	4570	1030	162	4638	707	2	2
16	Katihar	24896	12701	2915	1714	11840	3233	181	0
17	Khagaria	7738	4167	401	96	5036	582	155	56
18	Kishanganj	10414	3136	1607	956	6475	2288	108	2
19	Lakhisarai	3908	1789	249	32	2305	422	12	2
20	Madhepura	43797	8418	4335	1499	15287	4967	167	11
21	Madhubani	172554	12918	7247	4363	27718	5561	474	17
22	Munger	4503	3114	273	55	3174	565	2	2
23	Muzaffarpur	60317	37007	9515	4048	36368	8156	493	101
24	Nalanda	12120	6636	1475	427	6498	1503	15	168
25	Nawada	7714	4407	1052	319	4599	1054	10	12
26	Patna	141755	198475	32809	5276	76241	32368	19696	611
27	Purnea	25267	8874	3437	2139	15005	5076	208	33
28	Rohtas	14154	7754	1205	190	6578	1505	12	5
29	Saharsa	16312	8170	1862	1165	8398	1647	128	6
30	Samastipur	24775	16267	2225	477	15845	3234	247	180
31	Saran	59322	39187	5863	2694	21434	3385	307	18
32	Sheikhpura	2669	1436	417	38	1205	233	25	2
33	Sheohar	6747	1607	982	662	4043	696	157	11
34	Sitamarhi	133020	9459	3299	1798	13993	2315	203	6
35	Siwan	82816	19069	15425	7133	25547	12290	389	22
36	Supaul	15045	4744	2271	1284	9068	2626	200	9
37	Vaishali	98700	11305	27983	11405	16619	20652	275	0
38	West Champaran	39675	13647	5757	3205	24276	4445	662	14
	TOTAL FOR BIHAR	1320736	578734	174732	68480	493591	158576	26034	1741

STATE LEVEL BANKERS' COMMITTEE BIHAR,PATNA				
(CONVENOR-STATE BANK OF INDIA) : FY-2023-24				
LENDING TO MINORITY COMMUNITIES				
AS ON 30.06.2023				
SL. No.	Minority Concentrated Districts in Bihar	Priority Sector Advance (A) (Disbursed)	Out of (A) Total Advances to Minority	%age Share of Minority Advance
		Amt.	Amt.	Amt.
1	Araria	108634	7347	6.76
2	Arwal	15133	256	1.69
3	Aurangabad	80371	1551	1.93
4	Banka	40415	645	1.60
5	Begusarai	161308	2700	1.67
6	Bhagalpur	161053	2261	1.40
7	Bhojpur	91566	2739	2.99
8	Buxar	56015	591	1.06
9	Darbhanga	156873	4538	2.89
10	East Champaran	177032	5016	2.83
11	Gaya	204232	6859	3.36
12	Gopalganj	99896	3303	3.31
13	Jamui	37607	680	1.81
14	Jehanabad	29787	580	1.95
15	Kaimur	44319	707	1.60
16	Katihar	120087	3233	2.69
17	Khagaria	45570	582	1.28
18	Kishanganj	51349	2288	4.46
19	Lakhisarai	29012	422	1.45
20	Madhepura	85524	4967	5.81
21	Madhubani	142155	5561	3.91
22	Munger	35372	565	1.60
23	Muzaffarpur	346201	8156	2.36
24	Nalanda	83434	1503	1.80
25	Nawada	52099	1054	2.02
26	Patna	1000152	32368	3.24
27	Furree	198018	5076	2.56
28	Rohtas	90348	1505	1.67
29	Saharsa	65948	1647	2.50
30	Samastipur	165382	3234	1.96
31	Saran	118286	3385	2.86
32	Sheikhpura	15992	233	1.46
33	Sheohar	26568	696	2.62
34	Sitamarhi	107530	2315	2.15
35	Siwan	147600	12290	8.33
36	Supaul	60902	2626	4.31
37	Vaishali	204480	20652	10.10
38	West Champaran	130192	4445	3.41
	<b>TOTAL FOR BIHAR</b>	<b>4786442</b>	<b>158576</b>	<b>3.31</b>



STATE LEVEL BANKERS' COMMITTEE BIHAR, PATNA									
(CONVENOR- STATE BANK OF INDIA) FY : 2023-24									
INFORMATION REGARDING CERTIFICATE CASE FILED BY BANKS as on 30.06.2023									
(Rs. In Lakh)									
SL. NO.	BANK NAME	No of cases pending As On 31.03.2023		No of cases filed during the quarter June 2023		No of Cases disposed during the quarter June 2023		No of Cases pending as at the end of the quarter June 2023	
		No	Amt	No	Amt	No	Amt	No	Amt
	<b>LEAD BANKS</b>								
1	STATE BANK OF INDIA	573960	396428	2487	2121	1273	330	575174	398219
2	CENTRAL BANK OF INDIA	52489	43855	0	0	0	0	52489	43855
3	PUNJAB NATIONAL BANK	16041	8464	703	781	164	83	16580	9162
4	CANARA BANK	63891	56992	1836	3035	231	5058	65496	54969
5	UCO BANK	37068	63491	434	463	340	339	37162	63615
6	BANK OF BARODA	908	2504	0	0	0	0	908	2504
7	UNION BANK OF INDIA	1204	570	0	0	0	0	1204	570
	<b>OTHER BANKS</b>								
8	BANK OF INDIA	16379	12125	572	795	236	328	16715	12592
9	BANK OF MAHARASHTRA	1603	4703	0	0	0	0	1603	4703
10	INDIAN BANK	7404	9539	415	1404	539	394	7280	10549
11	INDIAN OVERSEAS BANK	532	1277	0	0	0	0	532	1277
12	PUNJAB AND SIND BANK	440	732	0	0	0	0	440	732
	<b>Total Public Sector Bank</b>	<b>771919</b>	<b>600680</b>	<b>6447</b>	<b>8599</b>	<b>2783</b>	<b>6532</b>	<b>77583</b>	<b>602747</b>
	<b>PRIVATE BANKS</b>								
13	IDBI	863	1410	8	21	0	0	871	1431
14	ICICI BANK	0	0	0	0	0	0	0	0
15	FEDERAL BANK	3	1	0	0	0	0	3	1
16	JAMMU KASHMIR BANK	0	0	0	0	0	0	0	0
17	SOUTH INDIAN BANK	0	0	0	0	0	0	0	0
18	AXIS BANK	0	0	0	0	0	0	0	0
19	HDFC BANK	0	0	0	0	0	0	0	0
20	INDUSIND BANK	0	0	0	0	0	0	0	0
21	KARNATAKA BANK	0	0	0	0	0	0	0	0
22	KOTAK MAHINDRA	0	0	0	0	0	0	0	0
23	YES BANK	0	0	0	0	0	0	0	0
24	BANDHAN BANK	0	0	0	0	0	0	0	0
25	RBL BANK	0	0	0	0	0	0	0	0
26	IDFC FIRST BANK Ltd	0	0	0	0	0	0	0	0
27	Karur Vysya Bank	0	0	0	0	0	0	0	0
	<b>Total Private Sector Bank</b>	<b>866</b>	<b>1411</b>	<b>8</b>	<b>21</b>	<b>0</b>	<b>0</b>	<b>874</b>	<b>1432</b>
	<b>Total COMM. BANKS</b>	<b>772785</b>	<b>602091</b>	<b>6455</b>	<b>8620</b>	<b>2783</b>	<b>6532</b>	<b>776457</b>	<b>604179</b>
	<b>CO-OPERATIVE BANKS</b>								
28	STATE CO-OP. BANK	16600	15110	14	64	1464	1002	15150	14172
	<b>Total Cooperative Bank</b>	<b>16600</b>	<b>15110</b>	<b>14</b>	<b>64</b>	<b>1464</b>	<b>1002</b>	<b>15150</b>	<b>14172</b>
	<b>REGIONAL RURAL BANKS</b>								
29	DAKSHIN BIHAR GRAMIN BANK	70905	104526	5690	11645	1428	2216	75167	113955
30	UTTAR BIHAR GRAMIN BANK	15088	28795	1048	2215	275	787	15861	30223
	<b>Total Region Rural Bank</b>	<b>85993</b>	<b>133321</b>	<b>6738</b>	<b>13860</b>	<b>1703</b>	<b>3003</b>	<b>91028</b>	<b>144178</b>
	<b>SMALL FINANCE BANK</b>								
31	JANA SFB	0	0	0	0	0	0	0	0
32	UTKARSH SFB	0	0	0	0	0	0	0	0
33	UJJIVAN SFB	0	0	0	0	0	0	0	0
34	ESAF SFB	0	0	0	0	0	0	0	0
35	UNITY SFB	0	0	0	0	0	0	0	0
	<b>Total Small Financial Bank</b>	<b>0</b>	<b>0</b>	<b>0</b>	<b>0</b>	<b>0</b>	<b>0</b>	<b>0</b>	<b>0</b>
	<b>TOTAL FOR BIHAR</b>	<b>875378</b>	<b>750522</b>	<b>13207</b>	<b>22544</b>	<b>5950</b>	<b>10537</b>	<b>882635</b>	<b>762529</b>

STATE LEVEL BANKERS' COMMITTEE BIHAR, PATNA									
(CONVENOR- STATE BANK OF INDIA) FY : 2023-24									
INFORMATION REGARDING CERTIFICATE CASE FILED BY BANK'S Districtwise as on 30.06.2023									
(Amt in Rs.Lacs)									
SL. NO.	District Name	No of cases pending as on 31.03.2023		No of cases filed during the quarter ended June 2023		No of Cases disposed during the quarter ended June 2023		No of Cases pending as at the end of the quarter ended June 2023	
		No	Amt	No	Amt	No	Amt	No	Amt
1	Araria	13731	20966	83	125	19	71	13795	21020
2	Arwal	4883	6354	144	279	238	175	4789	6458
3	Aurangabad	11869	10682	406	835	113	280	12162	11237
4	Banka	56538	59152	462	615	236	291	56764	59476
5	Begusarai	46440	22848	520	1078	211	310	46749	23616
6	Bhagalpur	56830	64436	538	768	93	158	57275	65046
7	Bhojpur	33967	27424	457	538	70	130	34354	27832
8	Buxar	27161	21324	704	1558	73	247	27792	22635
9	Darbhangha	6501	5244	89	132	30	58	6560	5318
10	East Champaran	14913	13153	81	201	38	141	14956	13213
11	Gaya	46346	7024	216	319	63	481	46499	6862
12	Gopalganj	27955	18479	177	331	478	720	27654	18090
13	Jamui	30555	25134	208	358	257	471	30506	25021
14	Jehanabad	8500	6125	71	26	14	18	8557	6133
15	Kaimur	18247	18605	301	758	71	230	18477	19133
16	Katihar	14833	24562	105	313	248	239	14690	24636
17	Khagaria	12080	22874	510	728	39	92	12551	23510
18	Kishanganj	7541	6035	110	146	25	90	7626	6091
19	Lakhisarai	13068	23832	137	165	23	75	13182	23922
20	Madhepura	5376	6331	225	466	74	158	5527	6639
21	Madhubani	13447	8576	43	57	66	132	13424	8501
22	Munger	16179	21715	656	1021	130	177	16705	22559
23	Muzaffarpur	30910	16788	234	540	45	745	31099	16583
24	Nalanda	31493	14799	403	1102	207	285	31689	15616
25	Nawada	16249	8595	440	959	147	157	16542	9397
26	Patna	35037	52530	770	1934	104	1034	35703	53430
27	Purnea	7711	7583	250	860	36	889	7925	7554
28	Rohtas	12762	29686	424	1227	99	316	13087	30597
29	Saharsa	8908	12717	164	208	63	159	9009	12766
30	Samastipur	31978	19040	546	952	52	176	32472	19816
31	Saran	30215	42366	1127	1495	893	258	30449	43603
32	Sheikhpura	31009	21616	179	229	132	271	31056	21574
33	Sheohar	9323	5100	53	97	8	69	9368	5128
34	Sitamarhi	37528	17648	65	102	1036	522	36557	17228
35	Siwan	17452	12960	222	422	171	303	17503	13079
36	Supaul	5380	5781	514	712	50	144	5844	6349
37	Vaishali	24898	15028	202	174	49	219	25051	14983
38	West Champaran	57565	27410	1371	714	249	246	58687	27878
	<b>TOTAL FOR BIHAR</b>	<b>875378</b>	<b>750522</b>	<b>13207</b>	<b>22544</b>	<b>5950</b>	<b>10537</b>	<b>882635</b>	<b>762529</b>

STATE LEVEL BANKERS' COMMITTEE BIHAR, PATNA							
(CONVENOR- STATE BANK OF INDIA) FY : 2023-24							
BANK PERFORMANCE : MSE ADVANCE (ACP ACHIEVEMENT ) AS ON 30.06.2023							
(Amt. in Lacs)							
SL	BANK NAME	Total credit disbursed to MSE sector during the year="A"		Out of "A" No of Units extended loans upto Rs 10 lakhs			
		No. of accounts	amount	With Collateral		Without Collateral	
				No. of accounts	amount	No. of accounts	amount
	<b>LEAD BANKS</b>						
1	STATE BANK OF INDIA	33721	630619	0	0	26863	130954
2	CENTRAL BANK OF INDIA	73188	256255	0	0	15154	20712
3	PUNJAB NATIONAL BANK	22776	203402	0	0	3051	11078
4	CANARA BANK	19148	42114	6585	25268	12563	16846
5	UCO BANK	13919	35396	0	0	3858	2765
6	BANK OF BARODA	5161	108299	0	0	3746	11848
7	UNION BANK OF INDIA	10796	90771	0	0	9735	65412
	<b>OTHER BANKS</b>						
8	BANK OF INDIA	27252	160283	0	0	24291	74046
9	BANK OF MAHARASHTRA	4951	12086	0	0	210	85
10	INDIAN BANK	11800	117736	0	0	7972	17529
11	INDIAN OVERSEAS BANK	2286	30478	0	0	211	947
12	PUNJAB AND SIND BANK	157	891	14	78	4	25
	<b>Total Public Sector Bank</b>	<b>225155</b>	<b>1688330</b>	<b>6599</b>	<b>25346</b>	<b>107658</b>	<b>352247</b>
	<b>PRIVATE BANKS</b>						
13	IDBI	3031	31780	1604	10379	1393	8304
14	ICICI BANK	3452	277051	0	0	58	1248
15	FEDERAL BANK	183	5622	0	0	55	1203
16	JAMMU KASHMIR BANK	153	880	0	0	22	50
17	SOUTH INDIAN BANK	17	708	0	0	1	1
18	AXIS BANK	47	145938	0	0	17	12485
19	HDFC BANK	7002	340731	0	0	441	1646
20	INDUSIND BANK	9197	24664	0	0	9197	24664
21	KARNATAKA BANK	29	457	0	0	12	61
22	KOTAK MAHINDRA	255	8209	0	0	132	716
23	YES BANK	157	13960	4	32	1	1
24	BANDHAN BANK	3416	6167	12	120	1	2
25	RBL BANK	14	280	0	0	0	0
26	IDFC FIRST BANK Ltd	16	471	0	0	16	471
27	Karur Vysya Bank	1	11	0	0	1	1
	<b>Total Private Sector Bank</b>	<b>26970</b>	<b>856929</b>	<b>1620</b>	<b>10531</b>	<b>11347</b>	<b>50853</b>
	<b>Total COMM. BANKS</b>	<b>252125</b>	<b>2545259</b>	<b>8219</b>	<b>35877</b>	<b>119005</b>	<b>403100</b>
	<b>CO-OPERATIVE BANKS</b>						
28	STATE CO-OP. BANK	0	0	0	0	0	0
	<b>Total Cooperative Bank</b>	<b>0</b>	<b>0</b>	<b>0</b>	<b>0</b>	<b>0</b>	<b>0</b>
	<b>REGIONAL RURAL BANKS</b>						
29	DAKSHIN BIHAR GRAMIN BANK	1670	8273	901	4500	769	3772
30	UTTAR BIHAR GRAMIN BANK	3421	16033	2396	11223	1021	4810
	<b>Total Region Rural Bank</b>	<b>5091</b>	<b>24306</b>	<b>3297</b>	<b>15723</b>	<b>1790</b>	<b>8582</b>
	<b>SMALL FINANCE BANK</b>						
31	JANA SFB	141	2048	0	0	141	2048
32	UTKARSH SFB	2654	4613	0	0	2412	2815
33	UJJIVAN SFB	65	67	0	0	1	1
34	ESAF SFB	817	414	0	0	817	414
35	UNITY SFB	0	0	0	0	0	0
	<b>Total Small Financial Bank</b>	<b>3677</b>	<b>7142</b>	<b>0</b>	<b>0</b>	<b>3371</b>	<b>5278</b>
	<b>TOTAL FOR BIHAR</b>	<b>260893</b>	<b>2576707</b>	<b>11516</b>	<b>51600</b>	<b>124166</b>	<b>416960</b>

STATE LEVEL BANKERS' COMMITTEE BIHAR, PATNA									
(CONVENOR- STATE BANK OF INDIA) FY : 2023-24									
BANK WISE PROGRESS UNDER MICRO ENTERPRISES (MANUFACTURING & SERVICE ADVANCES ) AS ON : 30.06.2023 (Rs. In Lakhs)									
SL. NO.	BANK NAME	SANCTIONED				DISBURSED			
		MANUFACTURING		SERVICES		MANUFACTURING		SERVICES	
		NO.	AMOUNT	NO.	AMOUNT	NO.	AMOUNT	NO.	AMOUNT
	<b>LEAD BANKS</b>								
1	STATE BANK OF INDIA	4536	42354	26581	374697	4536	42354	26581	374697
2	CENTRAL BANK OF INDIA	4575	8957	10579	11755	4575	8957	10579	11755
3	PUNJAB NATIONAL BANK	3326	19622	20979	145101	2862	16885	18053	124861
4	CANARA BANK	8472	12172	126	8480	8470	10627	126	8403
5	UCO BANK	2201	10014	2834	11244	2135	9864	2684	11065
6	BANK OF BARODA	2806	3168	825	1133	2806	3168	825	1133
7	UNION BANK OF INDIA	618	2207	9838	64605	618	2207	9838	64605
	<b>OTHER BANKS</b>								
8	BANK OF INDIA	1685	9985	25256	126275	1685	9770	25256	125920
9	BANK OF MAHARASHTRA	1548	3404	1362	2856	1548	3404	1362	2856
10	INDIAN BANK	1864	16570	8820	60943	1864	16570	8820	60943
11	INDIAN OVERSEAS BANK	880	5652	396	4946	880	5652	396	4946
12	PUNJAB AND SIND BANK	25	214	31	105	25	214	31	105
	<b>Total Public Sector Bank</b>	<b>32536</b>	<b>134319</b>	<b>107627</b>	<b>812140</b>	<b>32004</b>	<b>129672</b>	<b>104551</b>	<b>791289</b>
	<b>PRIVATE BANKS</b>								
13	IDBI	123	1283	2723	27832	123	687	2723	20384
14	ICICI BANK	326	15008	1848	85046	326	15008	1848	85046
15	FEDERAL BANK	27	398	132	1943	27	398	132	1943
16	JAMMU KASHMIR BANK	0	0	76	256	0	0	76	256
17	SOUTH INDIAN BANK	17	708	0	0	17	708	0	0
18	AXIS BANK	0	0	25	150000	0	0	17	130534
19	HDFC BANK	660	19288	3567	84865	660	19288	3567	84865
20	INDUSIND BANK	613	975	8379	10558	613	975	8379	10558
21	KARNATAKA BANK	4	36	16	274	4	36	16	274
22	KOTAK MAHINDRA	18	242	188	3691	18	242	188	3691
23	YES BANK	10	966	83	3235	10	966	83	3235
24	BANDHAN BANK	0	0	3402	20750	0	0	3402	4500
25	RBL BANK	3	44	0	0	3	44	0	0
26	IDFC FIRST BANK Ltd	0	0	10	225	0	0	10	225
27	Karur Vysya Bank	0	0	1	11	0	0	1	11
	<b>Total Private Sector Bank</b>	<b>1801</b>	<b>38948</b>	<b>20450</b>	<b>388686</b>	<b>1801</b>	<b>38352</b>	<b>20442</b>	<b>345522</b>
	<b>Total COMM. BANKS</b>	<b>34337</b>	<b>173267</b>	<b>128077</b>	<b>1200826</b>	<b>33805</b>	<b>168024</b>	<b>124993</b>	<b>1136811</b>
	<b>CO-OPERATIVE BANKS</b>								
28	STATE CO-OP. BANK	0	0	0	0	0	0	0	0
	<b>Total Cooperative Bank</b>	<b>0</b>	<b>0</b>	<b>0</b>	<b>0</b>	<b>0</b>	<b>0</b>	<b>0</b>	<b>0</b>
	<b>REGIONAL RURAL BANKS</b>								
29	DAKSHIN BIHAR GRAMIN BANK	304	1941	1366	6332	304	1941	1366	6332
30	UTTAR BIHAR GRAMIN BANK	136	1782	3691	15916	114	1007	3169	14804
	<b>Total Region Rural Bank</b>	<b>440</b>	<b>3723</b>	<b>5057</b>	<b>22248</b>	<b>418</b>	<b>2948</b>	<b>4535</b>	<b>21136</b>
	<b>SMALL FINANCE BANK</b>								
31	JANA SFB	43	697	90	1238	43	697	90	1238
32	UTKARSH SFB	1010	1988	1644	2625	1010	1988	1644	2625
33	UJJIVAN SFB	14	15	51	52	14	15	51	52
34	ESAF SFB	662	342	155	72	662	342	155	72
35	UNITY SFB	0	0	0	0	0	0	0	0
	<b>Total Small Financial Bank</b>	<b>1729</b>	<b>3042</b>	<b>1940</b>	<b>3987</b>	<b>1729</b>	<b>3042</b>	<b>1940</b>	<b>3987</b>
	<b>TOTAL FOR BIHAR</b>	<b>36506</b>	<b>180032</b>	<b>135074</b>	<b>1227061</b>	<b>35952</b>	<b>174014</b>	<b>131468</b>	<b>1161934</b>



STATE LEVEL BANKERS' COMMITTEE BIHAR, PATNA							
(CONVENOR- STATE BANK OF INDIA) FY : 2023-24							
BANK WISE PROGRESS UNDER MICRO ENTERPRISES (MANUFACTURING + SERVICE ADVANCES) AS ON : 30.06.2023							
SL. NO.	BANK NAME	TARGET	SANCTIONED		DISBURSED		ACHIEV %AGE
		AMOUNT	NO	AMOUNT	NO	AMOUNT	AMT
Rs. in Lakhs							
	<b>LEAD BANKS</b>						
1	STATE BANK OF INDIA	593299	31117	417051	31117	417051	70.29
2	CENTRAL BANK OF INDIA	293980	15154	20712	15154	20712	7.05
3	PUNJAB NATIONAL BANK	527904	24305	164723	20915	141746	26.85
4	CANARA BANK	180234	8598	20652	8596	19030	10.56
5	UCO BANK	112341	5035	21258	4819	20929	18.63
6	BANK OF BARODA	212133	3631	4301	3631	4301	2.03
7	UNION BANK OF INDIA	107541	10456	66812	10456	66812	62.13
	<b>OTHER BANKS</b>						
8	BANK OF INDIA	138164	26941	136260	26941	135690	98.21
9	BANK OF MAHARASHTRA	7489	2910	6260	2910	6260	83.59
10	INDIAN BANK	214274	10684	77513	10684	77513	36.17
11	INDIAN OVERSEAS BANK	42955	1276	10598	1276	10598	24.67
12	PUNJAB AND SIND BANK	14585	56	319	56	319	2.19
	<b>Total Public Sector Bank</b>	<b>2444899</b>	<b>140163</b>	<b>946459</b>	<b>136555</b>	<b>920961</b>	<b>37.67</b>
	<b>PRIVATE BANKS</b>						
13	IDBI	44533	2846	29115	2846	21071	47.32
14	ICICI BANK	180494	2174	100054	2174	100054	55.43
15	FEDERAL BANK	5813	159	2341	159	2341	40.27
16	JAMMU KASHMIR BANK	920	76	256	76	256	27.83
17	SOUTH INDIAN BANK	976	17	708	17	708	72.54
18	AXIS BANK	41561	25	150000	17	130534	314.08
19	HDFC BANK	216916	4227	104153	4227	104153	48.02
20	INDUSIND BANK	140670	8992	11533	8992	11533	8.20
21	KARNATAKA BANK	303	20	310	20	310	102.31
22	KOTAK MAHINDRA	11692	206	3933	206	3933	33.64
23	YES BANK	17450	93	4201	93	4201	24.07
24	BANDHAN BANK	219210	3402	20750	3402	4500	2.05
25	RBL BANK	304	3	44	3	44	14.47
26	IDFC FIRST BANK Ltd	888	10	225	10	225	25.34
27	Karur Vysya Bank	76	1	11	1	11	14.47
	<b>Total Private Sector Bank</b>	<b>881806</b>	<b>22251</b>	<b>427634</b>	<b>22243</b>	<b>383874</b>	<b>43.53</b>
	<b>Total COMM. BANKS</b>	<b>3326705</b>	<b>162414</b>	<b>1374093</b>	<b>158798</b>	<b>1304835</b>	<b>39.22</b>
	<b>CO-OPERATIVE BANKS</b>						
28	STATE CO-OP. BANK	0	0	0	0	0	0.00
	<b>Total Cooperative Bank</b>	<b>0</b>	<b>0</b>	<b>0</b>	<b>0</b>	<b>0</b>	<b>0.00</b>
	<b>REGIONAL RURAL BANKS</b>						
29	DAKSHIN BIHAR GRAMIN BANK	119826	1670	8273	1670	8273	6.90
30	UTTAR BIHAR GRAMIN BANK	119241	3827	17698	3283	15811	13.26
	<b>Total Region Rural Bank</b>	<b>239067</b>	<b>5497</b>	<b>25971</b>	<b>4953</b>	<b>24084</b>	<b>10.07</b>
	<b>SMALL FINANCE BANK</b>						
31	JANA SFB	5826	133	1935	133	1935	33.21
32	UTKARSH SFB	90050	2654	4613	2654	4613	5.12
33	UJJIVAN SFB	5130	65	67	65	67	1.31
34	ESAF SFB	1915	817	414	817	414	21.62
35	UNITY SFB	0	0	0	0	0	0.00
	<b>Total Small Financial Bank</b>	<b>102921</b>	<b>3669</b>	<b>7029</b>	<b>3669</b>	<b>7029</b>	<b>6.83</b>
	<b>TOTAL FOR BIHAR</b>	<b>3668693</b>	<b>171580</b>	<b>1407093</b>	<b>167420</b>	<b>1335948</b>	<b>36.41</b>

STATE LEVEL BANKERS' COMMITTEE BIHAR, PATNA									
(CONVENOR- STATE BANK OF INDIA) FY : 2023-24									
BANK WISE PROGRESS UNDER SMALL ENTERPRISES (MANUFACTURING & SERVICE ADVANCES) AS ON : 30.06.2023								(Rs. In Lakhs)	
SL NO.	BANK NAME	SANCTIONED				DISBURSED			
		MANUFACTURING		SERVICES		MANUFACTURING		SERVICES	
		NO.	AMOUNT	NO.	AMOUNT	NO.	AMOUNT	NO.	AMOUNT
	<b>LEAD BANKS</b>								
1	STATE BANK OF INDIA	293	1711	2066	151234	293	1711	2066	151234
2	CENTRAL BANK OF INDIA	917	9591	2781	15886	917	9591	2781	15886
3	PUNJAB NATIONAL BANK	483	9807	1457	43741	420	8439	1254	37640
4	CANARA BANK	143	8264	106	5308	139	7817	104	4244
5	UCO BANK	124	2354	78	958	105	2293	69	924
6	BANK OF BARODA	390	3588	75	1245	390	3588	75	1245
7	UNION BANK OF INDIA	38	3067	274	16189	38	3067	274	16189
	<b>OTHER BANKS</b>								
8	BANK OF INDIA	63	6968	233	17126	63	6625	233	16811
9	BANK OF MAHARASHTRA	425	1376	465	1325	425	1376	465	1325
10	INDIAN BANK	104	10382	988	26133	104	10382	988	26133
11	INDIAN OVERSEAS BANK	112	3354	115	4158	112	3354	115	4158
12	PUNJAB AND SIND BANK	52	321	0	0	52	321	0	0
	<b>Total Public Sector Bank</b>	<b>3149</b>	<b>60783</b>	<b>8638</b>	<b>283303</b>	<b>3058</b>	<b>58564</b>	<b>8424</b>	<b>275789</b>
	<b>PRIVATE BANKS</b>								
13	IDBI	1	85	138	10713	1	85	138	9291
14	ICICI BANK	174	20679	222	117183	174	20679	985	117183
15	FEDERAL BANK	6	336	14	1145	6	336	14	1145
16	JAMMU KASHMIR BANK	2	12	0	0	2	12	0	0
17	SOUTH INDIAN BANK	0	0	0	0	0	0	0	0
18	AXIS BANK	1	31	20	85130	0	0	20	12746
19	HDFC BANK	257	27250	2130	134921	257	27250	2130	134921
20	INDUSIND BANK	7	844	156	3834	7	844	156	3834
21	KARNATAKA BANK	0	0	5	128	0	0	5	128
22	KOTAK MAHINDRA	3	38	42	2731	3	38	42	2731
23	YES BANK	6	1603	43	5209	6	1603	48	5209
24	BANDHAN BANK	0	0	11	1163	0	0	11	1163
25	RBL BANK	0	0	11	236	0	0	11	236
26	IDFC FIRST BANK Ltd	0	0	4	210	0	0	4	210
27	Karur Vysya Bank	0	0	0	0	0	0	0	0
	<b>Total Private Sector Bank</b>	<b>457</b>	<b>50878</b>	<b>3564</b>	<b>362603</b>	<b>456</b>	<b>50847</b>	<b>3564</b>	<b>288797</b>
	<b>Total COMM. BANKS</b>	<b>3606</b>	<b>111661</b>	<b>12202</b>	<b>645906</b>	<b>3514</b>	<b>109411</b>	<b>11988</b>	<b>564586</b>
	<b>CO-OPERATIVE BANKS</b>								
28	STATE CO-OP. BANK	0	0	0	0	0	0	0	0
	<b>Total Cooperative Bank</b>	<b>0</b>	<b>0</b>	<b>0</b>	<b>0</b>	<b>0</b>	<b>0</b>	<b>0</b>	<b>0</b>
	<b>REGIONAL RURAL BANKS</b>								
29	DAKSHIN BIHAR GRAMIN BANK	0	0	0	0	0	0	0	0
30	UTTAR BIHAR GRAMIN BANK	0	0	0	0	0	0	0	0
	<b>Total Region Rural Bank</b>	<b>0</b>	<b>0</b>	<b>0</b>	<b>0</b>	<b>0</b>	<b>0</b>	<b>0</b>	<b>0</b>
	<b>SMALL FINANCE BANK</b>								
31	JANA SFB	5	46	3	67	5	46	3	67
32	UTKARSH SFB	0	0	0	0	0	0	0	0
33	UJJIVAN SFB	0	0	0	0	0	0	0	0
34	ESAF SFB	0	0	0	0	0	0	0	0
35	UNITY SFB	0	0	0	0	0	0	0	0
	<b>Total Small Financial Bank</b>	<b>5</b>	<b>46</b>	<b>3</b>	<b>67</b>	<b>5</b>	<b>46</b>	<b>3</b>	<b>67</b>
	<b>TOTAL FOR BIHAR</b>	<b>3611</b>	<b>111707</b>	<b>12205</b>	<b>645973</b>	<b>3519</b>	<b>109457</b>	<b>11991</b>	<b>564653</b>

STATE LEVEL BANKERS' COMMITTEE BIHAR, PATNA							
(CONVENOR- STATE BANK OF INDIA) FY : 2023-24							
BANK WISE PROGRESS UNDER SMALL ENTERPRISES (MANUFACTURING + SERVICE ADVANCES ) AS ON : 30.06.2023							
SL. NO.	BANK NAME	TARGET	SANCTIONED		DISBURSED		ACHIEV %AGE
		AMOUNT	NO	AMOUNT	NO	AMOUNT	AMT
	LEAD BANKS						
1	STATE BANK OF INDIA	231531	2359	152945	2359	152945	66.06
2	CENTRAL BANK OF INDIA	114721	3698	25477	3698	25477	22.21
3	PUNJAB NATIONAL BANK	206010	1945	53548	1674	46079	22.37
4	CANARA BANK	70333	249	13572	243	12061	17.15
5	UCO BANK	43837	202	3312	174	3217	7.34
6	BANK OF BARODA	82782	465	4833	465	4833	5.84
7	UNION BANK OF INDIA	41978	312	19256	312	19256	45.87
	OTHER BANKS						
8	BANK OF INDIA	53919	296	24094	296	23436	43.47
9	BANK OF MAHARASHTRA	2912	890	2701	890	2701	92.75
10	INDIAN BANK	83616	1092	36515	1092	36515	43.67
11	INDIAN OVERSEAS BANK	16759	227	7512	227	7512	44.82
12	PUNJAB AND SIND BANK	5693	52	321	52	321	5.64
	Total Public Sector Bank	954091	11787	344086	11482	334353	35.04
	PRIVATE BANKS						
13	IDBI	17368	139	10798	139	9376	53.98
14	ICICI BANK	70442	1159	137862	1159	137862	195.71
15	FEDERAL BANK	2269	20	1481	20	1481	65.27
16	JAMMU KASHMIR BANK	359	2	12	2	12	3.34
17	SOUTH INDIAN BANK	381	0	0	0	0	0.00
18	AXIS BANK	16213	21	85161	20	12746	78.62
19	HDFC BANK	84664	2387	162171	2387	162171	191.55
20	INDUSIND BANK	54892	163	4678	163	4678	8.52
21	KARNATAKA BANK	118	5	128	5	128	108.47
22	KOTAK MAHINDRA	4561	45	2769	45	2769	60.71
23	YES BANK	6812	54	6812	54	6812	100.00
24	BANDHAN BANK	85546	11	1163	11	1163	1.36
25	RBL BANK	119	11	236	11	236	198.32
26	IDFC FIRST BANK Ltd	347	4	210	4	210	60.52
27	Karur Vysya Bank	29	0	0	0	0	0.00
	Total Private Sector Bank	344120	4021	413481	4020	339644	98.70
	Total COMM. BANKS	1298211	15808	757567	15502	673997	51.92
	CO-OPERATIVE BANKS						
28	STATE CO-OP. BANK	0	0	0	0	0	0.00
	Total Cooperative Bank	0	0	0	0	0	0.00
	REGIONAL RURAL BANKS						
29	DAKSHIN BIHAR GRAMIN BANK	46754	0	0	0	0	0.00
30	UTTAR BIHAR GRAMIN BANK	46533	0	0	0	0	0.00
	Total Region Rural Bank	93297	0	0	0	0	0.00
	SMALL FINANCE BANK						
31	JANA SFB	2277	8	113	8	113	4.96
32	UTKARSH SFB	35144	0	0	0	0	0.00
33	UJJIVAN SFB	1998	0	0	0	0	0.00
34	ESAF SFB	744	0	0	0	0	0.00
35	UNITY SFB	0	0	0	0	0	0.00
	Total Small Financial Bank	40163	8	113	8	113	0.28
	TOTAL FOR BIHAR	1431671	15816	757680	15510	674110	47.09

STATE LEVEL BANKERS' COMMITTEE BIHAR, PATNA (CONVENOR- STATE BANK OF INDIA) FY : 2023-24									
BANK WISE PROGRESS UNDER MEDIUM ENTERPRISES (MANUFACTURING & SERVICE ADVANCES ) AS ON : 30.06.2023 ( Rs. In Lakhs)									
SL. NO.	BANK NAME	SANCTIONED				DISBURSED			
		MANUFACTURING		SERVICES		MANUFACTURING		SERVICES	
		NO.	AMOUNT	NO.	AMOUNT	NO.	AMOUNT	NO.	AMOUNT
	<b>LEAD BANKS</b>								
1	STATE BANK OF INDIA	35	5026	165	55259	35	5026	165	55259
2	CENTRAL BANK OF INDIA	13	77	13	162	13	77	13	162
3	PUNJAB NATIONAL BANK	55	241	163	17861	47	207	140	15370
4	CANARA BANK	10	6012	6	1244	10	5246	6	1209
5	UCO BANK	0	0	0	0	0	0	0	0
6	BANK OF BARODA	19	4511	6	2545	19	4511	6	2545
7	UNION BANK OF INDIA	5	1307	23	3396	5	1307	23	3396
	<b>OTHER BANKS</b>								
8	BANK OF INDIA	1	1000	14	212	1	1000	14	157
9	BANK OF MAHARASHTRA	0	0	0	0	0	0	0	0
10	INDIAN BANK	8	2250	16	1458	8	2250	16	1458
11	INDIAN OVERSEAS BANK	2	315	0	0	1	315	0	0
12	PUNJAB AND SIND BANK	49	251	0	0	49	251	0	0
	Total Public Sector Bank	197	20990	406	82137	188	20190	383	79556
	<b>PRIVATE BANKS</b>								
13	IDBI	2	275	5	826	2	111	5	796
14	ICICI BANK	36	11741	83	27394	36	11741	83	27394
15	FEDERAL BANK	0	0	4	1800	0	0	4	1800
16	JAMMU KASHMIR BANK	0	0	0	0	0	0	0	0
17	SOUTH INDIAN BANK	0	0	0	0	0	0	0	0
18	AXIS BANK	0	0	10	27500	0	0	10	2658
19	HDFC BANK	67	23575	321	50832	67	23575	321	50832
20	INDUSIND BANK	1	2000	41	6453	1	2000	41	6453
21	KARNATAKA BANK	0	0	0	0	0	0	0	0
22	KOTAK MAHINDRA	0	0	4	1507	0	0	4	1507
23	YES BANK	1	78	9	2869	1	78	9	2869
24	BANDHAN BANK	0	0	3	4394	0	0	3	504
25	RBL BANK	0	0	0	0	0	0	0	0
26	IDFC FIRST BANK Ltd	0	0	2	36	0	0	2	36
27	Karur Vysya Bank	0	0	0	0	0	0	0	0
	Total Private Sector Bank	107	37669	482	123611	107	37505	482	94849
	Total COMM. BANKS	304	58659	888	205748	295	57695	865	174405
	<b>CO-OPERATIVE BANKS</b>								
28	STATE CO-OP. BANK	0	0	0	0	0	0	0	0
	Total Cooperative Bank	0	0	0	0	0	0	0	0
	<b>REGIONAL RURAL BANKS</b>								
29	DAKSHIN BIHAR GRAMIN BANK	0	0	0	0	0	0	0	0
30	UTTAR BIHAR GRAMIN BANK	0	0	0	0	0	0	0	0
	Total Region Rural Bank	0	0	0	0	0	0	0	0
	<b>SMALL FINANCE BANK</b>								
31	JANA SFB	0	0	0	0	0	0	0	0
32	UTKARSH SFB	0	0	0	0	0	0	0	0
33	UJJIVAN SFB	0	0	0	0	0	0	0	0
34	ESAF SFB	0	0	0	0	0	0	0	0
35	UNITY SFB	0	0	0	0	0	0	0	0
	Total Small Financial Bank	0	0	0	0	0	0	0	0
	<b>TOTAL FOR BIHAR</b>	<b>304</b>	<b>58659</b>	<b>888</b>	<b>205748</b>	<b>295</b>	<b>57695</b>	<b>865</b>	<b>174405</b>

STATE LEVEL BANKERS' COMMITTEE BIHAR, PATNA							
(CONVENOR- STATE BANK OF INDIA) FY: 2023-24							
BANK WISE PROGRESS UNDER MEDIUM ENTERPRISES (MANUFACTURING + SERVICE ADVANCES) AS ON : 30.06.2023							
SL. NO.	BANK NAME	TARGET	SANCTIONED		DISBURSED		ACHIEV %AGE
		AMOUNT	NO.	AMOUNT	NO.	AMOUNT	AMOUNT
Rs. in Lakhs							
LEAD BANKS							
1	STATE BANK OF INDIA	74876	200	60285	200	60285	80.51
2	CENTRAL BANK OF INDIA	37099	26	239	26	239	0.64
3	PUNJAB NATIONAL BANK	66621	218	18102	187	15577	23.38
4	CANARA BANK	22716	16	7256	16	6455	28.38
5	UCO BANK	14185	0	0	0	0	0
6	BANK OF BARODA	26766	25	7056	25	7056	26.36
7	UNION BANK OF INDIA	13579	28	4703	28	4703	34.63
OTHER BANKS							
8	BANK OF INDIA	17440	15	1212	15	1157	6.63
9	BANK OF MAHARASHTRA	943	0	0	0	0	0
10	INDIAN BANK	27036	24	3708	24	3708	13.72
11	INDIAN OVERSEAS BANK	5418	2	315	1	315	5.81
12	PUNJAB AND SIND BANK	1837	49	251	49	251	13.66
	Total Public Sector Bank	308546	603	103127	571	99746	32.33
PRIVATE BANKS							
13	IDBI	5618	7	1101	7	907	16.14
14	ICICI BANK	22772	119	39135	119	39135	171.86
15	FEDERAL BANK	735	4	1800	4	1800	244.9
16	JAMMU KASHMIR BANK	116	0	0	0	0	0
17	SOUTH INDIAN BANK	123	0	0	0	0	0
18	AXIS BANK	5252	10	27500	10	2658	50.61
19	HDFC BANK	27385	388	74407	388	74407	271.71
20	INDUSIND BANK	17754	42	8453	42	8453	47.61
21	KARNATAKA BANK	38	0	0	0	0	0
22	KOTAK MAHINDRA	1471	4	1507	4	1507	102.45
23	YES BANK	2204	10	2947	10	2947	133.71
24	BANDHAN BANK	27663	3	4394	3	504	1.82
25	RBL BANK	39	0	0	0	0	0
26	IDFC FIRST BANK Ltd	112	2	36	2	36	32.14
27	Karur Vysya Bank	9	0	0	0	0	0
	Total Private Sector Bank	111291	589	161280	589	132354	118.93
	Total COM.M. BANKS	419837	1192	264407	1160	232100	55.28
CO-OPERATIVE BANKS							
28	STATE CO-OP. BANK	0	0	0	0	0	0
	Total Cooperative Bank	0	0	0	0	0	0
REGIONAL RURAL BANKS							
29	DAKSHIN BIHAR GRAMIN BANK	15125	0	0	0	0	0
30	UTTAR BIHAR GRAMIN BANK	15048	0	0	0	0	0
	Total Region Rural Bank	30173	0	0	0	0	0
SMALL FINANCE BANK							
31	JANA SFB	735	0	0	0	0	0
32	UTKARSH SFB	11363	0	0	0	0	0
33	UJJIVAN SFB	641	0	0	0	0	0
34	ESAF SFB	240	0	0	0	0	0
35	UNITY SFB	0	0	0	0	0	0
	Total Small Financial Bank	12979	0	0	0	0	0
	TOTAL FOR BIHAR	452989	1192	264407	1160	232100	50.13

**STATE LEVEL BANKERS' COMMITTEE BIHAR, PATNA**  
**(CONVENOR- STATE BANK OF INDIA) FY : 2023-24**

psb59minutes.com As on 30.06.2023

SI NO.	BANK NAME	No. of Applications Received by Banks	Sanctioned by Banks		Disbursed	
			No. of A/C	Amount	No. of A/C	Amount
	<b>LEAD BANKS</b>					
1	STATE BANK OF INDIA	83	27	2285	27	2285
2	CENTRAL BANK OF INDIA	18	18	9	18	8
3	PUNJAB NATIONAL BANK	0	0	0	0	0
4	CANARA BANK	12	12	62	12	62
5	UCO BANK	84	74	156	71	145
6	BANK OF BARODA	79	10	21	8	15
7	UNION BANK OF INDIA	0	0	0	0	0
	<b>OTHER BANKS</b>					
8	BANK OF INDIA	22	7	12	7	12
9	BANK OF MAHARASHTRA	0	0	0	0	0
10	INDIAN BANK	0	0	0	0	0
11	INDIAN OVERSEAS BANK	17	8	35	8	35
12	PUNJAB AND SIND BANK	2	0	0	0	0
	<b>Total Public Sector Bank</b>	<b>317</b>	<b>156</b>	<b>2580</b>	<b>151</b>	<b>2562</b>
	<b>PRIVATE BANKS</b>					
13	IDBI	0	0	0	0	0
14	ICICI BANK	0	0	0	0	0
15	FEDERAL BANK	0	0	0	0	0
16	JAMMU KASHMIR BANK	0	0	0	0	0
17	SOUTH INDIAN BANK	4	3	10	3	10
18	AXIS BANK	0	0	0	0	0
19	HDFC BANK	0	0	0	0	0
20	INDUSIND BANK	0	0	0	0	0
21	KARNATAKA BANK	0	0	0	0	0
22	KOTAK MAHINDRA	0	0	0	0	0
23	YES BANK	0	0	0	0	0
24	BANDHAN BANK	0	0	0	0	0
25	RBL BANK	0	0	0	0	0
26	IDFC FIRST BANK Ltd	0	0	0	0	0
27	Karur Vysya Bank	0	0	0	0	0
	<b>Total Private Sector Bank</b>	<b>4</b>	<b>3</b>	<b>10</b>	<b>3</b>	<b>10</b>
	<b>Total COMM. BANKS</b>	<b>321</b>	<b>159</b>	<b>2590</b>	<b>154</b>	<b>2572</b>
	<b>CO-OPERATIVE BANKS</b>					
28	STATE CO-OP. BANK	0	0	0	0	0
	<b>Total Cooperative Bank</b>	<b>0</b>	<b>0</b>	<b>0</b>	<b>0</b>	<b>0</b>
	<b>REGIONAL RURAL BANKS</b>					
29	DAKSHIN BIHAR GRAMIN BANK	0	0	0	0	0
30	UTTAR BIHAR GRAMIN BANK	0	0	0	0	0
	<b>Total Region Rural Bank</b>	<b>0</b>	<b>0</b>	<b>0</b>	<b>0</b>	<b>0</b>
	<b>SMALL FINANCE BANK</b>					
31	JANA SFB	0	0	0	0	0
32	UTKARSH SFB	0	0	0	0	0
33	UJJIVAN SFB	0	0	0	0	0
34	ESAF SFB	0	0	0	0	0
35	UNITY SFB	0	0	0	0	0
	<b>Total Small Financial Bank</b>	<b>0</b>	<b>0</b>	<b>0</b>	<b>0</b>	<b>0</b>
	<b>TOTAL FOR BIHAR</b>	<b>321</b>	<b>159</b>	<b>2590</b>	<b>154</b>	<b>2572</b>

STATE LEVEL BANKERS' COMMITTEE BIHAR, PATNA					
(CONVENOR- STATE BANK OF INDIA) FY : 2019-20					
BANK WISE PROGRESS UNDER CGTMSE Coverage As On: 30.06.2023					
(Rs. In Lakh)					
SL. NO.	BANK NAME	SANCTIONED		DISBURSED	
		No	Amt	NO	AMOUNT
1	STATE BANK OF INDIA	338	4200	338	4200
2	CENTRAL BANK OF INDIA	44	40	40	35
3	PUNJAB NATIONAL BANK	3051	11078	2609	10739
4	CANARA BANK	4160	19692	3246	19522
5	UCO BANK	3241	17728	3205	15234
6	BANK OF BARODA	1525	745	1525	745
7	UNION BANK OF INDIA	1282	9861	1282	9861
	OTHER BANKS				
8	BANK OF INDIA	430	3905	430	2557
9	BANK OF MAHARASHTRA	1622	9850	1622	9850
10	INDIAN BANK	2750	19579	2750	19579
11	INDIAN OVERSEAS BANK	118	582	118	582
12	PUNJAB AND SIND BANK	10	104	10	104
	Total Public Sector Bank	18571	97364	17175	93008
	PRIVATE BANKS				
13	IDBI	18	538	18	538
14	ICICI BANK	0	0	0	0
15	FEDERAL BANK	0	0	0	0
16	JAMMU KASHMIR BANK	29	80	29	80
17	SOUTH INDIAN BANK	2	7	2	7
18	AXIS BANK	4	269	4	269
19	HDFC BANK	110	5139	110	5139
20	INDUSIND BANK	0	0	0	0
21	KARNATAKA BANK	13	81	13	81
22	KOTAK MAHINDRA	0	0	0	0
23	YES BANK	4	90	4	90
24	BANDHAN BANK	0	0	0	0
25	RBL BANK	0	0	0	0
26	IDFC FIRST BANK Ltd	0	0	0	0
27	Karur Vysya Bank	0	0	0	0
	Total Private Sector Bank	180	6204	180	6204
	Total COMM. BANKS	18751	103568	17355	99212
	CO-OPERATIVE BANKS				
28	STATE CO-OP. BANK	0	0	0	0
	Total Cooperative Bank	0	0	0	0
	REGIONAL RURAL BANKS				
29	DAKSHIN BIHAR GRAMIN BANK	8	2	8	2
30	UTTAR BIHAR GRAMIN BANK	1289	4206	1209	4206
	Total Region Rural Bank	1297	4208	1217	4208
	SMALL FINANCE BANK				
31	JANA SFB	0	0	0	0
32	UTKARSH SFB	0	0	0	0
33	UJJIVAN SFB	0	0	0	0
34	ESAF SFB	0	0	0	0
35	UNITY SFB	0	0	0	0
	Total Small Financial Bank	0	0	0	0
	TOTAL FOR BIHAR	20048	107776	18572	103420

STATE LEVEL BANKERS' COMMITTEE BIHAR, PATNA							
(CONVENOR- STATE BANK OF INDIA) FY : 2023-24							
BANK WISE PROGRESS UNDER SMALL ROAD TRANSPORT AS ON 30.06.2023							
							(Rs. In Lakh)
SL. NO.	BANK NAME	TARGET	SANCTIONED		DISBURSED		ACHIEV %AGE
		NO.	NO.	AMOUNT	NO.	AMOUNT	NO.
1	STATE BANK OF INDIA	1920	10	125	10	125	0.52
2	CENTRAL BANK OF INDIA	840	0	0	0	0	0.00
3	PUNJAB NATIONAL BANK	1280	0	0	0	0	0.00
4	CANARA BANK	420	0	0	0	0	0.00
5	UCO BANK	800	0	0	0	0	0.00
6	BANK OF BARODA	700	5	25	5	25	0.71
7	UNION BANK OF INDIA	320	183	235	183	235	57.19
	<b>OTHER BANKS</b>						
8	BANK OF INDIA	540	89	1069	89	976	16.48
9	BANK OF MAHARASHTRA	40	0	0	0	0	0.00
10	INDIAN BANK	540	0	0	0	0	0.00
11	INDIAN OVERSEAS BANK	120	0	0	0	0	0.00
12	PUNJAB AND SIND BANK	40	0	0	0	0	0.00
	<b>Total Public Sector Bank</b>	<b>7560</b>	<b>287</b>	<b>1454</b>	<b>287</b>	<b>1361</b>	<b>3.80</b>
	<b>PRIVATE BANKS</b>						
13	IDBI	80	0	0	0	0	0.00
14	ICICI BANK	160	0	0	0	0	0.00
15	FEDERAL BANK	4	0	0	0	0	0.00
16	JAMMU KASHMIR BANK	4	0	0	0	0	0.00
17	SOUTH INDIAN BANK	4	0	0	0	0	0.00
18	AXIS BANK	160	0	0	0	0	0.00
19	HDFC BANK	160	0	0	0	0	0.00
20	INDUSIND BANK	172	0	0	0	0	0.00
21	KARNATAKA BANK	4	0	0	0	0	0.00
22	KOTAK MAHINDRA	4	0	0	0	0	0.00
23	YES BANK	4	0	0	0	0	0.00
24	BANDHAN BANK	4	0	0	0	0	0.00
25	RBL BANK	0	0	0	0	0	0.00
26	IDFC FIRST BANK Ltd	0	0	0	0	0	0.00
27	Karur Vysya Bank	0	0	0	0	0	0.00
	<b>Total Private Sector Bank</b>	<b>760</b>	<b>0</b>	<b>0</b>	<b>0</b>	<b>0</b>	<b>0.00</b>
	<b>Total COMM. BANKS</b>	<b>8320</b>	<b>287</b>	<b>1454</b>	<b>287</b>	<b>1361</b>	<b>3.45</b>
	<b>CO-OPERATIVE BANKS</b>	<b>0</b>					
28	STATE CO-OP. BANK	0	0	0	0	0	0.00
	<b>Total Cooperative Bank</b>	<b>0</b>	<b>0</b>	<b>0</b>	<b>0</b>	<b>0</b>	<b>0.00</b>
	<b>REGIONAL RURAL BANKS</b>	<b>0</b>					
29	DAKSHIN BIHAR GRAMIN BANK	280	212	404	212	404	75.71
30	UTTAR BIHAR GRAMIN BANK	200	56	430	53	364	26.50
	<b>Total Region Rural Bank</b>	<b>480</b>	<b>268</b>	<b>834</b>	<b>265</b>	<b>768</b>	<b>55.21</b>
	<b>SMALL FINANCE BANK</b>						
31	JANA SFB	0	0	0	0	0	0.00
32	UTKARSH SFB	0	0	0	0	0	0.00
33	UJJIVAN SFB	0	0	0	0	0	0.00
34	ESAF SFB	0	0	0	0	0	0.00
35	UNITY SFB	0	0	0	0	0	0.00
	<b>Total Small Financial Bank</b>	<b>0</b>	<b>0</b>	<b>0</b>	<b>0</b>	<b>0</b>	<b>0.00</b>
	<b>TOTAL FOR BIHAR</b>	<b>8800</b>	<b>555</b>	<b>2288</b>	<b>552</b>	<b>2129</b>	<b>6.27</b>







STATE LEVEL BANKERS' COMMITTEE BIHAR, PATNA							
(CONVENOR- STATE BANK OF INDIA) FY:- 2023-24							
BANK WISE OUTSTANDING AND NPA UNDER KISAN CREDIT CARD AS ON 30.06.2023							
(Amount in Rs.Lakh)							
SL. NO.	BANKS NAME	KISSAN CREDIT CARD OUTSTANDING		NPA IN KCC		NPA %	
		NO.	O/S AMOUNT	NO.	NPA AMOUNT	NO.	AMOUNT
	<b>LEAD BANKS</b>						
1	STATE BANK OF INDIA	257580	200127	147617	102357	57.31	51.15
2	CENTRAL BANK OF INDIA	259342	187165	184633	131957	71.19	70.50
3	PIUNJAB NATIONAL BANK	251112	174994	180690	124819	71.96	71.33
4	CANARA BANK	66277	58363	28250	23872	42.62	40.90
5	UCO BANK	193045	110574	17634	18702	9.13	16.91
6	BANK OF BARODA	146984	125949	25223	24477	17.16	19.43
7	UNION BANK OF INDIA	100387	85621	14723	13249	14.67	15.47
	<b>OTHER BANKS</b>						
8	BANK OF INDIA	106518	63211	58976	30225	55.37	47.82
9	BANK OF MAHARASHTRA	128	170	0	0	0.00	0.00
10	INDIAN BANK	53537	67913	38234	47619	71.42	70.12
11	INDIAN OVERSEAS BANK	2638	3200	934	1160	35.41	36.25
12	PUNJAB AND SIND BANK	117	501	5	21	4.27	4.19
	Total Public Sector Bank	1437665	1077788	696919	518458	48.48	48.10
	<b>PRIVATE BANKS</b>						
13	IDBI	6777	5205	5064	3310	74.72	63.59
14	ICICI BANK	4389	20348	0	0	0.00	0.00
15	FEDERAL BANK	42	96	2	1	4.76	1.04
16	JAMMU KASHMIR BANK	0	0	0	0	0.00	0.00
17	SOUTH INDIAN BANK	0	0	0	0	0.00	0.00
18	AXIS BANK	105	345	0	0	0.00	0.00
19	HDFC BANK	441408	159260	0	0	0.00	0.00
20	INDUSIND BANK	0	0	0	0	0	0
21	KARNATAKA BANK	0	0	0	0	0	0
22	KOTAK MAHINDRA	0	0	0	0	0	0
23	YES BANK	564	82	0	0	0	0
24	BANDHAN BANK	0	0	0	0	0	0
25	RBL BANK	0	0	0	0	0	0
26	IDFC FIRST BANK Ltd	0	0	0	0	0	0
27	Karur Vysya Bank	0	0	0	0	0	0
	Total Private Sector Bank	453285	185336	5066	3311	1.12	1.79
	Total COMM. BANKS	1896950	1263124	701985	521769	37.12	41.31
	<b>CO-OPERATIVE BANKS</b>						
28	STATE CO-OP. BANK	426310	75675	212623	34899	49.88	46.12
	Total Cooperative Bank	426310	75675	212623	34899	49.88	46.12
	<b>REGIONAL RURAL BANKS</b>						
29	DAKSHIN BIHAR GRAMIN BANK	665862	522123	484804	426717	72.81	81.73
30	UTTAR BIHAR GRAMIN BANK	898068	708243	162577	130214	18.10	18.39
	Total Region Rural Bank	1563930	1230366	647381	556931	41.39	45.27
	<b>SMALL FINANCE BANK</b>						
31	JANA SFB	0	0	0	0	0.00	0.00
32	UTKARSH SFB	0	0	0	0	0.00	0.00
33	UJJIVAN SFB	0	0	0	0	0.00	0.00
34	ESAF SFB	0	0	0	0	0.00	0.00
35	UNITY SFB	0	0	0	0	0	0
	Total Small Financial Bank	0	0	0	0	0	0
	<b>TOTAL FOR BIHAR</b>	<b>3881190</b>	<b>2569165</b>	<b>1561989</b>	<b>1113599</b>	<b>40.25</b>	<b>43.34</b>

STATE LEVEL BANKERS' COMMITTEE BIHAR, PATNA							
(CONVENOR- STATE BANK OF INDIA) FY : 2023-24							
BANK-WISE AGRICULTURE LOAN OUTSTANDING TO SMALL, MARGINAL & OTHER FARMERES AS ON 30.06.2023							
Rs. In Lakh							
SL. NO.	BANKS NAME	SMALL FARMERS		MARGINAL FARMERS		OTHER FARMERS	
		NO.	O/S AMOUNT	NO.	O/S AMOUNT	NO.	O/S AMOUNT
	<b>LEAD BANKS</b>						
1	STATE BANK OF INDIA	49590	75154	393564	341763	76214	175603
2	CENTRAL BANK OF INDIA	96927	165575	155417	240677	104128	137416
3	PUNJAB NATIONAL BANK	119773	96181	218009	175069	92239	217095
4	CANARA BANK	33695	47592	6286	16285	69735	119465
5	UCO BANK	75824	18195	49749	15052	116700	129067
6	BANK OF BARODA	61772	49440	77678	74166	43880	97352
7	UNION BANK OF INDIA	42881	68710	45838	19498	17210	40240
	<b>OTHER BANKS</b>						
8	BANK OF INDIA	31856	43296	142177	85129	49282	118029
9	BANK OF MAHARASHTRA	0	0	0	0	1419	5865
10	INDIAN BANK	35790	42644	37476	48362	49425	92821
11	INDIAN OVERSEAS BANK	593	1278	1896	3618	2452	10055
12	PUNJAB AND SIND BANK	0	0	0	0	218	903
	<b>Total Public Sector Bank</b>	<b>548701</b>	<b>608065</b>	<b>1128090</b>	<b>1019619</b>	<b>622902</b>	<b>1143911</b>
	<b>PRIVATE BANKS</b>						
13	IDBI	43427	23926	25645	19543	1175	5732
14	ICICI BANK	0	0	0	0	64213	106727
15	FEDERAL BANK	163	347	983	1116	3724	5485
16	JAMMU KASHMIR BANK	0	0	0	0	1	1
17	SOUTH INDIAN BANK	0	0	0	0	0	0
18	AXIS BANK	0	0	0	0	68035	160915
19	HDFC BANK	0	0	0	0	443671	222292
20	INDUSIND BANK	0	0	0	0	2446574	591749
21	KARNATAKA BANK	0	0	0	0	7	545
22	KOTAK MAHINDRA	70907	25831	400616	135578	1	18
23	YES BANK	8861	2242	0	0	288	498
24	BANDHAN BANK	0	0	0	0	328801	122005
25	RBL BANK	491368	108801	229489	95726	21367	15404
26	IDFC FIRST BANK Ltd	20994	5450	44446	10980	34130	11288
27	Karur Vysya Bank	0	0	0	0	0	0
	<b>Total Private Sector Bank</b>	<b>635720</b>	<b>166597</b>	<b>701179</b>	<b>262943</b>	<b>3411987</b>	<b>1242659</b>
	<b>Total COM.M. BANKS</b>	<b>1184421</b>	<b>774662</b>	<b>1829269</b>	<b>1282562</b>	<b>4034889</b>	<b>2386570</b>
	<b>CO-OPERATIVE BANKS</b>						
28	STATE CO-OP. BANK	370874	448985	123625	149662	7768	3136
	<b>Total Cooperative Bank</b>	<b>370874</b>	<b>448985</b>	<b>123625</b>	<b>149662</b>	<b>7768</b>	<b>3136</b>
	<b>REGIONAL RURAL BANKS</b>						
29	DAKSHIN BIHAR GRAMIN BANK	322244	45497	469313	53902	213314	809512
30	UTTAR BIHAR GRAMIN BANK	716106	451950	439170	295259	684	261
	<b>Total Region Rural Bank</b>	<b>1038350</b>	<b>497447</b>	<b>908483</b>	<b>349161</b>	<b>213998</b>	<b>809773</b>
	<b>SMALL FINANCE BANK</b>						
31	JANA SFB	81754	30978	0	0	69626	23729
32	UTKARSH SFB	356783	134691	362763	122894	0	1
33	UJJIVAN SFB	281964	110292	4580	1037	14730	7654
34	ESAF SFB	0	0	0	0	29867	8049
35	UNITY SFB	5597	1838	25074	7721	958	315
	<b>Total Small Financial Bank</b>	<b>726098</b>	<b>277799</b>	<b>392417</b>	<b>131652</b>	<b>115181</b>	<b>39748</b>
	<b>TOTAL FOR BIHAR</b>	<b>3319743</b>	<b>1998893</b>	<b>3253794</b>	<b>1913037</b>	<b>4371836</b>	<b>3239227</b>

STATE LEVEL BANKERS' COMMITTEE BIHAR, PATNA				
(CONVENOR- STATE BANK OF INDIA) FY : 2023-24				
RETURN UPTO THE QUARTER ENDED June 2023 ATM IN KCC				
SL. NO.	BANK NAME	KCC OUTSTANDING NO. OF ACCOUNTS	SMART CARD/ATM ENABLED CARD ISSUED DURING THE FY 2023-24	SMART CARD/ATM ENABLED CARD ISSUED (CUMULATIVE) AS ON 30.06.2023
	<b>LEAD BANKS</b>			
1	STATE BANK OF INDIA	257580	2333	257395
2	CENTRAL BANK OF INDIA	259342	35	265440
3	PUNJAB NATIONAL BANK	251112	0	206566
4	CANARA BANK	66277	0	64548
5	UCO BANK	193045	0	112188
6	BANK OF BARODA	146984	0	111789
7	UNION BANK OF INDIA	100387	240	99107
	<b>OTHER BANKS</b>			
8	BANK OF INDIA	106518	0	138606
9	BANK OF MAHARASHTRA	128	0	457
10	INDIAN BANK	53537	0	81540
11	INDIAN OVERSEAS BANK	2638	0	2638
12	PUNJAB AND SIND BANK	117	0	0
	<b>Total Public Sector Bank</b>	<b>1437665</b>	<b>2608</b>	<b>1340274</b>
	<b>PRIVATE BANKS</b>			
13	IDBI	6777	0	0
14	ICICI BANK	4389	0	0
15	FEDERAL BANK	42	0	0
16	JAMMU KASHMIR BANK	0	0	0
17	SOUTH INDIAN BANK	0	0	0
18	AXIS BANK	400	0	0
19	HDFC BANK	441408	0	0
20	INDUSIND BANK	0	0	0
21	KARNATAKA BANK	0	0	0
22	KOTAK MAHINDRA	0	0	0
23	YES BANK	564	0	0
24	BANDHAN BANK	0	0	0
25	RBL BANK	0	0	0
26	IDFC FIRST BANK Ltd	0	0	0
27	Karur Vysya Bank	0	0	0
	<b>Total Private Sector Bank</b>	<b>453580</b>	<b>0</b>	<b>0</b>
	<b>Total COMM. BANKS</b>	<b>1891245</b>	<b>2608</b>	<b>1340274</b>
	<b>CO-OPERATIVE BANKS</b>			
28	STATE CO-OP. BANK	426310	244	201561
	<b>Total Cooperative Bank</b>	<b>426310</b>	<b>244</b>	<b>201561</b>
	<b>REGIONAL RURAL BANKS</b>			
29	DAKSHIN BIHAR GRAMIN BANK	665862	0	613803
30	UTTAR BIHAR GRAMIN BANK	898068	0	488827
	<b>Total Region Rural Bank</b>	<b>1563930</b>	<b>0</b>	<b>1102630</b>
	<b>SMALL FINANCE BANK</b>			
31	JANA SFB	0	0	0
32	UTKARSH SFB	0	0	0
33	UJJIVAN SFB	0	0	0
34	ESAF SFB	0	0	0
35	UNITY SFB	0	0	0
	<b>Total Small Financial Bank</b>	<b>0</b>	<b>0</b>	<b>0</b>
	<b>TOTAL FOR BIHAR</b>	<b>3881485</b>	<b>2852</b>	<b>2644465</b>

STATE LEVEL BANKERS' COMMITTEE BIHAR, PATNA									
(CONVENOR- STATE BANK OF INDIA) FY : 2023-24									
BANK WISE PROGRESS UNDER DAIRY AS ON : 30.06.2023									
SL. NO.	BANK NAME	TARGET		SANCTIONED		DISBURSED		ACHIEV %AGE	
		NO.	AMT	NO.	AMOUNT	NO.	AMOUNT	NO.	AMT
	<b>LEAD BANKS</b>								
1	STATE BANK OF INDIA	28721	68647	16	12	16	12	0.06	0.02
2	CENTRAL BANK OF INDIA	12492	29862	45	37	45	37	0.36	0.12
3	PUNJAB NATIONAL BANK	20399	48760	5	42	4	21	0.02	0.04
4	CANARA BANK	9077	21699	35	225	32	215	0.35	0.99
5	UCO BANK	6869	16427	41	57	35	42	0.51	0.26
6	BANK OF BARODA	8548	20444	45	90	45	45	0.53	0.22
7	UNION BANK OF INDIA	3498	8362	132	217	132	217	3.77	2.60
	<b>OTHER BANKS</b>								
8	BANK OF INDIA	10068	24068	7	23	7	23	0.07	0.10
9	BANK OF MAHARASHTRA	10	32	4	10	4	10	40.00	31.25
10	INDIAN BANK	8671	20723	17	91	17	91	0.20	0.44
11	INDIAN OVERSEAS BANK	1752	4193	29	92	29	92	1.66	2.19
12	PUNJAB AND SIND BANK	381	920	0	0	0	0	0.00	0.00
	Total Public Sector Bank	110486	264137	376	896	366	805	0.33	0.30
	<b>PRIVATE BANKS</b>								
13	IOBI	150	371	0	0	0	0	0.00	0.00
14	ICICI BANK	1762	4207	0	0	0	0	0.00	0.00
15	FEDERAL BANK	234	559	0	0	0	0	0.00	0.00
16	JAMMU KASHMIR BANK	0	0	0	0	0	0	0.00	0.00
17	SOUTH INDIAN BANK	0	0	0	0	0	0	0.00	0
18	AXIS BANK	1363	3268	0	0	0	0	0.00	0
19	HDFC BANK	4234	10120	0	0	0	0	0.00	0.00
20	INDUSIND BANK	1194	2862	0	0	0	0	0.00	0.00
21	KARNATAKA BANK	29	70	0	0	0	0	0.00	0.00
22	KOTAK MAHINDRA	698	1676	0	0	0	0	0.00	0.00
23	YES BANK	145	349	0	0	0	0	0.00	0.00
24	BANDHAN BANK	15071	36016	0	0	0	0	0.00	0.00
25	RBL BANK	145	349	0	0	0	0	0.00	0.00
26	IDFC FIRST BANK Ltd	292	698	7699	3820	7699	3820	2636.64	547.28
27	Karur Vysya Bank	0	0	0	0	0	0	0.00	0.00
	Total Private Sector Bank	25317	60545	7699	3820	7699	3820	30.41	6.31
	Total COMM. BANKS	135803	324682	376	896	8065	4625	5.94	1.42
	<b>CO-OPERATIVE BANKS</b>								
28	STATE CO-OP. BANK	8996	21496	0	0	0	0	0.00	0.00
	Total Cooperative Bank	8996	21496	0	0	0	0	0.00	0.00
	<b>REGIONAL RURAL BANKS</b>								
29	DAKSHIN BIHAR GRAMIN BANK	31465	75202	317	128	317	128	1.01	0.17
30	UTTAR BIHAR GRAMIN BANK	34490	82425	1	1	1	1	0.00	0.00
	Total Region Rural Bank	65955	157627	318	129	318	129	0.48	0.08
	<b>SMALL FINANCE BANK</b>								
31	JANA SFB	1025	2447	4527	2272	4527	2272	441.66	92.85
32	UTKARSH SFB	6011	14372	0	0	0	0	0.00	0.00
33	UJJIVAN SFB	1103	2655	199	107	199	107	17.94	4.03
34	ESAF SFB	241	580	4053	1787	4053	1787	1681.74	303.1
35	UNITY SFB	0	0	0	0	0	0	0.00	0.00
	Total Small Financial Bank	8386	20054	8779	4166	8779	4166	104.69	20.77
	<b>TOTAL FOR BIHAR</b>	<b>219140</b>	<b>523859</b>	<b>17172</b>	<b>9011</b>	<b>17162</b>	<b>8920</b>	<b>7.83</b>	<b>1.70</b>

STATE LEVEL BANKERS' COMMITTEE BIHAR, PATNA									
(CONVENOR- STATE BANK OF INDIA) FY : 2023-24									
BANK WISE PERFORMANCE :KCC ANIMAL HUSBANDRY AS ON : 2023-24									
(Rs. In Lakh)									
SL. NO	BANK NAME	TARGET		KCC ANIMAL HUSBANDRY -NEW					
		NO.	AMT	SANCTION		DISBURSED		% ACHEIVEMENT	
				NO.	AMT	NO.	AMT.	NO.	AMT
	<b>LEAD BANKS</b>								
1	STATE BANK OF INDIA	22872	19898	4884	1706	4584	1530	20.04	7.69
2	CENTRAL BANK OF INDIA	10250	8918	30	35	30	16	0.29	0.18
3	PUNJAB NATIONAL BANK	17873	15548	538	730	538	730	3.01	4.70
4	CANARA BANK	6110	5312	2635	3526	2635	3461	43.13	65.15
5	UCO BANK	5465	4753	157	324	143	284	2.62	5.98
6	BANK OF BARODA	5987	5206	1223	1563	1223	1563	20.43	30.02
7	UNION BANK OF INDIA	682	593	1528	2376	1528	2376	224.05	400.67
	<b>OTHER BANKS</b>								
8	BANK OF INDIA	8365	7272	64	73	64	73	0.77	1.00
9	BANK OF MAHARASHTRA	17	17	2	5	2	5	11.76	29.41
10	INDIAN BANK	6261	5442	10	11	10	11	0.16	0.20
11	INDIAN OVERSEAS BANK	675	588	20	82	20	82	2.96	13.95
12	PUNJAB AND SIND BANK	3	3	0	0	0	0	0.00	0.00
	<b>Total Public Sector Bank</b>	<b>84560</b>	<b>73550</b>	<b>11091</b>	<b>10431</b>	<b>10777</b>	<b>10131</b>	<b>12.74</b>	<b>13.77</b>
	<b>PRIVATE BANKS</b>								
13	IDBI	1232	1072	0	0	0	0	0.00	0.00
14	ICICI BANK	1779	1547	0	0	0	0	0.00	0.00
15	FEDERAL BANK	92	80	0	0	0	0	0.00	0.00
16	JAMMU KASHMIR BANK	0	0	0	0	0	0	0.00	0.00
17	SOUTH INDIAN BANK	0	0	0	0	0	0	0.00	0.00
18	AXIS BANK	2146	1866	0	0	0	0	0.00	0.00
19	HDFC BANK	2204	1916	0	0	0	0	0.00	0.00
20	INDUSIND BANK	277	241	0	0	0	0	0.00	0.00
21	KARNATAKA BANK	0	0	0	0	0	0	0.00	0.00
22	KOTAK MAHINDRA	431	375	0	0	0	0	0.00	0.00
23	YES BANK	0	0	0	0	0	0	0.00	0.00
24	BANDHAN BANK	3896	3391	0	0	0	0	0.00	0.00
25	RBL BANK	93	81	0	0	0	0	0.00	0.00
26	IDFC FIRST BANK Ltd	92	80	0	0	0	0	0.00	0.00
27	Karur Vysya Bank	0	0	0	0	0	0	0.00	0.00
	<b>Total Private Sector Bank</b>	<b>12242</b>	<b>10649</b>	<b>0</b>	<b>0</b>	<b>0</b>	<b>0</b>	<b>0.00</b>	<b>0.00</b>
	<b>Total COMM. BANKS</b>	<b>96802</b>	<b>84199</b>	<b>11091</b>	<b>10431</b>	<b>10777</b>	<b>10131</b>	<b>11.13</b>	<b>12.03</b>
	<b>CO-OPERATIVE BANKS</b>								
28	STATE CO-OP. BANK	12458	10840	0	0	0	0	0.00	0.00
	<b>Total Cooperative Bank</b>	<b>12458</b>	<b>10840</b>	<b>0</b>	<b>0</b>	<b>0</b>	<b>0</b>	<b>0.00</b>	<b>0.00</b>
	<b>REGIONAL RURAL BANKS</b>								
29	DAKSHIN BIHAR GRAMIN BANK	20561	17888	3013	1579	3013	1579	14.65	8.83
30	UTTAR BIHAR GRAMIN BANK	30128	26212	19	20	19	17	0.06	0.06
	<b>Total Region Rural Bank</b>	<b>50689</b>	<b>44100</b>	<b>3032</b>	<b>1601</b>	<b>3032</b>	<b>1598</b>	<b>5.98</b>	<b>3.62</b>
	<b>SMALL FINANCE BANK</b>								
31	JANA SFB	430	374	0	0	0	0	0.00	0.00
32	UTKARSH SFB	5344	4645	0	0	0	0	0.00	0.00
33	UJJIVAN SFB	645	561	0	0	0	0	0.00	0.00
34	ESAF SFB	74	64	0	0	0	0	0.00	0.00
35	UNITY SFB	0	0	0	0	0	0	0.00	0.00
	<b>Total Small Financial Bank</b>	<b>6493</b>	<b>5644</b>	<b>0</b>	<b>0</b>	<b>0</b>	<b>0</b>	<b>0.00</b>	<b>0.00</b>
	<b>TOTAL FOR BIHAR</b>	<b>166442</b>	<b>144783</b>	<b>14123</b>	<b>12032</b>	<b>13809</b>	<b>11729</b>	<b>8.30</b>	<b>8.10</b>

STATE LEVEL BANKERS' COMMITTEE BIHAR, PATNA									
(CONVENOR- STATE BANK OF INDIA) FY : 2023-24									
BANK WISE PROGRESS UNDER POULTRY UNITS AS ON : 30.06.2023									
SL. NO.	BANK NAME	TARGET		SANCTIONED		DISBURSED		ACHIEV %AGE	ACHIEV %AGE
		NO.	Amt	NO.	AMOUNT	NO.	AMOUNT	NO.	AMT
	<b>LEAD BANKS</b>								
1	STATE BANK OF INDIA	9560	34322	4	227	4	227	0.04	0.66
2	CENTRAL BANK OF INDIA	4155	14930	5	85	5	85	0.12	0.57
3	PUNJAB NATIONAL BANK	6791	24386	2	40	2	36	0.03	0.15
4	CANARA BANK	3016	10849	46	624	46	216	1.53	1.99
5	UCO BANK	2284	8202	6	12	6	12	0.26	0.15
6	BANK OF BARODA	2847	10222	55	115	55	115	1.93	1.13
7	UNION BANK OF INDIA	1169	4202	52	680	52	680	4.45	16.18
	<b>OTHER BANKS</b>								
8	BANK OF INDIA	3351	12037	1	40	1	22	0.03	0.18
9	BANK OF MAHARASHTRA	9	33	0	0	0	0	0.00	0.00
10	INDIAN BANK	2879	10361	0	0	0	0	0.00	0.00
11	INDIAN OVERSEAS BANK	583	2098	3	62	3	62	0.51	2.96
12	PUNJAB AND SIND BANK	4	15	0	0	0	0	0.00	0.00
	Total Public Sector Bank	36648	131657	174	1885	174	1455	0.47	1.11
	<b>PRIVATE BANKS</b>								
13	IDBI	701	2518	13	119	13	33	1.85	1.31
14	ICICI BANK	1186	4278	0	0	0	0	0.00	0.00
15	FEDERAL BANK	77	280	0	0	0	0	0.00	0.00
16	JAMMU KASHMIR BANK	0	0	0	0	0	0	0.00	0.00
17	SOUTH INDIAN BANK	0	0	0	0	0	0	0.00	0
18	AXIS BANK	693	2472	0	0	0	0	0.00	0
19	HDFC BANK	1407	5066	0	0	0	0	0.00	0.00
20	INDUSIND BANK	399	1433	0	0	0	0	0.00	0.00
21	KARNATAKA BANK	10	35	0	0	0	0	0.00	0.00
22	KOTAK MAHINDRA	236	839	0	0	0	0	0.00	0.00
23	YES BANK	49	174	0	0	0	0	0.00	0.00
24	BANDHAN BANK	4638	16652	0	0	0	0	0.00	0.00
25	RBL BANK	49	174	0	0	0	0	0.00	0.00
26	IDFC FIRST BANK Ltd	97	349	269	132	269	132	277.32	37.82
27	Karur Vysya Bank	0	0	0	0	0	0	0.00	0.00
	Total Private Sector Bank	9542	34270	282	251	282	165	2.96	0.48
	Total COMM. BANKS	46190	165927	456	2136	456	1620	0.99	0.98
	<b>CO-OPERATIVE BANKS</b>								
28	STATE CO-OP. BANK	3104	11143	0	0	0	0	0.00	0.00
	Total Cooperative Bank	3104	11143	0	0	0	0	0.00	0.00
	<b>REGIONAL RURAL BANKS</b>								
29	DAKSHIN BIHAR GRAMIN BANK	10473	37601	0	0	0	0	0.00	0
30	UTTAR BIHAR GRAMIN BANK	10026	35994	0	0	0	0	0.00	0.00
	Total Region Rural Bank	20499	73595	0	0	0	0	0.00	0.00
	<b>SMALL FINANCE BANK</b>								
31	JANA SFB	338	1224	0	0	0	0	0.00	0.00
32	UTKARSH SFB	1997	7188	0	0	0	0	0.00	0.00
33	UJJIVAN SFB	370	1329	0	0	0	0	0.00	0.00
34	ESAF SFB	83	290	81	40	81	40	97.59	13.79
35	UNITY SFB	0	0	0	0	0	0	0.00	0.00
	Total Small Financial Bank	2788	10031	81	40	81	40	2.91	0.40
	<b>TOTAL FOR BIHAR</b>	<b>72581</b>	<b>260696</b>	<b>537</b>	<b>2176</b>	<b>537</b>	<b>1660</b>	<b>0.74</b>	<b>0.64</b>

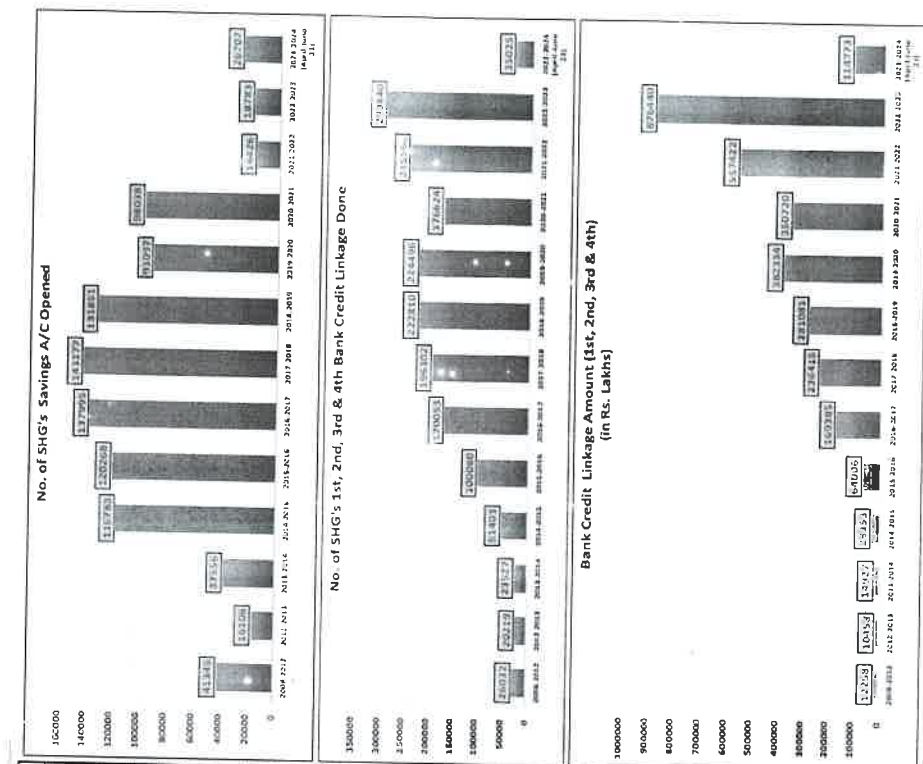


STATE LEVEL BANKERS' COMMITTEE BIHAR, PATNA									
(CONVENOR- STATE BANK OF INDIA) FY : 2023-24									
BANK WISE PROGRESS UNDER FISHERY UNITS AS ON : 30.06.2023									
SL. NO.	BANK NAME	TARGET		SANCTIONED		DISBURSED		ACHIEV %AGE	ACHIEV %AGE
		NO.	Amt	NO.	AMOUNT	NO.	AMOUNT	NO.	AMT
	<b>LEAD BANKS</b>								
1	STATE BANK OF INDIA	7181	17164	2	89	2	89	0.03	0.52
2	CENTRAL BANK OF INDIA	3126	7465	2	2	2	2	0.06	0.03
3	PUNJAB NATIONAL BANK	5100	12190	3	24	2	18	0.04	0.15
4	CANARA BANK	2272	5425	12	10	12	10	0.53	0.18
5	UCO BANK	1713	4093	8	31	8	18	0.47	0.44
6	BANK OF BARODA	2138	5110	4	9	4	9	0.19	0.18
7	UNION BANK OF INDIA	999	2379	2	26	2	26	0.20	1.09
	<b>OTHER BANKS</b>								
8	BANK OF INDIA	2517	6017	0	0	0	0	0.00	0.00
9	BANK OF MAHARASHTRA	10	33	0	0	0	0	0.00	0.00
10	INDIAN BANK	2171	5183	0	0	0	0	0.00	0.00
11	INDIAN OVERSEAS BANK	438	1040	0	0	0	0	0.00	0.00
12	PUNJAB AND SIND BANK	2	15	0	0	0	0	0.00	0.00
	<b>Total Public Sector Bank</b>	<b>27667</b>	<b>66114</b>	<b>33</b>	<b>191</b>	<b>32</b>	<b>172</b>	<b>0.12</b>	<b>0.26</b>
	<b>PRIVATE BANKS</b>								
13	IDBI	523	1246	0	0	0	0	0.00	0.00
14	ICICI BANK	907	2157	0	0	0	0	0.00	0.00
15	FEDERAL BANK	60	141	0	0	0	0	0.00	0.00
16	JAMMU KASHMIR BANK	0	0	0	0	0	0	0.00	0.00
17	SOUTH INDIAN BANK	0	0	0	0	0	0	0.00	0
18	AXIS BANK	390	937	0	0	0	0	0.00	0
19	HDFC BANK	1058	2526	0	0	0	0	0.00	0.00
20	INDUSIND BANK	298	710	0	0	0	0	0.00	0.00
21	KARNATAKA BANK	7	17	0	0	0	0	0.00	0.00
22	KOTAK MAHINDRA	173	415	0	0	0	0	0.00	0.00
23	YES BANK	36	86	0	0	0	0	0.00	0.00
24	BANDHAN BANK	2574	6156	0	0	0	0	0.00	0.00
25	RBL BANK	36	86	0	0	0	0	0.00	0.00
26	IDFC FIRST BANK Ltd	73	174	550	269	550	269	753.42	154.60
27	Karur Vysya Bank	0	0	0	0	0	0	0.00	0.00
	<b>Total Private Sector Bank</b>	<b>6135</b>	<b>14651</b>	<b>550</b>	<b>269</b>	<b>550</b>	<b>269</b>	<b>8.96</b>	<b>1.84</b>
	<b>Total COMM. BANKS</b>	<b>33802</b>	<b>80765</b>	<b>583</b>	<b>460</b>	<b>582</b>	<b>441</b>	<b>1.72</b>	<b>0.55</b>
	<b>CO-OPERATIVE BANKS</b>								
28	STATE CO-OP. BANK	2476	5929	0	0	0	0	0.00	0.00
	<b>Total Cooperative Bank</b>	<b>2476</b>	<b>5929</b>	<b>0</b>	<b>0</b>	<b>0</b>	<b>0</b>	<b>0.00</b>	<b>0.00</b>
	<b>REGIONAL RURAL BANKS</b>								
29	DAKSHIN BIHAR GRAMIN BANK	7865	18802	0	0	0	0	0.00	0
30	UTTAR BIHAR GRAMIN BANK	7531	18000	0	0	0	0	0.00	0.00
	<b>Total Region Rural Bank</b>	<b>15396</b>	<b>36802</b>	<b>0</b>	<b>0</b>	<b>0</b>	<b>0</b>	<b>0.00</b>	<b>0.00</b>
	<b>SMALL FINANCE BANK</b>								
31	JANA SFB	257	609	0	0	0	0	0.00	0.00
32	UTKARSH SFB	1501	3593	0	0	0	0	0.00	0.00
33	UJJIVAN SFB	276	659	0	0	0	0	0.00	0.00
34	ESAF SFB	64	152	280	125	280	125	437.50	82.24
35	UNITY SFB	0	0	86	40	86	40	0.00	0.00
	<b>Total Small Financial Bank</b>	<b>2098</b>	<b>5013</b>	<b>366</b>	<b>165</b>	<b>366</b>	<b>165</b>	<b>17.45</b>	<b>3.29</b>
	<b>TOTAL FOR BIHAR</b>	<b>53772</b>	<b>128509</b>	<b>949</b>	<b>625</b>	<b>948</b>	<b>606</b>	<b>1.76</b>	<b>0.47</b>

STATE LEVEL BANKERS' COMMITTEE BIHAR, PATNA									
(CONVENOR- STATE BANK OF INDIA) FY : 2023-24									
BANK WISE PERFORMANCE :KCC FISHERIES AS ON : 2023-24									
(Rs. In lakh)									
SL. NO	BANK NAME	TARGET		KCC FISHERIES -NEW					
		NO.	AMT	SANCTION		DISBURSED		% ACHEIVEMENT	
				NO.	AMT	NO.	AMT.	NO.	AMT
	LEAD BANKS								
1	STATE BANK OF INDIA	13353	11615	80	410	80	410	0.60	3.53
2	CENTRAL BANK OF INDIA	5981	5200	1	1	1	1	0.02	0.02
3	PUNJAB NATIONAL BANK	10424	9069	8	12	8	12	0.08	0.13
4	CANARA BANK	3555	3089	86	503	86	503	2.42	16.28
5	UCO BANK	3182	2767	8	26	7	21	0.22	0.76
6	BANK OF BARODA	3481	3027	45	35	45	35	1.29	1.16
7	UNION BANK OF INDIA	2772	2409	43	80	43	80	1.55	3.32
	OTHER BANKS								
8	BANK OF INDIA	4872	4237	1	2	1	2	0.02	0.05
9	BANK OF MAHARASHTRA	19	19	0	0	0	0	0.00	0.00
10	INDIAN BANK	3648	3168	0	0	0	0	0.00	0.00
11	INDIAN OVERSEAS BANK	538	471	10	304	10	304	1.86	64.54
12	PUNJAB AND SIND BANK	3	3	0	0	0	0	0.00	0.00
	Total Public Sector Bank	51828	45074	282	1373	281	1368	0.54	3.04
	PRIVATE BANKS								
13	IDBI	719	632	0	0	0	0	0.00	0.00
14	ICICI BANK	1022	889	0	0	0	0	0.00	0.00
15	FEDERAL BANK	53	46	0	0	0	0	0.00	0.00
16	JAMMU KASHMIR BANK	0	0	0	0	0	0	0.00	0.00
17	SOUTH INDIAN BANK	0	0	0	0	0	0	0.00	0.00
18	AXIS BANK	1233	1074	0	0	0	0	0.00	0.00
19	HDFC BANK	1276	1108	0	0	0	0	0.00	0.00
20	INDUSIND BANK	157	137	0	0	0	0	0.00	0.00
21	KARNATAKA BANK	0	0	0	0	0	0	0.00	0.00
22	KOTAK MAHINDRA	252	221	0	0	0	0	0.00	0.00
23	YES BANK	0	0	0	0	0	0	0.00	0.00
24	BANDHAN BANK	1543	1344	0	0	0	0	0.00	0.00
25	RBL BANK	51	45	0	0	0	0	0.00	0.00
26	IDFC FIRST BANK Ltd	53	46	0	0	0	0	0.00	0.00
27	Karur Vysya Bank	0	0	0	0	0	0	0.00	0.00
	Total Private Sector Bank	6359	5542	0	0	0	0	0.00	0.00
	Total COMM. BANKS	58187	50616	282	1373	281	1368	0.48	2.70
	CO-OPERATIVE BANKS								
28	STATE CO-OP. BANK	5468	4763	0	0	0	0	0.00	0.00
	Total Cooperative Bank	5468	4763	0	0	0	0	0.00	0.00
	REGIONAL RURAL BANKS								
29	DAKSHIN BIHAR GRAMIN BANK	18106	15752	0	0	0	0	0.00	0.00
30	UTTAR BIHAR GRAMIN BANK	17590	15303	4	6	4	4	0.02	0.03
	Total Region Rural Bank	35696	31055	4	6	4	4	0.01	0.01
	SMALL FINANCE BANK								
31	JANA SFB	252	220	0	0	0	0	0.00	0.00
32	UTKARSH SFB	3111	2705	0	0	0	0	0.00	0.00
33	UJJIVAN SFB	360	314	0	0	0	0	0.00	0.00
34	ESAF SFB	46	40	0	0	0	0	0.00	0.00
35	UNITY SFB	0	0	0	0	0	0	0.00	0.00
	Total Small Financial Bank	3769	3279	0	0	0	0	0.00	0.00
	TOTAL FOR BIHAR	103120	89713	286	1379	285	1372	0.28	1.53

STATE LEVEL BANKERS' COMMITTEE BIHAR, PATNA						
(CONVENOR- STATE BANK OF INDIA) FY ; 2023-24						
BANK-WISE PROGRESS UNDER SELF HELP GROUP AS ON 30.06.2023 (Rs. in lakh)						
SL.NO.	NAME OF BANKS	TARGET (CREDIT LINKAGE)	SAVING BANK LINKAGE DONE	CREDIT LINKAGE (SANCTION)		CREDIT LINKAGE % ACHIEV.
		NO.	NO.	NO.	AMT.	(NO.)
	<b>LEAD BANKS</b>					
1	STATE BANK OF INDIA	35441	5641	5889	16938	16.62
2	CENTRAL BANK OF INDIA	18893	1936	2329	6458	12.33
3	PUNJAB NATIONAL BANK	31256	891	2750	9055	8.80
4	CANARA BANK	8881	886	1133	3366	12.76
5	UCO BANK	8704	958	783	2158	9.00
6	BANK OF BARODA	10283	1094	2564	7911	24.93
7	UNION BANK OF INDIA	5629	302	273	828	4.85
	<b>OTHER BANKS</b>					
8	BANK OF INDIA	12808	1073	1362	4322	10.63
9	BANK OF MAHARASHTRA	66	0	0	0	0.00
10	INDIAN BANK	10905	702	743	1961	6.81
11	INDIAN OVERSEAS BANK	1309	2	5	10	0.38
12	PUNJAB AND SIND BANK	260	0	0	0	0.00
	<b>Total Public Sector Bank</b>	<b>144435</b>	<b>13485</b>	<b>17831</b>	<b>53007</b>	<b>12.35</b>
	<b>PRIVATE BANKS</b>					
13	IDBI	1581	17	9	14	0.57
14	ICICI BANK	850	39	428	1223	50.35
15	FEDERAL BANK	140	0	0	0	0.00
16	JAMMU KASHMIR BANK	14	0	0	0	0.00
17	SOUTH INDIAN BANK	0	0	0	0	0.00
18	AXIS BANK	1159	0	0	0	0.00
19	HDFC BANK	1376	0	0	0	0.00
20	INDUSIND BANK	288	0	0	0	0.00
21	KARNATAKA BANK	0	0	0	0	0.00
22	KOTAK MAHINDRA	105	0	0	0	0.00
23	YES BANK	14	0	0	0	0.00
24	BANDHAN BANK	2679	0	0	0	0.00
25	RBI BANK	0	0	0	0	0.00
26	IDFC FIRST BANK Ltd	0	0	0	0	0.00
27	Karur Vysya Bank	0	0	0	0	0.00
	<b>Total Private Sector Bank</b>	<b>8206</b>	<b>56</b>	<b>437</b>	<b>1237</b>	<b>5.33</b>
	<b>Total COMM. BANKS</b>	<b>152641</b>	<b>13541</b>	<b>18268</b>	<b>54244</b>	<b>11.97</b>
	<b>CO-OPERATIVE BANKS</b>					
28	STATE CO-OP. BANK	0	0	0	0	0.00
	<b>Total Cooperative Bank</b>	<b>0</b>	<b>0</b>	<b>0</b>	<b>0</b>	<b>0.00</b>
	<b>REGIONAL RURAL BANKS</b>					
29	DAKSHIN BIHAR GRAMIN BANK	47701	4698	7924	32485	16.61
30	UTTAR BIHAR GRAMIN BANK	49658	8468	8833	28044	17.79
	<b>Total Region Kural Bank</b>	<b>97359</b>	<b>13166</b>	<b>16757</b>	<b>60529</b>	<b>17.21</b>
	<b>SMALL FINANCE BANK</b>					
31	JANA SFB	0	0	0	0	0.00
32	UTKARSH SFB	0	0	0	0	0.00
33	UJJIVAN SFB	0	0	0	0	0.00
34	ESAF SFB	0	0	0	0	0.00
35	UNITY SFB	0	0	0	0	0.00
	<b>Total Small Financial Bank</b>	<b>0</b>	<b>0</b>	<b>0</b>	<b>0</b>	<b>0.00</b>
	<b>TOTAL FOR BIHAR</b>	<b>250000</b>	<b>26707</b>	<b>35025</b>	<b>114773</b>	<b>14.01</b>

Snapshot-Jeevika SHGs Bank Linkage Status (April 2023-June 2023)								
S. No.	Bank Name	Progress of SHGs Saving Account Opening (April 2023 to June 2023)	Progress of SHGs 1st credit linkage (April 2023 to June 2023)	Progress of SHGs 2nd credit linkage (April 2023 to June 2023)	Progress of SHGs 3rd credit linkage (April 2023 to June 2023)	Progress of SHGs 4th credit linkage (April 2023 to June 2023)	Total Credit Linkage (1st+2nd+3rd+4th) during (April 2023 to June 2023)	Progress of Credit Amount in Rs Lakhs (1st, 2nd, 3rd & 4th credit linkage) (April 2023 to June 2023)
1	Bank of Baroda	1094	545	1424	557	38	2564	7911
2	Bank of India	1073	241	609	463	49	1362	4322
3	Canara Bank	886	204	722	191	16	1133	3366
4	Central Bank of India	1936	731	1287	309	2	2329	6458
5	Dakshin Bihar Gramin Bank	4698	1119	4341	2326	138	7924	32485
6	ICICI Bank	39	228	200	0	0	428	1223
7	IDBI Bank	17	9	0	0	0	9	14
8	Indian Bank	702	268	380	95	0	743	1961
9	Indian Overseas Bank	2	1	0	4	0	5	10
10	Punjab National Bank	891	297	1535	835	83	2750	9055
11	State Bank of India	5641	1635	3145	1062	47	5889	16938
12	Uco Bank	958	238	281	252	12	783	2158
13	Union Bank of India	302	73	109	89	2	273	828
14	Uttar Bihar Gramin Bank	8468	2898	5296	580	59	8833	28044
<b>Grand Total</b>		<b>26707</b>	<b>8487</b>	<b>19329</b>	<b>6763</b>	<b>446</b>	<b>35025</b>	<b>114773</b>

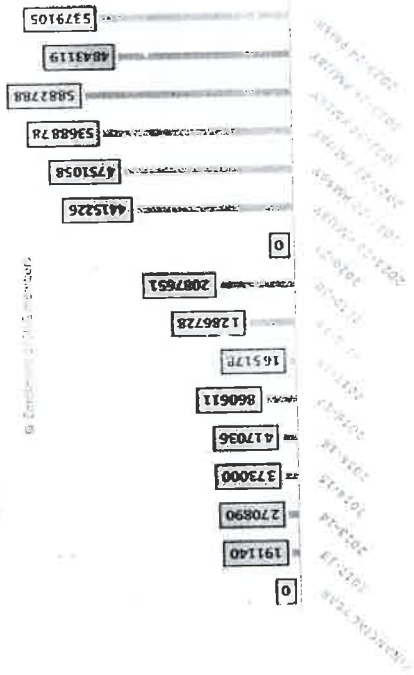


Sl. No	Financial Year	No. of SHG's Savings A/C Opened	No. of SHG's 1st, 2nd & 3rd Bank Credit Linkage Done	Bank Credit Linkage Amount (in Rs. Lakhs)
1	2008-12	41348	26032	12258
2	2009-10	41345	26032	12258
3	2010-11	57451	46251	22716
4	2011-12	16106	20219	10458
5	2012-13	95007	69758	37643
6	2013-14	37556	23527	14927
7	2014-15	21799	121181	60906
8	2015-16	116783	51403	28353
9	2016-17	312058	221264	130052
10	2017-18	120268	100180	64016
11	2018-19	479853	391312	290386
12	2019-20	137995	170053	160385
13	2020-21	613230	587616	535801
14	2021-22	143177	196302	236415
15	2022-23	745081	810426	816582
16	2023-24	131851	222810	281081
17	2024-25	336178	103492	1199216
18	2025-26	91097	224496	382334
19	2026-27	914216	1211540	1249956
20	2027-28	98038	176624	350720
21	2028-29	950642	1457112	3107358
22	2029-30	16426	248566	557422
23	2030-31	968423	1750953	2961807
24	2031-32	18783	292840	876449
25	2032-33	996152	1749977	3098580
26	2033-34	26707	35025	114775

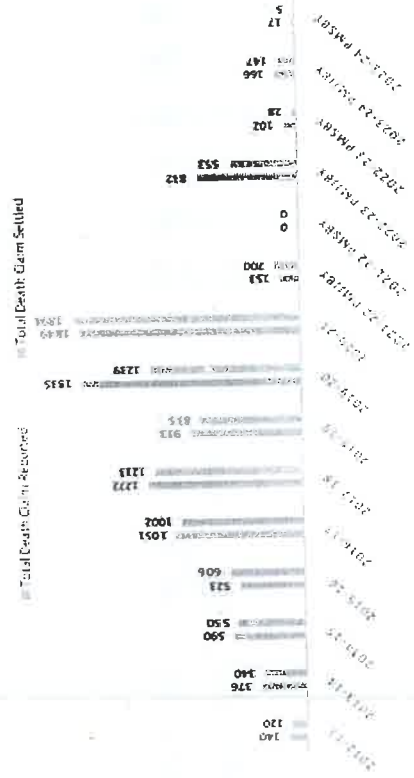
### MICROINSURANCE – YEARWISE ACHIEVEMENT

Financial Year	Enrolment of SHG members	Total Death Claim Reported	Total Death Claim Settled	Claim Settlement Amt (In Lakhs)
2012-13	191140	140	120	37.35
2013-14	270890	376	340	102.9
2014-15	373000	590	550	166.65
2015-16	417036	523	606	181.8
2016-17	860611	1051	1002	303.75
2017-18	165178	1272	1213	374.7
2018-19	1286728	913	835	1010.05
2019-20	2087651	1835	1239	2372.6
2020-21	NIL	1849	1894	3788
2021-22 PMJJBY	4415226	153	200	400
2021-22 PMSBY	4751058	0	0	0
2022-23 PMJJBY	5368878	832	553	1058.4
2022-23 PMSBY	5882788	102	28	56
2023-24 PMJJBY	4843119	166	147	285.5
2023-24 PMSBY	5379105	17	5	10
<b>Total</b>	-	<b>9819</b>	<b>8732</b>	<b>10147.71</b>

### ENROLMENT OF SHG MEMBERS



### DEATH CLAIM VS SETTLED



**STATE LEVEL BANKERS' COMMITTEE BIHAR, PATNA**  
**(CONVENOR- STATE BANK OF INDIA) FY : 2023-24**  
**BANK WISE PROGRESS UNDER EDUCATION LOAN AS ON 30.06.2023**

SL. NO.	BANK NAME	TARGET		SANCTIONED		DISBURSED		ACHIEV %AGE	ACHIEV %AGE
		NO.	AMOUNT	NO.	AMOUNT	NO.	AMOUNT	NO.	AMT
1	STATE BANK OF INDIA	7928	47485	7441	18491	7436	17625	93.79	37.12
2	CENTRAL BANK OF INDIA	3450	20682	785	1768	785	1768	22.75	8.55
3	PUNJAB NATIONAL BANK	7334	43944	1014	1505	880	1306	12.00	2.97
4	CANARA BANK	1740	10407	271	1916	271	1045	15.57	10.04
5	UCO BANK	2075	12432	93	193	87	93	4.19	0.75
6	BANK OF BARODA	3135	18777	83	835	83	302	2.65	1.61
7	UNION BANK OF INDIA	1499	8975	90	437	90	437	6.00	4.87
	OTHER BANKS								
8	BANK OF INDIA	376	2256	223	420	223	265	59.31	11.75
9	BANK OF MAHARASHTRA	404	2391	284	2042	284	1482	70.30	61.98
10	INDIAN BANK	635	3801	80	122	80	122	12.60	3.21
11	INDIAN OVERSEAS BANK	887	5291	45	810	45	810	5.07	15.31
12	PUNJAB AND SIND BANK	579	3472	3	16	3	16	0.52	0.46
	<b>Total Public Sector Bank</b>	<b>30042</b>	<b>179908</b>	<b>10412</b>	<b>28555</b>	<b>10267</b>	<b>25271</b>	<b>34.18</b>	<b>14.05</b>
	PRIVATE BANKS								
13	IDBI	214	1299	59	343	59	102	27.57	7.85
14	ICICI BANK	790	4720	188	645	188	645	23.80	13.67
15	FEDERAL BANK	360	2152	1	1	1	1	0.28	0.05
16	JAMMU KASHMIR BANK	13	77	5	25	5	25	38.46	32.47
17	SOUTH INDIAN BANK	6	33	10	21	10	21	166.67	63.64
18	AXIS BANK	2211	13273	75	1255	66	465	2.99	3.50
19	HDFC BANK	361	2157	18	21	18	21	4.99	0.97
20	INDUSIND BANK	1	5	0	0	0	0	0.00	0.00
21	KARNATAKA BANK	27	160	4	22	4	22	14.81	13.75
22	KOTAK MAHINDRA	551	3292	0	0	0	0	0.00	0.00
23	YES BANK	8	49	0	0	0	0	0.00	0.00
24	BANDHAN BANK	407	2402	0	0	0	0	0.00	0.00
25	RBL BANK	49	286	0	0	0	0	0.00	0.00
26	IDFC FIRST BANK Ltd	4	25	0	0	0	0	0.00	0.00
27	Karur Vysya Bank	12	69	0	0	0	0	0.00	0.00
	<b>Total Private Sector Bank</b>	<b>5014</b>	<b>29999</b>	<b>360</b>	<b>2333</b>	<b>351</b>	<b>1302</b>	<b>7.00</b>	<b>4.34</b>
	<b>Total COMM. BANKS</b>	<b>35056</b>	<b>209907</b>	<b>10772</b>	<b>30888</b>	<b>10618</b>	<b>26573</b>	<b>30.29</b>	<b>12.66</b>
	CO-OPERATIVE BANKS								
28	STATE CO-OP. BANK	62	361	0	0	0	0	0.00	0.00
	<b>Total Cooperative Bank</b>	<b>62</b>	<b>361</b>	<b>0</b>	<b>0</b>	<b>0</b>	<b>0</b>	<b>0.00</b>	<b>0.00</b>
	REGIONAL RURAL BANKS								
29	DAKSHIN BIHAR GRAMIN BANK	729	4360	25	46	25	46	3.43	1.06
30	UTTAR BIHAR GRAMIN BANK	159	936	4	8	4	8	2.52	0.85
	<b>Total Region Rural Bank</b>	<b>888</b>	<b>5296</b>	<b>29</b>	<b>54</b>	<b>29</b>	<b>54</b>	<b>3.27</b>	<b>1.02</b>
	SMALL FINANCE BANK								
31	JANA SFB	98	557	0	0	0	0	0.00	0.00
32	UTKARSH SFB	14	91	0	0	0	0	0.00	0.00
33	UJIVAN SFB	249	1476	0	0	0	0	0.00	0.00
34	ESAF SFB	10	50	0	0	0	0	0.00	0.00
35	UNITY SFB	0	0	0	0	0	0	0.00	0.00
	<b>Total Small Financial Bank</b>	<b>371</b>	<b>2174</b>	<b>0</b>	<b>0</b>	<b>0</b>	<b>0</b>	<b>0.00</b>	<b>0.00</b>
	<b>TOTAL FOR BIHAR</b>	<b>36377</b>	<b>217738</b>	<b>10801</b>	<b>30942</b>	<b>10647</b>	<b>26627</b>	<b>29.27</b>	<b>12.23</b>

STATE LEVEL BANKERS' COMMITTEE BIHAR, PATNA							
(CONVENOR- STATE BANK OF INDIA) FY - 2023-24							
BANK-WISE OUTSTANDING AND NPA UNDER EDUCATION LOAN AS ON 30.06.2023							
							Rs. In Lakh
SL. NO.	BANKS NAME	EDUCATION LOAN		NPA IN EDUCATION LOAN		NPA %	
		NO.	AMOUNT	NO.	AMOUNT	NO.	AMOUNT
	<b>LEAD BANKS</b>						
1	STATE BANK OF INDIA	17768	63300	904	2827	5.09	4.47
2	CENTRAL BANK OF INDIA	6584	21507	2981	8988	45.28	41.79
3	PUNJAB NATIONAL BANK	19225	53258	5801	21543	30.17	40.45
4	CANARA BANK	5285	22929	1012	3407	19.15	14.86
5	UCO BANK	8511	9209	894	2921	10.50	31.72
6	BANK OF BARODA	4214	16491	508	1396	12.06	8.47
7	UNION BANK OF INDIA	3277	13935	1180	4174	36.01	29.95
	<b>OTHER BANKS</b>						
8	BANK OF INDIA	4431	15405	988	2675	22.30	17.36
9	BANK OF MAHARASHTRA	300	1482	26	77	8.67	5.20
10	INDIAN BANK	4243	16091	2077	6745	48.95	41.92
11	INDIAN OVERSEAS BANK	577	2110	65	226	11.27	10.71
12	PUNJAB AND SIND BANK	360	468	25	152	6.94	32.48
	<b>Total Public Sector Bank</b>	<b>74775</b>	<b>236185</b>	<b>16461</b>	<b>55131</b>	<b>22.01</b>	<b>23.34</b>
	<b>PRIVATE BANKS</b>						
13	IDBI	499	1582	34	97	6.81	6.13
14	ICICI BANK	1477	6939	8	25	0.54	0.36
15	FEDERAL BANK	16	67	5	24	31.25	35.82
16	JAMMU KASHMIR BANK	12	43	0	0	0.00	0.00
17	SOUTH INDIAN BANK	11	21	0	0	0.00	0.00
18	AXIS BANK	25	178	18	51	72	30.34
19	HDFC BANK	382	930	9	17	2.36	1.83
20	INDUSIND BANK	1	4	0	0	0.00	0.00
21	KARNATAKA BANK	4	22	0	0	0.00	0.00
22	KOTAK MAHINDRA	0	0	0	0	0.00	0.00
23	YES BANK	0	0	0	0	0.00	0.00
24	BANDHAN BANK	0	0	0	0	0.00	0.00
25	RBL BANK	0	0	0	0	0.00	0.00
26	IDFC FIRST BANK Ltd	0	0	0	0	0.00	0.00
27	Karur Vysya Bank	0	0	0	0	0.00	0.00
	<b>Total Private Sector Bank</b>	<b>2427</b>	<b>9786</b>	<b>74</b>	<b>217</b>	<b>3.05</b>	<b>2.22</b>
	<b>Total COMM. BANKS</b>	<b>77202</b>	<b>245971</b>	<b>16535</b>	<b>55348</b>	<b>21.42</b>	<b>22.50</b>
	<b>CO-OPERATIVE BANKS</b>						
28	STATE CO-OP. BANK	0	0	0	0	0.00	0.00
	<b>Total Cooperative Bank</b>	<b>0</b>	<b>0</b>	<b>0</b>	<b>0</b>	<b>0.00</b>	<b>0.00</b>
	<b>REGIONAL RURAL BANKS</b>						
29	DAKSHIN BIHAR GRAMIN BANK	5343	15983	2726	8608	51.02	53.86
30	UTTAR BIHAR GRAMIN BANK	2712	6899	1676	4606	61.80	66.76
	<b>Total Region Rural Bank</b>	<b>8055</b>	<b>22882</b>	<b>4402</b>	<b>13214</b>	<b>54.65</b>	<b>57.75</b>
	<b>SMALL FINANCE BANK</b>						
31	JANA SFB	0	0	0	0	0.00	0.00
32	UTKARSH SFB	0	0	0	0	0.00	0.00
33	UJJIVAN SFB	0	0	0	0	0.00	0.00
34	ESAF SFB	2	1	0	0	0	0
35	UNITY SFB	0	0	0	0	0.00	0.00
	<b>Total Small Financial Bank</b>	<b>2</b>	<b>1</b>	<b>0</b>	<b>0</b>	<b>0.00</b>	<b>0.00</b>
	<b>TOTAL FOR BIHAR</b>	<b>85259</b>	<b>268854</b>	<b>20937</b>	<b>68562</b>	<b>24.56</b>	<b>25.50</b>



**STATE LEVEL BANKERS' COMMITTEE BIHAR, PATNA**  
(CONVENOR- STATE BANK OF INDIA)

**BANKWISE PERFORMANCE UNDER PRADHAN MANTRI MUDRA YOJANA (SHISHU CATEGORY- LOAN UP TO 50000) AS ON : June 2023**

SL NO	BANK NAME	SANCTIONED			DISBURSED			NO. OF SHISHU ACCOUNTS RENEWED SANCT/DISB AS ON June 2023 (B)			NO. OF SHISHU ACCOUNTS SANCT/DISB INCL. RENEWALS AS ON June 2023 (A+B)			(RS. IN LACS)
		NO. OF A/C	AMT	NO. OF A/C	AMT	NO. OF A/C	AMT	NO. OF A/C	AMT	NO. OF A/C	AMT	NO. OF A/C	AMT	
1	LEAD BANKS													
2	STATE BANK OF INDIA	29	14	29	14	297	133	297	133	326	147	326	147	147
3	CENTRAL BANK OF INDIA	247	65	247	65	965	373	965	373	1212	438	1212	438	438
4	PUNJAB NATIONAL BANK	1340	663	1340	663	620	305	620	305	1960	968	1960	968	968
5	CANARA BANK	1356	637	1354	592	79	34	73	28	1435	671	1427	620	620
6	UCO BANK	567	259	567	259	0	0	0	0	567	259	567	259	259
7	BANK OF BAROD	395	188	395	188	766	355	766	355	1161	543	1161	543	543
8	UNION BANK OF INDIA	1615	702	1615	702	2276	969	2276	969	3891	1671	3891	1671	1671
9	OTHER BANKS													
10	BANK OF INDIA	278	79	267	77	390	186	293	60	668	265	560	137	137
11	BANK OF MAHARASHTRA	46	21	46	21	0	0	0	0	46	21	46	21	21
12	INDIAN BANK	125	34	125	34	403	73	403	73	528	107	528	107	107
13	INDIAN OVERSEAS BANK	0	0	0	0	0	0	0	0	0	0	0	0	0
14	PUNJAB AND SIND BANK	17	8	14	7	0	0	0	0	17	8	14	7	7
15	Total Public Sector Bank	6015	2670	5999	2622	5796	2428	5693	2296	1811	5098	11692	4918	4918
16	PRIVATE BANKS													
17	IDBI	0	0	0	0	0	0	0	0	0	0	0	0	0
18	ICICI BANK	1858	533	1858	533	0	0	0	0	1858	533	1858	533	533
19	FEDERAL BANK	0	0	0	0	0	0	0	0	0	0	0	0	0
20	JAMMU KASHMIR BANK	0	0	0	0	0	0	0	0	0	0	0	0	0
21	SOUTH INDIAN BANK	0	0	0	0	0	0	0	0	0	0	0	0	0
22	AXIS BANK	0	0	0	0	0	0	0	0	0	0	0	0	0
23	HDFC BANK	28162	9695	28162	9695	28162	9695	28162	9695	56324	19590	56324	19590	19590
24	INDUSIND BANK	0	0	0	0	0	0	0	0	0	0	0	0	0
25	KARNATAKA BANK	0	0	0	0	0	0	0	0	0	0	0	0	0
26	KOTAK MAHINDRA	0	0	0	0	0	0	0	0	0	0	0	0	0
27	YES BANK	3548	1186	3548	1186	0	0	0	0	3548	1186	3548	1186	1186
28	BANDHAM BANK	0	0	0	0	0	0	0	0	0	0	0	0	0
29	RBL BANK	80664	33295	80664	33295	0	0	0	0	80664	33295	80664	33295	33295
30	IDFC FIRST BANK Ltd	11401	4587	11401	4587	0	0	0	0	11401	4587	11401	4587	4587
31	Karur Vysya Bank	0	0	0	0	0	0	0	0	0	0	0	0	0
32	Total Private Sector Bank	125633	49296	125633	49296	28162	9695	28162	9695	153795	58991	153795	58991	58991
33	Total COMM. BANKS	131648	51966	131632	51918	33958	12123	33855	11991	165606	64089	165487	63909	63909
34	CO-OPERATIVE BANKS													
35	STATE CO-OP. BANK	0	0	0	0	0	0	0	0	0	0	0	0	0
36	Total Cooperative Bank	0	0	0	0	0	0	0	0	0	0	0	0	0
37	REGIONAL RURAL BANKS													
38	DAKSHIN BIHAR GRAMIN BANK	764	214	764	198	0	0	0	0	764	214	764	198	198
39	UTTAR BIHAR GRAMIN BANK	32	15	31	12	1887	936	1885	429	1919	951	1916	441	441
40	Total Region Rural Bank	796	229	795	210	1887	936	1885	429	2683	1165	2680	639	639
41	SMALL FINANCE BANK													
42	JANA SFB	0	0	0	0	0	0	0	0	0	0	0	0	0
43	UTKARSH SFB	56178	19059	55178	19059	0	0	0	0	55178	19059	56178	19059	19059
44	UJIVAN SFB	0	0	0	0	0	0	0	0	0	0	0	0	0
45	ESAF SFB	4065	1531	4065	1534	0	0	0	0	4065	1534	4065	1534	1534
46	UNITY SFB	0	0	0	0	0	0	0	0	0	0	0	0	0
47	Total Small Financial Bank	60243	20593	60243	20593	0	0	0	0	60243	20593	60243	20593	20593
48	TOTAL FOR BIHAR	192687	72788	192670	72721	35845	13059	35740	12420	226532	85647	228410	85141	85141

STATE LEVEL BANKERS' COMMITTEE BIHAR, PATNA													
[ CONVENOR- STATE BANK OF INDIA ]													
FY : 2023-24													
BANKWISE PERFORMANCE UNDER PRAADHAN MANTRI MUDDRA YOJNA (KISHORE CATEGORY- LOAN FROM Rs.50,001 TO Rs.5,00,000) AS ON : 30.06.2025													
(Rs. In Lakh)													
TOTAL KISHORE ACCOUNTS SANCT/DISB INCL. RENEWALS AS ON JUNE 2023 (A+B)													
SL NO	BANK NAME	KISHORE ACCOUNTS SANCT/DISB EXCLUDING RENEWALS AS ON JUNE 2023 (A)				KISHORE ACCOUNTS RENEWED SANCT/DISB AS ON JUNE 2023 (B)				TOTAL KISHORE ACCOUNTS SANCT/DISB INCL. RENEWALS AS ON JUNE 2023 (A+B)			
		SANCTIONED NO. OF A/C	AMT	DISBURSED NO. OF A/C	AMT	SANCTIONED NO. OF A/C	AMT	DISBURSED NO. OF A/C	AMT	SANCTIONED NO. OF A/C	AMT	DISBURSED NO. OF A/C	AMT
	LEAD BANKS												
1	STATE BANK OF INDIA	994	2906	994	2906	3871	12672	3871	12672	4865	15578	4865	15578
2	CENTRAL BANK OF INDIA	339	657	339	657	1902	4355	1902	4355	2241	5012	2241	5012
3	PUNJAB NATIONAL BANK	2274	5761	2274	5761	2374	6855	2374	6855	4648	12616	4648	12616
4	CANARA BANK	2477	7444	2477	7444	95	282	95	282	2572	7726	2570	7491
5	UCO BANK	467	1216	467	1216	0	0	0	0	467	1216	467	1216
6	BANK OF BARODA	311	441	311	441	601	876	601	876	912	1317	912	1317
7	UNION BANK OF INDIA	3288	6762	3288	6762	3305	6772	3305	6772	6593	13534	6593	13534
	OTHER BANKS												
8	BANK OF INDIA	1215	3510	1138	3059	2387	8674	2159	3813	3602	12184	3297	6872
9	BANK OF MAHARASHTRA	583	1123	482	936	0	0	0	0	583	1123	482	936
10	INDIAN BANK	389	738	389	738	4397	4665	4397	4665	4786	5403	4786	5403
11	INDIAN OVERSEAS BANK	0	0	0	0	0	0	0	0	0	0	0	0
12	PUNJAB AND SIND BANK	23	73	0	0	0	0	0	0	23	73	0	0
	Total Public Sector Bank	12360	30631	12159	29686	18932	45151	18702	40289	31232	75782	30861	69975
	PRIVATE BANKS												
13	IDBI	0	0	0	0	0	0	0	0	0	0	0	0
14	ICICI BANK	175	728	175	728	0	0	0	0	175	728	175	728
15	FEDERAL BANK	0	0	0	0	0	0	0	0	0	0	0	0
16	JAMMU KASHMIR BANK	0	0	0	0	0	0	0	0	0	0	0	0
17	SOUTH INDIAN BANK	0	0	0	0	0	0	0	0	0	0	0	0
18	AXIS BANK	0	0	0	0	0	0	0	0	0	0	0	0
19	HDFC BANK	7305	13023	7305	13023	7305	13023	7305	13023	14610	26046	14610	26046
20	INDUSIND BANK	0	0	0	0	0	0	0	0	0	0	0	0
21	KARNATAKA BANK	6	22	6	22	6	22	6	22	12	44	12	44
22	KOTAK MAHINDRA	0	0	0	0	0	0	0	0	0	0	0	0
23	YES BANK	0	0	0	0	0	0	0	0	0	0	0	0
24	BANDHAN BANK	0	0	0	0	0	0	0	0	0	0	0	0
25	RBL BANK	0	0	0	0	0	0	0	0	0	0	0	0
26	IDFC FIRST BANK Ltd	9018	6189	9018	6189	0	0	0	0	9018	6189	9018	6189
27	Karur Vysya Bank	0	0	0	0	0	0	0	0	0	0	0	0
	Total Private Sector Bank	16504	19962	16504	19962	7313	13045	7311	13045	23815	33007	23815	33007
	Total COMM. BANKS	28864	50593	28663	49648	26243	58196	26013	53334	55107	108789	54676	102982
	CO-OPERATIVE BANKS												
28	STATE CO-OP. BANK	0	0	0	0	0	0	0	0	0	0	0	0
	Total Cooperative Bank	0	0	0	0	0	0	0	0	0	0	0	0
	REGIONAL RURAL BANKS												
29	DAKSHIN BIHAR GRAMIN BANK	2942	6890	2942	4410	0	0	0	0	2942	6890	2942	4410
30	UTTAR BIHAR GRAMIN BANK	3852	6073	3852	2700	26434	68167	26434	27403	30286	74240	30286	30103
	Total Region Rural Bank	6794	12963	6794	7110	26434	68167	26434	27403	33228	81130	33228	34513
	SMALL FINANCE BANK												
31	JANA SFB	0	0	0	0	0	0	0	0	0	0	0	0
32	UTKARSH SFB	69680	49126	69680	49126	0	0	0	0	69680	49126	69680	49126
33	LUJIVAN SFB	0	0	0	0	0	0	0	0	0	0	0	0
34	ESAF SFB	1164	791	1164	791	0	0	0	0	1164	791	1164	791
35	UNITY SFB	0	0	0	0	0	0	0	0	0	0	0	0
	Total Small Financial Bank	70844	49917	70844	49917	0	0	0	0	70844	49917	70844	49917
	TOTAL FOR BIHAR	106502	113473	106301	106675	52677	126363	52447	80737	159179	239836	158748	187412

STATE LEVEL BANKERS' COMMITTEE BIHAR, PATNA																	
[ CONVENOR- STATE BANK OF INDIA ] FY :2023-24																	
BANKWISE PERFORMANCE UNDER PRAHDHAN MANTRI MUDDRA YOJNA (TARUJI CATEGORY- LOAN FROM P5,5,00,001 TO RS.10,00,000) AS ON : 30.06.2023																	
TOTAL TARUN ACCOUNTS SANCTY/DISB INCL RENEWALS AS ON JUNE 2023 (Rs in Lakh)																	
SL NO	BANK NAME	TARUN ACCOUNTS SANCTY/DISB EXCLUDING RENEWALS AS ON JUNE 2023 (A)						NO. OF TARUN ACCOUNTS RENEWED SANCT/DISB AS ON JUNE 2023 (B)						TOTAL TARUN ACCOUNTS SANCTY/DISB INCL RENEWALS AS ON JUNE 2023 (A+B)			
		NO. OF A/C	AMT	SANCTIONED	DISBURSED	AMT	NO. OF A/C	NO. OF A/C	AMT	SANCTIONED	DISBURSED	AMT	NO. OF A/C	NO. OF A/C	AMT	DISBURSED	AMT
1	LEAD BANKS																
2	STATE BANK OF INDIA	415	3527	415	3527	2769	24281	2769	24281	2769	24281	3184	27808	3184	27808	27808	
3	CENTRAL BANK OF INDIA	234	1324	234	1324	654	4746	654	4746	654	4746	888	6070	888	6070	6070	
4	PUNJAB NATIONAL BANK	1985	15752	1985	15752	1293	11045	1293	11045	1293	11045	3278	26797	3278	26797	26797	
5	UCO BANK	368	2952	368	2450	38	314	38	314	0	0	406	3266	406	2764	2764	
6	BANK OF BARODA	529	3963	529	3963	0	0	0	0	0	0	529	3963	529	3963	3963	
7	UNION BANK OF INDIA	140	783	140	783	330	1821	330	1821	330	1821	470	2604	470	2604	2604	
8	OTHER BANKS	893	7380	847	7380	893	7380	893	7380	893	7380	1786	14760	1740	14760	14760	
9	BANK OF INDIA	597	4825	579	4188	1638	13754	1638	13754	1539	8205	2235	18579	2118	12393	12393	
10	BANK OF MAHARASHTRA	258	1779	258	1779	0	0	0	0	0	0	258	1779	258	1779	1779	
11	INDIAN BANK	63	480	63	480	2595	13411	2595	13411	2595	13411	2658	13891	2658	13891	13891	
12	INDIAN OVERSEAS BANK	0	0	0	0	0	0	0	0	0	0	0	0	0	0	0	
13	PUNJAB AND SIND BANK	11	84	11	84	0	0	0	0	0	0	11	84	11	84	84	
14	Total Public Sector Bank	5493	42849	5425	41710	10210	76752	10111	71203	10111	71203	15703	119601	15540	112913	112913	
15	PRIVATE BANKS																
16	IDBI	0	0	0	0	0	0	0	0	0	0	0	0	0	0	0	
17	ICICI BANK	384	2873	384	2873	0	0	0	0	0	0	384	2873	384	2873	2873	
18	FEDERAL BANK	0	0	0	0	0	0	0	0	0	0	0	0	0	0	0	
19	JAMMU KASHMIR BANK	0	0	0	0	0	0	0	0	0	0	0	0	0	0	0	
20	SOUTH INDIAN BANK	0	0	0	0	0	0	0	0	0	0	0	0	0	0	0	
21	AXIS BANK	0	0	0	0	0	0	0	0	0	0	0	0	0	0	0	
22	HDFC BANK	1054	7127	1054	7127	1054	7127	1054	7127	1054	7127	2108	14254	2108	14254	14254	
23	INDUSING BANK	0	0	0	0	0	0	0	0	0	0	0	0	0	0	0	
24	KARNATAKA BANK	3	26	3	26	3	26	3	26	3	26	6	52	6	52	52	
25	KOTAK MAHINDRA	0	0	0	0	0	0	0	0	0	0	0	0	0	0	0	
26	YES BANK	8	53	8	53	0	0	0	0	0	0	8	53	8	53	53	
27	BANDHAN BANK	0	0	0	0	0	0	0	0	0	0	0	0	0	0	0	
28	RBL BANK	0	0	0	0	0	0	0	0	0	0	0	0	0	0	0	
29	IDFC FIRST BANK Ltd	62	459	62	459	0	0	0	0	0	0	62	459	62	459	459	
30	Karur Vyaya Bank	0	0	0	0	0	0	0	0	0	0	0	0	0	0	0	
31	Total Private Sector Bank	1511	10538	1511	10538	1057	7153	1057	7153	1057	7153	2568	17691	2568	17691	17691	
32	Total CO-OP. BANKS	7004	53387	6940	52248	11267	89905	11168	78356	11168	78356	18771	137292	18108	130604	130604	
33	Total CO-OP. BANK	0	0	0	0	0	0	0	0	0	0	0	0	0	0	0	
34	Total Cooperative Bank	0	0	0	0	0	0	0	0	0	0	0	0	0	0	0	
35	REGIONAL RURAL BANKS																
36	DAKSHIN BIHAR GRAMIN BANK	223	1417	223	1115	0	0	0	0	0	0	223	1417	223	1115	1115	
37	UTTAR BIHAR GRAMIN BANK	16	124	16	100	221	1581	221	1581	221	1245	237	1705	237	1345	1345	
38	Total Region Rural Bank	239	1541	239	1215	221	1581	221	1581	221	1245	460	3122	460	2460	2460	
39	SMALL FINANCE BANK																
40	JANA SFB	0	0	0	0	0	0	0	0	0	0	0	0	0	0	0	
41	UTKARSH SFB	0	0	0	0	0	0	0	0	0	0	0	0	0	0	0	
42	UJJVAN SFB	0	0	0	0	0	0	0	0	0	0	0	0	0	0	0	
43	ESAF SFB	0	0	0	0	0	0	0	0	0	0	0	0	0	0	0	
44	UNITY SFB	0	0	0	0	0	0	0	0	0	0	0	0	0	0	0	
45	Total Small Financial Bank	0	0	0	0	0	0	0	0	0	0	0	0	0	0	0	
46	TOTAL FOR BIHAR	7243	54928	7179	53463	11488	85486	11389	79601	11389	79601	18731	140014	18568	133064	133064	

**STATE LEVEL BANKERS' COMMITTEE BIHAR, PATNA**  
 (CONVENOR- STATE BANK OF INDIA)  
 FY:2023-24  
**BANKWISE PERFORMANCE UNDER PRADHAN MANTRI MUDDRA YOJNA TOTAL( LOAN UP TO 10,00,000) AS ON : 30.06.2023**  
 (Rs. in Lakh)

SL NO	BANK NAME	TOTAL ACCOUNTS SANCT/DISB EXCLUDING RENEWALS AS ON June 2023 (A)				NO. OF TOTAL ACCOUNTS RENEWED SANCT/DISB AS ON J June 2023 (B)				TOTAL ACCOUNTS SANCT/DISB INCL. RENEWALS AS ON June 2023 (A+B)			
		SANCTIONED		DISBURSED		SANCTIONED		DISBURSED		SANCTIONED		DISBURSED	
		NO. OF A/C	AMT	NO. OF A/C	AMT	NO. OF A/C	AMT	NO. OF A/C	AMT	NO. OF A/C	AMT	NO. OF A/C	AMT
1	LEAD BANKS	1438	6447	1438	6447	6937	37086	6937	37086	8375	43533	8375	43533
2	STATE BANK OF INDIA	820	2046	820	2046	3521	9474	3521	9474	4941	11520	4941	11520
3	CENTRAL BANK OF INDIA	5599	22176	5599	22176	4287	18205	4287	18205	9885	40381	9885	40381
4	PUNJAB NATIONAL BANK	4201	11033	4199	10252	212	630	204	623	4413	11663	4403	10875
5	CANARA BANK	1563	5438	1563	5438	0	0	0	0	1563	5438	1563	5438
6	UCO BANK	846	1412	846	1412	1697	3052	1697	3052	2543	4464	2543	4464
7	BANK OF BARODA	5796	14844	5750	14844	6474	15121	6474	15121	12210	29965	12224	29965
8	OTHER BANKS	2090	8414	1984	7324	4415	22614	3991	12078	6505	31028	5975	19402
9	BANK OF INDIA	887	2923	786	2736	0	0	0	0	887	2923	786	2736
10	BANK OF MAHARASHTRA	577	1252	577	1252	7395	18149	7395	18149	7972	19401	7972	19401
11	INDIAN OVERSEAS BANK	0	0	0	0	0	0	0	0	0	0	0	0
12	PUNJAB AND SIND BANK	51	165	25	91	0	0	0	0	51	165	25	91
	Total Public Sector Bank	23868	76150	23587	74018	34938	124331	34506	113788	58806	200481	58093	187806
	PRIVATE BANKS												
13	IDBI	0	0	0	0	0	0	0	0	0	0	0	0
14	ICICI BANK	2417	4134	2417	4134	0	0	0	0	2417	4134	2417	4134
15	FEDERAL BANK	0	0	0	0	0	0	0	0	0	0	0	0
16	JAMMU KASHMIR BANK	0	0	0	0	0	0	0	0	0	0	0	0
17	SOUTH INDIAN BANK	0	0	0	0	0	0	0	0	0	0	0	0
18	AXIS BANK	0	0	0	0	0	0	0	0	0	0	0	0
19	HDFC BANK	36521	29845	36521	29845	36521	29845	36521	29845	73042	59690	73042	59690
20	INDUSIND BANK	0	0	0	0	0	0	0	0	0	0	0	0
21	KARNATAKA BANK	9	48	9	48	9	48	9	48	18	96	18	96
22	KOTAK MAHINDRA	0	0	0	0	0	0	0	0	0	0	0	0
23	YES BANK	3556	1239	3556	1239	0	0	0	0	3556	1239	3556	1239
24	BANDHAN BANK	0	0	0	0	0	0	0	0	0	0	0	0
25	RBL BANK	80664	33295	80664	33295	0	0	0	0	80664	33295	80664	33295
26	IDFC FIRST BANK Ltd	20481	11235	20481	11235	0	0	0	0	20481	11235	20481	11235
27	Karur Vysya Bank	0	0	0	0	0	0	0	0	0	0	0	0
	Total Private Sector Bank	143648	79796	143648	79796	36530	29893	36530	29893	180178	109689	180178	109689
	Total COMM. BANKS	167516	155946	167235	153814	71468	154224	71036	143681	238984	310170	238271	297495
28	CO-OPERATIVE BANKS	0	0	0	0	0	0	0	0	0	0	0	0
	STATE CO-OP. BANK	0	0	0	0	0	0	0	0	0	0	0	0
	Total Cooperative Bank	0	0	0	0	0	0	0	0	0	0	0	0
29	REGIONAL RURAL BANKS	3929	8521	3929	8521	0	0	0	0	3929	8521	3929	8521
30	UTAR BIHAR GRAMIN BANK	3900	6212	3899	2812	28542	70684	28540	29077	32442	76896	32439	31889
	Total Region Rural Bank	7829	14733	7828	8535	28542	70684	28540	29077	36571	85417	36368	37612
	SMALL FINANCE BANK												
31	JANA SFB	0	0	0	0	0	0	0	0	0	0	0	0
32	UTKARSH SFB	125858	68185	125858	68185	0	0	0	0	125858	68185	125858	68185
33	UJIVAN SFB	0	0	0	0	0	0	0	0	0	0	0	0
34	ESAF SFB	5229	2325	5229	2325	0	0	0	0	5229	2325	5229	2325
35	UNITY SFB	0	0	0	0	0	0	0	0	0	0	0	0
	Total Small Financial Bank	131087	70510	131087	70510	0	0	0	0	131087	70510	131087	70510
	TOTAL FOR BIHAR	306432	241189	306150	232859	100010	224908	99576	172758	406442	466097	405726	405617

STATE LEVEL BANKERS' COMMITTEE BIHAR, PATNA (CONVENOR- STATE BANK OF INDIA) FY : 2023-24 PRADHAN MANTRI JAN DHAN ACCOUNT (PMJDY) STATUS As on 30.06.2023														
Sl. NO.	BANK NAME (1)	NO. OF PMJDY ACCOUNTS OPENED IN FY 2023-24			PMJDY ACCOUNTS IN BIHAR			ACTIVE PMJDY ACCOUNTS			TOTAL NO. OF OVERDRAFTS SANCTIONED IN FY 2023-24		TOTAL (CUM.) NO. OF OVER DRAFTS SANCTIONED	
		NUMBER OF ACCOUNTS	BALANCE IN THE ACCOUNT (Rs. In Lacs)	BALANCE IN THE ACCOUNT (Rs. In Lacs)	NUMBER OF ACCOUNTS	BALANCE IN THE ACCOUNT (Rs. In Lacs)	BALANCE IN THE ACCOUNT (Rs. In Lacs)	NUMBER OF ACCOUNTS	BALANCE IN THE ACCOUNT (Rs. In Lacs)	NUMBER OF ACCOUNTS	TOTAL AMOUNT SANCTIONED (Rs. In Lacs)	NUMBER OF ACCOUNTS	TOTAL AMOUNT SANCTIONED (Rs. In Lacs)	
	<b>LEAD BANKS</b>													
1	STATE BANK OF INDIA	162184	4245	677455	18493774	667632	3614	74	454995	11642				
2	CENTRAL BANK OF INDIA	174545	22	1498	4055717	1327	12	1	17259	2				
3	PUNJAB NATIONAL BANK	275866	426	6895018	2910	2561	2	0	210489	82				
4	CANARA BANK	33891	1715	767024	49063	550791	15963	242	256729	11842				
5	UCO BANK	38758	84	2117581	81116	1984572	416	11	36124	148				
6	BANK OF BARODA	73006	736	5719946	211453	4615594	205	10	16625	608				
7	UNION BANK OF INDIA	48504	117	1919353	50107	1561980	408	17	13205	305				
8	OTHER BANKS													
9	BANK OF INDIA	64297	825	3395176	140985	2420002	0	0	51197	627				
10	BANK OF MAHARASHTRA	0	0	0	0	0	0	0	0	0				
11	INDIAN BANK	37827	55	2319085	93032	89666	0	0	3552	1				
12	INDIAN OVERSEAS BANK	1574	21	101130	3464	9784	0	0	45	3				
13	PUNJAB AND SIND BANK	464	3	6945	245	177	6	0	52	1				
	Total Public Sector Bank	911016	8249	48280650	1311328	41885267	20626	355	1100272	25061				
	<b>PRIVATE BANKS</b>													
13	IDBI	457	9	96477	1447	1195	0	0	195	9				
14	ICICI BANK	0	0	31105	432	432	0	0	0	0				
15	FEDERAL BANK	0	0	0	0	0	0	0	0	0				
16	JAMMU KASHMIR BANK	0	0	0	0	0	0	0	0	0				
17	SOUTH INDIAN BANK	0	0	0	0	0	0	0	0	0				
18	AXIS BANK	0	0	0	0	0	0	0	0	0				
19	HDFC BANK	2175	92	100319	3137	100319	0	0	0	0				
20	INDUSIND BANK	1595	67	1595	67	1595	0	0	0	0				
21	KARNATAKA BANK	0	0	0	0	0	0	0	0	0				
22	KOTAK MAHINDRA	682	5	5433	85	2657	0	0	0	0				
23	YES BANK	0	0	15	0	0	0	0	0	0				
24	BANDHAN BANK	0	0	0	0	0	0	0	0	0				
25	RBL BANK	0	0	7910	23	2303	7	0	0	0				
26	IDFC FIRST BANK Ltd	0	0	79	3	66	0	0	0	0				
27	Karur Vysya Bank	0	0	11	7000	7000	0	0	0	0				
	Total Private Sector Bank	4909	173	242944	12194	166392	0	0	195	9				
	Total COMM. BANKS	915925	8422	48523594	1323572	42049559	20626	355	1100467	25070				
	<b>CO-OPERATIVE BANKS</b>													
28	STATE CO-OP. BANK	0	0	29361	413	744	0	0	0	0				
	Total Cooperative Bank	0	0	29361	413	744	0	0	0	0				
	<b>REGIONAL RURAL BANKS</b>													
29	DAKSHIN BIHAR GRAMIN BANK	120530	17	5548775	1893	5126140	0	0	66704	13				
30	UTTAR BIHAR GRAMIN BANK	15990	55	3525188	117406	90294	0	0	2013646	628				
	Total Region Rural Bank	136520	72	9073963	119299	7150424	0	0	2080350	641				
	<b>SMALL FINANCE BANK</b>													
31	JANA SFB	304	12	304	12	12	0	0	0	0				
32	UTKARSH SFB	0	0	0	0	0	0	0	0	0				
33	UJJVAN SFB	0	0	0	0	0	0	0	0	0				
34	ESAF SFB	0	0	0	0	0	0	0	0	0				
35	UNITY SFB	0	0	0	0	0	0	0	0	0				
	Total Small Financial Bank	304	12	304	12	12	0	0	0	0				
	<b>TOTAL FOR B'HAR</b>	1052749	8506	57627222	1443246	49241717	20626	355	1319504	25711				

STATE LEVEL BANKERS' COMMITTEE BIHAR, PATNA													
(CONVENOR- STATE BANK OF INDIA) FY : 2023-24													
PROGRESS UNDER STAND UP INDIA (RECIEVED FROM SIDBI) AS ON AS ON 30.06.2023													
(Rs. In Crore)													
Bank Name	SC			ST			Women (General)			Total			
	No Of A/Cs	Sanctioned Amt	Disbursement Amt	No Of A/Cs	Sanctioned Amt	Disbursement Amt	No Of A/Cs	Sanctioned Amt	Disbursement Amt	No Of A/Cs	Sanctioned Amt	Disbursement Amt	
Private Sector Banks													
HDFC Bank	0	0	0	0	0	0	2	0.26	0	2	0.26	0	0
Total	0	0	0	0	0	0	2	0.26	0	2	0.26	0	0
Public Sector Banks													
Bank of Baroda	0	0	0	0	0	0	1	0.1	0	1	0.1	0	0
Bank of Maharashtra	0	0	0	0	0	0	6	0.97	0.41	6	0.97	0.41	0.41
Central Bank of India	1	0.25	0.25	0	0	0	5	2.05	0.21	6	2.3	0.45	0.45
Punjab National Bank	1	0.1	0.1	0	0	0	1	0.1	0	2	0.2	0.1	0.1
State Bank of India	21	2.9	0.24	1	0.12	0	167	23.4	2.61	189	26.41	2.85	2.85
UCO Bank	0	0	0	0	0	0	6	1.39	0.8	6	1.39	0.8	0.8
Union Bank of India	0	0	0	0	0	0	3	0.4	0	3	0.4	0	0
Total	23	3.24	0.59	1	0.12	0	189	28.42	4.02	213	31.78	4.61	4.61
Grand Total	23	3.24	0.59	1	0.12	0	191	28.67	4.02	215	32.03	4.61	4.61

**STATE LEVEL BANKERS' COMMITTEE BIHAR, PATNA**

**(CONVENOR- STATE BANK OF INDIA)**

**PROGRESS UNDER STAND UP INDIA SINCE INCEPTION (RECEIVED FROM SIDBI) AS ON 30.06.2023**

Bank Name	SC			ST			Women (General)			Total		
	No Of A/Cs	Sanctioned Amt	Disbursement Amt	No Of A/Cs	Sanctioned Amt	Disbursement Amt	No Of A/Cs	Sanctioned Amt	Disbursement Amt	No Of A/Cs	Sanctioned Amt	Disbursement Amt
		(Rs. In Crore)	(Rs. In Crore)		(Rs. In Crore)	(Rs. In Crore)		(Rs. In Crore)	(Rs. In Crore)		(Rs. In Crore)	(Rs. In Crore)
<b>Private Sector Banks</b>												
HDFC Bank	10	1.65	0	3	0.56	0	207	42.91	1.52	220	45.13	1.52
ICICI Bank	0	0	0	0	0	0	14	3.73	3.73	14	3.73	3.73
IDBI Bank	13	2.23	1.78	0	0	0	59	12.6	7.23	72	14.83	9
Indusind Bank	2	0.36	0.36	0	0	0	13	2.58	2.26	15	2.94	2.62
Kotak Mahindra Bank	5	1.49	1.49	0	0	0	10	4.15	4.15	15	5.64	5.64
Yes Bank Ltd.	1	0.28	0.28	0	0	0	0	0	0	1	0.28	0.28
<b>Total</b>	<b>31</b>	<b>6.02</b>	<b>3.91</b>	<b>3</b>	<b>0.56</b>	<b>0</b>	<b>303</b>	<b>65.96</b>	<b>18.88</b>	<b>337</b>	<b>72.55</b>	<b>22.79</b>
<b>Public Sector Banks</b>												
Bank of Baroda	78	15.92	2.15	2	0.32	0.32	343	68.73	18.75	423	84.97	21.22
Bank of India	51	7.15	6.2	4	0.48	0.24	839	127.23	110.92	894	134.86	117.35
Bank of Maharashtra	5	1.25	0	0	0	0	62	10.2	3.05	67	11.45	3.05
Canara Bank	39	5.12	2.37	8	1.38	0.59	563	119.18	66.9	610	125.67	69.87
Central Bank of India	10	2.09	0.74	2	0.54	0.4	147	40.5	23.47	159	43.12	24.61
Indian Bank	49	10.78	10.59	6	1.37	1.2	291	61.27	56.8	346	73.42	68.59
Indian Overseas Bank	1	0.1	0	1	0.11	0.04	41	6.59	3.04	43	6.79	3.08
Punjab and Sind Bank	1	0.1	0	1	0.1	0.1	28	6.14	1.77	30	6.34	1.87
Punjab National Bank	89	15.33	3.88	19	3.76	1.1	746	142.86	56.35	854	161.96	61.33
State Bank of India	181	28.82	7.92	21	2.77	0.98	1693	311.99	110.51	1895	343.58	119.41
UCO Bank	12	2.67	1.75	2	0.35	0.35	207	53.15	32.74	221	56.16	34.84
Union Bank of India	14	2.43	0.69	5	0.9	0.05	319	65.51	17.69	338	68.84	18.43
<b>Total</b>	<b>530</b>	<b>91.75</b>	<b>36.3</b>	<b>71</b>	<b>12.06</b>	<b>5.37</b>	<b>5279</b>	<b>1013.34</b>	<b>501.98</b>	<b>5880</b>	<b>1117.15</b>	<b>543.64</b>
<b>Regional Rural Banks</b>												
Dakshin Bihar Gramin Bank	145	24.24	0.99	0	0	0	198	36.31	10.28	343	60.55	11.27
Uttar Bihar Gramin Bank	9	0.9	0.28	0	0	0	36	4.46	2.68	45	5.37	2.96
<b>Total</b>	<b>154</b>	<b>25.14</b>	<b>1.27</b>	<b>0</b>	<b>0</b>	<b>0</b>	<b>234</b>	<b>40.77</b>	<b>12.96</b>	<b>388</b>	<b>65.91</b>	<b>14.23</b>
<b>Grand Total</b>	<b>715</b>	<b>122.91</b>	<b>41.47</b>	<b>74</b>	<b>12.62</b>	<b>5.37</b>	<b>5816</b>	<b>1120.07</b>	<b>533.82</b>	<b>6605</b>	<b>1255.61</b>	<b>580.66</b>

STATE LEVEL BANKERS' COMMITTEE BIHAR, PATNA  
 (CONVENOR - STATE BANK OF INDIA) FY : 2022 - 23

PMEGP DATA FROM KVIC ONLINE PORTAL (1ST LOAN) 01.04.2023 TO 30.06.2023

S N	Bank Name	Forwarded to Bank		Sanctioned by Bank		Margin Money Claimed		MM Disbursed		TDR Details		Referred back for Rectification		Returned by Bank		Pending at bank		Pending for MM Disbursement		
		No of Prj.	MM (In Lakh)	No of Prj.	MM (In Lakh)	No of Prj.	MM (In Lakh)	No of Prj.	MM (In Lakh)	Udated	Yet to be Updated	No of Prj.	MM (In Lakh)	No of Prj.	MM (In Lakh)	No of Prj.	MM (In Lakh)	No of Prj.	MM (In Lakh)	No of Prj.
(A)	(B)	(F)	(G)	(H)	(I)	(J)	(K)	(L)	(M)	(N)	(O)	(P)	(Q)	(R)	(S)	(V)	(W)	(X)	(Y)	(Z)
1	AXIS BANK LTD	117	489.97	0	0	1	0.75	0	0	0	0	0	0	0	0	117	489.97	1	0.75	0
2	BANDHAN BANK LTD	57	204.87	0	0	0	0	0	0	0	0	0	0	1	3.5	56	201.37	0	0	0
3	BANK OF BARODA	775	3016.47	102	488.33	128	519.99	125	553.98	10	115	35	149.2	163	617.83	532	2010.41	89	355.02	219.12
4	BANK OF INDIA	1101	3983.82	85	261.04	107	340.54	163	574.17	1	162	40	119.65	204	757.1	827	3008.12	73	10.63	0
5	BANK OF MAHARASHTRA	103	487.39	4	16.85	7	10.63	5	18.28	0	5	5	8.06	24	104.36	76	362.19	7	10.63	0
6	BIHAR STATE COOP BANK	0	0	0	0	0	0	0	0	0	0	0	0	0	0	0	0	0	0	0
7	CANARA BANK	710	2750.23	81	329.71	84	317.16	116	440.86	5	111	32	124.31	337	1235.89	308	1250.49	52	218.5	322.08
8	CENTRAL BANK OF INDIA	1037	4246.07	159	804.77	104	476.32	166	767.81	0	166	38	195.85	442	1644.2	440	1825.06	71	229.52	17.42
9	DAKSHIN BIHAR GRAMIN BANK	1138	3372.79	118	208.32	177	377.88	165	457.38	0	169	55	121.18	59	193.72	970	2986.41	113	17.42	0
10	FEDERAL BANK	14	114.64	1	17.23	1	17.42	0	0	0	0	1	17.42	1	12.2	12	83.21	1	17.42	0
11	HDFC BANK	132	567.66	2	15.84	1	3.5	0	0	0	0	0	0	2	14	130	553.66	1	3.5	4.48
12	ICICI BANK LIMITED	65	289.48	2	1	5	4.48	0	0	0	0	0	0	2	7	63	282.45	5	4.48	15.19
13	IDBI BANK	140	524.61	6	25.27	7	37.94	6	45.1	0	6	2	8.78	40	117.63	96	389.98	4	15.19	0
14	IDFC FIRST BANK LTD	0	0	0	0	0	0	0	0	0	0	0	0	0	0	0	0	0	0	0
15	INDIAN BANK	724	2885.93	126	409.35	81	297.7	107	401.93	2	105	26	84.1	191	746.38	429	1772.65	57	215.52	54.82
16	INDIAN OVERSEAS BANK	128	571.78	33	140.42	12	55.32	18	69.09	1	17	3	26.83	40	163.93	56	266.03	11	54.82	0
17	INDUSIND BANK	15	76	0	0	0	0	0	0	0	0	0	0	0	0	15	76	0	0	0
18	JAMMU AND KASHMIR BANK LTD	9	39.7	0	0	0	0	0	0	0	0	0	0	0	0	9	39.7	0	0	0
19	JANA SFB	0	0	0	0	0	0	0	0	0	0	0	0	0	0	0	0	0	0	0
20	KARNATAKA BANK LTD	3	8.13	1	3.11	0	0	0	0	0	0	0	0	0	0	2	5	0	0	0
21	KARUR VYSYA BANK	0	0	0	0	0	0	0	0	0	0	0	0	0	0	0	0	0	0	0
22	KOTAK MAHINDRA BANK LTD	23	79.19	0	0	0	0	0	0	0	0	0	0	0	0	0	0	0	0	0
23	PUNJAB AND SIND BANK	20	88.64	2	12.25	1	1.25	2	4.93	0	2	1	1.25	3	9.99	16	75.15	1	1.25	479.31
24	PUNJAB NATIONAL BANK	2659	10598.9	303	1098.63	210	713.92	468	1684.47	6	454	62	213.89	687	2361.91	1677	6877.4	138	479.31	672.9
25	STATE BANK OF INDIA	4025	15896.1	359	924.91	277	711.83	216	725.41	10	200	93	239.28	1781	6875.81	1879	7744.66	261	672.9	138.86
26	UCO BANK	644	2134.43	78	190.68	79	183.94	88	267.08	3	85	26	60.3	401	1329.11	167	614.22	58	138.86	0
27	UJJIWAN SFB	0	0	0	0	0	0	0	0	0	0	0	0	0	0	0	0	0	0	0
28	UNION BANK OF INDIA	572	2289.37	61	243.83	87	321.41	122	532.05	1	121	32	106.2	128	477.97	392	1605.41	60	205.74	0
29	UTKARSH SMALL FINANCE BANK	0	0	0	0	0	0	0	0	0	0	0	0	0	0	0	0	0	0	0
30	UTTAR BIHAR GRAMIN BANK	744	2105.29	92	184.9	70	153.47	116	321.83	0	116	18	30.95	104	317.17	554	1591.96	35	70.54	0
31	YES BANK	0	0	0	0	0	0	0	0	0	0	0	0	0	0	0	0	0	0	0
	Total	14955	56801.4	1615	5376.44	1439	4545.45	1873	6833.77	39	1834	469	1507.22	4633	17368.9	8823	34095.5	1038	3235.15	0



**STATE LEVEL BANKERS' COMMITTEE BIHAR, PATNA**

(CONVENOR - STATE BANK OF INDIA) FY : 2022 - 23

**PMEGP DATA FROM KVIC ONLINE PORTAL (2ND LOAN) 01.04.2023 TO 30.06.2023**

SL. NO.	BANK NAME	Forwarded to Bank		Sanctioned by Bank		Margin Money Claimed		MM Disbursed		TDR Details		Referred back for Rectification		Returned by Bank		Pending at bank		Pending for MM Disbursement			
		No of Prj.	MM (In Lakh)	No of Prj.	MM (In Lakh)	No of Prj.	MM (In Lakh)	No of Prj.	MM (In Lakh)	Updated	Yet to be Updated	No of Prj.	MM (In Lakh)	No of Prj.	MM (In Lakh)	No of Prj.	MM (In Lakh)	No of Prj.	MM (In Lakh)	No of Prj.	MM (In Lakh)
1	AXIS BANK LTD	0	0	0	0	0	0	0	0	0	0	0	0	0	0	0	0	0	0	0	
2	BANK OF BARODA	1	0	0	0	1	3.2	0	0	0	0	0	0	0	0	0	0	0	0	0	
3	BANK OF INDIA	1	0	1	0	1	15	1	15	0	1	0	0	0	0	0	1	0	0	0	
4	CANARA BANK	3	0	0	0	3	31.5	0	0	0	0	1	1.5	0	0	2	0	0	1	1.5	
5	CENTRAL BANK OF INDIA	3	0	0	0	2	16.5	0	0	0	0	1	1.5	1	0	2	0	2	0	16.5	
6	DAKSHIN BIHAR GRAMIN BANK	0	0	0	0	0	0	0	0	0	0	0	0	0	0	0	0	0	0	0	
7	IDBI BANK	0	0	0	0	0	0	0	0	0	0	0	0	0	0	0	0	0	0	0	
8	INDIAN BANK	4	0	0	0	2	5.25	0	0	0	0	2	5.25	0	0	4	0	2	5.25	0	
9	INDIAN OVERSEAS BANK	1	0	0	0	0	0	0	0	0	0	0	0	0	0	0	1	0	0	0	
10	PUNJAB NATIONAL BANK	9	0	1	0	2	22.39	0	0	0	0	2	22.39	1	0	8	0	2	22.39	0	
11	STATE BANK OF INDIA	6	0	1	0	1	4	0	0	0	0	1	4	0	0	5	0	1	4	0	
12	UCO BANK	0	0	0	0	0	0	0	0	0	0	0	0	0	0	0	0	0	0	0	
13	UNION BANK OF INDIA	2	0	1	0	0	0	0	0	0	0	0	0	0	0	1	0	0	0	0	
14	UTTAR BIHAR GRAMIN BANK	0	0	0	0	1	0.75	0	0	0	0	1	0.75	0	0	0	0	0	0	0	
	Total	30	0	4	0	13	98.59	1	15	0	1	8	35.39	2	0	24	0	9	50.39	0	

STATE LEVEL BANKERS' COMMITTEE BIHAR, PATNA

CONVENER: STATE BANK OF INDIA FY: 2023-24

SRNO	BANK NAME	PRADHAN MANTRI SOCIAL SECURITY SCHEMES STATUS AS ON: 30.06.2023						CONVENER: STATE BANK OF INDIA FY: 2023-24						
		NO. OF NEW ENROLLMENTS DONE DURING FY: 2023-24 (As On: 30.06.2023)	TOTAL NO. OF PMJBY ENROLLMENTS IN FORCE UPTO 30.06.2023 (NEW+RENEWAL)	NO. OF PMJBY CLAIMS RECEIVED DURING FY: 2023 (As On: 30.06.2023)	NO. OF PMJBY CLAIMS SETTLED DURING 2023-24 (As On: 30.06.2023)	TOTAL(CUM) NO. OF PMJBY CLAIMS RECEIVED UPTO 30.06.2023	TOTAL(CUM) NO. OF PMJBY CLAIMS SETTLED UPTO 30.06.2023	NO. OF PMJBY NEW ENROLLMENTS DONE DURING FY: 2023-24 (As On: 30.06.2023)	TOTAL NO. OF PMJBY ENROLLMENTS IN FORCE UPTO 30.06.2023 (NEW+RENEWAL)	NO. OF PMJBY CLAIMS RECEIVED DURING FY: 2023-24 (As On: 30.06.2023)	NO. OF PMJBY CLAIMS SETTLED DURING FY: 2023-24 (As On: 30.06.2023)	TOTAL(CUM) NO. OF PMJBY CLAIMS RECEIVED UPTO 30.06.2023	TOTAL(CUM) NO. OF PMJBY CLAIMS SETTLED UPTO 30.06.2023	NO. OF PMJBY NEW ENROLLMENTS DONE DURING FY: 2023-24 (As On: 30.06.2023)
1	LEAD BANKS													
1	STATE BANK OF INDIA	213897	4575230	30	2402	2201	371222	836603	7	555	6	315	55142	1298833
2	CENTRAL BANK OF INDIA	10499	182365	16	433	362	54604	619101	0	63	0	48	8715	180550
3	PUNJAB NATIONAL BANK	29455	571440	16	210	16	78111	1611444	8	183	8	257	27271	387410
4	CANARA BANK	115914	335819	61	155	283	238604	1014672	53	79	59	257	3113	143992
5	UCO BANK	0	0	0	0	0	0	0	0	0	0	0	0	0
6	BANK OF BARODA	47713	505732	0	0	0	89522	1280938	0	0	0	0	4322	232690
7	UNION BANK OF INDIA	20631	0	0	0	0	58150	0	0	0	0	0	14402	305885
8	OTHER BANKS													
8	BANK OF INDIA	21973	919060	13	769	746	98324	1685523	11	218	5	181	2-323	228258
9	BANK OF MAHARASHTRA	1666	0	0	1	0	5760	0	0	0	0	0	0	0
10	INDIAN BANK	48328	140874	0	0	0	50882	483921	0	0	0	0	9549	185399
11	INDIAN OVERSEAS BANK	6453	15635	11	11	68	16134	51659	17	60	17	76	1305	13302
12	PUNJAB AND SIND BANK	903	5457	0	0	0	2785	16951	0	0	0	0	248	4008
	Total Public Sector Bank	517432	7311612	147	4001	3676	1059598	15130272	96	1158	95	885	143840	2981327
13	PRIVATE BANKS													
13	IDBI	0	0	0	0	0	0	0	0	0	0	0	0	0
14	ICICI BANK	74	4953	0	0	0	71	5551	0	0	0	0	17	2342
15	FEDERAL BANK	0	0	0	0	0	0	0	0	0	0	0	0	0
16	JAMMU & KASHMIR BANK	1	10	0	0	0	0	20	0	0	0	0	0	0
17	SOUTH INDIAN BANK	0	0	0	0	0	0	0	0	0	0	0	0	0
18	AXIS BANK	0	0	0	0	0	0	0	0	0	0	0	0	0
19	HDFC BANK	323	26770	0	0	0	2089	43839	0	0	0	0	316	21176
20	INDUSIND BANK	524	0	0	0	0	0	0	0	0	0	0	0	0
21	KARNATAKA BANK	0	0	0	0	0	0	0	0	0	0	0	0	0
22	KOTAK MAHINDRA	0	0	0	0	0	0	0	0	0	0	0	0	0
23	YES BANK	21	21	0	0	0	18	18	0	0	0	0	2	2
24	BANDHAN BANK	0	0	0	0	0	0	0	0	0	0	0	0	0
25	RBL BANK	0	2	0	0	0	0	2	0	0	0	0	0	0
26	HDFC FIRST BANK Ltd	0	37	0	0	0	0	1112	0	0	0	0	0	0
27	Other Private Sector Bank	943	25283	0	0	0	2190	50742	0	0	0	0	335	23603
	Total CO-OPERATIVE BANKS	518375	7336895	147	4001	3676	1061788	15181014	96	1158	95	885	144175	3004930
28	STATE CO-OP. BANK	245	7732	11	11	11	660	25673	0	0	0	0	45	1148
	Total Cooperative Bank	245	7732	11	11	11	660	25673	0	0	0	0	45	1148
29	REGIONAL RURAL BANKS	73962	493824	127	2403	2042	110919	2423188	38	897	34	637	42763	711813
30	DAKSHIN BIHAR GRAMIN BANK	37854	262172	130	2924	2662	240484	1376739	17	449	0	364	21533	509534
	UTTAR BIHAR GRAMIN BANK	114816	755996	257	5327	4784	351403	3799927	50	1346	34	1001	64294	1221347
	Total Region Rural Bank													
31	JANA SFB	0	0	0	0	0	0	0	0	0	0	0	0	0
32	UTKARSH SFB	0	0	0	0	0	0	0	0	0	0	0	0	0
33	UJIVAN SFB	0	0	0	0	0	0	0	0	0	0	0	0	0
34	ESAF SFB	0	0	0	0	0	0	0	0	0	0	0	0	0
35	UNITY SFB	0	0	0	0	0	0	0	0	0	0	0	0	0
	Total Small Financial Bank	630436	8100623	415	9339	8391	1413851	19006614	146	2504	129	1886	208897	4233409
	TOTAL FOR BIHAR													

STATE LEVEL BANKERS' COMMITTEE BIHAR, PATNA											
(CONVENOR- STATE BANK OF INDIA) FY : 2023-24											
BANK WISE BARNCH, ATM,ATM CARD AND POS STATUS AS ON 30.06.2023											
SL	BANK NAME	BRANCH				ATM				ATM CARD	POS
		Rural	Semi-Urban	Urban	Total	Rural	Semi-Urban	Urban	Total		
	<b>LEAD BANKS</b>										
1	STATE BANK OF INDIA	376	374	234	984	284	1201	1411	2896	41372753	25283
2	CENTRAL BANK OF INDIA	198	138	92	428	92	91	77	260	8753628	124
3	PUNJAB NATIONAL BANK	380	192	131	703	247	217	326	790	11722912	1831
4	CANARA BANK	117	83	111	311	84	89	175	348	1548794	456
5	UCO BANK	110	72	58	240	70	53	44	167	139126	329
6	BANK OF BARODA	97	99	97	293	84	113	186	383	0	1434
7	UNION BANK OF INDIA	71	85	88	244	63	79	99	241	551136	607
	<b>OTHER BANKS</b>										
8	BANK OF INDIA	139	135	71	345	36	66	126	228	4858883	1718
9	BANK OF MAHARASHTRA	3	18	24	45	2	6	15	23	4464	0
10	INDIAN BANK	119	87	91	297	37	48	62	147	0	194
11	INDIAN OVERSEAS BANK	13	18	29	60	4	13	28	45	252181	118
12	PUNJAB AND SIND BANK	1	2	15	18	0	2	11	13	0	0
	<b>Total Public Sector Bank</b>	<b>1624</b>	<b>1303</b>	<b>1041</b>	<b>3968</b>	<b>1003</b>	<b>1978</b>	<b>2560</b>	<b>5541</b>	<b>69203877</b>	<b>32094</b>
	<b>PRIVATE BANKS</b>										
13	IDBI	20	20	32	72	25	37	83	145	0	5969
14	ICICI BANK	12	48	71	131	14	81	242	337	0	3748
15	FEDERAL BANK	0	3	5	8	0	5	4	9	0	31
16	JAMMU KASHMIR BANK	0	0	1	1	0	0	0	0	3042	36
17	SOUTH INDIAN BANK	0	0	1	1	0	0	2	2	0	1
18	AXIS BANK	18	52	65	135	31	144	169	344	572042	11868
19	HDFC BANK	6	66	73	145	12	95	252	359	0	16029
20	INDUSIND BANK	5	4	32	41	6	3	53	62	0	0
21	KARNATAKA BANK	0	0	1	1	0	0	1	1	3000	7
22	KOTAK MAHINDRA	6	8	10	24	6	8	12	26	0	887
23	YES BANK	0	0	5	5	0	0	5	5	0	211
24	BANDHAN BANK	298	272	95	665	0	10	26	36	0	642
25	RBL BANK	3	0	2	5	0	0	3	3	17891	10035
26	IDFC FIRST BANK Ltd	0	3	7	10	0	3	7	10	0	0
27	Karur Vysya Bank	0	0	1	1	0	0	1	1	1966	0
	<b>Total Private Sector Bank</b>	<b>368</b>	<b>476</b>	<b>401</b>	<b>1245</b>	<b>94</b>	<b>386</b>	<b>860</b>	<b>1340</b>	<b>597941</b>	<b>49464</b>
	<b>Total COMM. BANKS</b>	<b>1992</b>	<b>1779</b>	<b>1442</b>	<b>5213</b>	<b>1097</b>	<b>2364</b>	<b>3420</b>	<b>6881</b>	<b>69801818</b>	<b>81558</b>
	<b>CO-OPERATIVE BANKS</b>										
28	STATE CO-OP. BANK	181	53	56	290	82	40	69	191	212812	0
	<b>Total Cooperative Bank</b>	<b>181</b>	<b>53</b>	<b>56</b>	<b>290</b>	<b>82</b>	<b>40</b>	<b>69</b>	<b>191</b>	<b>212812</b>	<b>0</b>
	<b>REGIONAL RURAL BANKS</b>										
29	DAKSHIN BIHAR GRAMIN BANK	813	204	61	1078	0	0	0	0	2234901	0
30	UTTAR BIHAR GRAMIN BANK	635	349	44	1028	0	0	0	0	1150982	0
	<b>Total Region Rural Bank</b>	<b>1448</b>	<b>553</b>	<b>105</b>	<b>2106</b>	<b>0</b>	<b>0</b>	<b>0</b>	<b>0</b>	<b>3385883</b>	<b>0</b>
	<b>SMALL FINANCE BANK</b>										
31	JANA SFB	14	0	21	35	0	0	4	4	0	0
32	UTKARSH SFB	82	98	31	211	4	11	18	33	0	0
33	UJJIVAN SFB	7	19	18	44	10	10	17	37	14721	0
34	ESAF SFB	2	2	6	10	2	1	6	9	87929	1
35	UNITY SFB	28	0	6	34	0	0	0	0	0	0
	<b>Total Small Financial Bank</b>	<b>133</b>	<b>119</b>	<b>82</b>	<b>334</b>	<b>16</b>	<b>22</b>	<b>45</b>	<b>83</b>	<b>102650</b>	<b>1</b>
	<b>TOTAL FOR BIHAR</b>	<b>3754</b>	<b>2504</b>	<b>1685</b>	<b>7943</b>	<b>1195</b>	<b>2426</b>	<b>3534</b>	<b>7155</b>	<b>73503163</b>	<b>81559</b>

STATE LEVEL BANKERS' COMMITTEE BIHAR, PATNA											
(CONVENOR- STATE BANK OF INDIA) FY : 2023-24											
DISTRICT WISE BRANCH, ATM,ATM CARD AND POS STATUS AS ON 30.06.2023											
SL	DISTRICT NAME	BRANCH				ATM				ATM CARD	POS
		Rural	Semi-Urban	Urban	Total	Rural	Semi-Urban	Urban	Total		
1	Araria	84	79	2	165	15	85	15	115	1726367	1034
2	Arwal	40	21	1	62	19	12	10	41	474998	258
3	Aurangabad	118	47	33	198	48	51	45	144	1993451	731
4	Banka	80	41	1	122	41	48	6	95	893092	438
5	Begusarai	93	99	42	234	37	75	91	203	1779850	1842
6	Bhagalpur	101	95	86	282	41	86	168	295	1885329	2398
7	Bhojpur	128	61	51	240	34	68	102	204	1830949	1852
8	Buxar	87	41	29	157	25	33	47	105	1197384	1192
9	Darbhanga	116	64	69	249	41	31	158	230	2512770	2183
10	East Champaran	111	143	43	297	45	93	96	234	3619147	2071
11	Gaya	183	43	87	313	55	74	206	335	3154660	2775
12	Gopalganj	120	68	1	189	49	92	15	156	2040517	1115
13	Jamui	76	48	1	125	14	41	4	59	1042299	721
14	Jehanabad	56	11	28	95	15	31	30	76	875276	556
15	Kaimur	89	33	1	123	13	50	4	67	1193739	629
16	Katihar	112	37	42	191	27	34	65	126	1927768	973
17	Khagaria	50	68	3	121	20	52	11	83	789800	668
18	Kishanganj	63	23	24	110	10	37	31	78	1239513	547
19	Lakhisarai	44	40	1	85	7	33	4	44	571849	380
20	Madhepura	42	79	1	122	12	66	9	87	1555839	953
21	Madhubani	127	157	1	285	40	116	27	183	2792231	1656
22	Munger	60	32	48	140	19	39	62	120	1279662	850
23	Muzaffarpur	184	93	117	394	71	104	248	423	3221763	8092
24	Nalanda	140	69	46	255	28	76	82	186	1848132	1536
25	Nawada	83	60	2	145	8	63	6	77	1562465	826
26	Patna	207	181	570	958	106	178	1276	1560	6346006	27477
27	Purnea	104	56	74	234	35	29	113	177	2814649	1905
28	Rohtas	137	54	52	243	25	58	84	167	2199427	1819
29	Saharsa	51	28	28	107	8	44	59	111	1221568	829
30	Samastipur	166	126	7	299	44	147	22	213	2782012	1866
31	Saran	166	57	45	268	57	49	122	228	3076680	2460
32	Sheikhpura	31	30	1	62	5	33	5	43	497036	268
33	Sheohar	20	25	1	46	8	21	5	34	231839	270
34	Sitamarhi	56	110	1	167	27	87	12	126	1801305	911
35	Siwan	134	65	54	253	61	43	88	192	2481403	3502
36	Supaul	51	70	2	123	18	64	7	89	1763919	848
37	Vaishali	140	73	46	259	41	96	102	239	2427711	1863
38	West Champaran	104	77	44	225	26	87	97	210	2850758	1265
	<b>TOTAL FOR BIHAR</b>	<b>3754</b>	<b>2504</b>	<b>1685</b>	<b>7943</b>	<b>1195</b>	<b>2426</b>	<b>3534</b>	<b>7155</b>	<b>73503163</b>	<b>81559</b>

STATE LEVEL BANKERS' COMMITTEE BIHAR, PATNA						
(CONVENOR- STATE BANK OF INDIA) FY : 2023-24						
ATM NETWORK AS ON 30.06.2023						
Sl. No.	Banks Name	Number of ATMs			Total No. of ATMs (D=A+R-C)	Total ATM Card issued No.
		No. of ATMs as on 31.03.2023 (A)	No. of ATMs opened during the Quarter 30.06.2023 (B)	No. of ATMs closed during the Quarter June 2023 (C)		
	<b>LEAD BANKS</b>					
1	STATE BANK OF INDIA	2892	4	0	2896	41372753
2	CENTRAL BANK OF INDIA	250	11	1	260	8753628
3	PUNJAB NATIONAL BANK	790	0	0	790	11722912
4	CANARA BANK	348	0	0	348	1548794
5	UCO BANK	167	0	0	167	139126
6	BANK OF BARODA	383	0	0	383	0
7	UNION BANK OF INDIA	241	0	0	241	551136
	<b>OTHER BANKS</b>					
8	BANK OF INDIA	228	0	0	228	4858883
9	BANK OF MAHARASHTRA	23	0	0	23	4464
10	INDIAN BANK	157	7	17	147	0
11	INDIAN OVERSEAS BANK	45	0	0	45	252181
12	PUNJAB AND SIND BANK	13	0	0	13	0
	<b>Total Public Sector Bank</b>	<b>5537</b>	<b>22</b>	<b>18</b>	<b>5541</b>	<b>69203877</b>
	<b>PRIVATE BANKS</b>					
13	IDBI	145	0	0	145	0
14	ICICI BANK	332	16	11	337	0
15	FEDERAL BANK	9	0	0	9	0
16	JAMMU KASHMIR BANK	0	0	0	0	3042
17	SOUTH INDIAN BANK	2	0	0	2	0
18	AXIS BANK	344	0	0	344	572042
19	HDFC BANK	343	17	1	359	0
20	INDUSIND BANK	62	0	0	62	0
21	KARNATAKA BANK	1	0	0	1	3000
22	KOTAK MAHINDRA	26	0	0	26	0
23	YES BANK	5	0	0	5	0
24	BANDHAN BANK	36	0	0	36	0
25	RBL BANK	3	0	0	3	17891
26	IDFC FIRST BANK Ltd	5	5	0	10	0
27	Karur Vysya Bank	1	0	0	1	1966
	<b>Total Private Sector Bank</b>	<b>1314</b>	<b>38</b>	<b>12</b>	<b>1340</b>	<b>597941</b>
	<b>Total COMM. BANKS</b>	<b>6851</b>	<b>60</b>	<b>30</b>	<b>6881</b>	<b>69801818</b>
	<b>CO-OPERATIVE BANKS</b>					
28	STATE CO-OP. BANK	188	3	0	191	212812
	<b>Total Cooperative Bank</b>	<b>188</b>	<b>3</b>	<b>0</b>	<b>191</b>	<b>212812</b>
	<b>REGIONAL RURAL BANKS</b>					
29	DAKSHIN BIHAR GRAMIN BANK	0	0	0	0	2234901
30	UTTAR BIHAR GRAMIN BANK	0	0	0	0	1150982
	<b>Total Region Rural Bank</b>	<b>0</b>	<b>0</b>	<b>0</b>	<b>0</b>	<b>3385883</b>
	<b>SMALL FINANCE BANK</b>					
31	JANA SFB	4	0	0	4	0
32	UTKARSH SFB	38	0	5	33	0
33	UJJIVAN SFB	37	37	37	37	14721
34	ESAF SFB	6	3	0	9	87929
35	UNITY SFB	0	0	0	0	0
	<b>Total Small Financial Bank</b>	<b>85</b>	<b>40</b>	<b>42</b>	<b>83</b>	<b>102650</b>
	<b>TOTAL FOR BIHAR</b>	<b>7124</b>	<b>103</b>	<b>72</b>	<b>7155</b>	<b>73503163</b>

## STATE LEVEL BANKERS' COMMITTEE BIHAR, PATNA

(CONVENOR- STATE BANK OF INDIA) FY : 2023-24

## ATM NETWORK AS ON 30.06.2023

Sl. No.	District	Number of ATMs			Total No. of ATMs (D=A+B-C)	Total ATM Card issued No.
		No. of ATMs as on 31.03.2023 (A)	No. of ATMs opened during the Quarter June 2023 (B)	No. of ATMs closed during the Quarter June 2023 (C)		
1	Araria	118	0	3	115	1726367
2	Arwal	41	0	0	41	474998
3	Aurangabad	142	2	0	144	1993451
4	Banka	95	0	0	95	893092
5	Begusarai	203	2	2	203	1779850
6	Bhagalpur	297	4	6	295	1885329
7	Bhojpur	199	6	1	204	1830949
8	Buxar	105	2	2	105	1197384
9	Darbhanga	231	2	3	230	2512770
10	East Champaran	231	7	4	234	3619147
11	Gaya	334	3	2	335	3154660
12	Gopalganj	155	2	1	156	2040517
13	Jamui	63	0	4	59	1042299
14	Jehanabad	76	1	1	76	875276
15	Kaimur	68	0	1	67	1193739
16	Katihar	125	1	0	126	1927768
17	Khagaria	84	1	2	83	789800
18	Kishanganj	77	1	0	78	1239513
19	Lakhisarai	38	6	0	44	571849
20	Madhepura	88	0	1	87	1555839
21	Madhubani	183	1	1	183	2792231
22	Munger	118	2	0	120	1279662
23	Muzaffarpur	418	9	4	423	3221763
24	Nalanda	188	4	6	186	1848132
25	Nawada	76	1	0	77	1562465
26	Patna	1547	26	13	1560	6346006
27	Purnea	173	5	1	177	2814649
28	Rohtas	168	1	2	167	2199427
29	Saharsa	112	1	2	111	1221568
30	Samastipur	211	4	2	213	2782012
31	Saran	229	1	2	228	3076680
32	Sheikhpura	43	0	0	43	497036
33	Sheohar	34	0	0	34	231839
34	Sitamarhi	126	2	2	126	1801305
35	Siwan	192	0	0	192	2481403
36	Supaul	90	0	1	89	1763919
37	Vaishali	237	4	2	239	2427711
38	West Champaran	209	2	1	210	2850758
	<b>TOTAL FOR BIHAR</b>	<b>7124</b>	<b>103</b>	<b>72</b>	<b>7155</b>	<b>73503163</b>

STATE LEVEL BANKERS' COMMITTEE BIHAR, PATNA								
(CONVENOR- STATE BANK OF INDIA) FY : 2023-24								
BANK WISE PERFORMANCE : BUSINESS CORROSPONDENTS (BCs) / CUSTOMER SERVICE POINTS (CSPs)								
SL.NO.	BANK NAME	Total Fixed BCs / CSP(Banking Outlet) A	Other BCs/CSPs (Including Part Time Banking Outlet) B	Total BCs/CSPs C=(A+B)	Transaction details of BCAs			
					No of Accounts opened during FY : 2023-24	Amount (amt in Lacs) during FY : 2023-24	No. of (Debit/Credit) transaction mad in the A/c during FY : 2023-24	Amount of transaction (Debit/Credit) made in the a/c during FY : 2023-24 (Amt. in Lacs)
	<b>LEAD BANKS</b>							
1	STATE BANK OF INDIA	6659	0	6659	315327	176	189	1384
2	CENTRAL BANK OF INDIA	2310	0	2310	165600	2129	2565203	149105
3	PUNJAB NATIONAL BANK	3281	0	3281	0	1256	1516928	48607
4	CANARA BANK	747	0	747	780	8137	566207	26857
5	UCO BANK	952	0	952	212175	5835	7339	830
6	BANK OF BARODA	1489	0	1489	154768	186659	15322840	239501
7	UNION BANK OF INDIA	1009	0	1009	144629	15908	101147	200651
	<b>OTHER BANKS</b>							
8	BANK OF INDIA	1372	0	1372	64297	825	2754417	163669
9	BANK OF MAHARASHTRA	30	0	30	0	30	4005	55
10	INDIAN BANK	654	0	654	33020	88	43501	35409
11	INDIAN OVERSEAS BANK	40	0	40	0	246	42058	1300
12	PUNJAB AND SIND BANK	0	0	0	0	0	0	0
	<b>Total Public Sector Bank</b>	<b>18543</b>	<b>0</b>	<b>18543</b>	<b>1090596</b>	<b>221209</b>	<b>22923834</b>	<b>867368</b>
	<b>PRIVATE BANKS</b>							
13	IDBI	157	0	157	0	0	0	0
14	ICICI BANK	921	0	921	0	0	0	0
15	FEDERAL BANK	0	0	0	0	0	0	0
16	JAMMU KASHMIR BANK	0	0	0	0	0	0	0
17	SOUTH INDIAN BANK	0	0	0	0	0	0	0
18	AXIS BANK	10	0	10	0	0	0	0
19	HDFC BANK	1171	27	1198	0	0	35709	1293
20	INDUSIND BANK	12157	3589	15746	0	0	0	0
21	KARNATAKA BANK	0	0	0	0	0	0	0
22	KOTAK MAHINDRA	0	647	647	0	0	0	0
23	YES BANK	0	0	0	0	0	0	0
24	BANDHAN BANK	0	0	0	0	0	0	0
25	RBL BANK	1536	21547	23083	0	19	807	13
26	IDFC FIRST BANK Ltd	1583	0	1583	8	0	0	0
27	Karur Vysya Bank	0	0	0	0	0	0	0
	<b>Total Private Sector Bank</b>	<b>17535</b>	<b>25810</b>	<b>43345</b>	<b>8</b>	<b>19</b>	<b>36516</b>	<b>1306</b>
	<b>Total COMM. BANKS</b>	<b>36078</b>	<b>25810</b>	<b>61888</b>	<b>1090604</b>	<b>221300</b>	<b>22960350</b>	<b>868674</b>
	<b>CO-OPERATIVE BANKS</b>							
28	STATE CO-OP. BANK	0	0	0	0	0	0	0
	<b>Total Cooperative Bank</b>	<b>0</b>	<b>0</b>	<b>0</b>	<b>0</b>	<b>0</b>	<b>0</b>	<b>0</b>
	<b>REGIONAL RURAL BANKS</b>							
29	DAKSHIN BIHAR GRAMIN BANK	2960	0	2960	106850	1656	4544139	217927
30	UTTAR BIHAR GRAMIN BANK	3340	0	3340	13265	181	12280	293
	<b>Total Region Rural Bank</b>	<b>6300</b>	<b>0</b>	<b>6300</b>	<b>120115</b>	<b>1837</b>	<b>4556419</b>	<b>218220</b>
	<b>SMALL FINANCE BANK</b>							
31	JANA SFB	14	0	14	0	55	20478	597
32	UTKARSH SFB	0	0	0	1	0	0	0
33	UJJIVAN SFB	0	0	0	0	0	0	0
34	ESAF SFB	9	0	9	0	0	0	0
35	UNITY SFB	0	0	0	0	0	0	0
	<b>Total Small Financial Bank</b>	<b>23</b>	<b>0</b>	<b>23</b>	<b>1</b>	<b>55</b>	<b>20478</b>	<b>597</b>
36	IPPB	10328	0	10328	0	0	0	0
	<b>TOTAL FOR BIHAR</b>	<b>52729</b>	<b>25810</b>	<b>78539</b>	<b>1210720</b>	<b>223200</b>	<b>27537247</b>	<b>1087491</b>

STATE LEVEL BANKERS' COMMITTEE BIHAR, PATNA								
(CONVENOR- STATE BANK OF INDIA) FY : 2023-24								
DISTRICT-WISE PERFORMANCE : Performance of Business Corropondents (BCs) and Business Corropondent Agents (BCAs)								
DISTRICT WISE PERFORMANCE : BUSINESS CORROSPONDENTS (BCs) / CUSTOMER SERVICE POINTS (CSPs)								
SL	DISTRICT NAME	Total Fixed BCs /CSP(Banking Outlet) A	Other BCs/CSPs (Including Part Time Banking Outlet) B	Total BCs/CSPs C=(A+B)	Transaction details of BCAs			
					No of Accounts opened during FY : 2023-24	Amount (amt in Lacs) during FY : 2023-24	No. of (Debit/Credit) transaction mad in the A/c during FY : 2023-24	Amount of transaction (Debit/Credit) made in the a/c during FY : 2023-24 (Amt. in Lacs)
1	Araria	1429	954	2383	41094	6439	1227129	29905
2	Arwal	511	130	641	8582	486	173460	11702
3	Aurangabad	764	510	1274	32112	3745	655141	26228
4	Banka	975	627	1602	83451	5565	382227	20739
5	Begusarai	2311	785	3096	74839	5142	745315	31990
6	Bhagalpur	1172	637	1809	78973	6409	680900	30202
7	Bhojpur	1423	370	1793	48495	6346	1345077	56063
8	Buxar	859	251	1110	17991	4281	527028	18033
9	Darbhanga	2237	1303	3540	34708	4476	644407	31419
10	East Champaran	3053	1485	4538	52786	7483	727639	43275
11	Gaya	1646	971	2617	35740	12030	1792349	44892
12	Gopalganj	1609	706	2315	30059	4100	545907	50009
13	Jamui	1310	466	1776	26878	2639	394413	16631
14	Jehanabad	802	262	1064	13740	1328	237550	11485
15	Kaimur	821	300	1121	19643	4077	630265	18346
16	Katihar	1314	805	2119	19966	3150	520670	21399
17	Khagaria	1086	488	1574	66296	4244	597011	32386
18	Kishanganj	741	402	1143	23544	5837	829353	32243
19	Lakhisarai	545	189	734	12666	876	211207	9277
20	Madhepura	972	900	1872	23772	993	248812	12437
21	Madhubani	2334	1237	3571	36147	10208	675991	26090
22	Munger	506	242	748	14243	878	142930	19423
23	Muzaffarpur	2199	1284	3483	35156	13994	1713044	42818
24	Nalanda	1475	362	1837	19116	4976	761465	33466
25	Nawada	1365	601	1966	14960	6042	883212	33269
26	Patna	1796	653	2449	40298	17058	1251922	48269
27	Purnea	1879	1035	2914	32888	12418	540847	18429
28	Rohtas	1049	761	1810	27183	5722	793558	28913
29	Saharsa	1132	586	1718	13806	1029	245665	9354
30	Samastipur	2084	1042	3126	36487	8896	1302080	64345
31	Saran	1694	961	2655	36387	6533	638906	18784
32	Sheikhpura	571	100	671	4919	1657	171089	7520
33	Sheohar	559	110	669	6038	8075	716604	8871
34	Sitamarhi	1080	1079	2159	24534	14116	1638538	46874
35	Siwan	1003	500	1503	27130	8028	673885	22863
36	Supaul	1150	620	1770	21857	1254	420526	24397
37	Vaishali	2531	939	3470	34326	7060	799323	52620
38	West Champaran	2742	1157	3899	33910	5610	641802	24446
	TOTAL FOR BIHAR	52729	25810	78539	1210720	223200	27537247	1087491



STATE LEVEL BANKERS' COMMITTEE BIHAR, PATNA			
(CONVENOR- STATE BANK OF INDIA) FY : 2023-24			
CUMULATIVE REPORT AS ON 30.06.2023			
BANKWISE PERFORMANCE : MOBILE BANKING & INTERNET BANKING			
SL. NO.	Bank Name	Mobile Banking	Internet Banking
	<b>LEAD BANKS</b>		
1	STATE BANK OF INDIA	1677760	4954797
2	CENTRAL BANK OF INDIA	494150	725272
3	PUNJAB NATIONAL BANK	2386859	2360435
4	CANARA BANK	529185	763198
5	UCO BANK	1143298	214156
6	BANK OF BARODA	1248907	320511
7	UNION BANK OF INDIA	2755512	947728
	<b>OTHER BANKS</b>		
8	BANK OF INDIA	7002	384689
9	BANK OF MAHARASHTRA	26624	40365
10	INDIAN BANK	539897	379333
11	INDIAN OVERSEAS BANK	24189	23572
12	PUNJAB AND SIND BANK	99204	19556
	<b>Total Public Sector Bank</b>	<b>10932587</b>	<b>11133612</b>
	<b>PRIVATE BANKS</b>		
13	IDBI	519175	281652
14	ICICI BANK	0	0
15	FEDERAL BANK	45550	21300
16	JAMMU KASHMIR BANK	1135	466
17	SOUTH INDIAN BANK	2940	1330
18	AXIS BANK	458898	158992
19	HDFC BANK	0	0
20	INDUSIND BANK	59970	101564
21	KARNATAKA BANK	415	276
22	KOTAK MAHINDRA	237748	264543
23	YES BANK	0	0
24	BANDHAN BANK	0	0
25	RBL BANK	12138	3049
26	IDFC FIRST BANK Ltd	109454	109454
27	Karur Vysya Bank	3200	1015
	<b>Total Private Sector Bank</b>	<b>1450623</b>	<b>943641</b>
	<b>Total COMM. BANKS</b>	<b>12383210</b>	<b>12077253</b>
	<b>CO-OPERATIVE BANKS</b>		
28	STATE CO-OP. BANK	0	0
	<b>Total Cooperative Bank</b>	<b>0</b>	<b>0</b>
	<b>REGIONAL RURAL BANKS</b>		
29	DAKSHIN BIHAR GRAMIN BANK	250324	0
30	UTTAR BIHAR GRAMIN BANK	0	0
	<b>Total Region Rural Bank</b>	<b>250324</b>	<b>0</b>
	<b>SMALL FINANCE BANK</b>		
31	JANA SFB	20026	3266
32	UTKARSH SFB	58522	58522
33	UJJIVAN SFB	524373	249590
34	ESAF SFB	8013	605
35	UNITY SFB	0	0
	<b>Total Small Financial Bank</b>	<b>610934</b>	<b>311983</b>
	<b>TOTAL FOR BIHAR</b>	<b>13244468</b>	<b>12389236</b>

STATE LEVEL BANKERS' COMMITTEE BIHAR, PATNA					
(CONVENOR- STATE BANK OF INDIA) FY : 2023-24					
MOBILE / AADHAAR SEEDING AND AUTHENTICATION STATUS As on 30.06.2023					
SI NO.	BANK NAME	TOTAL NUMBER OF ACTIVE ACCOUNTS IN BIHAR	TOTAL NO. OF ACCOUNTS SEEDED WITH MOBILE NUMBER	TOTAL NO. OF ACCOUNTS SEEDED WITH AADHAAR	TOTAL NO. OF ACCOUNTS AUTHENTICATED WITH UIDAI
	<b>LEAD BANKS</b>				
1	STATE BANK OF INDIA	18498774	13594304	13626277	13626277
2	CENTRAL BANK OF INDIA	11169349	8425555	8516860	7901547
3	PUNJAB NATIONAL BANK	14538165	13192288	12916115	1697960
4	CANARA BANK	3813384	3190945	3793153	2042799
5	UCO BANK	3361548	3335125	3334938	3334938
6	BANK OF BARODA	6643180	6533213	7287728	6178658
7	UNION BANK OF INDIA	4078653	3862573	3942829	3248833
	<b>OTHER BANKS</b>				
8	BANK OF INDIA	6975471	5175350	6408934	5692987
9	BANK OF MAHARASHTRA	107600	107600	98912	53253
10	INDIAN BANK	4287510	1777059	3134303	2518481
11	INDIAN OVERSEAS BANK	443689	362514	288192	270905
12	PUNJAB AND SIND BANK	120356	104381	93301	88396
	Total Public Sector Bank	74037679	59660907	63441542	46655034
	<b>PRIVATE BANKS</b>				
13	IDBI	634018	519175	437584	316119
14	ICICI BANK	418702	402392	293497	0
15	FEDERAL BANK	70200	65000	64500	59000
16	JAMMU KASHMIR BANK	11300	9625	8015	5655
17	SOUTH INDIAN BANK	4990	4990	3540	0
18	AXIS BANK	537508	504474	336214	323412
19	HDFC BANK	687589	602476	284752	256150
20	INDUSIND BANK	1462055	59970	567966	4985
21	KARNATAKA BANK	2544	2544	2132	449
22	KOTAK MAHINDRA	324837	274862	319778	155745
23	YES BANK	15321	15317	10850	9237
24	BANDHAN BANK	2716308	1604788	1072808	868082
25	RBL BANK	525844	525820	523416	6061
26	IDFC FIRST BANK Ltd	109676	109239	106692	10375
27	Karur Vysya Bank	2050	2050	2050	2050
	Total Private Sector Bank	7522942	4702722	4033794	2017320
	Total COMM. BANKS	81560621	64363629	67475336	48672354
	<b>CO-OPERATIVE BANKS</b>				
28	STATE CO-OP. BANK	2060037	783491	838739	208576
	Total Cooperative Bank	2060037	783491	838739	208576
	<b>REGIONAL RURAL BANKS</b>				
29	DAKSHIN BIHAR GRAMIN BANK	10866687	7212175	10003019	5834500
30	UTTAR BIHAR GRAMIN BANK	7457269	6801563	7212762	3534232
	Total Region Rural Bank	18323956	14013738	17215781	9368732
	<b>SMALL FINANCE BANK</b>				
31	JANA SFB	237349	236012	232061	232061
32	UTKARSH SFB	448510	430212	430205	0
33	UJJIVAN SFB	577212	543367	539568	0
34	ESAF SFB	87929	87929	2	2
35	UNITY SFB	0	0	0	0
	Total Small Financial Bank	1351000	1297520	1201836	232063
	<b>TOTAL FOR BIHAR</b>	<b>103295614</b>	<b>80458378</b>	<b>86731692</b>	<b>58481725</b>

STATE LEVEL BANKERS' COMMITTEE BIHAR, PATNA							
(CONVENOR- STATE BANK OF INDIA) FY : 2023-24							
BANK WISE PROGRESS UNDER FARM CREDIT AS ON 30.06.2023							
(Rs. In Lakh)							
SL. NO.	BANK NAME	TARGET	SANCTIONED		DISBURSED		ACHIEV %AGE
		AMOUNT	NO	AMOUNT	NO	AMOUNT	AMOUNT
	<b>LEAD BANKS</b>						
1	STATE BANK OF INDIA	848398	257591	307991	261302	301155	35.50
2	CENTRAL BANK OF INDIA	338002	140930	72124	140930	70635	20.90
3	PUNJAB NATIONAL BANK	628590	23199	44281	22166	38119	6.06
4	CANARA BANK	265626	24704	33801	24109	31712	11.94
5	UCO BANK	259087	16411	27393	16351	33291	12.85
6	BANK OF BARODA	315959	30156	62556	30186	62511	19.78
7	UNION BANK OF INDIA	103279	13295	15687	13295	15687	15.19
	<b>OTHER BANKS</b>						
8	BANK OF INDIA	208948	26959	29319	26939	26480	12.67
9	BANK OF MAHARASHTRA	1303	577	3329	577	1310	100.54
10	INDIAN BANK	357243	8709	11280	8709	11280	3.16
11	INDIAN OVERSEAS BANK	43743	3020	14977	3020	14977	34.24
12	PUNJAB AND SIND BANK	1046	3	5	3	5	0.48
	<b>Total Public Sector Bank</b>	<b>3371224</b>	<b>545554</b>	<b>622743</b>	<b>547587</b>	<b>607162</b>	<b>18.01</b>
	<b>PRIVATE BANKS</b>						
13	IDBI	33622	4313	9774	4313	7429	22.10
14	ICICI BANK	57572	15027	23252	15027	23252	40.39
15	FEDERAL BANK	5555	4686	6062	4686	6062	109.13
16	JAMMU KASHMIR BANK	0	0	0	0	0	0.00
17	SOUTH INDIAN BANK	15	3	10	3	10	66.67
18	AXIS BANK	26142	3000	102423	999	74134	283.58
19	HDFC BANK	175687	73922	46378	73922	46378	26.40
20	INDUSIND BANK	23211	325212	122255	325212	122255	526.71
21	KARNATAKA BANK	461	2	9	2	9	1.95
22	KOTAK MAHINDRA	149835	82374	37692	82374	37692	25.16
23	YES BANK	1703	3548	1185	3548	1185	69.58
24	BANDHAN BANK	277668	177557	118196	177557	5600	2.02
25	RBL BANK	140011	130391	57215	130391	57215	40.86
26	IDFC FIRST BANK Ltd	9261	19387	8479	19387	8479	91.56
27	Karur Vysya Bank	0	0	0	0	0	0.00
	<b>Total Private Sector Bank</b>	<b>900743</b>	<b>839422</b>	<b>532930</b>	<b>837421</b>	<b>389700</b>	<b>43.26</b>
	<b>Total COMM. BANKS</b>	<b>4271967</b>	<b>1384976</b>	<b>1155673</b>	<b>1385008</b>	<b>996862</b>	<b>23.33</b>
	<b>CO-OPERATIVE BANKS</b>						
28	STATE CO-OP. BANK	406414	7768	3136	7768	3136	0.77
	<b>Total Cooperative Bank</b>	<b>406414</b>	<b>7768</b>	<b>3136</b>	<b>7768</b>	<b>3136</b>	<b>0.77</b>
	<b>REGIONAL RURAL BANKS</b>						
29	DAKSHIN BIHAR GRAMIN BANK	1029282	130104	87929	130104	87928	8.54
30	UTTAR BIHAR GRAMIN BANK	1169909	226067	463658	225109	389536	33.30
	<b>Total Region Rural Bank</b>	<b>2199191</b>	<b>356171</b>	<b>551587</b>	<b>355213</b>	<b>477464</b>	<b>21.71</b>
	<b>SMALL FINANCE BANK</b>						
31	JANA SFB	40175	32324	15263	32324	15264	37.99
32	UTKARSH SFB	343307	94059	51838	94059	51838	15.10
33	UJJIVAN SFB	112714	40616	24496	40616	24496	21.73
34	ESAF SFB	5507	5599	2914	5599	2914	52.91
35	UNITY SFB	0	9819	3847	9819	3847	0.00
	<b>Total Small Financial Bank</b>	<b>501703</b>	<b>182417</b>	<b>98358</b>	<b>182417</b>	<b>98359</b>	<b>19.61</b>
	<b>TOTAL FOR BIHAR</b>	<b>7379275</b>	<b>1931332</b>	<b>1808754</b>	<b>1930406</b>	<b>1575821</b>	<b>21.35</b>

STATE LEVEL BANKERS' COMMITTEE BIHAR, PATNA							
(CONVENOR- STATE BANK OF INDIA) FY : 2023-24							
BANK WISE PROGRESS UNDER AGRICULTURE INFRASTRUCTURE AS ON : 30.06.2023							
SL. NO.	BANK NAME	TARGET	SANCTIONED		DISBURSED		ACHIEV %AGE
		AMOUNT	NO.	AMOUNT	NO.	AMOUNT	AMOUNT
	<b>LEAD BANKS</b>						
1	STATE BANK OF INDIA	80575	5	1	5	1	0.00
2	CENTRAL BANK OF INDIA	18086	18	2794	18	2794	15.45
3	PUNJAB NATIONAL BANK	56107	88	11380	31	8820	15.72
4	CANARA BANK	33584	26	672	26	672	2.00
5	UCO BANK	49054	5	1501	5	804	1.64
6	BANK OF BARODA	32434	99	1401	99	1401	4.32
7	UNION BANK OF INDIA	12741	24	752	24	752	5.90
	<b>OTHER BANKS</b>						
8	BANK OF INDIA	28636	24	627	24	596	2.08
9	BANK OF MAHARASHTRA	209	0	0	0	0	0.00
10	INDIAN BANK	32876	16	191	16	191	0.58
11	INDIAN OVERSEAS BANK	6392	0	0	0	0	0.00
12	PUNJAB AND SIND BANK	71	0	0	0	0	0.00
	<b>Total Public Sector Bank</b>	<b>350765</b>	<b>305</b>	<b>19319</b>	<b>298</b>	<b>16031</b>	<b>4.57</b>
	<b>PRIVATE BANKS</b>						
13	IDBI	6649	9	117	9	47	0.71
14	ICICI BANK	11834	0	0	0	0	0.00
15	FEDERAL BANK	1720	0	0	0	0	0.00
16	JAMMU KASHMIR BANK	0	0	0	0	0	0.00
17	SOUTH INDIAN BANK	0	0	0	0	0	0.00
18	AXIS BANK	4961	0	0	0	0	0.00
19	HDFC BANK	16542	3169	3883	3169	3883	23.47
20	INDUSIND BANK	4539	0	0	0	0	0.00
21	KARNATAKA BANK	129	0	0	0	0	0.00
22	KOTAK MAHINDRA	2660	0	0	0	0	0.00
23	YES BANK	554	0	0	0	0	0.00
24	BANDHAN BANK	43377	12394	6716	6443	0	0.00
25	RBL BANK	554	0	0	0	0	0.00
26	IDFC FIRST BANK Ltd	1107	0	0	0	0	0.00
27	Karur Vysya Bank	0	0	0	0	0	0.00
	<b>Total Private Sector Bank</b>	<b>94626</b>	<b>15572</b>	<b>10716</b>	<b>9621</b>	<b>3930</b>	<b>4.15</b>
	<b>Total COMM. BANKS</b>	<b>445391</b>	<b>15877</b>	<b>30035</b>	<b>9919</b>	<b>19961</b>	<b>4.48</b>
	<b>CO-OPERATIVE BANKS</b>						
28	STATE CO-OP. BANK	32990	0	0	0	0	0.00
	<b>Total Cooperative Bank</b>	<b>32990</b>	<b>0</b>	<b>0</b>	<b>0</b>	<b>0</b>	<b>0.00</b>
	<b>REGIONAL RURAL BANKS</b>						
29	DAKSHIN BIHAR GRAMIN BANK	47719	0	0	0	0	0.00
30	UTTAR BIHAR GRAMIN BANK	114205	0	0	0	0	0.00
	<b>Total Region Rural Bank</b>	<b>161924</b>	<b>0</b>	<b>0</b>	<b>0</b>	<b>0</b>	<b>0.00</b>
	<b>SMALL FINANCE BANK</b>						
31	JANA SFB	3873	0	0	0	0	0.00
32	UTKARSH SFB	22804	0	0	0	0	0.00
33	UJJIVAN SFR	4208	0	0	0	0	0.00
34	ESAF SFB	440	0	0	0	0	0.00
35	UNITY SFB	0	0	0	0	0	0.00
	<b>Total Small Financial Bank</b>	<b>31325</b>	<b>0</b>	<b>0</b>	<b>0</b>	<b>0</b>	<b>0.00</b>
	<b>TOTAL FOR BIHAR</b>	<b>671630</b>	<b>15877</b>	<b>30035</b>	<b>9919</b>	<b>19961</b>	<b>2.97</b>

STATE LEVEL BANKERS' COMMITTEE BIHAR, PATNA									
(CONVENOR- STATE BANK OF INDIA) FY : 2023-24									
BANK-WISE PROGRESS UNDER ANCILLIARY ACTIVITIES AS ON 30.06.2023									
SL. NO.	BANK NAME	TARGET		SANCTIONED		DISBURSED		ACHIEV %AGE	
		NO.	AMOUNT	NO.	AMOUNT	NO.	AMOUNT	NO.	AMOUNT
	<b>LEAD BANKS</b>								
1	STATE BANK OF INDIA	20400	81618	1455	10071	1454	10114	7.13	12.39
2	CENTRAL BANK OF INDIA	1751	13497	168	4287	168	4287	9.59	31.76
3	PUNJAB NATIONAL BANK	7504	38610	1105	18863	1019	18063	13.58	46.78
4	CANARA BANK	8408	35602	1063	18825	1047	16352	12.45	45.93
5	UCO BANK	11470	35133	478	815	365	756	3.18	2.15
6	BANK OF BARODA	29181	95912	1671	23075	1671	23075	5.73	24.06
7	UNION BANK OF INDIA	1157	7874	482	4985	482	4985	41.66	63.31
	<b>OTHER BANKS</b>								
8	BANK OF INDIA	4095	15233	20872	29597	20872	28927	509.69	189.90
9	BANK OF MAHARASHTRA	11	126	0	0	0	0	0.00	0.00
10	INDIAN BANK	20491	72443	229	10328	229	10328	1.12	14.26
11	INDIAN OVERSEAS BANK	912	6998	120	1732	120	1732	12.16	24.75
12	PUNJAB AND SIND BANK	14	30	1	6	1	6	7.14	20.00
	Total Public Sector Bank	105394	403076	27644	122584	27428	118625	26.02	29.43
	<b>PRIVATE BANKS</b>								
13	IDBI	1016	5680	0	0	0	0	0.00	0.00
14	ICICI BANK	1219	8909	29	1972	29	1972	2.38	22.13
15	FEDERAL BANK	378	1295	14	885	14	885	3.70	68.34
16	JAMMU KASHMIR BANK	0	0	0	0	0	0	0.00	0.00
17	SOUTH INDIAN BANK	0	0	0	0	0	0	0.00	0.00
18	AXIS BANK	632	2856	0	0	0	0	0.00	0.00
19	HDFC BANK	4921	18787	335	28752	335	28752	6.81	153.04
20	INDUSIND BANK	361133	685222	325212	28939	79033	28939	21.88	4.22
21	KARNATAKA BANK	96	264	5	536	5	536	5.21	203.03
22	KOTAK MAHINDRA	642	2783	0	0	0	0	0.00	0.00
23	YES BANK	134	490	2	261	2	261	1.49	53.27
24	BANDHAN BANK	7926	45305	299844	18504	299844	29	3783.04	0.06
25	RBL BANK	105	524	119	736	119	736	113.33	140.46
26	IDFC FIRST BANK Ltd	131	904	0	0	0	0	0.00	0.00
27	Karur Vysya Bank	0	0	0	0	0	0	0.00	0.00
	Total Private Sector Bank	378333	773019	625560	80585	379381	62110	100.28	8.03
	Total COMM. BANKS	483727	1176095	653204	203169	406809	180735	84.10	15.37
	<b>CO-OPERATIVE BANKS</b>								
28	STATE CO-OP. BANK	5051	35834	0	0	0	0	0.00	0.00
	Total Cooperative Bank	5051	35834	0	0	0	0	0.00	0.00
	<b>REGIONAL RURAL BANKS</b>								
29	DAKSHIN BIHAR GRAMIN BANK	5241	36340	0	0	0	0	0.00	0.00
30	UTTAR BIHAR GRAMIN BANK	11119	88691	0	0	0	0	0.00	0.00
	Total Region Rural Bank	16360	125031	0	0	0	0	0.00	0.00
	<b>SMALL FINANCE BANK</b>								
31	JANA SFB	254	2767	0	0	0	0	0.00	0.00
32	UTKARSH SFB	3111	19372	0	0	0	0	0.00	0.00
33	UJJIVAN SFB	756	3913	0	0	0	0	0.00	0.00
34	ESAF SFB	94	1083	0	0	0	0	0.00	0.00
35	UNITY SFB	0	0	0	0	0	0	0.00	0.00
	Total Small Financial Bank	4215	27135	0	0	0	0	0.00	0.00
	<b>TOTAL FOR BIHAR</b>	<b>509353</b>	<b>1364095</b>	<b>653204</b>	<b>203169</b>	<b>406809</b>	<b>180735</b>	<b>79.87</b>	<b>13.25</b>

STATE LEVEL BANKERS' COMMITTEE BIHAR, PATNA									
(CONVENOR- STATE BANK OF INDIA) FY : 2023-24									
BANK WISE PROGRESS UNDER FARM MECHANISATION AS ON : 30.06.2023									
SL. NO.	BANK NAME	TARGET		SANCTIONED		DISBURSED		ACHIEV %AGE	ACHIEV %AGE
		NO.	Amt	NO.	AMOUNT	NO.	AMOUNT	NO.	AMT
	LEAD BANKS								
1	STATE BANK OF INDIA	16881	60419	429	1493	429	1493	2.54	2.47
2	CENTRAL BANK OF INDIA	3389	12135	164	42	164	42	4.84	0.35
3	PUNJAB NATIONAL BANK	9644	34523	944	2413	915	2364	9.49	6.85
4	CANARA BANK	6955	24900	24	194	24	188	0.35	0.76
5	UCO BANK	5252	18813	0	0	0	0	0.00	0.00
6	BANK OF BARODA	6549	23460	109	502	109	502	1.66	2.14
7	UNION BANK OF INDIA	1934	6927	73	239	73	239	3.77	3.45
	OTHER BANKS								
8	BANK OF INDIA	3268	11701	22	78	22	70	0.67	0.60
9	BANK OF MAHARASHTRA	10	33	0	0	0	0	0.00	0.00
10	INDIAN BANK	10940	39164	41	132	41	132	0.37	0.34
11	INDIAN OVERSEAS BANK	1338	4801	7	51	7	51	0.52	1.06
12	PUNJAB AND SIND BANK	3	13	0	0	0	0	0.00	0.00
	Total Public Sector Bank	66163	236889	1813	5144	1784	5081	2.70	2.14
	PRIVATE BANKS								
13	IDBI	1159	4152	0	0	0	0	0.00	0.00
14	ICICI BANK	1914	6841	0	0	0	0	0.00	0.00
15	FEDERAL BANK	179	640	0	0	0	0	0.00	0.00
16	JAMMU KASHMIR BANK	0	0	0	0	0	0	0.00	0.00
17	SOUTH INDIAN BANK	0	0	0	0	0	0	0.00	0
18	AXIS BANK	444	1599	0	0	0	0	0.00	0
19	IDFC BANK	22164	79327	67208	31377	67208	31377	303.23	39.55
20	INDUSIND BANK	914	3281	0	0	0	0	0.00	0.00
21	KARNATAKA BANK	25	90	0	0	0	0	0.00	0.00
22	KOTAK MAHINDRA	533	1921	0	0	0	0	0.00	0.00
23	YES BANK	65	234	0	0	0	0	0.00	0.00
24	BANDHAN BANK	11745	42047	0	0	0	0	0.00	0.00
25	RBL BANK	111	400	0	0	0	0	0.00	0.00
26	IDFC FIRST BANK Ltd	224	801	997	509	997	509	445.09	63.55
27	Karur Vysya Bank	0	0	0	0	0	0	0.00	0.00
	Total Private Sector Bank	39477	141333	68205	31886	68205	31886	172.77	22.56
	Total COMM. BANKS	105640	378222	70018	37030	69989	36967	66.25	9.77
	CO-OPERATIVE BANKS								
28	STATE CO-OP. BANK	8029	28755	0	0	0	0	0.00	0.00
	Total Cooperative Bank	8029	28755	0	0	0	0	0.00	0.00
	REGIONAL RURAL BANKS								
29	DAKSHIN BIHAR GRAMIN BANK	15027	53798	15	16	15	16	0.10	0.03
30	UTTAR BIHAR GRAMIN BANK	23081	82633	0	0	0	0	0.00	0.00
	Total Region Rural Bank	38108	136431	15	16	15	16	0.04	0.01
	SMALL FINANCE BANK								
31	JANA SFB	782	2801	0	0	0	0	0.00	0.00
32	UTKARSH SFB	4605	16490	0	0	0	0	0.00	0.00
33	UJJIVAN SFB	846	3040	0	0	0	0	0.00	0.00
34	ESAF SFB	162	576	43	21	43	21	26.54	3.65
35	UNITY SFB	0	0	0	0	0	0	0.00	0.00
	Total Small Financial Bank	6395	22907	43	21	43	21	0.67	0.09
	TOTAL FOR BIHAR	158172	566315	70076	37067	70047	37004	44.29	6.53

STATE LEVEL BANKERS' COMMITTEE BIHAR, PATNA							
(CONVENOR- STATE BANK OF INDIA) FY : 2023-24							
BANK WISE PROGRESS UNDER STORAGE FACILITY AS ON 30.06.2023							
SL. NO.	BANK NAME	Target	SANCTIONED		DISBURSED		ACHIEV %
		AMOUNT	NO.	AMOUNT	NO.	AMOUNT	AMOUNT
	<b>LEAD BANKS</b>						
1	STATE BANK OF INDIA	61764	1	1	1	1	0.00
2	CENTRAL BANK OF INDIA	14572	0	0	0	0	0.00
3	PUNJAB NATIONAL BANK	42714	70	5954	65	3956	9.26
4	CANARA BANK	27624	26	672	26	672	2.43
5	UCO BANK	21514	5	1501	5	804	3.74
6	BANK OF BARODA	26818	9	1026	9	1026	3.83
7	UNION BANK OF INDIA	10479	3	387	3	387	3.69
	<b>OTHER BANKS</b>						
8	BANK OF INDIA	22027	1	5	1	5	0.02
9	BANK OF MAHARASHTRA	110	0	0	0	0	0.00
10	INDIAN BANK	27184	16	191	16	191	0.70
11	INDIAN OVERSEAS BANK	5249	0	0	0	0	0.00
12	PUNJAB AND SIND BANK	25	0	0	0	0	0.00
	Total Public Sector Bank	260080	131	9737	126	7042	2.71
	<b>PRIVATE BANKS</b>						
13	IDBI	5236	0	0	0	0	0.00
14	ICICI BANK	9357	0	0	0	0	0.00
15	FEDERAL BANK	1564	0	0	0	0	0.00
16	JAMMU KASHMIR BANK	0	0	0	0	0	0.00
17	SOUTH INDIAN BANK	0	0	0	0	0	0.00
18	AXIS BANK	4123	0	0	0	0	0.00
19	HDFC BANK	13768	0	0	0	0	0.00
20	INDUSIND BANK	3758	0	0	0	0	0.00
21	KARNATAKA BANK	110	0	0	0	0	0.00
22	KOTAK MAHINDRA	2201	0	0	0	0	0.00
23	YES BANK	459	0	0	0	0	0.00
24	BANDHAN BANK	30786	0	0	0	0	0.00
25	RBL BANK	459	0	0	0	0	0.00
26	IDFC FIRST BANK Ltd	915	0	0	0	0	0.00
27	Karur Vysya Bank	0	0	0	0	0	0.00
	Total Private Sector Bank	72736	0	0	0	0	0.00
	Total COMM. BANKS	332816	131	9737	126	7042	2.12
	<b>CO-OPERATIVE BANKS</b>						
28	STATE CO-OP. BANK	26911	0	0	0	0	0.00
	Total Cooperative Bank	26911	0	0	0	0	0.00
	<b>REGIONAL RURAL BANKS</b>						
29	DAKSHIN BIHAR GRAMIN BANK	34876	0	0	0	0	0.00
30	UTTAR BIHAR GRAMIN BANK	94433	0	0	0	0	0.00
	Total Region Rural Bank	129309	0	0	0	0	0.00
	<b>SMALL FINANCE BANK</b>						
31	JANA SFB	3206	0	0	0	0	0.00
32	UTKARSH SFB	18857	0	0	0	0	0.00
33	UJJIVAN SFB	3483	0	0	0	0	0.00
34	ESAF SFB	256	0	0	0	0	0.00
35	UNITY SFB	0	0	0	0	0	0.00
	Total Small Financial Bank	25802	0	0	0	0	0.00
	<b>TOTAL FOR BIHAR</b>	<b>514838</b>	<b>131</b>	<b>9737</b>	<b>126</b>	<b>7042</b>	<b>1.37</b>

STATE LEVEL BANKERS' COMMITTEE BIHAR, PATNA									
(CONVENOR- STATE BANK OF INDIA) FY : 2023-24									
BANK WISE PROGRESS UNDER FOOD AND AGRO PROCESSING AS ON : 30.06.2023									
SL. NO.	BANK NAME	TARGET		SANCTIONED		DISBURSED		ACHIEV %AGE	ACHIEV %AGE
		NO.	Amt	NO.	AMOUNT	NO.	AMOUNT	NO.	AMT
	<b>LEAD BANKS</b>								
1	STATE BANK OF INDIA	3617	49899	75	850	75	850	2.07	1.70
2	CENTRAL BANK OF INDIA	855	11810	3	35	3	35	0.35	0.30
3	PUNJAB NATIONAL BANK	2052	28305	610	15623	535	15023	26.07	53.08
4	CANARA BANK	1656	22835	121	5283	121	4982	7.31	21.82
5	UCO BANK	1129	15601	34	165	34	126	3.01	0.81
6	BANK OF BARODA	3422	47232	80	4552	80	4552	2.34	9.64
7	UNION BANK OF INDIA	481	6605	86	815	86	815	17.88	12.34
	<b>OTHER BANKS</b>								
8	BANK OF INDIA	624	8663	1320	9285	1320	8992	211.54	103.80
9	BANK OF MAHARASHTRA	10	125	0	0	0	0	0.00	0.00
10	INDIAN BANK	2831	39068	42	1065	42	1065	1.48	2.73
11	INDIAN OVERSEAS BANK	448	6115	41	541	41	541	9.15	8.85
12	PUNJAB AND SIND BANK	2	17	1	6	1	6	50.00	35.29
	<b>Total Public Sector Bank</b>	<b>17127</b>	<b>236275</b>	<b>2413</b>	<b>38200</b>	<b>2338</b>	<b>36987</b>	<b>13.65</b>	<b>15.65</b>
	<b>PRIVATE BANKS</b>								
13	IDBI	311	4344	0	0	0	0	0.00	0.00
14	ICICI BANK	560	7667	0	0	0	0	0.00	0.00
15	FEDERAL BANK	49	673	11	825	11	825	22.45	122.59
16	JAMMU KASHMIR BANK	0	0	0	0	0	0	0.00	0.00
17	SOUTH INDIAN BANK	0	0	0	0	0	0	0.00	0
18	AXIS BANK	137	1919	0	0	0	0	0.00	0
19	HDFC BANK	807	11020	0	0	0	0	0.00	0.00
20	INDUSIND BANK	232	3116	0	0	0	0	0.00	0.00
21	KARNATAKA BANK	7	96	5	536	5	536	71.43	558.33
22	KOTAK MAHINDRA	137	1824	0	0	0	0	0.00	0.00
23	YES BANK	21	277	0	0	0	0	0.00	0.00
24	BANDHAN BANK	2547	35143	0	0	0	0	0.00	0.00
25	RBL BANK	29	380	0	0	0	0	0.00	0.00
26	IDFC FIRST BANK Ltd	55	760	0	0	0	0	0.00	0.00
27	Karur Vyasa Bank	0	0	0	0	0	0	0.00	0.00
	<b>Total Private Sector Bank</b>	<b>4892</b>	<b>67219</b>	<b>16</b>	<b>1361</b>	<b>16</b>	<b>1361</b>	<b>0.33</b>	<b>2.02</b>
	<b>Total COMM. BANKS</b>	<b>22019</b>	<b>303494</b>	<b>2429</b>	<b>39561</b>	<b>2354</b>	<b>38348</b>	<b>10.69</b>	<b>12.64</b>
	<b>CO-OPERATIVE BANKS</b>								
28	STATE CO-OP. BANK	2211	30475	0	0	0	0	0.00	0.00
	<b>Total Cooperative Bank</b>	<b>2211</b>	<b>30475</b>	<b>0</b>	<b>0</b>	<b>0</b>	<b>0</b>	<b>0.00</b>	<b>0.00</b>
	<b>REGIONAL RURAL BANKS</b>								
29	DAKSHIN BIHAR GRAMIN BANK	2221	30633	0	0	0	0	0.00	0
30	UTTAR BIHAR GRAMIN BANK	5689	78432	0	0	0	0	0.00	0.00
	<b>Total Region Rural Bank</b>	<b>7910</b>	<b>109065</b>	<b>0</b>	<b>0</b>	<b>0</b>	<b>0</b>	<b>0.00</b>	<b>0.00</b>
	<b>SMALL FINANCE BANK</b>								
31	JANA SFB	196	2660	0	0	0	0	0.00	0.00
32	UTKASH SFB	1141	15656	0	0	0	0	0.00	0.00
23	UJJWANI SFB	215	2888	0	0	0	0	0.00	0.00
34	ESAF SFB	78	1059	0	0	0	0	0.00	0
35	UNITY SFB	0	0	0	0	0	0	0.00	0.00
	<b>Total Small Financial Bank</b>	<b>1630</b>	<b>22263</b>	<b>0</b>	<b>0</b>	<b>0</b>	<b>0</b>	<b>0.00</b>	<b>0.00</b>
	<b>TOTAL FOR BIHAR</b>	<b>33770</b>	<b>465297</b>	<b>2429</b>	<b>39561</b>	<b>2354</b>	<b>38348</b>	<b>6.97</b>	<b>8.24</b>



STATE LEVEL BANKERS' COMMITTEE BIHAR, PATNA									
(CONVENOR- STATE BANK OF INDIA) FY : 2023-24									
AGRI TERM LOAN (ATL) - BANKWISE AS ON : 30.06.2023									
SL. NO.	BANK NAME	TARGET		SANCTIONED		DISBURSED		ACHIEV %AGE	ACHIEV %AGE
		NO.	Amt	NO.	AMOUNT	NO.	AMOUNT	NO.	AMT
	LEAD BANKS								
1	STATE BANK OF INDIA	190204	315336	101653	160918	102308	148056	53.79	46.95
2	CENTRAL BANK OF INDIA	58362	99540	132559	54835	132559	64835	227.13	65.13
3	PUNJAB NATIONAL BANK	141231	212157	6197	20772	5472	14862	3.87	7.01
4	CANARA BANK	85473	123140	16109	21397	16104	19654	18.84	15.96
5	UCO BANK	106457	118734	5812	11817	5867	10552	5.51	8.89
6	BANK OF BARODA	108207	142073	8562	16628	8592	16583	7.94	11.67
7	UNION BANK OF INDIA	26413	40187	1084	3088	1084	3088	4.10	7.68
	OTHER BANKS								
8	BANK OF INDIA	78926	105149	14119	20499	14119	17681	17.89	16.82
9	BANK OF MAHARASHTRA	191	263	440	3123	440	1128	230.37	428.90
10	INDIAN BANK	98309	157565	6738	9225	6738	9225	6.85	5.85
11	INDIAN OVERSEAS BANK	16768	24069	796	7454	796	7454	4.75	30.97
12	PUNJAB AND SIND BANK	451	1016	0	0	0	0	0.00	0.00
	Total Public Sector Bank	910992	1339229	294069	339756	294079	313118	32.28	23.38
	PRIVATE BANKS								
13	IDBI	15815	20778	2086	1935	2086	1763	13.19	8.48
14	ICICI BANK	25369	36621	13942	18075	13942	18075	54.96	49.36
15	FEDERAL BANK	2426	3442	4	5	4	5	0.16	0.15
16	JAMMU KASHMIR BANK	0	0	0	0	0	0	0.00	0.00
17	SOUTH INDIAN BANK	7	15	3	10	3	10	42.86	66.67
18	AXIS BANK	12057	15622	0	0	0	0	0.00	0
19	HDFC BANK	59280	125558	73343	45142	73343	45142	123.72	35.95
20	INDUSIND BANK	12114	16856	325212	122255	325212	122255	2681.60	725.29
21	KARNATAKA BANK	342	461	2	9	2	9	0.58	1.95
22	KOTAK MAHINDRA	69069	139969	82374	37692	82374	37692	119.26	26.93
23	YES BANK	1320	1703	0	0	0	0	0.00	0.00
24	BANDHAN BANK	143409	203137	177557	118196	177557	5600	123.81	2.76
25	RBL BANK	66419	137899	130391	57215	130391	57215	196.32	41.49
26	IDFC FIRST BANK Ltd	4294	7149	0	0	19387	8479	451.49	118.60
27	Karur Vysya Bank	0	0	0	0	0	0	0.00	0.00
	Total Private Sector Bank	411921	709210	804914	400534	824301	296245	200.11	41.77
	Total COMM. BANKS	1322913	2048439	1098983	740290	1118380	609363	84.54	29.75
	CO-OPERATIVE BANKS								
28	STATE CO-OP. BANK	106496	142601	319	509	319	509	0.30	0.36
	Total Cooperative Bank	106496	142601	319	509	319	509	0.30	0.36
	REGIONAL RURAL BANKS								
29	DAKSHIN BIHAR GRAMIN BANK	282677	394075	109834	72545	109834	72544	38.85	18.41
30	UTTAR BIHAR GRAMIN BANK	313131	447650	82242	251921	81354	198688	25.98	44.38
	Total Region Rural Bank	595808	841725	192076	324466	191188	271232	32.09	32.22
	SMALL FINANCE BANK								
31	JANA SFB	17568	30313	32324	15263	32324	15264	183.99	50.35
32	UTKARSH SFB	124556	222684	94059	51838	94059	51838	75.52	23.28
33	UJJIVAN SFB	50271	98111	40616	24496	40616	24496	80.79	24.97
34	ESAF SFB	2581	4475	5599	2914	5599	2914	216.93	65.12
35	UNITY SFB	0	0	9819	3847	9819	3847	0.00	0.00
	Total Small Financial Bank	194976	355583	182417	98358	182417	98359	93.56	27.66
	TOTAL FOR BIHAR	2220193	3388348	1473795	1163623	1492304	979463	67.22	28.91

STATE LEVEL BANKERS' COMMITTEE BIHAR, PATNA							
(CONVENOR- STATE BANK OF INDIA) FY : 2023-24							
BANK WISE PROGRESS UNDER JOINT LIABILITY GROUP AS ON : 30.06.2023							
SL. NO.	BANK NAME	TARGET	SANCTIONED		DISBURSED		ACHIEV %AGE
		NO.	NO.	AMOUNT	NO.	AMOUNT	NO.
	<b>LEAD BANKS</b>						
1	STATE BANK OF INDIA	558	140	1999	140	1999	25.09
2	CENTRAL BANK OF INDIA	740	692	68	692	68	93.51
3	PUNJAB NATIONAL BANK	973	35	11	35	4	3.60
4	CANARA BANK	3672	472	708	472	708	12.85
5	UCO BANK	269	61	43	61	34	22.68
6	BANK OF BARODA	10	8	15	8	15	80.00
7	UNION BANK OF INDIA	140	4	4	4	4	2.86
	<b>OTHER BANKS</b>						
8	BANK OF INDIA	10	0	0	0	0	0.00
9	BANK OF MAHARASHTRA	5	0	0	0	0	0.00
10	INDIAN BANK	10	0	0	0	0	0.00
11	INDIAN OVERSEAS BANK	5	0	0	0	0	0.00
12	PUNJAB AND SIND BANK	5	0	0	0	0	0.00
	<b>Total Public Sector Bank</b>	<b>6397</b>	<b>1412</b>	<b>2848</b>	<b>1412</b>	<b>2832</b>	<b>22.07</b>
	<b>PRIVATE BANKS</b>						
13	IDBI	645	2052	1764	2052	1691	318.14
14	ICICI BANK	10	0	0	0	0	0.00
15	FEDERAL BANK	0	0	0	0	0	0.00
16	JAMMU KASHMIR BANK	0	0	0	0	0	0.00
17	SOUTH INDIAN BANK	0	0	0	0	0	0.00
18	AXIS BANK	10	0	0	0	0	0.00
19	HDFC BANK	10	0	0	0	0	0.00
20	INDUSIND BANK	10	0	0	0	0	0.00
21	KARNATAKA BANK	0	0	0	0	0	0.00
22	KOTAK MAHINDRA	0	0	0	0	0	0.00
23	YES BANK	0	0	0	0	0	0.00
24	BANDHAN BANK	40	0	0	0	0	0.00
25	RBL BANK	0	0	0	0	0	0.00
26	IDFC FIRST BANK Ltd	0	0	0	0	0	0.00
27	Karur Vysya Bank	0	0	0	0	0	0.00
	<b>Total Private Sector Bank</b>	<b>725</b>	<b>2052</b>	<b>1764</b>	<b>2052</b>	<b>1691</b>	<b>283.03</b>
	<b>Total COMM. BANKS</b>	<b>0</b>	<b>3464</b>	<b>4612</b>	<b>3464</b>	<b>4523</b>	<b>0.00</b>
	<b>CO-OPERATIVE BANKS</b>						<b>0.00</b>
28	STATE CO-OP. BANK	0	319	509	319	509	0.00
	<b>Total Cooperative Bank</b>	<b>0</b>	<b>319</b>	<b>509</b>	<b>319</b>	<b>509</b>	<b>0.00</b>
	<b>REGIONAL RURAL BANKS</b>						
29	DAKSHIN BIHAR GRAMIN BANK	200	0	0	0	0	0.00
30	UTTAR BIHAR GRAMIN BANK	200	0	0	0	0	0.00
	<b>Total Region Rural Bank</b>	<b>400</b>	<b>0</b>	<b>0</b>	<b>0</b>	<b>0</b>	<b>0.00</b>
	<b>SMALL FINANCE BANK</b>						
31	JANA SFB	10	0	0	0	0	0.00
32	UTKARSH SFB	92848	94059	51838	94059	51838	101.20
33	UJJIVAN SFB	10	0	0	0	0	0.00
34	ESAF SFB	10	0	0	0	0	0.00
35	UNITY SFB	0	0	0	0	0	0.00
	<b>Total Small Financial Bank</b>	<b>92878</b>	<b>94059</b>	<b>51838</b>	<b>94059</b>	<b>51838</b>	<b>101.27</b>
	<b>TOTAL FOR BIHAR</b>	<b>100000</b>	<b>97842</b>	<b>56959</b>	<b>97842</b>	<b>56870</b>	<b>97.84</b>

STATE LEVEL BANKERS' COMMITTEE BIHAR, PATNA							
(CONVENOR- STATE BANK OF INDIA) FY : 2023-24							
BANK WISE PROGRESS UNDER SOCIAL INFRASTRUCTURE AS ON 30.06.2023							
SL. NO.	BANK NAME	TARGET	SANCTIONED		DISBURSED		ACHIEV %AGE
		AMOUNT	NO	AMOUNT	NO	AMOUNT	AMT
	<b>LEAD BANKS</b>						
1	STATE BANK OF INDIA	45875	17	45	13	33	0.07
2	CENTRAL BANK OF INDIA	22212	0	0	0	0	0.00
3	PUNJAB NATIONAL BANK	38534	0	0	0	0	0.00
4	CANARA BANK	13860	0	0	0	0	0.00
5	UCO BANK	5305	0	0	0	0	0.00
6	BANK OF BARODA	15684	0	0	0	0	0.00
7	UNION BANK OF INDIA	11950	4	6	4	6	0.05
	<b>OTHER BANKS</b>						
8	BANK OF INDIA	954	0	0	0	0	0.00
9	BANK OF MAHARASHTRA	706	0	0	0	0	0.00
10	INDIAN BANK	253	0	0	0	0	0.00
11	INDIAN OVERSEAS BANK	3283	0	0	0	0	0.00
12	PUNJAB AND SIND BANK	830	0	0	0	0	0.00
	Total Public Sector Bank	159446	21	51	17	39	0.02
	<b>PRIVATE BANKS</b>						
13	IDBI	283	0	0	0	0	0.00
14	ICICI BANK	710	0	0	0	0	0.00
15	FEDERAL BANK	995	0	0	0	0	0.00
16	JAMMU KASHMIR BANK	5	0	0	0	0	0.00
17	SOUTH INDIAN BANK	8	0	0	0	0	0.00
18	AXIS BANK	1917	0	0	0	0	0.00
19	HDFC BANK	1168	0	0	0	0	0.00
20	INDUSIND BANK	0	248	31	248	31	0.00
21	KARNATAKA BANK	40	0	0	0	0	0.00
22	KOTAK MAHINDRA	2538	0	0	0	0	0.00
23	YES BANK	0	0	0	0	0	0.00
24	BANDHAN BANK	3179	0	0	0	0	0.00
25	RBL BANK	110	0	0	0	0	0.00
26	IDFC FIRST BANK Ltd	0	2	1	2	1	0.00
27	Karur Vysya Bank	0	0	0	0	0	0.00
	Total Private Sector Bank	10953	250	32	250	32	0.29
	Total COMM. BANKS	170399	271	83	267	71	0.04
	<b>CO-OPERATIVE BANKS</b>						
28	STATE CO-OP. BANK	0	0	0	0	0	0.00
	Total Cooperative Bank	0	0	0	0	0	0.00
	<b>REGIONAL RURAL BANKS</b>						
29	DAKSHIN BIHAR GRAMIN BANK	1075	0	0	0	0	0.00
30	UTTAR BIHAR GRAMIN BANK	172	0	0	0	0	0.00
	Total Region Rural Bank	1247	0	0	0	0	0.00
	<b>SMALL FINANCE BANK</b>						
31	JANA SFB	768	0	0	0	0	0.00
32	UTKARSH SFB	125	0	0	0	0	0.00
33	UJJIVAN SFB	2040	0	0	0	0	0.00
34	ESAF SFB	33	0	0	0	0	0.00
35	UNITY SFB	0	0	0	0	0	0.00
	Total Small Financial Bank	2966	0	0	0	0	0.00
	<b>TOTAL FOR BIHAR</b>	<b>174612</b>	<b>271</b>	<b>83</b>	<b>267</b>	<b>71</b>	<b>0.04</b>

STATE LEVEL BANKERS' COMMITTEE BIHAR, PATNA							
(CONVENOR- STATE BANK OF INDIA) FY : 2023-24							
BANK WISE PROGRESS UNDER RENEWABLE ENERGY AS ON 30.06.2023							
(In Rs. Lacs)							
SL. NO.	BANK NAME	TARGET	SANCTIONED		DISBURSED		ACHIEV %AGE
		AMOUNT	NO	AMOUNT	NO	AMOUNT	AMT
	<b>LEAD BANKS</b>						
1	STATE BANK OF INDIA	5697	3	3	3	3	0.05
2	CENTRAL BANK OF INDIA	2758	0	0	0	0	0.00
3	PUNJAB NATIONAL BANK	5098	2	13	2	11	0.22
4	CANARA BANK	1722	0	0	0	0	0.00
5	UCO BANK	1130	0	0	0	0	0.00
6	BANK OF BARODA	1952	0	0	0	0	0.00
7	UNION BANK OF INDIA	1476	0	0	0	0	0.00
	<b>OTHER BANKS</b>						
8	BANK OF INDIA	624	0	0	0	0	0.00
9	BANK OF MAHARASHTRA	85	0	0	0	0	0.00
10	INDIAN BANK	307	0	0	0	0	0.00
11	INDIAN OVERSEAS BANK	413	0	0	0	0	0.00
12	PUNJAB AND SIND BANK	82	0	0	0	0	0.00
	<b>Total Public Sector Bank</b>	<b>21344</b>	<b>5</b>	<b>16</b>	<b>5</b>	<b>14</b>	<b>0.07</b>
	<b>PRIVATE BANKS</b>						
13	IDBI	213	0	0	0	0	0.00
14	ICICI BANK	507	0	0	0	0	0.00
15	FEDERAL BANK	293	0	0	0	0	0.00
16	JAMMU KASHMIR BANK	3	0	0	0	0	0.00
17	SOUTH INDIAN BANK	1	0	0	0	0	0.00
18	AXIS BANK	1056	0	0	0	0	0.00
19	HDFC BANK	759	0	0	0	0	0.00
20	INDUSIND BANK	0	0	0	0	0	0.00
21	KARNATAKA BANK	1	0	0	0	0	0.00
22	KOTAK MAHINDRA	340	0	0	0	0	0.00
23	YES BANK	0	0	0	0	0	0.00
24	BANDHAN BANK	431	0	0	0	0	0.00
25	RBL BANK	12	0	0	0	0	0.00
26	IDFC FIRST BANK Ltd	0	0	0	0	0	0.00
27	Karur Vysya Bank	0	0	0	0	0	0.00
	<b>Total Private Sector Bank</b>	<b>3616</b>	<b>0</b>	<b>0</b>	<b>0</b>	<b>0</b>	<b>0.00</b>
	<b>Total COMM. BANKS</b>	<b>24960</b>	<b>5</b>	<b>16</b>	<b>5</b>	<b>14</b>	<b>0.06</b>
	<b>CO-OPERATIVE BANKS</b>						
28	STATE CO-OP. BANK	0	0	0	0	0	0.00
	<b>Total Cooperative Bank</b>	<b>0</b>	<b>0</b>	<b>0</b>	<b>0</b>	<b>0</b>	<b>0.00</b>
	<b>REGIONAL RURAL BANKS</b>						
29	DAKSHIN BIHAR GRAMIN BANK	176	0	0	0	0	0.00
30	UTTAR BIHAR GRAMIN BANK	339	0	0	0	0	0.00
	<b>Total Region Rural Bank</b>	<b>515</b>	<b>0</b>	<b>0</b>	<b>0</b>	<b>0</b>	<b>0.00</b>
	<b>SMALL FINANCE BANK</b>						
31	JANA SFB	204	0	0	0	0	0.00
32	UTKARSH SFB	34	0	0	0	0	0.00
33	UJJIVAN SFB	545	0	0	0	0	0.00
34	ESAF SFB	20	0	0	0	0	0.00
35	UNITY SFB	0	0	0	0	0	0.00
	<b>Total Small Financial Bank</b>	<b>803</b>	<b>0</b>	<b>0</b>	<b>0</b>	<b>0</b>	<b>0.00</b>
	<b>TOTAL FOR BIHAR</b>	<b>26278</b>	<b>5</b>	<b>16</b>	<b>5</b>	<b>14</b>	<b>0.05</b>

**STATE LEVEL BANKERS' COMMITTEE BIHAR, PATNA**  
**(CONVENOR- STATE BANK OF INDIA) FY : 2023-24**  
**BANK WISE PROGRESS UNDER PRIORITY SECTOR HOUSING LOAN AS ON 30.06.2023**

SL. NO.	BANK NAME	TARGET		SANCTIONED		DISBURSED		ACHIEV %AGE	
		No	Amt	NO	AMOUNT	NO	AMOUNT	NO	AMT
	<b>LEAD BANKS</b>								
1	STATE BANK OF INDIA	11598	139107	13296	111298	13288	82401	114.64	80.01
2	CENTRAL BANK OF INDIA	2569	30874	1292	8917	1292	8917	50.29	28.88
3	PUNJAB NATIONAL BANK	2529	30301	1501	17212	1299	15987	59.35	56.80
4	CANARA BANK	2528	30293	346	10540	346	10408	13.69	34.79
5	UCO BANK	545	6593	999	6064	839	5121	183.30	91.98
6	BANK OF BARODA	3232	38798	315	7345	315	5845	9.75	18.93
7	UNION BANK OF INDIA	1385	16600	168	3018	168	3018	12.13	18.18
	<b>OTHER BANKS</b>								
8	BANK OF INDIA	394	4730	307	2249	307	1548	77.92	47.55
9	BANK OF MAHARASHTRA	83	989	8	131	8	111	9.64	13.25
10	INDIAN BANK	499	5978	78	392	78	392	15.63	6.56
11	INDIAN OVERSEAS BANK	470	5576	176	3189	176	3189	37.45	57.19
12	PUNJAB AND SIND BANK	490	5815	5	59	5	59	1.02	1.01
	<b>Total Public Sector Bank</b>	<b>26322</b>	<b>315654</b>	<b>18491</b>	<b>170414</b>	<b>18121</b>	<b>136996</b>	<b>70.25</b>	<b>53.99</b>
	<b>PRIVATE BANKS</b>								
13	IDBI	49	493	30	646	30	97	61.22	131.03
14	ICICI BANK	306	3644	44	806	44	806	14.38	22.12
15	FEDERAL BANK	67	812	4	57	4	57	5.97	7.02
16	JAMMU KASHMIR BANK	5	57	3	15	2	15	60.00	26.32
17	SOUTH INDIAN BANK	1	17	1	19	1	19	100.00	111.76
18	AXIS BANK	309	3749	133	1230	133	230	43.04	32.81
19	HDFC BANK	80	971	250	260	250	260	312.50	26.78
20	INDUSIND BANK	0	0	0	0	0	0	0.00	0.00
21	KARNATAKA BANK	16	187	13	217	13	217	81.25	116.04
22	KOTAK MAHINDRA	331	3938	0	0	0	0	0.00	0.00
23	YES BANK	0	0	0	0	0	0	0.00	0.00
24	BANDHAN BANK	342	4075	408	2498	408	2498	119.30	61.30
25	RBL BANK	33	410	0	0	0	0	0.00	0.00
26	IDFC FIRST BANK Ltd	0	0	0	0	0	0	0.00	0.00
27	Karur Vysya Bank	0	0	2	44	2	44	0.00	0.00
	<b>Total Private Sector Bank</b>	<b>1539</b>	<b>18353</b>	<b>882</b>	<b>5792</b>	<b>887</b>	<b>4243</b>	<b>57.70</b>	<b>31.56</b>
	<b>Total COMM. BANKS</b>	<b>27861</b>	<b>334007</b>	<b>19379</b>	<b>176206</b>	<b>19008</b>	<b>141239</b>	<b>69.56</b>	<b>52.76</b>
	<b>CO-OPERATIVE BANKS</b>								
28	STATE CO-OP. BANK	0	0	0	0	0	0	0.00	0.00
	<b>Total Cooperative Bank</b>	<b>0</b>	<b>0</b>	<b>0</b>	<b>0</b>	<b>0</b>	<b>0</b>	<b>0.00</b>	<b>0.00</b>
	<b>REGIONAL RURAL BANKS</b>								
29	DAKSHIN BIHAR GRAMIN BANK	500	5992	375	5398	375	5398	75.00	90.09
30	UTTAR BIHAR GRAMIN BANK	105	1245	64	1599	56	520	60.95	128.43
	<b>Total Region Rural Bank</b>	<b>605</b>	<b>7237</b>	<b>439</b>	<b>6997</b>	<b>431</b>	<b>5918</b>	<b>72.56</b>	<b>96.68</b>
	<b>SMALL FINANCE BANK</b>								
31	JANA SFB	56	694	71	112	71	112	126.79	16.14
32	UTKARSH SFB	336	4001	233	484	233	484	69.35	12.10
33	UJJIVAN SFB	180	2148	389	456	389	456	216.11	21.23
34	ESAF SFB	0	0	0	0	0	0	0.00	0.00
35	UNITY SFB	3	50	0	0	0	0	0.00	0.00
	<b>Total Small Financial Bank</b>	<b>575</b>	<b>6893</b>	<b>693</b>	<b>1052</b>	<b>693</b>	<b>1052</b>	<b>120.52</b>	<b>15.26</b>
	<b>TOTAL FOR BIHAR</b>	<b>29041</b>	<b>348137</b>	<b>20511</b>	<b>184255</b>	<b>20132</b>	<b>148209</b>	<b>70.63</b>	<b>52.93</b>

STATE LEVEL BANKERS' COMMITTEE BIHAR, PATNA							
(CONVENOR- STATE BANK OF INDIA) FY : 2023-24							
BANK WISE OUTSTANDING AND NPA UNDER HOUSING LOAN AS ON 30.06.2023							
(Amount in Rs.Lakh)							
SL. NO.	BANKS NAME	HOUSING LOAN OUTSTANDING		NPA IN HOUSING LOAN		NPA%	
		NO.	AMOUNT	NO.	AMOUNT	NO.	AMOUNT
	<b>LEAD BANKS</b>						
1	STATE BANK OF INDIA	52913	923300	258	1919	0.49	0.21
2	CENTRAL BANK OF INDIA	6495	56506	1217	2577	18.74	4.56
3	PUNJAB NATIONAL BANK	20121	299861	821	5076	4.08	1.69
4	CANARA BANK	9988	164796	219	1984	2.19	1.20
5	UCO BANK	15687	49846	284	655	1.81	1.31
6	BANK OF BARODA	7897	144497	167	1597	2.11	1.11
7	UNION BANK OF INDIA	4737	67970	312	2260	6.59	3.32
	<b>OTHER BANKS</b>						
8	BANK OF INDIA	8475	128948	208	1197	2.45	0.93
9	BANK OF MAHARASHTRA	1092	2204	9	208	0.82	9.44
10	INDIAN BANK	9330	154752	549	5029	5.88	3.25
11	INDIAN OVERSEAS BANK	2911	46122	33	448	1.13	0.97
12	PUNJAB AND SIND BANK	330	8007	31	413	9.39	5.16
	<b>Total Public Sector Bank</b>	<b>139976</b>	<b>2046809</b>	<b>4108</b>	<b>23363</b>	<b>2.93</b>	<b>1.14</b>
	<b>PRIVATE BANKS</b>						
13	IDBI	2775	32656	71	632	2.56	1.94
14	ICICI BANK	5880	185899	84	1972	1.43	1.06
15	FEDERAL BANK	101	2410	1	21	0.99	0.87
16	JAMMU KASHMIR BANK	60	612	0	0	0.00	0.00
17	SOUTH INDIAN BANK	0	0	0	0	0.00	0.00
18	AXIS BANK	35	11155	20	207	57.14	1.86
19	HDFC BANK	2723	24318	23	78	0.84	0.32
20	INDUSIND BANK	0	0	0	0	0.00	0.00
21	KARNATAKA BANK	24	606	0	0	0.00	0.00
22	KOTAK MAHINDRA	8	187	0	0	0.00	0.00
23	YES BANK	0	0	0	0	0.00	0.00
24	BANDHAN BANK	2126	27573	74	528	3.48	1.91
25	RBL BANK	0	0	281	1996	0.00	0.00
26	IDFC FIRST BANK Ltd	1	5	0	0	0.00	0.00
27	Karur Vysya Bank	10	350	0	0	0.00	0.00
	<b>Total Private Sector Bank</b>	<b>13743</b>	<b>285771</b>	<b>554</b>	<b>5434</b>	<b>4.03</b>	<b>1.90</b>
	<b>Total COMM. BANKS</b>	<b>153719</b>	<b>2332580</b>	<b>4662</b>	<b>28797</b>	<b>3.03</b>	<b>1.23</b>
	<b>CO-OPERATIVE BANKS</b>						
28	STATE CO-OP. BANK	1493	2051	0	0	0.00	0.00
	<b>Total Cooperative Bank</b>	<b>1493</b>	<b>2051</b>	<b>0</b>	<b>0</b>	<b>0.00</b>	<b>0.00</b>
	<b>REGIONAL RURAL BANKS</b>						
29	DAKSHIN BIHAR GRAMIN BANK	4102	48857	380	1516	9.26	3.10
30	UTTAR BIHAR GRAMIN BANK	3880	18404	2572	1623	66.29	8.82
	<b>Total Region Rural Bank</b>	<b>7982</b>	<b>67261</b>	<b>2952</b>	<b>3139</b>	<b>36.98</b>	<b>4.67</b>
	<b>SMALL FINANCE BANK</b>						
31	JANA SFB	848	2681	0	0	0.00	0.00
32	UTKARSH SFB	168	2345	3	264	1.79	11.26
33	UJJIVAN SFB	3402	12885	2	0	0.06	0.00
34	ESAF SFB	17	10	8	1	47.06	10.00
35	UNITY SFB	0	0	0	0	0.00	0.00
	<b>Total Small Financial Bank</b>	<b>4435</b>	<b>17921</b>	<b>13</b>	<b>265</b>	<b>0.29</b>	<b>1.48</b>
	<b>TOTAL FOR BIHAR</b>	<b>167629</b>	<b>2419813</b>	<b>7627</b>	<b>32201</b>	<b>4.55</b>	<b>1.33</b>

STATE LEVEL BANKERS' COMMITTEE BIHAR, PATNA							
(CONVENOR- STATE BANK OF INDIA) FY : 2023-24							
CUMULATIVE REPORT AS ON 30.06.2023							
Performance under Credit Linked Subsidy Scheme (CLSS) of Pradhan Mantri Awas Yojana (PMAY)							
SL NO.	BANKS NAME	Total No. of all Housing Loans sanctioned since 01.04.2015	Out of (B), Housing Loans covered under CLSS of PMAY since 01.04.2015			Subsidy received since 01.04.2015	
			No.	Amt. Sanctioned	Amt. of Subsidy Claimed	No.	Amt.
	<b>LEAD BANKS</b>						
1	STATE BANK OF INDIA	35697	9686	171027	21298	7465	16491
2	CENTRAL BANK OF INDIA	4857	678	11457	739	310	533
3	PUNJAB NATIONAL BANK	23438	10577	18490	18490	2780	3412
4	CANARA BANK	11006	1439	35963	4175	883	2077
5	UCO BANK	4872	201	985	423	156	345
6	BANK OF BARODA	5911	349	6980	778	349	778
7	UNION BANK OF INDIA	3139	474	2838	715	217	473
	<b>OTHER BANKS</b>						
8	BANK OF INDIA	7169	399	7502	478	55	138
9	BANK OF MAHARASHTRA	1010	37	728	65	18	32
10	INDIAN BANK	9442	368	10717	772	444	703
11	INDIAN OVERSEAS BANK	3765	312	2688	526	129	137
12	PUNJAB AND SIND BANK	421	26	302	38	6	9
	<b>Total Public Sector Bank</b>	<b>110727</b>	<b>24546</b>	<b>269677</b>	<b>48497</b>	<b>12812</b>	<b>25128</b>
	<b>PRIVATE BANKS</b>						
13	IDBI	2671	990	21679	763	163	418
14	ICICI BANK	412	412	884	89	412	89
15	FEDERAL BANK	0	0	0	0	0	0
16	JAMMU KASHMIR BANK	0	0	0	0	0	0
17	SOUTH INDIAN BANK	5	0	0	0	0	0
18	AXIS BANK	1250	164	1408	170	72	148
19	HDFC BANK	0	0	0	0	0	0
20	INDUSIND BANK	0	0	0	0	0	0
21	KARNATAKA BANK	7	5	92	0	1	2
22	KOTAK MAHINDRA	0	0	0	0	0	0
23	YES BANK	0	0	0	0	0	0
24	BANDHAN BANK	1146	62	112	112	62	112
25	RBL BANK	0	0	0	0	0	0
26	IDFC FIRST BANK Ltd	0	0	0	0	0	0
27	Karur Vysya Bank	5	4	60	10	4	940
	<b>Total Private Sector Bank</b>	<b>5496</b>	<b>1637</b>	<b>24235</b>	<b>1144</b>	<b>714</b>	<b>1709</b>
	<b>Total COMM. BANKS</b>	<b>114980</b>	<b>26183</b>	<b>293912</b>	<b>49641</b>	<b>13526</b>	<b>26837</b>
	<b>CO-OPERATIVE BANKS</b>						
28	STATE CO-OP. BANK	0	0	0	0	0	0
	<b>Total Cooperative Bank</b>	<b>0</b>	<b>0</b>	<b>0</b>	<b>0</b>	<b>0</b>	<b>0</b>
	<b>REGIONAL RURAL BANKS</b>						
29	DAKSHIN BIHAR GRAMIN BANK	3699	951	11802	1977	928	1982
30	UTTAR BIHAR GRAMIN BANK	608	105	833	105	94	97
	<b>Total Region Rural Bank</b>	<b>4307</b>	<b>1056</b>	<b>12635</b>	<b>2082</b>	<b>1022</b>	<b>2079</b>
	<b>SMALL FINANCE BANK</b>						
31	JANA SFB	0	0	0	0	0	0
32	UTKARSH SFB	543	6	112	7	2	5
33	UJJIVAN SFB	0	0	0	0	0	0
34	ESAF SFB	0	0	0	0	0	0
35	UNITY SFB	0	0	0	0	0	0
	<b>Total Small Financial Bank</b>	<b>543</b>	<b>6</b>	<b>112</b>	<b>7</b>	<b>2</b>	<b>5</b>
	<b>TOTAL FOR BIHAR</b>	<b>121073</b>	<b>27245</b>	<b>306659</b>	<b>51730</b>	<b>14550</b>	<b>28921</b>

State Level Bankers' Committee, Bihar

(CONVENOR- STATE BANK OF INDIA) FY : 2023-24

Information regarding functioning of RSETIs June 2023

Sl. No.	District	Lead Bank	Date of Establishment of RSETI	Land Allocated by State Govt. (Yes/No)	MoU for land executed with the district administration (Yes/No)	Grant received from NIRD (Yes/No)	Map approved by Local authority (Yes/No)	Construction Started (Yes/No)	Details of Training Programmes Organised						AS ON June 2023			
									During Financial Year 30.06.2023			Since Inception			AS ON 30.06.2023		Name of the Agency viz. DRDA/KVIC/NABARD etc. with whom claims are pending	Amt of reimbursement claim pending (Amt in Lacs)
									No. of persons sourced by the branches for training	No. of training programmes organised	No. of persons trained	No. of training programmes organised	No. of persons trained	No. of training programmes organised	No. of trainees settled with Bank finance	No. of trainees settled		
1	Araria	SBI	19-02-2010	YES	YES	YES	YES	YES	3	6	178	225	6395	71	24	KVIC	0.00	
2	Arwal	PNB	12-12-2011	YES	YES	YES	YES	YES	187	7	220	264	7593	91	7	SRLM	13.62	
3	Aurangabad	PNB	29-02-2012	YES	YES	YES	YES	YES	5	8	237	297	8480	6229	2735	SRLM	18.27	
4	Banka	UCO	30-06-2011	YES	YES	YES	YES	YES	215	24	715	146	4607	2745	1144		0.00	
5	Begusarai	UCO	29-07-2011	YES	YES	YES	YES	YES	50	8	253	289	8723	5859	2931	SRLM	43.90	
6	Bhagalpur	UCO	14-03-2011	YES	YES	YES	YES	YES	130	7	230	234	7295	4577	1734	SRLM/NAR	31.08	
7	Bhojpur	PNB	28-03-2012	YES	YES	YES	YES	YES	75	8	261	229	6860	4470	1702	SRLM	56.77	
8	Buxar	PNB	12-12-2012	YES	YES	YES	YES	YES	1	6	186	240	6337	4374	1607	SRLM/KVIC/NABARD/NULM	46.66	
9	Darbhanga	CBI	27-11-2010	YES	YES	YES	YES	YES	1	24	833	251	7757	4828	3055	SRLM	30.00	
10	East Champaran	CBI	19-12-2011	YES	YES	YES	YES	YES	1	6	166	249	7756	5178	3522	SRLM,NRLM,KVIC	42.00	
11	Gaya	PNB	02-10-2010	YES	YES	YES	YES	NO	10	8	246	340	9453	6141	2519	SRLM	61.42	
12	Gopalganj	CBI	10-02-2011	YES	YES	YES	YES	YES	1	20	632	195	5991	3901	1450	NRLM,KVIC	24.00	
13	Jamui	SBI	26-03-2011	YES	YES	YES	YES	YES	0	7	204	224	6293	71	31	KVIC	0.00	
14	Jehanabad	PNB	30-09-2011	YES	YES	YES	YES	YES	35	8	238	298	8402	6142	2805	SRLM	60.18	
15	Kaimur	PNB	29-12-2011	YES	YES	YES	YES	YES	1	8	255	284	7653	5279	1337	SRLM	0.00	
16	Katihar	CBI	01-10-2011	YES	YES	YES	YES	YES	1	23	685	34	1060	215	37	SRLM	35.00	
17	Khagaria	UBI	10-02-2010	YES	YES	YES	YES	YES	3	4	137	254	7610	5013	1628	SRLM	47.00	
18	Kishanganj	SBI	27-03-2009	YES	YES	YES	YES	YES	0	7	212	261	7735	75	50		0.00	
19	Lakhisarai	PNB	28-09-2010	YES	YES	NO	YES	NO	50	8	215	280	7412	4895	1463	SRLM	21.98	
20	Madhepura	SBI	19-03-2010	YES	YES	YES	YES	YES	0	8	226	241	6559	59	12		0.00	
21	Madhubani	CBI	29-01-2011	YES	YES	YES	YES	YES	1	22	760	208	7282	4090	2865	SRLM	21.00	
22	Munger	UCO	01-02-2011	YES	YES	YES	YES	NO	8	5	171	219	6997	65	27	SRLM	33.65	
23	Muzaffarpur	CBI	19-02-2007	YES	YES	YES	YES	YES	1	20	648	326	9169	6956	3172	SRLM	53.00	
24	Nalanda	PNB	10-02-2010	YES	YES	YES	YES	YES	10	8	246	340	9453	6141	2519	SRLM	61.42	
25	Nawada	PNB	28-03-2010	YES	YES	YES	YES	NO	1	9	304	9	304	116	8	SRLM	94.52	
26	Patna	PNB	15-01-2007	NO	NO	YES	NO	NO	42	19	227	322	8861	6393	2187	SRLM	86.86	
27	Purnea	SBI	30-03-2007	YES	YES	YES	YES	YES	0	6	188	253	7347	93	18	KVIC	0.00	
28	Rohatas	PNB	27-01-2012	YES	YES	YES	YES	YES	91	8	251	246	7536	5459	2202	SRLM	75.62	
29	Saharsa	SBI	27-03-2009	YES	YES	YES	YES	YES	0	7	204	256	6831	49	10		3.00	
30	Samastipur	UBI	01-07-2010	YES	YES	YES	YES	YES	3	6	174	236	7059	4893	1784	SRLM	36.00	
31	Saran	CBI	08-02-2011	YES	YES	YES	YES	YES	52	14	473	182	5528	3610	2607	SRLM, NULM	37.00	
32	Sheikhpura	CANARA	19-01-2010	YES	YES	YES	YES	YES	1	7	227	344	10714	7865	2659	SRLM, NULM	24.00	
33	Sheohar	BOB	31-03-2010	YES	YES	YES	YES	YES	73	6	187	355	10585	8266	3598	KVIC,NSKSH,GOVT.	59.00	
34	Sitamarhi	BOB	28-03-2012	YES	YES	YES	YES	NO	77	7	229	254	7111	4596	2530	SRLM	23.00	
35	Siwan	CBI	15-03-2011	YES	YES	YES	YES	YES	0	20	678	202	5694	4994	2232	SRLM	25.00	
36	Supaul	SBI	25-03-2009	YES	YES	YES	YES	YES	0	6	187	263	7492	135	93		0.00	
37	Vaishali	CANARA	30-01-2008	YES	YES	YES	YES	YES	60	8	265	455	13353	10302	4195	SRLM JIVIKA	87.00	
39	West Champaran	CBI	27-01-2011	YES	YES	YES	YES	YES	1	21	635	232	6873	3543	1545	SRLM, KVIC	24.00	
	Total Bihar								1137	404	12383	9537	278160	147179	64044		1275.95	



STATE LEVEL BANKERS' COMMITTEE											
Cases Pending with District Authorities for Disposal under SECTION 14 of SARFAESI 30.06.2023											
S.N.	Bank Name	(Amt. in lakh)									
		Pending Cases as on 31.03.2023		Cases filed during the quarter - June 2023		Cases disposed during the quarter June 2023		Pending Cases as on 30.06.2023		Out of (D) cases pending for more than 60 days	
		No. of Acs	Amt	No. of Acs	Amt	No. of Acs	Amt	No. of Acs	Amt	No. of Acs	Amt
	<b>LEAD BANKS</b>										
1	STATE BANK OF INDIA	26	193	0	0	7	52	19	141	19	141
2	CENTRAL BANK OF INDIA	62	1196	0	0	0	0	62	1196	62	1196
3	PUNJAB NATIONAL BANK	22	439	73	1315	70	1337	25	417	16	298
4	CANARA BANK	34	772	7	125	33	778	8	119	2	23
5	UCO BANK	9	234	0	0	0	0	9	234	0	0
6	BANK OF BARODA	59	3138	0	0	45	2065	14	1073	0	0
7	UNION BANK OF INDIA	0	0	0	0	0	0	0	0	0	0
	<b>OTHER BANKS</b>										
8	BANK OF INDIA	45	1209	36	833	18	391	63	1651	29	834
9	BANK OF MAHARASHTRA	0	0	0	0	0	0	0	0	0	0
10	INDIAN BANK	19	554	21	2453	12	260	28	2747	17	490
11	INDIAN OVERSEAS BANK	0	0	0	0	0	0	0	0	0	0
12	PUNJAB AND SIND BANK	0	0	0	0	0	0	0	0	0	0
	<b>Total Public Sector Bank</b>	<b>276</b>	<b>7735</b>	<b>137</b>	<b>4726</b>	<b>185</b>	<b>4883</b>	<b>228</b>	<b>7578</b>	<b>145</b>	<b>2982</b>
	<b>PRIVATE BANKS</b>										
13	IDBI	70	2009	13	294	25	501	58	1322	52	1223
14	ICICI BANK	17	879	21	1013	19	1049	19	843	0	0
15	FEDERAL BANK	0	0	0	0	0	0	0	0	0	0
16	JAMMU KASHMIR BANK	0	0	0	0	0	0	0	0	0	0
17	SOUTH INDIAN BANK	0	0	0	0	0	0	0	0	0	0
18	AXIS BANK	0	0	0	0	0	0	0	0	0	0
19	HDFC BANK	7	291	0	0	1	71	6	220	6	220
20	INDUSIND BANK	0	0	0	0	0	0	0	0	0	0
21	KARNATAKA BANK	0	0	0	0	0	0	0	0	0	0
22	KOTAK MAHINDRA	0	0	0	0	0	0	0	0	0	0
23	YES BANK	0	0	0	0	0	0	0	0	0	0
24	BANDHAN BANK	0	0	0	0	0	0	0	0	0	0
25	RBL BANK	0	0	0	0	0	0	0	0	0	0
26	IDFC FIRST BANK Ltd	0	0	0	0	0	0	0	0	0	0
27	Karur Vysya Bank	0	0	0	0	0	0	0	0	0	0
	<b>Total Private Sector Bank</b>	<b>94</b>	<b>3179</b>	<b>34</b>	<b>1307</b>	<b>45</b>	<b>2101</b>	<b>83</b>	<b>2385</b>	<b>58</b>	<b>1443</b>
	<b>Total COMM. BANKS</b>	<b>370</b>	<b>10914</b>	<b>171</b>	<b>6033</b>	<b>230</b>	<b>6984</b>	<b>311</b>	<b>9963</b>	<b>203</b>	<b>4425</b>
	<b>CO-OPERATIVE BANKS</b>										
28	STATE CO-OP. BANK	33	200	19	151	4	39	48	312	0	0
	<b>Total Cooperative Bank</b>	<b>33</b>	<b>200</b>	<b>19</b>	<b>151</b>	<b>4</b>	<b>39</b>	<b>48</b>	<b>312</b>	<b>0</b>	<b>0</b>
	<b>REGIONAL RURAL BANKS</b>										
29	DAKSHIN BIHAR GRAMIN BANK	120	3062	3	192	47	1895	76	1484	71	1194
30	UTTAR BIHAR GRAMIN BANK	54	491	18	159	42	373	30	277	30	277
	<b>Total Region Rural Bank</b>	<b>174</b>	<b>3553</b>	<b>21</b>	<b>351</b>	<b>89</b>	<b>2268</b>	<b>106</b>	<b>1761</b>	<b>101</b>	<b>1471</b>
	<b>SMALL FINANCE BANK</b>										
31	JANA SFB	0	0	0	0	0	0	0	0	0	0
32	UTKARSH SFB	0	0	0	0	0	0	0	0	0	0
33	UJJIVAN SFB	0	0	0	0	0	0	0	0	0	0
34	ESAF SFB	0	0	0	0	0	0	0	0	0	0
35	UNITY SFB	0	0	0	0	0	0	0	0	0	0
	<b>Total Small Financial Bank</b>	<b>0</b>	<b>0</b>	<b>0</b>	<b>0</b>	<b>0</b>	<b>0</b>	<b>0</b>	<b>0</b>	<b>0</b>	<b>0</b>
	<b>TOTAL FOR BIHAR</b>	<b>577</b>	<b>14667</b>	<b>211</b>	<b>6535</b>	<b>323</b>	<b>9291</b>	<b>465</b>	<b>12036</b>	<b>304</b>	<b>5896</b>

**STATE LEVEL BANKERS' COMMITTEE**

**Cases Pending with District Authorities for Disposal under SECTION 14 of SARFAESI 30.06.2023**

(Amt. in lakh)

S.N.	District	Pending Cases as on 31.03.2023		Cases filed during the quarter - June 2023		Cases disposed during the quarter June 2023		Pending Cases as on 30.06.2023		Out of (D) cases pending for more than 60 days	
		No. of Acs	Amt	No. of Acs	Amt	No. of Acs	Amt	No. of Acs	Amt	No. of Acs	Amt
1	Araria	10	154	3	79	2	10	11	223	7	112
2	Arwal	3	166	1	30	1	125	3	72	2	42
3	Aurangabad	4	58	6	56	4	34	6	80	3	33
4	Banka	1	4	0	0	1	4	0	0	0	0
5	Begusarai	15	1765	2	100	4	1334	13	532	12	269
6	Bhagalpur	8	291	3	135	2	110	9	315	5	151
7	Bhojpur	5	331	9	169	7	127	7	373	0	0
8	Buxar	11	150	6	77	12	110	5	117	2	91
9	Darbhangha	19	421	3	57	6	50	16	438	9	185
10	East Champaran	16	457	6	199	6	160	16	496	11	339
11	Gaya	13	764	9	247	13	718	9	293	8	142
12	Gopalganj	13	107	0	0	4	23	9	84	9	84
13	Jamui	5	63	0	0	0	0	5	50	5	50
14	Jehanabad	0	0	4	69	0	0	4	69	0	0
15	Kaimur	9	184	7	198	14	333	2	49	2	49
16	Katihar	16	191	0	0	4	40	12	151	12	151
17	Khagaria	18	379	0	0	4	125	14	253	14	253
18	Kishanganj	20	225	1	17	12	129	9	113	9	113
19	Lakhisarai	6	122	0	0	6	122	0	0	0	0
20	Madhepura	17	269	0	0	3	21	14	248	14	248
21	Madhubani	11	217	2	37	2	34	11	220	10	205
22	Munger	8	210	1	171	1	18	8	500	7	482
23	Muzaffarpur	40	679	15	506	32	789	23	396	14	160
24	Nalanda	19	263	7	100	6	70	20	294	12	202
25	Nawada	5	81	2	20	5	81	2	20	1	16
26	Patna	70	3780	54	3247	72	2859	52	4169	20	1016
27	Purnea	38	960	4	24	9	327	33	657	26	411
28	Rohtas	51	585	6	83	22	382	35	285	34	275
29	Saharsa	22	491	7	96	7	96	22	491	20	380
30	Samastipur	6	112	4	63	6	120	4	55	3	33
31	Saran	4	39	7	103	5	92	6	50	5	43
32	Sheikhpura	9	136	2	43	10	156	1	23	0	0
33	Sheohar	2	35	0	0	2	35	0	0	0	0
34	Sitamarhi	9	167	2	29	7	124	4	72	2	43
35	Siwan	41	335	29	318	12	168	58	485	9	138
36	Supaul	1	6	0	0	0	0	1	6	1	6
37	Vaishali	30	445	4	155	13	243	21	357	16	174
38	West Champaran	2	15	5	107	7	122	0	0	0	0
<b>Total</b>		<b>577</b>	<b>14667</b>	<b>211</b>	<b>6535</b>	<b>323</b>	<b>9291</b>	<b>465</b>	<b>12036</b>	<b>304</b>	<b>5896</b>

**Annex II - Expanding and Deepening of Digital Payments Ecosystem - Review Format**  
**Arwal as on 31.05.2023**

Name of Bank	Digital coverage for individuals (Savings Accounts)- Arwal														No. of Operative SB Accounts for digital as per Board approved policies								
	Debit/ RuPay cards coverage				Internet Banking coverage				Mobile Banking + UPI + USSD coverage				AEPS coverage				Coverage with at least one of the digital modes of payment (Debit/ RuPay cards, Internet banking, Mobile banking, UPI, USSD, AEPS)						
	No. of Accounts	Of which, no. of women accounts	Total No. of Accounts covered	% coverage	Out of total no. of women accounts (GS), no. of women accounts covered	% coverage for women accounts	Total No. of Accounts covered	% coverage	Out of total no. of women accounts (GS), no. of women accounts covered	% coverage for women accounts	Total No. of Accounts covered	% coverage	Out of total no. of women accounts (GS), no. of women accounts covered	% coverage for women accounts		Total No. of Accounts covered	% coverage	Out of total no. of women accounts (GS), no. of women accounts covered	% coverage for women accounts				
Axis Bank	3106	570	3015	97.07	534	93.68	743	23.92	78	13.68	2166	69.74	296	51.93	840	27.04	133	23.33	3106	100.00	570	100.00	728
BANDHAN BANK	14442	12235	4894	33.89	2542	20.78	564	3.91	83	0.68	12520	86.69	11802	96.46	0	0.00	0	0.00	14442	100.00	12235	100.00	5
Bank of Baroda	28314	6225	26475	93.50	5352	85.98	1048	3.70	175	2.81	15340	54.18	4879	78.38	27280	96.35	5954	95.65	28314	100.00	6225	100.00	467
Bank of India	62981	3-970	22188	35.23	9232	28.88	1498	2.38	384	1.20	8663	13.79	1908	5.97	62598	99.39	31752	98.32	62981	100.00	31970	100.00	2002
Canara Bank	8990	3660	8889	98.88	3219	87.95	6769	75.29	3141	85.82	8690	96.66	2759	75.38	8039	89.42	3596	96.25	8990	100.00	3650	100.00	0
Central Bank Of India	4325	1689	2405	55.61	786	46.54	4129	95.47	1663	99.64	607	14.03	127	7.52	2375	54.91	1396	82.65	4325	100.00	1689	100.00	39
DBGB	146234	82342	15700	10.74	4992	6.06	0	0.00	0	0.00	9138	6.25	4233	5.14	137416	93.87	77688	94.35	146234	100.00	82342	100.00	0
FINO	3984	1303	3738	93.83	1117	85.73	3984	100.00	1303	100.00	3977	99.82	1300	99.77	3169	79.54	1154	86.58	3984	100.00	1303	100.00	0
HDFC Bank Ltd.	3811	707	3889	97.08	689	97.45	3804	99.82	706	99.88	3809	99.92	707	100.00	1090	28.80	181	25.60	3811	100.00	707	100.00	588
ICICI BANK	1119	171	1118	100.00	171	100.00	689	61.74	70	40.84	1028	92.11	134	78.36	907	81.27	136	78.53	1118	100.00	171	100.00	0
INDIAN BANK	34563	14995	17225	49.84	8512	56.77	6401	18.52	3215	21.44	9128	26.41	3982	26.66	33822	97.86	14729	98.23	34563	100.00	14995	100.00	1880
Indian Overseas Bank	4309	2315	4251	98.65	2171	93.78	1846	42.84	978	42.25	2974	69.02	1105	47.73	4251	98.65	2204	95.21	4309	100.00	2315	100.00	58
IPPB	29422	12569	1601	5.44	174	1.38	0	0.00	0	0.00	29422	100.00	12569	100.00	29422	100.00	12569	100.00	29422	100.00	12569	100.00	0
SBI	69008	27218	59520	86.25	21734	79.85	18999	27.53	3157	11.60	15380	22.29	2178	8.00	64664	94.14	24956	91.69	69008	100.00	27218	100.00	3278
UCO BANK	8514	4602	6553	76.97	2249	48.87	1296	15.22	338	7.34	4931	57.92	2765	60.08	7969	93.60	4017	87.29	8514	100.00	4602	100.00	1080
UNION BANK OF INDIA	72499	34629	72499	100.00	34629	100.00	805	1.11	321	0.93	3498	4.82	1598	4.61	68860	95.12	32896	95.00	72499	100.00	34629	100.00	4799
Utkarsh SFB	1249	1236	1249	100.00	1236	100.00	44	3.52	37	2.99	51	4.08	43	3.48	NA	#VALUE!	NA	#VALUE!	1249	100.00	1236	100.00	33
PNB	208362	103157	108679	52.16	43714	42.38	15605	7.49	4201	4.07	29898	14.35	5798	5.62	206857	99.28	102972	99.82	208362	100.00	103157	100.00	0
<b>Total</b>	<b>496867</b>	<b>238436</b>	<b>265017</b>	<b>51.33</b>	<b>98339</b>	<b>41.66</b>	<b>52819</b>	<b>10.59</b>	<b>15669</b>	<b>6.57</b>	<b>131341</b>	<b>26.43</b>	<b>52365</b>	<b>21.97</b>	<b>453102</b>	<b>91.19</b>	<b>213361</b>	<b>89.48</b>	<b>496867</b>	<b>100.00</b>	<b>238436</b>	<b>100.00</b>	<b>14937</b>

## Annex II - Expanding and Deepening of Digital Payments Ecosystem - Review Format

Arwal as on 31.05.2023

Digital coverage for Businesses (Current Accounts)											
Name of Bank:	Total No. of Eligible Operative Current/ Business Accounts	Eligible Operative Current/ Business Accounts covered through Net Banking		Eligible Operative Current/ Business Accounts covered with POS/ QR		Eligible Operative Current/ Business Accounts covered with Mobile Banking etc.		Eligible Operative Current/ Business Accounts covered with at least one of facilities - Net Banking/ POS/ QR/ Mobile Banking		No. of Operative Current/ Business Accounts Ineligible for digital coverage as per bank's Board approved policies	
		No. of accounts covered	% coverage	No. of accounts covered	% coverage	No. of accounts covered	% coverage	No. of accounts covered	% coverage		
Axis Bank	403	116	28.78	92	22.83	179	44.42	403	100.00	122	
BANDHAN BANK	336	103	30.65	4	1.15	336	100.00	336	100.00	1	
Bank of Baroda	231	145	62.77	221	95.67	228	98.70	231	100.00	0	
Bank of India	921	467	50.71	322	34.95	419	45.49	921	100.00	0	
Canara Bank	286	279	97.55	199	69.53	272	95.10	286	100.00	0	
Central Bank Of India	71	56	78.87	22	30.99	22	30.99	71	100.00	18	
DBGB	728	0	0.00	630	86.54	98	13.46	728	100.00	0	
FINO	0	0	0.00	0	0.00	0	0.00	0	0.00	0	
HDFC Bank Ltd.	438	435	99.32	39	8.90	435	99.32	438	100.00	70	
ICICI BANK	123	85	69.11	123	100.00	106	86.18	123	100.00	0	
INDIAN BANK	773	521	67.40	725	93.79	515	66.62	773	100.00	21	
Indian Overseas Bank	27	24	88.89	14	51.85	0	0.00	27	100.00	3	
IPPB	119	0	0.00	3	2.52	118	99.16	119	100.00	0	
SBI	926	857	92.55	18	1.94	76	8.21	926	100.00	234	
UCO BANK	73	29	39.73	42	57.53	52	71.23	73	100.00	26	
UNION BANK OF INDIA	732	201	27.46	196	26.78	713	97.40	732	100.00	255	
Utkarsh SFB	0	0	0.00	NA	0.00	0	0.00	0	0.00	0	
PNB	871	336	38.58	821	94.26	867	99.54	871	100.00	0	
<b>Total</b>	<b>7058</b>	<b>3654</b>	<b>51.77</b>	<b>3471</b>	<b>49.18</b>	<b>4436</b>	<b>62.85</b>	<b>7058</b>	<b>100.00</b>	<b>715</b>	

**Annex II - Expanding and Deepening of Digital Payments E-system - Review Format**  
**Sheikhpura as on 31.05.2023**

Name of Bank	Digital coverage for individuals (Savings Accounts)- Sheikhpura													No. of Operative SB Accounts ineligible for digital coverage as per bank's Board approved policies									
	Eligible Operative Savings Accounts			Debit/ RuPay cards coverage			Internet Banking coverage			Mobile Banking +UPI + USSD coverage			AEPS coverage			Coverage with atleast one of the digital modes of payment (Debit/ RuPay cards, Internet banking, Mobile banking, UPI, USSD, AEPS)							
	No. of Accounts	Of which, no. of women accounts	Total No. of accounts covered	% coverage	Out of total no. of women accounts (SB), no of women accounts covered	% coverage for women accounts	Total No. of Accounts covered	% coverage	Out of total no. of women accounts (SB), no of women accounts covered	% coverage for women accounts	Total No. of Accounts covered	% coverage	Out of total no. of women accounts (SB), no of women accounts covered		% coverage for women accounts	Total No. of Accounts covered	% coverage	Out of total no. of women accounts (SB), no of women accounts covered	% coverage for women accounts				
CANARA	106439	51239	103683	97.41	48965	95.56	73999	69.52	29598	58.55	79240	74.45	33156	64.71	105298	98.93	49500	96.61	106439	100.00	51239	100.00	0
AXIS	3458	713	3372	97.51	694	97.34	683	19.75	100	14.03	2259	65.33	365	51.19	723	20.91	140	19.64	3458	100.00	713	100.00	660
BOB	30853	6598	29275	94.89	6394	96.91	3152	10.22	582	8.82	25232	81.76	4741	71.86	28256	91.58	6052	91.72	30853	100.00	6598	100.00	497
BOI	33020	13798	18092	54.79	6579	47.68	1161	3.52	219	1.59	9891	30.20	1992	14.44	32548	98.57	13600	98.57	33020	100.00	3798	100.00	1379
CBI	7179	3038	5411	75.37	1517	49.93	7179	100.00	2610	85.91	1230	17.10	409	13.46	7117	99.14	2849	93.78	7179	100.00	3038	100.00	99
DBGB	116386	68917	8934	7.68	3111	4.52	0	0.00	0	0.00	3140	2.70	1612	2.34	94362	81.08	54441	79.11	116386	100.00	68917	100.00	0
HDFC BANK	4143	759	3999	96.52	738	97.23	4046	97.66	714	94.07	4055	97.86	717	94.47	1580	38.14	308	40.58	4143	100.00	759	100.00	541
ICICI	1601	289	1601	100.00	289	100.00	1142	71.33	169	58.48	1516	94.99	263	91.00	1215	75.89	253	87.54	1601	100.00	289	100.00	0
SBI	96732	43562	81936	84.70	35322	83.38	19410	20.07	4005	9.19	15324	15.84	2849	6.54	94631	97.83	42353	97.22	96732	100.00	43562	100.00	2227
UCO	33717	17890	24606	72.98	9966	55.71	2981	8.84	1398	7.81	24487	72.63	10816	60.46	30761	91.23	15630	87.37	33717	100.00	17890	100.00	9400
UNION BANK	13452	8044	5574	41.44	2546	42.12	285	1.87	125	2.07	1375	10.25	390	6.45	13452	100.00	8021	99.62	13452	100.00	8044	100.00	684
UTKARSH BANK	3751	3617	3761	100.00	3617	100.00	245	6.51	184	5.36	310	8.24	259	7.16	0	0.00	0	0.00	3751	100.00	3617	100.00	375
PNB	65408	28444	32102	48.34	11311	39.77	17692	26.64	4856	17.07	20462	30.81	4724	16.61	66181	99.66	28415	99.90	65408	100.00	28444	100.00	
BANDHAN BANK	13284	9506	10056	75.70	5383	56.63	691	5.20	103	1.08	9405	70.80	8417	88.54	0	0.00	0	0.00	13284	100.00	9506	100.00	3
IDBI	4523	1764	3494	77.25	1020	57.82	1739	38.45	390	22.11	3548	78.44	420	23.81	4066	89.90	1589	90.08	4523	100.00	1764	100.00	128
INDIAN BANK	14407	7507	11258	78.14	6625	88.25	1521	10.56	712	9.48	12162	84.35	5472	72.89	14010	97.24	7394	98.49	14407	100.00	7507	100.00	401
IPPB	65479	28966	3045	4.65	415	1.43		0.00		0.00	65479	100.00	28966	100.00	65479	100.00	28966	100.00	65479	100.00	28966	100.00	
Total	614842	292551	350199	56.96	145492	43.73	135906	22.10	46175	15.78	279209	45.41	105568	36.09	559679	91.03	257511	88.02	614842	100.00	292551	100.00	16404

## Annex II - Expanding and Deepening of Digital Payments Ecosystem - Review Format

**Sheikhpura as on 31.05.2023**

Name of Bank	Digital coverage for Businesses (Current Accounts)									
	Total No. of Eligible Current/ Business Accounts	Eligible Operative Current/ Business Accounts covered through Net Banking		Eligible Operative Current/ Business Accounts covered with POS/ QR		Eligible Operative Current/ Business Accounts covered with Mobile Banking etc.		Eligible Operative Current/ Business Accounts covered with at least one of facilities - Net Banking/ POS/ QR/ Mobile Banking		No. of Operative Current/ Business Accounts Ineligible for digital coverage as per bank's Board approved policies
		No. of accounts covered	% coverage	No. of accounts covered	% coverage	No. of accounts covered	% coverage	No. of accounts covered	% coverage	
CANARA	2913	2897	99.45	1942	66.37	2463	84.55	2913	100.00	0
AXIS	440	153	34.77	61	13.36	229	52.05	440	100.00	157
BOB	227	165	72.69	211	92.95	217	95.59	227	100.00	0
BOI	357	106	29.69	75	21.31	178	49.86	357	100.00	0
CBI	100	83	83.84	14	14.12	70	70.72	100	100.00	2
DBGB	357	0	0.00	345	96.64	12	3.36	357	100.00	0
HDFC BANK	581	567	97.59	13	2.24	567	97.59	581	100.00	124
ICICI	215	130	60.47	215	100.00	198	92.09	215	100.00	0
SBI	1235	1005	81.38	70	5.57	160	12.96	1235	100.00	610
UCO	121	95	78.51	116	95.87	88	72.73	121	100.00	90
UNION BANK	86	32	37.21	48	55.81	31	36.05	86	100.00	4
UTKARSH BANK	0	0	0.00	0	0.30	0	0	0	0.00	0
PNB	544	304	55.88	496	91.18	543	99.82	544	100.00	0
BANDHAN BANK	501	74	14.77	4	0.80	466	93.01	501	100.00	0
IDBI	265	203	76.60	99	37.36	211	75.90	265	100.00	13
INDIAN BANK	384	281	73.18	250	65.10	312	81.25	384	100.00	51
IPPB	97	0	0.00	0	0.00	97	100.00	97	100.00	0
Total	8423	6095	72.36	3959	47.00	5842	69.36	8423	100.00	1051

## QUARTERLY REPORT ON CONDUCT OF SPECIAL CAMPS BY FLCs (GOING DIGITAL) : Annexure-2 Part(A)

AS ON 30.06.2023

Bank Name	FLC Code	Sr. No. of Camp	Date of special camp	District	Block	Village	No Of Participants	Stakeholders present (Indicate Y/N)						
								LDM	DDM	LDO	Local Govt	NGO	BC	Others
STATE BANK OF INDIA	2081	34	15-06-2023	SUPAUL	Pratapganj	Pratapganj	39	Y	N	N	N	N	N	N
STATE BANK OF INDIA	2081	33	14-06-2023	SUPAUL	Raghopur	Laxmipour	48	Y	N	N	N	N	N	N
STATE BANK OF INDIA	2081	32	08-05-2023	SUPAUL	SUPAUL	Parsarima	35	N	N	N	N	N	N	N
STATE BANK OF INDIA	2081	31	06-05-2023	SUPAUL	SUPAUL	Laurd	51	N	N	N	N	N	N	N
STATE BANK OF INDIA	2081	30	24-04-2023	SUPAUL	Supaul	Kariho	41	N	N	N	N	N	N	N
STATE BANK OF INDIA	4701	29	04-04-2023	SUPAUL	Supaul	Rampur	37	Y	N	N	N	N	N	N
STATE BANK OF INDIA	4701	5	12-06-2023	JAMUI	BURHAT	NUMER	48	N	N	N	N	N	N	N
STATE BANK OF INDIA	4701	4	11-05-2023	JAMUI	KHAIRA	NAWADA	43	N	N	N	N	N	N	N
STATE BANK OF INDIA	4701	3	08-05-2023	JAMUI	JAMUI	PIDROMA	82	Y	N	N	N	N	N	N
STATE BANK OF INDIA	4701	2	09-04-2023	JAMUI	JAMUI	MALAYPUR	55	N	N	N	N	N	N	N
STATE BANK OF INDIA	4901	12	11-06-2023	KISHANGANJ	GIDHOUR	GOURA	53	N	N	N	N	N	N	N
STATE BANK OF INDIA	4901	11	11-06-2023	KISHANGANJ	Bahadurganj	AGAHRA	45	Y	N	N	N	N	N	N
STATE BANK OF INDIA	4901	10	11-05-2023	KISHANGANJ	Thakurganj	Nisandra	72	Y	N	N	N	N	N	N
STATE BANK OF INDIA	4901	9	07-05-2023	KISHANGANJ	Pa sa	Bandar hula	69	Y	N	N	N	N	N	N
STATE BANK OF INDIA	4901	8	20-04-2023	KISHANGANJ	Dighalbank	Bhagalbari	52	Y	N	N	N	N	N	N
STATE BANK OF INDIA	6801	27	22-06-2023	MADHEPURA	Gamthria	Thakurganj	46	N	N	N	N	N	N	N
STATE BANK OF INDIA	7801	20	15-06-2023	PURNEA	Banmankhi	Daha	40	N	N	N	N	N	N	N
STATE BANK OF INDIA	7801	18	29-05-2023	PURNEA	Knagar	Bhelwa	49	N	N	N	N	N	N	N
STATE BANK OF INDIA	7801	17	24-05-2023	PURNEA	Rupouli	Thane Foad Banm	43	Y	N	N	N	N	N	N
STATE BANK OF INDIA	7801	16	19-05-2023	PURNEA	Purnea East	Begampur Khata	45	Y	N	N	N	N	N	N
STATE BANK OF INDIA	7801	15	15-05-2023	PURNEA	Purnea East	Soura	143	N	N	N	N	N	N	N
STATE BANK OF INDIA	7801	14	19-04-2023	PURNEA	Srinagar	Mehndi	75	N	N	N	N	N	N	N
STATE BANK OF INDIA	8301	26	14-06-2023	ARARIA	Araria	Girls High Scho	32	Y	N	N	N	N	N	N
STATE BANK OF INDIA	8301	25	13-06-2023	ARARIA	Araria	Belwa	42	N	N	N	N	N	N	N
STATE BANK OF INDIA	8301	24	04-05-2023	ARARIA	Araria	Purnea City	43	N	N	N	N	N	N	N
STATE BANK OF INDIA	8301	23	02-05-2023	ARARIA	Narpatganj	Hasell Khuti	45	N	N	N	N	N	N	N
STATE BANK OF INDIA	8301	21	15-04-2023	ARARIA	Narpatganj	Baturbari	37	N	N	N	N	N	N	N
CENTRAL BANK OF INDIA	6301	1	05-04-2023	GOPALGANJ	BAIKUTHPUR	Rahika Sauth	40	N	N	N	N	N	N	N
CENTRAL BANK OF INDIA	6301	11	29-05-2023	GOPALGANJ	SIDWALIA	Gairki	27	N	N	N	N	N	N	N
CENTRAL BANK OF INDIA	6301	10	24-05-2023	GOPALGANJ	SIDWALIA	Jkharashi	38	N	N	N	N	N	N	N
CENTRAL BANK OF INDIA	6301	9	22-05-2023	GOPALGANJ	SIDWALIA	Madhura 5	25	N	N	N	N	N	N	N
CENTRAL BANK OF INDIA	6301	8	18-05-2023	GOPALGANJ	VIJAYPUR	chakraaha	26	N	N	N	N	N	N	N
CENTRAL BANK OF INDIA	6301	7	11-05-2023	GOPALGANJ	VIJAYPUR	SHAMPUR	32	Y	Y	Y	Y	Y	Y	Y
CENTRAL BANK OF INDIA	6301	6	08-05-2023	GOPALGANJ	VIJAYPUR	BANKASTI	46	Y	Y	Y	Y	Y	Y	Y
CENTRAL BANK OF INDIA	6301	5	03-05-2023	GOPALGANJ	VIJAYPUR	HARPUJ	33	Y	Y	Y	Y	Y	Y	Y
CENTRAL BANK OF INDIA	6301	4	21-04-2023	GOPALGANJ	BAIKUTPUR	BAIKUTPUR	28	Y	Y	Y	Y	Y	Y	Y
CENTRAL BANK OF INDIA	6301	3	06-04-2023	GOPALGANJ	BAIKUTPUR	SUPAUJ	46	Y	Y	Y	Y	Y	Y	Y
CENTRAL BANK OF INDIA	6301	22	28-06-2023	GOPALGANJ	KHCHAIKOT	BUHDSI	28	Y	Y	Y	Y	Y	Y	Y
CENTRAL BANK OF INDIA	6301	21	28-06-2023	GOPALGANJ	KHCHAIKOT	MATHIA	41	Y	Y	Y	Y	Y	Y	Y
CENTRAL BANK OF INDIA	6301	20	27-06-2023	GOPALGANJ	KHCHAIKOT	GANGACHAFAR	34	Y	Y	Y	Y	Y	Y	Y
CENTRAL BANK OF INDIA	6301	19	23-06-2023	GOPALGANJ	KHCHAIKOT	BIRWAT	27	Y	Y	Y	Y	Y	Y	Y
CENTRAL BANK OF INDIA	6301	18	21-06-2023	GOPALGANJ	KHCHAIKOT	BANKATA	28	Y	Y	Y	Y	Y	Y	Y
CENTRAL BANK OF INDIA	6301	17	20-06-2023	GOPALGANJ	KHCHAIKOT	GORAUL	41	Y	Y	Y	Y	Y	Y	Y
CENTRAL BANK OF INDIA	6301	16	19-06-2023	GOPALGANJ	KHCHAIKOT	BHIMPURA	38	Y	Y	Y	Y	Y	Y	Y
CENTRAL BANK OF INDIA	6301	15	18-06-2023	GOPALGANJ	KHCHAIKOT	PURKHAS	35	N	N	N	N	N	N	N
CENTRAL BANK OF INDIA	6301	14	17-06-2023	GOPALGANJ	KHCHAIKOT	MATEYA KHAS	36	Y	Y	Y	Y	Y	Y	Y
CENTRAL BANK OF INDIA	6301	13	16-06-2023	GOPALGANJ	KHCHAIKOT	KHAJUR	31	Y	Y	Y	Y	Y	Y	Y
CENTRAL BANK OF INDIA	6301	12	15-06-2023	GOPALGANJ	KHCHAIKOT	KARWATAHI	40	Y	Y	Y	Y	Y	Y	Y
CENTRAL BANK OF INDIA	6301	11	14-06-2023	GOPALGANJ	KHCHAIKOT	CHAILWA	31	Y	Y	Y	Y	Y	Y	Y

ANNEX III - PART A

QUARTERLY REPORT ON CONDUCT OF SPECIAL CAV/PS BY FLCs (GOING DIGITAL) : Annexure-2 Part(A)

AS ON 30.06.2023

Bank Name	FLC Code	Sr. No. of Camp	Date of special camp	District	Block	Village	No Of Participants	Stakeholders present (Indicate Y/N)				Others	
								LDM	DDM	LDO	Local Govt		NGO
CENTRAL BANK OF INDIA	6301	17	20-06-2023	GOPALGANJ	KHCHAIKOT	BEDIA	36 Y	Y	Y	Y	Y	Y	Y
CENTRAL BANK OF INDIA	6301	16	16-06-2023	GOPALGANJ	HATUA	MIRZAPUR	32 Y	Y	Y	Y	Y	Y	Y
CENTRAL BANK OF INDIA	6301	15	14-06-2023	GOPALGANJ	HATUA	RUPANCHAIK	28 Y	Y	Y	Y	Y	Y	Y
CENTRAL BANK OF INDIA	6301	14	13-06-2023	GOPALGANJ	HATUA	PIPPA KHAS	26 Y	Y	Y	Y	Y	Y	Y
CENTRAL BANK OF INDIA	6301	13	08-06-2023	GOPALGANJ	HATUA	FATEPUR	23 Y	Y	Y	Y	Y	Y	Y
CENTRAL BANK OF INDIA	6301	12	02-06-2023	GOPALGANJ	HATUA	BHAROPATTI	21 Y	Y	Y	Y	Y	Y	Y
PUNJAB NATIONAL BANK	3701	49	27-06-2023	KAIMUR	CHAINPUR	ARAIL	65 Y	Y	Y	Y	Y	Y	N
PUNJAB NATIONAL BANK	3701	48	20-06-2023	KAIMUR	CHAND	SHIWRAMPUR	55 Y	Y	Y	Y	Y	Y	N
PUNJAB NATIONAL BANK	3701	47	17-06-2023	KAIMUR	KUDRA	BAHERA	48 Y	Y	Y	Y	Y	Y	N
PUNJAB NATIONAL BANK	3701	46	13-06-2023	KAIMUR	DURGAWATI	BICHHIYA	68 Y	Y	Y	Y	Y	Y	N
PUNJAB NATIONAL BANK	3701	45	09-06-2023	KAIMUR	MOHANIA	AKORHI	59 Y	Y	Y	Y	Y	Y	N
PUNJAB NATIONAL BANK	3701	44	05-06-2023	KAIMUR	CHAND	BHARUHIYA	63 Y	Y	Y	Y	Y	Y	N
PUNJAB NATIONAL BANK	3701	43	01-06-2023	KAIMUR	BHAGWANPUR	PARHAUTI	61 Y	Y	Y	Y	Y	Y	N
PUNJAB NATIONAL BANK	3701	42	24-05-2023	KAIMUR	BHABUA	MOKRI	49 Y	Y	Y	Y	Y	Y	N
PUNJAB NATIONAL BANK	3701	41	20-05-2023	KAIMUR	KUDRA	NATAYA	52 Y	Y	Y	Y	Y	Y	N
PUNJAB NATIONAL BANK	3701	40	15-05-2023	KAIMUR	BHABUA	SEMRA	62 Y	Y	Y	Y	Y	Y	N
PUNJAB NATIONAL BANK	3701	39	09-05-2023	KAIMUR	BHABUA	MAHUAT	56 Y	Y	Y	Y	Y	Y	N
PUNJAB NATIONAL BANK	3701	38	06-05-2023	KAIMUR	CHAINPUR	FAKHIRABAD	52 Y	Y	Y	Y	Y	Y	N
PUNJAB NATIONAL BANK	3701	37	03-05-2023	KAIMUR	CHAINPUR	AWNKHARA	67 Y	Y	Y	Y	Y	Y	N
PUNJAB NATIONAL BANK	3701	36	21-04-2023	KAIMUR	MOHANIA	ANWARI (CT)	48 Y	Y	Y	Y	Y	Y	N
PUNJAB NATIONAL BANK	3701	35	13-04-2023	KAIMUR	CHAND	PAURA	59 Y	Y	Y	Y	Y	Y	N
PUNJAB NATIONAL BANK	3701	34	10-04-2023	KAIMUR	BHABUA	BARKAKIR	68 Y	Y	Y	Y	Y	Y	N
PUNJAB NATIONAL BANK	3701	33	04-04-2023	KAIMUR	BHAGWANPUR	MOKARAM PACHHILA	65 Y	Y	Y	Y	Y	Y	N
PUNJAB NATIONAL BANK	3701	32	01-04-2023	KAIMUR	BHABUA	MAHUWARI	51 Y	Y	Y	Y	Y	Y	N
PUNJAB NATIONAL BANK	4501	31	23-06-2023	BUXAR	SIMRI	KAZIPUR	57 Y	Y	Y	Y	Y	Y	N
PUNJAB NATIONAL BANK	4501	30	19-06-2023	BUXAR	NAWANAGAR	MARIYAN	67 Y	Y	Y	Y	Y	Y	N
PUNJAB NATIONAL BANK	4501	29	15-06-2023	BUXAR	DUMRAON	ARIYAWON	68 Y	Y	Y	Y	Y	Y	N
PUNJAB NATIONAL BANK	4501	28	12-06-2023	BUXAR	BARHAMPUR	KATHIA	59 Y	Y	Y	Y	Y	Y	N
PUNJAB NATIONAL BANK	4501	27	06-06-2023	BUXAR	ITARHI	ATRAUNA	63 Y	Y	Y	Y	Y	Y	N
PUNJAB NATIONAL BANK	4501	26	01-06-2023	BUXAR	BARHAMPUR	DHARAJLI	61 Y	Y	Y	Y	Y	Y	N
PUNJAB NATIONAL BANK	4501	25	23-05-2023	BUXAR	SIMRI	CHUNIDANR	49 Y	Y	Y	Y	Y	Y	N
PUNJAB NATIONAL BANK	4501	24	18-05-2023	BUXAR	ITARHI	BASUDHAR	52 Y	Y	Y	Y	Y	Y	N
PUNJAB NATIONAL BANK	4501	23	15-05-2023	BUXAR	SIMRI	SEMRI ENGLISH	62 Y	Y	Y	Y	Y	Y	N
PUNJAB NATIONAL BANK	4501	22	10-05-2023	BUXAR	KESATH	RAMPUR	56 Y	Y	Y	Y	Y	Y	N
PUNJAB NATIONAL BANK	4501	21	04-05-2023	BUXAR	BARHAMPUR	NIMEJ	52 Y	Y	Y	Y	Y	Y	N
PUNJAB NATIONAL BANK	4501	20	27-04-2023	BUXAR	CHAUGAIN	AMSARI	48 Y	Y	Y	Y	Y	Y	N
PUNJAB NATIONAL BANK	4501	19	21-04-2023	BUXAR	BARHAMPUR	BHADWAR	59 Y	Y	Y	Y	Y	Y	N
PUNJAB NATIONAL BANK	4501	18	19-04-2023	BUXAR	CHAUSA	SAGRA	68 Y	Y	Y	Y	Y	Y	N
PUNJAB NATIONAL BANK	4501	17	12-04-2023	BUXAR	NAWANAGAR	BASDEWA	65 Y	Y	Y	Y	Y	Y	N
PUNJAB NATIONAL BANK	4501	16	04-04-2023	BUXAR	BARHAMPUR	BARHAMPUR	51 Y	Y	Y	Y	Y	Y	N
PUNJAB NATIONAL BANK	4501	15	01-04-2023	BUXAR	NAWANAGAR	RAIKA	57 Y	Y	Y	Y	Y	Y	N
PUNJAB NATIONAL BANK	5102	133	02-06-2023	NALANDA	NOORSARAI	JAGDISHPUR TIAR	67 Y	Y	Y	Y	Y	Y	N
PUNJAB NATIONAL BANK	5102	132	24-05-2023	NALANDA	HARNAUT	GOKHULPUR	68 Y	Y	Y	Y	Y	Y	N
PUNJAB NATIONAL BANK	5102	131	22-05-2023	NALANDA	SILAO	MOHANPUR	59 Y	Y	Y	Y	Y	Y	N
PUNJAB NATIONAL BANK	5102	130	20-05-2023	NALANDA	HARNAUT	TELMAR	63 Y	Y	Y	Y	Y	Y	N
PUNJAB NATIONAL BANK	5102	129	17-05-2023	NALANDA	HILSA	CHIKSAURA	61 Y	Y	Y	Y	Y	Y	N
PUNJAB NATIONAL BANK	5102	128	10-05-2023	NALANDA	CHANDI	CHANDI	49 Y	Y	Y	Y	Y	Y	N
PUNJAB NATIONAL BANK	5102	127	06-05-2023	NALANDA	THARTHARI	ASTA	52 Y	Y	Y	Y	Y	Y	N
PUNJAB NATIONAL BANK	5102	126	03-05-2023	NALANDA	BIHAR	Amber	62 Y	Y	Y	Y	Y	Y	N
PUNJAB NATIONAL BANK	5102	125	21-04-2023	NALANDA	BIHAR	Poolbar	56 Y	Y	Y	Y	Y	Y	N



ANNEX III - PART A

**QUARTERLY REPORT ON CONDUCT OF SPECIAL CAMPS BY FLCs (GOING DIGITAL) : Annexure-2 Part(A)**  
AS ON 30.06.2023

Bank Name	FLC Code	Sr. No. of Camp	Date of special camp	District	Block	Village	No Of Participants	Stakeholders present (Ind case Y/N)						
								LDM	DDM	LDO	Local Govt	NGO	BC	Others
PUNJAB NATIONAL	5102	124	19-04-2023	NALANDA	RAIGIR	KATARI	52 Y	Y	Y	Y	Y	Y	Y	N
PUNJAB NATIONAL	5102	123	06-04-2023	NALANDA	KARAI PARSURAI	MAIRA BARIITH	48 Y	Y	Y	Y	Y	Y	Y	N
PUNJAB NATIONAL	5102	122	03-04-2023	NALANDA	EKANGARSARAI	AUNGARI	59 Y	Y	Y	Y	Y	Y	Y	N
PUNJAB NATIONAL	5201	14	15-06-2023	BHOJPUR	AGIAON	AGIAON	57 Y	Y	Y	Y	Y	Y	Y	N
PUNJAB NATIONAL	5201	13	07-06-2023	BHOJPUR	KOILWAR	MANIKPUR	58 Y	Y	Y	Y	Y	Y	Y	N
PUNJAB NATIONAL	5201	12	02-06-2023	BHOJPUR	KOILWAR	KHANGAON	39 Y	Y	Y	Y	Y	Y	Y	N
PUNJAB NATIONAL	5201	11	24-05-2023	BHOJPUR	AGIAON	KHARAICH	37 Y	Y	Y	Y	Y	Y	Y	N
PUNJAB NATIONAL	5201	10	22-05-2023	BHOJPUR	BARHARA	PHARNA	38 Y	Y	Y	Y	Y	Y	Y	N
PUNJAB NATIONAL	5201	9	20-05-2023	BHOJPUR	PIRO	SUKHRAJLI	39 Y	Y	Y	Y	Y	Y	Y	N
PUNJAB NATIONAL	5201	8	17-05-2023	BHOJPUR	SHAHPUR	BASANTPUR	33 Y	Y	Y	Y	Y	Y	Y	N
PUNJAB NATIONAL	5201	7	10-05-2023	BHOJPUR	JAGDISHPUR	BARNAON	51 Y	Y	Y	Y	Y	Y	Y	N
PUNJAB NATIONAL	5201	6	06-05-2023	BHOJPUR	ARRAH	DHAMAR	49 Y	Y	Y	Y	Y	Y	Y	N
PUNJAB NATIONAL	5201	5	03-05-2023	BHOJPUR	GARHANI	GAURA	52 Y	Y	Y	Y	Y	Y	Y	N
PUNJAB NATIONAL	5201	4	21-04-2023	BHOJPUR	TARARI	BAGAR	62 Y	Y	Y	Y	Y	Y	Y	N
PUNJAB NATIONAL	5201	3	19-04-2023	BHOJPUR	TARARI	KHUTAHA	56 Y	Y	Y	Y	Y	Y	Y	N
PUNJAB NATIONAL	5201	2	06-04-2023	BHOJPUR	PIRO	LOHRABAD	52 Y	Y	Y	Y	Y	Y	Y	N
PUNJAB NATIONAL	5201	1	03-04-2023	BHOJPUR	SHAHPUR	JAITPUR	48 Y	Y	Y	Y	Y	Y	Y	N
PUNJAB NATIONAL	5801	94	28-06-2023	AURANGABAE	AKBARPUR	MARUFPUR	51 Y	Y	Y	Y	Y	Y	Y	N
PUNJAB NATIONAL	5801	93	15-06-2023	AURANGABAE	RAJALI	HARDIYA	57 Y	Y	Y	Y	Y	Y	Y	N
PUNJAB NATIONAL	5801	92	02-06-2023	AURANGABAE	PAKRIBARAWAN	DOLA	68 Y	Y	Y	Y	Y	Y	Y	N
PUNJAB NATIONAL	5801	91	18-05-2023	AURANGABAE	PAKRIBARAWAN	MARAWA	61 Y	Y	Y	Y	Y	Y	Y	N
PUNJAB NATIONAL	5801	90	10-05-2023	AURANGABAE	NAWADA	Mitzapur	65 Y	Y	Y	Y	Y	Y	Y	N
PUNJAB NATIONAL	5801	39	21-04-2023	AURANGABAE	NAWADA	BHADOKHARA	67 Y	Y	Y	Y	Y	Y	Y	N
PUNJAB NATIONAL	5801	88	05-04-2023	AURANGABAE	WARISALIGANI	PAINGARI	68 Y	Y	Y	Y	Y	Y	Y	N
PUNJAB NATIONAL	5902	145	22-06-2023	NAWADA	RATNI FARIDPUR	AMTHUA	68 Y	Y	Y	Y	Y	Y	Y	N
PUNJAB NATIONAL	5902	144	09-06-2023	NAWADA	RATNI FARIDPUR	SHAKURABAD	59 Y	Y	Y	Y	Y	Y	Y	N
PUNJAB NATIONAL	5902	143	02-06-2023	NAWADA	MODANGANJ	GHAZIPUR	63 Y	Y	Y	Y	Y	Y	Y	N
PUNJAB NATIONAL	5902	142	26-05-2023	NAWADA	HULASGANJ	SARTHUA	61 Y	Y	Y	Y	Y	Y	Y	N
PUNJAB NATIONAL	5902	141	16-05-2023	NAWADA	HULASGANJ	LODIPUR	49 Y	Y	Y	Y	Y	Y	Y	N
PUNJAB NATIONAL	5902	140	10-05-2023	NAWADA	GHOSHI	BIRUPUR	67 Y	Y	Y	Y	Y	Y	Y	N
PUNJAB NATIONAL	5902	139	04-05-2023	NAWADA	RATNI FARIDPUR	UCHHTA	48 Y	Y	Y	Y	Y	Y	Y	N
PUNJAB NATIONAL	5902	138	28-04-2023	NAWADA	HULASGANJ	MUSAULI	59 Y	Y	Y	Y	Y	Y	Y	N
PUNJAB NATIONAL	5902	137	19-04-2023	NAWADA	JEHANABAD	IRKI ARAZI	68 Y	Y	Y	Y	Y	Y	Y	N
PUNJAB NATIONAL	5902	136	13-04-2023	NAWADA	RATNI FARIDPUR	GOBINDPUR	65 Y	Y	Y	Y	Y	Y	Y	N
PUNJAB NATIONAL	5902	135	04-04-2023	NAWADA	GHOSHI	DARIAPUR	51 Y	Y	Y	Y	Y	Y	Y	N
PUNJAB NATIONAL	5902	134	07-06-2023	NALANDA	RAHUI	BARANDI	57 Y	Y	Y	Y	Y	Y	Y	N
PUNJAB NATIONAL	6002	159	28-06-2023	PATNA	DULHIN BAZAR	RAKSTIA	61 Y	Y	Y	Y	Y	Y	Y	N
PUNJAB NATIONAL	6002	158	23-06-2023	PATNA	DULHIN BAZAR	SARKUNA	49 Y	Y	Y	Y	Y	Y	Y	N
PUNJAB NATIONAL	6002	157	14-06-2023	PATNA	BAKHTIARPUR	RANISARAI	52 Y	Y	Y	Y	Y	Y	Y	N
PUNJAB NATIONAL	6002	156	08-06-2023	PATNA	ATHMANGOLA	KAILANPUR	62 Y	Y	Y	Y	Y	Y	Y	N
PUNJAB NATIONAL	6002	155	01-06-2023	PATNA	DINAPUR-CUM-KH	LAKHNI BIGHA	56 Y	Y	Y	Y	Y	Y	Y	N
PUNJAB NATIONAL	6002	154	20-05-2023	PATNA	MANER	HALDI CHHAPRA	52 Y	Y	Y	Y	Y	Y	Y	N
PUNJAB NATIONAL	6002	153	12-05-2023	PATNA	BELCHHI	KORARI	67 Y	Y	Y	Y	Y	Y	Y	N
PUNJAB NATIONAL	6002	152	06-05-2023	PATNA	BELCHHI	HARALI	48 Y	Y	Y	Y	Y	Y	Y	N
PUNJAB NATIONAL	6002	151	02-05-2023	PATNA	MDKAMEH	MARANCHI	59 Y	Y	Y	Y	Y	Y	Y	N
PUNJAB NATIONAL	6002	150	29-04-2023	PATNA	GHOSWARI	SAHRI	68 Y	Y	Y	Y	Y	Y	Y	N
PUNJAB NATIONAL	6002	149	28-04-2023	PATNA	BARH	BIRHANA	65 Y	Y	Y	Y	Y	Y	Y	N
PUNJAB NATIONAL	6002	148	21-04-2023	PATNA	DHANARUA	BARNI	51 Y	Y	Y	Y	Y	Y	Y	N
PUNJAB NATIONAL	6002	147	12-04-2023	PATNA	PALIGANJ	KHANPURA	57 Y	Y	Y	Y	Y	Y	Y	N
PUNJAB NATIONAL	6002	146	03-04-2023	PATNA	PALIGANJ	PEARPURA	62 Y	Y	Y	Y	Y	Y	Y	N

ANNEX III - PART A

QUARTERLY REPORT ON CONDUCT OF SPECIAL CAMPS BY FLCs (GOING DIGITAL) : Annexure-2 Part(A)

AS ON 30.06.2023

Bank Name	FLC Code	Pr. No. of Camp	Date of special camp	District	Block	Village	No of Participants	Stakeholders present (Indicate Y/N)						
								LDM	DDM	LDO	Local Govt	NGO	BC	Others
PUNJAB NATIONAL BANK	6702	87	30-06-2023	ROHTAS	KARGAHR	TENUNI	59	Y	Y	Y	Y	Y	Y	N
PUNJAB NATIONAL BANK	6702	96	26-06-2023	ROHTAS	NASRIGANJ	NASRIGANJ (NP)	63	Y	Y	Y	Y	Y	Y	N
PUNJAB NATIONAL BANK	6702	85	21-06-2023	ROHTAS	KARGAHR	SIWAN	61	Y	Y	Y	Y	Y	Y	N
PUNJAB NATIONAL BANK	6702	84	16-06-2023	ROHTAS	ROHTAS	KUSDIHRA	49	Y	Y	Y	Y	Y	Y	N
PUNJAB NATIONAL BANK	6702	83	07-06-2023	ROHTAS	NASRIGANJ	SAHI	52	Y	Y	Y	Y	Y	Y	N
PUNJAB NATIONAL BANK	6702	82	03-06-2023	ROHTAS	DAWATH	KOATH (NP)	62	Y	Y	Y	Y	Y	Y	N
PUNJAB NATIONAL BANK	6702	81	24-05-2023	ROHTAS	NASRIGANJ	DEHRI	68	Y	Y	Y	Y	Y	Y	N
PUNJAB NATIONAL BANK	6702	80	19-05-2023	ROHTAS	TILOUTHU	SARAIYA (CT)	59	Y	Y	Y	Y	Y	Y	N
PUNJAB NATIONAL BANK	6702	79	11-05-2023	ROHTAS	AKORHI GOLA	BARARHI	63	Y	Y	Y	Y	Y	Y	N
PUNJAB NATIONAL BANK	6702	78	02-05-2023	ROHTAS	KARGAHR	USANA	61	Y	Y	Y	Y	Y	Y	N
PUNJAB NATIONAL BANK	6702	77	18-04-2023	ROHTAS	KARAKAT	KUSI	49	Y	Y	Y	Y	Y	Y	N
PUNJAB NATIONAL BANK	6702	76	13-04-2023	ROHTAS	RAJUPUR	RAJUPUR	52	Y	Y	Y	Y	Y	Y	N
PUNJAB NATIONAL BANK	6702	75	06-04-2023	ROHTAS	CHENARI	TELARI	62	Y	Y	Y	Y	Y	Y	N
PUNJAB NATIONAL BANK	6702	74	03-04-2023	ROHTAS	KOCHAS	DEHRI (NAGAR PA	56	Y	Y	Y	Y	Y	Y	N
PUNJAB NATIONAL BANK	7002	110	26-06-2023	GAYA	SIKANDRA	LACHHUR	68	Y	Y	Y	Y	Y	Y	N
PUNJAB NATIONAL BANK	7002	109	20-06-2023	GAYA	ISLAMNAGAR ALIG	GORHULA FATEHU	59	Y	Y	Y	Y	Y	Y	N
PUNJAB NATIONAL BANK	7002	108	15-06-2023	GAYA	SIKANDRA	Jhaja	67	Y	Y	Y	Y	Y	Y	N
PUNJAB NATIONAL BANK	7002	107	08-06-2023	GAYA	JAMUI	Islam Nagar	68	Y	Y	Y	Y	Y	Y	N
PUNJAB NATIONAL BANK	7002	106	05-06-2023	GAYA	BARHAT	NUMAR	59	Y	Y	Y	Y	Y	Y	N
PUNJAB NATIONAL BANK	7002	105	01-06-2023	GAYA	LAKSHMIPUR	NAJARI	63	Y	Y	Y	Y	Y	Y	N
PUNJAB NATIONAL BANK	7002	104	23-05-2023	GAYA	KHAIRA	KHAIRA	61	Y	Y	Y	Y	Y	Y	N
PUNJAB NATIONAL BANK	7002	103	20-05-2023	GAYA	SIKANDRA	PACHMAHUA	49	Y	Y	Y	Y	Y	Y	N
PUNJAB NATIONAL BANK	7002	102	17-05-2023	GAYA	SONO	GANDAR	52	Y	Y	Y	Y	Y	Y	N
PUNJAB NATIONAL BANK	7002	101	13-05-2023	GAYA	BARHAT	KATAUNA	62	Y	Y	Y	Y	Y	Y	N
PUNJAB NATIONAL BANK	7002	100	10-05-2023	GAYA	JAMUI	MANIADDA	56	Y	Y	Y	Y	Y	Y	N
PUNJAB NATIONAL BANK	7002	99	04-05-2023	GAYA	BARHAT	TOLA PARSATARI	52	Y	Y	Y	Y	Y	Y	N
PUNJAB NATIONAL BANK	7002	98	18-04-2023	GAYA	ISLAMNAGAR ALIG	KHARDIH	48	Y	Y	Y	Y	Y	Y	N
PUNJAB NATIONAL BANK	7002	97	13-04-2023	GAYA	BARHAT	TOLA PARSATARI	59	Y	Y	Y	Y	Y	Y	N
PUNJAB NATIONAL BANK	7002	96	06-04-2023	GAYA	BARHAT	PANRO	68	Y	Y	Y	Y	Y	Y	N
PUNJAB NATIONAL BANK	7002	95	03-04-2023	GAYA	ISLAMNAGAR ALIG	MAJOS	65	Y	Y	Y	Y	Y	Y	N
PUNJAB NATIONAL BANK	7502	121	30-06-2023	LAKHISARAI	HALSI	KAINI	68	Y	Y	Y	Y	Y	Y	N
PUNJAB NATIONAL BANK	7502	120	21-05-2023	LAKHISARAI	CHAMAN*	MAHESLETA	65	Y	Y	Y	Y	Y	Y	N
PUNJAB NATIONAL BANK	7502	119	14-06-2023	LAKHISARAI	CHAMAN*	SINGH CHAK	51	Y	Y	Y	Y	Y	Y	N
PUNJAB NATIONAL BANK	7502	118	05-06-2023	LAKHISARAI	SURAJGARHA	SALEMPUR	57	Y	Y	Y	Y	Y	Y	N
PUNJAB NATIONAL BANK	7502	117	25-05-2023	LAKHISARAI	BARAHIYA	DUMIRI	67	Y	Y	Y	Y	Y	Y	N
PUNJAB NATIONAL BANK	7502	116	16-05-2023	LAKHISARAI	SURAJGARHA	POKHRA WAN	68	Y	Y	Y	Y	Y	Y	N
PUNJAB NATIONAL BANK	7502	115	04-05-2023	LAKHISARAI	SURAJGARHA	KIRANPUR	59	Y	Y	Y	Y	Y	Y	N
PUNJAB NATIONAL BANK	7502	114	29-04-2023	LAKHISARAI	CHAMAN*	KHUTTUPAR	67	Y	Y	Y	Y	Y	Y	N
PUNJAB NATIONAL BANK	7502	113	18-04-2023	LAKHISARAI	LAKHISARAI	Vidvapih	68	Y	Y	Y	Y	Y	Y	N
PUNJAB NATIONAL BANK	7502	112	12-04-2023	LAKHISARAI	LAKHISARAI	Prabhat Chowk	59	Y	Y	Y	Y	Y	Y	N
PUNJAB NATIONAL BANK	7502	111	05-04-2023	LAKHISARAI	RAMGARH CHOWI	DUDI	67	Y	Y	Y	Y	Y	Y	N
PUNJAB NATIONAL BANK	8102	73	28-06-2023	JEHANABAD	DAUDNAGAR	MAHAWAR	52	Y	Y	Y	Y	Y	Y	N
PUNJAB NATIONAL BANK	8102	72	22-06-2023	JEHANABAD	NABINAGAR	SASNA	48	Y	Y	Y	Y	Y	Y	N
PUNJAB NATIONAL BANK	8102	71	13-06-2023	JEHANABAD	NABINAGAR	HARIHAR URDANA	59	Y	Y	Y	Y	Y	Y	N
PUNJAB NATIONAL BANK	8102	70	09-06-2023	JEHANABAD	DAUDNAGAR	TARARI	68	Y	Y	Y	Y	Y	Y	N
PUNJAB NATIONAL BANK	8102	69	02-06-2023	JEHANABAD	OBRA	DEKULI	65	Y	Y	Y	Y	Y	Y	N
PUNJAB NATIONAL BANK	8102	68	26-05-2023	JEHANABAD	HASPURA	SHARI KHURD	51	Y	Y	Y	Y	Y	Y	N
PUNJAB NATIONAL BANK	8102	67	16-05-2023	JEHANABAD	MADANPUR	BERI	57	Y	Y	Y	Y	Y	Y	N
PUNJAB NATIONAL BANK	8102	66	10-05-2023	JEHANABAD	OBRA	SONHAULI	58	Y	Y	Y	Y	Y	Y	N
PUNJAB NATIONAL BANK	8102	65	06-05-2023	JEHANABAD	KUTUMBA	MUJAHIDA	48	Y	Y	Y	Y	Y	Y	N

ANNEX III - PART A

QUARTERLY REPORT ON CONDUCT OF SPECIAL CAMPS BY FLCs (GOING DIGITAL) : Annexure-2 Part(A)

Bank Name	FLC Code	Sr. No. of Camp	Date of special camp	District	Block	Village	No Of Participants		Stakeholders present (Indicate Y/N)					Others
							Participants	Local Govt	LDO	Local Govt	NGO	DDM	LDM	
PUNJAB NATIONAL BANK	8102	64	03-05-2023	JEHANABAD	DEO	BALUGA NJ.BAFAN	45	Y	Y	Y	Y	Y	Y	N
PUNJAB NATIONAL BANK	8102	63	28-04-2023	JEHANABAD	OBRA	SADIPUR	68	Y	Y	Y	Y	Y	Y	N
PUNJAB NATIONAL BANK	8102	62	19-04-2023	JEHANABAD	OBRA	OBRA (CT)	61	Y	Y	Y	Y	Y	Y	N
PUNJAB NATIONAL BANK	8102	61	13-04-2023	JEHANABAD	NABINAGAR	CHANDAR GAR - J	59	Y	Y	Y	Y	Y	Y	N
PUNJAB NATIONAL BANK	8102	60	04-04-2023	JEHANABAD	DAUDNAGAR	BHAKHARA	55	Y	Y	Y	Y	Y	Y	N
PUNJAB NATIONAL BANK	8102	59	01-04-2023	JEHANABAD	DAL'DNAGAR	CHAIURA V	68	Y	Y	Y	Y	Y	Y	N
PUNJAB NATIONAL BANK	10901	58	28-06-2023	ARWAL	SONBHADRA BAN	ANUAN	62	Y	Y	Y	Y	Y	Y	N
PUNJAB NATIONAL BANK	10901	57	22-06-2023	ARWAL	SONBHADRA BAN	ANUAN	68	Y	Y	Y	Y	Y	Y	N
PUNJAB NATIONAL BANK	10901	56	14-06-2023	ARWAL	SONBHADRA BAN	KHARASIN	59	Y	Y	Y	Y	Y	Y	N
PUNJAB NATIONAL BANK	10901	55	08-06-2023	ARWAL	KALER	USRI	65	Y	Y	Y	Y	Y	Y	N
PUNJAB NATIONAL BANK	10901	54	30-05-2023	ARWAL	KALER	AGNUR	51	Y	Y	Y	Y	Y	Y	N
PUNJAB NATIONAL BANK	10901	53	16-05-2023	ARWAL	KURTHA	KHEMKARAN SARA	57	Y	Y	Y	Y	Y	Y	N
PUNJAB NATIONAL BANK	10901	52	04-05-2023	ARWAL	KURTHA	BARA	58	Y	Y	Y	Y	Y	Y	N
PUNJAB NATIONAL BANK	10901	51	19-04-2023	ARWAL	KARPI	KEAL	48	Y	Y	Y	Y	Y	Y	N
PUNJAB NATIONAL BANK	10901	50	05-04-2023	ARWAL	KARPI	ABGILA	45	Y	Y	Y	Y	Y	Y	N
CANARA BANK	79	1	04-04-2023	SHEIKHPURA	CHEWARA	CHEWARA	55	Y	Y	Y	Y	Y	Y	N
CANARA BANK	79	3	10-04-2023	SHEIKHPURA	SHEIKHPURA	SHEIKHPURA	55	Y	Y	Y	Y	Y	Y	N
CANARA BANK	79	2	04-04-2023	SHEIKHPURA	CHEWARA	CHEWARA	42	Y	Y	Y	Y	Y	Y	N
CANARA BANK	79	4	11-04-2023	SHEIKHPURA	SHEIKHPURA	SHEIKHPURA	35	Y	Y	Y	Y	Y	Y	N
CANARA BANK	79	5	13-04-2023	SHEIKHPURA	G KUSUMBHA	G KUSUMBHA	67	Y	Y	Y	Y	Y	Y	N
CANARA BANK	79	6	03-05-2023	SHEIKHPURA	ARIYARI	ARIYARI	75	Y	Y	Y	Y	Y	Y	N
CANARA BANK	79	7	09-05-2023	SHEIKHPURA	S SARAI	S SARAI	32	Y	Y	Y	Y	Y	Y	N
CANARA BANK	79	10	10-05-2023	SHEIKHPURA	SHEIKHPURA	PACHANA	40	Y	Y	Y	Y	Y	Y	N
CANARA BANK	79	8	10-05-2023	SHEIKHPURA	G KUSUMBHA	D KUSUMBHA	28	Y	Y	Y	Y	Y	Y	N
CANARA BANK	79	9	01-06-2023	SHEIKHPURA	S SARAI	S SARAI	18	Y	Y	Y	Y	Y	Y	N
CANARA BANK	79	13	14-06-2023	SHEIKHPURA	SHEIKHPURA	SHEIKHPURA	40	Y	Y	Y	Y	Y	Y	N
CANARA BANK	79	12	08-06-2023	SHEIKHPURA	SHEIKHPURA	SHEIKHPURA	37	Y	Y	Y	Y	Y	Y	N
CANARA BANK	79	11	07-06-2023	SHEIKHPURA	SHEIKHPURA	D KUSUMBHA	45	Y	Y	Y	Y	Y	Y	N
UCO BANK	8001	50	26-06-2023	Bhagalpur	Pirpanti	Pirpanti	36	Y	Y	Y	Y	Y	Y	N
UCO BANK	8001	49	23-06-2023	Bhagalpur	Kahalgao	Nandlalpur	34	Y	Y	Y	Y	Y	Y	N
UCO BANK	8001	48	22-06-2023	Bhagalpur	Pirpanti	Dhanaura	34	Y	Y	Y	Y	Y	Y	N
UCO BANK	8001	47	21-06-2023	Bhagalpur	Sanokhar	Sanokhar nat	36	Y	Y	Y	Y	Y	Y	N
UCO BANK	8001	46	19-06-2023	Bhagalpur	Sabour	Fatehpur	36	Y	Y	Y	Y	Y	Y	N
UCO BANK	8001	45	17-06-2023	Bhagalpur	Kahalgao	Kahalgao	36	Y	Y	Y	Y	Y	Y	N
UCO BANK	8001	44	16-06-2023	Bhagalpur	Sanhaula	Kahalgao tarar	39	Y	Y	Y	Y	Y	Y	N
UCO BANK	8001	43	15-06-2023	Bhagalpur	Pirpanti	Fauzteri	34	Y	Y	Y	Y	Y	Y	N
UCO BANK	8001	42	14-06-2023	Bhagalpur	Pirpanti	Barahat	34	Y	Y	Y	Y	Y	Y	N
UCO BANK	8001	41	12-06-2023	Bhagalpur	Kahalgao	NTPC Kahalgao	36	Y	Y	Y	Y	Y	Y	N
UCO BANK	8001	40	09-06-2023	Bhagalpur	Kahalgao	Etchari	36	Y	Y	Y	Y	Y	Y	N
UCO BANK	8001	39	08-06-2023	Bhagalpur	Sabour	Bahadurpur	38	Y	Y	Y	Y	Y	Y	N
UCO BANK	8001	38	07-06-2023	Bhagalpur	Pirpanti	Budhuchak	36	Y	Y	Y	Y	Y	Y	N
UCO BANK	8001	37	06-06-2023	Bhagalpur	Kahalgao	Kishundassur	33	Y	Y	Y	Y	Y	Y	N
UCO BANK	8001	36	03-06-2023	Bhagalpur	Pirpanti	Pyalapur	34	Y	Y	Y	Y	Y	Y	N
UCO BANK	8001	35	01-06-2023	Bhagalpur	Shahkund	Shahkund	50	Y	Y	Y	Y	Y	Y	N
UCO BANK	8001	34	27-05-2023	Bhagalpur	Pirpanti	Pirpanti	32	Y	Y	Y	Y	Y	Y	N
UCO BANK	8001	33	25-05-2023	Bhagalpur	Pirpanti	Barahat	53	Y	Y	Y	Y	Y	Y	N
UCO BANK	8001	32	23-05-2023	Bhagalpur	Pirpanti	Dhanaura	34	Y	Y	Y	Y	Y	Y	N
UCO BANK	8001	31	22-05-2023	Bhagalpur	Kahalgao	Kahalgao	44	Y	Y	Y	Y	Y	Y	N
UCO BANK	8001	30	20-05-2023	Bhagalpur	Sanhaula	Tarar	40	Y	Y	Y	Y	Y	Y	N
UCO BANK	8001	29	18-05-2023	Bhagalpur	Pirpanti	Budhuchak	38	Y	Y	Y	Y	Y	Y	N

ANNEX III - PART A

QUARTERLY REPORT ON CONDUCT OF SPECIAL CAMPS BY FLCs (GOING DIGITAL) : Annexure-2 Part(A)  
AS ON 30.06.2023

Bank Name	FLC Code	Sr. No. of Cam	Date of special camp	District	Block	Village	No Of Participants	Stakeholders present (Indicate Y/N)					Others
								LDM	DDM	LDO	Local Govt	NGO	
UCO BANK	8001	28	17-05-2023	Bhagalpur	sabour	lodipur	46 Y	N	N	N	N	Y	Y
UCO BANK	8001	27	16-05-2023	Bhagalpur	Kahaigaon	Kishundaaspur	36 N	N	N	N	N	Y	Y
UCO BANK	8001	26	15-05-2023	Bhagalpur	Pirpanti	Bakharpur	38 N	N	Y	N	N	Y	Y
UCO BANK	8001	25	13-05-2023	Bhagalpur	Kahaigaon	Kahaigaon	30 N	N	N	N	N	Y	Y
UCO BANK	8001	24	12-05-2023	Bhagalpur	Sabour	Bahadurpur	46 N	N	N	N	N	Y	Y
UCO BANK	8001	23	11-05-2023	Bhagalpur	Pirpanti	Pyalapur	36 N	N	N	N	N	Y	Y
UCO BANK	8001	22	10-05-2023	Bhagalpur	Kahaigaon	Kahaigaon	33 N	N	N	N	N	Y	Y
UCO BANK	8001	21	09-05-2023	Bhagalpur	Sanhaula	Sanokhar hat	27 N	N	N	N	N	Y	Y
UCO BANK	8001	20	08-05-2023	Bhagalpur	Kahaigaon	Nandlalpur	43 N	N	N	N	N	Y	Y
UCO BANK	8001	19	05-05-2023	Bhagalpur	Kahaigaon	Ekchari	42 N	N	N	N	N	Y	Y
UCO BANK	8001	18	02-05-2023	Bhagalpur	Kahaigaon	NTPC Kahaigaon	37 N	N	N	N	N	Y	Y
UCO BANK	8001	17	28-04-2023	Bhagalpur	Pirpanti	Barahat	61 N	N	N	N	N	Y	Y
UCO BANK	8001	16	27-04-2023	Bhagalpur	Pirpanti	Fauzdari	65 N	N	N	N	N	Y	Y
UCO BANK	8001	15	26-04-2023	Bhagalpur	Sabour	sabour	70 Y	N	N	N	N	Y	Y
UCO BANK	8001	14	24-04-2023	Bhagalpur	Kahaigaon	Nandlalpur	34 Y	N	N	N	N	Y	Y
UCO BANK	8001	13	20-04-2023	Bhagalpur	Pirpanti	Budhuchak	49 Y	N	N	N	N	Y	Y
UCO BANK	8001	12	19-04-2023	Bhagalpur	Sabour	Fatehpur	36 Y	N	N	N	N	Y	Y
UCO BANK	8001	11	18-04-2023	Bhagalpur	Kahaigaon	NTPC Kahaigaon	34 Y	N	N	N	N	Y	Y
UCO BANK	8001	10	17-04-2023	Bhagalpur	Kahaigaon	Kahaigaon	50 Y	N	N	N	N	Y	Y
UCO BANK	8001	9	15-04-2023	Bhagalpur	Pirpanti	Gohar	61 N	N	N	N	N	Y	Y
UCO BANK	8001	8	13-04-2023	Bhagalpur	Sabour	Bahacurpur	40 Y	N	N	N	N	Y	Y
UCO BANK	8001	7	12-04-2023	Bhagalpur	Kahaigaon	Ekchari	36 N	N	N	N	N	Y	Y
UCO BANK	8001	6	11-04-2023	Bhagalpur	Pirpanti	Payalpur	34 N	N	N	N	N	Y	Y
UCO BANK	8001	5	10-04-2023	Bhagalpur	Pirpanti	Manikpur	54 Y	N	N	N	N	Y	Y
UCO BANK	8001	4	06-04-2023	Bhagalpur	Sabour	Jichu	65 Y	N	N	N	N	Y	Y
UCO BANK	8001	3	05-04-2023	Bhagalpur	Sanhaula	Tarar	60 N	N	N	N	N	Y	Y
UCO BANK	8001	2	04-04-2023	Bhagalpur	Nath Nagar	Kajrauli	61 Y	N	N	N	N	Y	Y
UCO BANK	8001	1	01-01-0001	Bhagalpur	Kahaigaon	Ekdara	46 N	N	N	N	N	Y	Y
BANK OF BARODA	5001	4	21-04-2023	SITAMARHI	NANPUR	SIRSI	25 N	N	N	N	N	Y	Y
BANK OF BARODA	5001	3	17-04-2023	SITAMARHI	NANPUR	SIRSI	21 Y	N	N	N	N	Y	Y
BANK OF BARODA	5001	2	12-04-2023	SITAMARHI	NANPUR	SIRSI	10 N	N	N	N	N	Y	Y
BANK OF BARODA	5001	1	06-04-2023	SITAMARHI	RUNNI SAIDPUR	RUNNI SAIDPUR	10 Y	N	N	N	N	Y	Y
BANK OF BARODA	5001	9	25-05-2023	SITAMARHI	BATHNAHA	TURKAULIYA	30 Y	Y	Y	N	N	Y	Y
BANK OF BARODA	5001	8	05-12-2023	SITAMARHI	DUMRA	MURADPLR	26 Y	Y	Y	N	N	Y	Y
BANK OF BARODA	5001	7	05-05-2023	SITAMARHI	SUPPI	SASAJUA	24 Y	N	N	N	N	Y	Y
BANK OF BARODA	5001	6	05-02-2023	SITAMARHI	DUMRA	BHASAR DAKSHANI	30 Y	N	N	N	N	Y	Y
BANK OF BARODA	5001	5	26-04-2023	SITAMARHI	NANPUR	SIRSI	23 Y	N	N	N	N	Y	Y
BANK OF BARODA	5001	10	06-02-2023	SITAMARHI	PARIHAR	RAMAULI	30 Y	N	N	N	N	Y	Y
BANK OF BARODA	5001	13	30-06-2023	SITAMARHI	PUPRI	SAMHAJU	34 Y	N	N	N	N	Y	Y
BANK OF BARODA	5001	12	08-02-2023	SITAMARHI	DUMRA	ITI CAMPUS	27 Y	N	N	N	N	Y	Y
BANK OF BARODA	5001	11	06-02-2023	SITAMARHI	CHORAUT	AMAYPUR	30 Y	N	N	N	N	Y	Y
BANK OF BARODA	6501	14	06-08-2023	SHEOHAR	PIBRAHI	DHANKAULI	14 N	N	N	N	N	Y	Y
UNION BANK OF INDIA	5501	33	30-06-2023	Samastipur	Samastipur	Samastipur	30 N	N	N	N	N	Y	Y
UNION BANK OF INDIA	5501	32	30-06-2023	Samastipur	Samastipur	Samastipur	31 Y	N	N	N	N	Y	Y
UNION BANK OF INDIA	5501	31	25-06-2023	Samastipur	Samastipur	Samastipur Jail	27 N	N	N	N	N	Y	Y
UNION BANK OF INDIA	5501	30	22-06-2023	Samastipur	Pusa	Co-oo Tra ning	20 N	N	N	N	N	Y	Y
UNION BANK OF INDIA	5501	29	21-06-2023	Samastipur	Samastipur	Mohampur	21 N	N	N	N	N	Y	Y
UNION BANK OF INDIA	5501	28	19-06-2023	Samastipur	Samastipur	Samastipur Jail	35 N	N	N	N	N	Y	Y
UNION BANK OF INDIA	5501	27	15-06-2023	Samastipur	Pusa	Training College	20 N	N	N	N	N	Y	Y
UNION BANK OF INDIA	5501	26	15-06-2023	Samastipur	Samastipur	Samastipur	28 N	N	N	N	N	Y	Y

## ANNEX III - PART A

## QUARTERLY REPORT ON CONDUCT OF SPECIAL CAMPS BY FLCs (GOING DIGITAL) : Annexure-2 Part(A)

Bank Name	FLC Code	Sr. No. of Camp	Date of special camp	District	Block	Village	No Of Participants	Stakeholders present (Indicate Y/N)					Others	
								LDM	DDM	LDO	Local Govt	NGO		BC
UNION BANK OF INDIA	5501	25	08-06-2023	Samastipur	Pusa	Training Collge	20	N	N	N	N	N	N	N
UNION BANK OF INDIA	5501	24	24-05-2023	Samastipur	Samastipur	Barahbetta	30	N	N	N	N	N	N	N
UNION BANK OF INDIA	5501	23	20-05-2023	Samastipur	Samastipur	Kashipu-	60	Y	Y	Y	Y	Y	Y	Y
UNION BANK OF INDIA	5501	22	19-05-2023	Samastipur	Samastipur	Samastipur	22	N	N	N	N	N	N	N
UNION BANK OF INDIA	5501	21	18-05-2023	Samastipur	Pusa	Co-op Training	29	N	N	N	N	N	N	N
UNION BANK OF INDIA	5501	20	17-05-2023	Samastipur	Samastipur	Railway Colony	38	Y	Y	Y	Y	Y	Y	Y
UNION BANK OF INDIA	5501	19	17-05-2023	Samastipur	Samastipur	Golf Field scho	28	N	N	N	N	N	N	N
UNION BANK OF INDIA	5501	18	13-05-2023	Samastipur	Samastipur	Railway Colony	19	N	N	N	N	N	N	N
UNION BANK OF INDIA	5501	17	13-05-2023	Samastipur	Samastipur	Bahadurpur	23	Y	Y	Y	Y	Y	Y	Y
UNION BANK OF INDIA	5501	16	12-05-2023	Samastipur	Pusa	Training Collge	31	N	N	N	N	N	N	N
UNION BANK OF INDIA	5501	15	12-05-2023	Samastipur	Pusa	Morsand	26	N	N	N	N	N	N	N
UNION BANK OF INDIA	5501	14	12-05-2023	Samastipur	Pusa	Morsand	41	Y	N	N	N	N	N	N
UNION BANK OF INDIA	5501	13	10-05-2023	Samastipur	Samastipur	Kashipur	25	N	Y	Y	N	N	N	N
UNION BANK OF INDIA	5501	12	09-05-2023	Samastipur	Samastipur	Samastipur	24	Y	N	N	N	N	Y	N
UNION BANK OF INDIA	5501	11	05-05-2023	Samastipur	Kalyanpur	Kalyanpur	60	N	Y	Y	N	Y	Y	N
UNION BANK OF INDIA	5501	10	29-04-2023	Samastipur	Samastipur	Aloth	33	N	N	N	N	N	N	N
UNION BANK OF INDIA	5501	9	28-04-2023	Samastipur	Samastipur	Jitwarpur	42	N	N	N	N	N	N	N
UNION BANK OF INDIA	5501	8	27-04-2023	Samastipur	Samastipur	Samastipur	30	N	N	N	N	N	Y	N
UNION BANK OF INDIA	5501	7	26-04-2023	Samastipur	Samastipur	Samastipur	22	N	N	N	N	N	N	N
UNION BANK OF INDIA	5501	6	20-04-2023	Samastipur	Saralanjan	Vishwarambhaur	40	Y	N	N	N	N	Y	N
UNION BANK OF INDIA	5501	5	20-04-2023	Samastipur	Saralanjan	V. Alloth	40	N	N	N	N	N	N	N
UNION BANK OF INDIA	5501	4	17-04-2023	Samastipur	Samastipur	Shambhupatti	63	Y	N	N	N	N	Y	N
UNION BANK OF INDIA	5501	3	17-04-2023	Samastipur	Samastipur	Shambhupatti	42	N	N	Y	Y	N	Y	N
UNION BANK OF INDIA	5501	2	11-04-2023	Samastipur	Samastipur	Chandopatti	33	N	N	N	N	N	Y	Y
UNION BANK OF INDIA	5501	1	10-04-2023	Samastipur	Samastipur	Samastipur	9	N	N	N	N	N	Y	Y
UNION BANK OF INDIA	8501	62	28-06-2023	KHAGARIA	KHAGARIA	BHADAS	36	N	N	N	N	N	N	N
UNION BANK OF INDIA	8501	61	26-06-2023	KHAGARIA	KHAGARIA	GLUDARIYA ASTHA	32	Y	N	N	N	N	N	N
UNION BANK OF INDIA	8501	60	23-06-2023	KHAGARIA	KHAGARIA	MAHSALURHI	30	N	N	N	N	N	N	N
UNION BANK OF INDIA	8501	59	22-06-2023	KHAGARIA	KHAGARIA	RAMGAJ	34	N	N	N	N	N	N	N
UNION BANK OF INDIA	8501	58	21-06-2023	KHAGARIA	KHAGARIA	GAURASHAKTI	39	N	N	N	N	N	N	N
UNION BANK OF INDIA	8501	57	16-06-2023	KHAGARIA	KHAGARIA	GAURASHAKTI	31	N	N	N	N	N	N	N
UNION BANK OF INDIA	8501	56	15-06-2023	KHAGARIA	KHAGARIA	RANKO	52	N	N	N	N	N	N	N
UNION BANK OF INDIA	8501	55	14-06-2023	KHAGARIA	KHAGARIA	MAHSALURHI	20	N	N	N	N	N	N	N
UNION BANK OF INDIA	8501	54	13-06-2023	KHAGARIA	KHAGARIA	HARDASCHAK	36	N	N	N	N	N	N	N
UNION BANK OF INDIA	8501	53	12-06-2023	KHAGARIA	KHAGARIA	SANSARPUR	26	N	N	N	N	N	N	N
UNION BANK OF INDIA	8501	52	07-06-2023	KHAGARIA	KHAGARIA	RANKO	32	N	N	N	N	N	N	N
UNION BANK OF INDIA	8501	51	06-06-2023	KHAGARIA	KHAGARIA	SANSARPUR	45	Y	N	N	N	N	N	N
UNION BANK OF INDIA	8501	50	26-05-2023	KHAGARIA	KHAGARIA	MANSI	17	N	N	N	N	N	Y	N
UNION BANK OF INDIA	8501	49	24-05-2023	KHAGARIA	KHAGARIA	PARMAPUR	14	Y	N	N	N	N	Y	N
UNION BANK OF INDIA	8501	48	23-05-2023	KHAGARIA	KHAGARIA	SANSARPUR	12	N	N	N	N	N	N	N
UNION BANK OF INDIA	8501	47	20-05-2023	KHAGARIA	KHAGARIA	SANSARPUR	13	N	N	N	N	N	Y	N
UNION BANK OF INDIA	8501	46	18-05-2023	KHAGARIA	KHAGARIA	SANSARPUR	14	N	N	Y	Y	N	Y	N
UNION BANK OF INDIA	8501	45	17-05-2023	KHAGARIA	KHAGARIA	PARMAPUR	15	N	N	N	N	N	N	Y
UNION BANK OF INDIA	8501	44	16-05-2023	KHAGARIA	KHAGARIA	PARMAPUR	18	N	N	Y	Y	N	Y	Y
UNION BANK OF INDIA	8501	43	15-05-2023	KHAGARIA	KHAGARIA	SANSARPUR	17	N	N	N	N	N	Y	N
UNION BANK OF INDIA	8501	42	12-05-2023	KHAGARIA	KHAGARIA	SANSARPUR	12	N	N	N	N	N	Y	N
UNION BANK OF INDIA	8501	41	10-05-2023	KHAGARIA	KHAGARIA	HARDASCHAK	18	N	N	N	N	N	Y	N
UNION BANK OF INDIA	8501	40	09-05-2023	KHAGARIA	KHAGARIA	HARDASCHAK	14	Y	N	N	N	N	Y	N
UNION BANK OF INDIA	8501	39	08-05-2023	KHAGARIA	KHAGARIA	HARDASCHAK	14	N	N	N	N	N	N	N
UNION BANK OF INDIA	8501	38	05-05-2023	KHAGARIA	KHAGARIA	SANSARPUR	12	N	N	N	N	N	N	N

## QUARTERLY REPORT ON CONDUCT OF SPECIAL CAMPS BY FLCs (GOING DIGITAL) : Annexure-2 Part(A)

AS ON 30.06.2023

Bank Name	FLC Code	Pr. No. of Camp	Date of special camp	District	Block	Village	No Of Participants	Stakeholders present (Indicate Y/N)					Others	
								LDM	DDM	LDO	Local Govt	NGO		BC
UNION BANK OF INDIA	8501	37	04-05-2023	KHAGARIA	KHAGARIA	HARDASCHAK	12	Y	N	N	N	N	N	N
UNION BANK OF INDIA	8501	36	02-05-2023	KHAGARIA	KHAGARIA	HARDASCHAK	14	N	N	N	Y	N	N	N
UNION BANK OF INDIA	8501	35	28-04-2023	KHAGARIA	KHAGARIA	SANSARFUR	11	N	N	N	N	N	N	Y
UNION BANK OF INDIA	8501	34	27-04-2023	KHAGARIA	KHAGARIA	SANSARFUR	15	N	N	N	N	N	N	Y
DAKSHIN BIHAR GRAMIN BANK	3003	6	21-06-2023	BEGUSARAI	BARAJUNI	RAJWARA	30	N	N	N	N	N	N	Y
DAKSHIN BIHAR GRAMIN BANK	3003	5	02-06-2023	BEGUSARAI	GARHPURA	MAIPIUF	34	N	N	N	N	N	N	Y
DAKSHIN BIHAR GRAMIN BANK	3003	4	16-05-2023	BEGUSARAI	MATHANI	MATIHARI	32	N	N	N	N	N	N	Y
DAKSHIN BIHAR GRAMIN BANK	3003	3	01-01-0001	BEGUSARAI	BEGUSARAI	DHABAUJI	31	N	N	N	N	N	N	Y
DAKSHIN BIHAR GRAMIN BANK	3003	2	06-04-2023	BEGUSARAI	MANSURCHAK	SOHILDASA	29	N	N	N	N	N	N	Y
DAKSHIN BIHAR GRAMIN BANK	3501	1	05-04-2023	BEGUSARAI	MANSURCHAK	NAVTOI	28	N	N	N	N	N	N	Y
DAKSHIN BIHAR GRAMIN BANK	3501	5	03-06-2023	Khagaria	Mansi	Mansi	28	N	N	N	N	N	N	Y
DAKSHIN BIHAR GRAMIN BANK	3501	4	26-05-2023	Khagaria	sadar	Bhadas	33	N	N	N	N	N	N	Y
DAKSHIN BIHAR GRAMIN BANK	3501	3	04-05-2023	Khagaria	sadar	budhaura	32	N	N	N	N	N	N	Y
DAKSHIN BIHAR GRAMIN BANK	3501	2	29-04-2023	Khagaria	chautham	jalkaura	29	N	N	N	N	N	N	Y
DAKSHIN BIHAR GRAMIN BANK	3501	1	18-04-2023	Khagaria	Sadar	sonarsa	36	N	N	N	N	N	N	Y
DAKSHIN BIHAR GRAMIN BANK	3701	5	03-06-2023	KAIMUR	BHABHUA	belaganj	31	N	N	N	N	N	N	Y
DAKSHIN BIHAR GRAMIN BANK	3701	4	18-05-2023	KAIMUR	RAMGARH	BETARI	33	N	N	N	N	N	N	Y
DAKSHIN BIHAR GRAMIN BANK	3701	3	16-05-2023	KAIMUR	RAMGARH	BANDIPLUR	28	N	N	N	N	N	N	Y
DAKSHIN BIHAR GRAMIN BANK	3701	2	06-04-2023	KAIMUR	BHABHUA	SISAUDA	28	N	N	N	N	N	N	Y
DAKSHIN BIHAR GRAMIN BANK	3701	1	05-04-2023	KAIMUR	KUDRA	DATIYANV	30	N	N	N	N	N	N	Y
DAKSHIN BIHAR GRAMIN BANK	3701	6	05-06-2023	KAIMUR	BHABHUA	BAJLARA	39	N	N	N	N	N	N	Y
DAKSHIN BIHAR GRAMIN BANK	3701	5	03-06-2023	KAIMUR	BHABHUA	PARASIYA	34	N	N	N	N	N	N	Y
DAKSHIN BIHAR GRAMIN BANK	3701	4	18-05-2023	KAIMUR	RAMGARH	BETARI	33	N	N	N	N	N	N	Y
DAKSHIN BIHAR GRAMIN BANK	3701	3	16-05-2023	KAIMUR	RAMGARH	BANDIPLUR	25	N	N	N	N	N	N	Y
DAKSHIN BIHAR GRAMIN BANK	3701	2	06-04-2023	KAIMUR	BHABHUA	SISAUDA	28	N	N	N	N	N	N	Y
DAKSHIN BIHAR GRAMIN BANK	4501	6	15-06-2023	Buxar	ITARHI	BAHJARA	39	N	N	N	N	N	N	Y
DAKSHIN BIHAR GRAMIN BANK	4501	5	08-06-2023	Buxar	BUJAR	Narayanpur	29	N	N	N	N	N	N	Y
DAKSHIN BIHAR GRAMIN BANK	4501	4	12-05-2023	Buxar	RAJPUR	Garani	31	N	N	N	N	N	N	Y
DAKSHIN BIHAR GRAMIN BANK	4501	3	11-05-2023	Buxar	BUJAR	Chhotki Sarimpu	26	N	N	N	N	N	N	Y
DAKSHIN BIHAR GRAMIN BANK	4501	2	29-06-2023	Buxar	BUJAR	Chhotka Nuaen	30	N	N	N	N	N	N	Y
DAKSHIN BIHAR GRAMIN BANK	4601	12	20-05-2023	BANKA	KATORIYA	AAR PAT-HAR	52	N	N	N	N	N	N	Y
DAKSHIN BIHAR GRAMIN BANK	4601	11	19-05-2023	BANKA	AMARPUR	AMARPUR	76	N	N	N	N	N	N	Y
DAKSHIN BIHAR GRAMIN BANK	4601	10	17-05-2023	BANKA	BANKA	LAKRIKOJA	44	N	N	N	N	N	N	Y
DAKSHIN BIHAR GRAMIN BANK	4601	9	05-06-2023	BANKA	BANKA	SHANKARPUR	72	N	N	N	N	N	N	Y
DAKSHIN BIHAR GRAMIN BANK	4601	8	04-05-2023	BANKA	RAJOUN	MOHNA	68	N	N	N	N	N	N	Y
DAKSHIN BIHAR GRAMIN BANK	4701	7	04-03-2023	BANKA	BANKA	LAXMIPLUR	54	N	N	N	N	N	N	Y
DAKSHIN BIHAR GRAMIN BANK	4701	3	27-06-2023	Jamui	NABINAGAR	NABINAGAR	55	N	N	N	N	N	N	Y
DAKSHIN BIHAR GRAMIN BANK	4701	2	18-05-2023	Jamui	SIKANDRA	MAHA DEO SIMARI	67	N	N	N	N	N	N	Y
DAKSHIN BIHAR GRAMIN BANK	4701	1	12-04-2023	Jamui	KHAIRA	TOJA JHUNDO	44	N	N	N	N	N	N	Y
DAKSHIN BIHAR GRAMIN BANK	5101	10	24-06-2023	BHOJIPUR	ARA	ARA	210	N	N	N	N	N	N	Y
DAKSHIN BIHAR GRAMIN BANK	5101	9	13-06-2023	BHOJIPUR	KOILWAR	BIRAMPUR	42	N	N	N	N	N	N	Y
DAKSHIN BIHAR GRAMIN BANK	5101	8	07-06-2023	BHOJIPUR	BARHARA	KESHOPUR	37	N	N	N	N	N	N	Y
DAKSHIN BIHAR GRAMIN BANK	5101	7	05-06-2023	BHOJIPUR	UDWANTNAGAR	KASAP	26	N	N	N	N	N	N	Y
DAKSHIN BIHAR GRAMIN BANK	5101	6	12-05-2023	BHOJIPUR	GARHANI	BALIGAON	28	N	N	N	N	N	N	Y
DAKSHIN BIHAR GRAMIN BANK	5101	5	08-05-2023	BHOJIPUR	TARARI	KARATH	31	N	N	N	N	N	N	Y
DAKSHIN BIHAR GRAMIN BANK	5101	4	04-05-2023	BHOJIPUR	PIRO	HASANBAZAR	42	N	N	N	N	N	N	Y
DAKSHIN BIHAR GRAMIN BANK	5101	3	28-04-2023	BHOJIPUR	ARA	BABHNAJJI	39	N	N	N	N	N	N	Y

ANNEX III - PART A

QUARTERLY REPORT ON CONDUCT OF SPECIAL CAMPS BY TLEs (GOING DIGITAL) : Annexure-2 Part(A) AS ON 30.06.2023														
Bank Name	FLC Code	Sr. No. of Camp	Date of special camp	District	Block	Village	No Of Participants	Stateholders present (indicate Y/N)				Others		
								LDM	DDM	LDO	Local Govt.		NGO	BC
DAKSHIN BIHAR GRAMIN BANK	5101	2	20-04-2023	BHOJIPUR	ARA	MEERGANJ	19	N	N	N	N	Y	N	N
DAKSHIN BIHAR GRAMIN BANK	5101	13	05-04-2023	RHOJIPUR	ARA	SINGHI	26	N	N	N	N	N	N	N
DAKSHIN BIHAR GRAMIN BANK	5101	15	29-05-2023	NALANDA	NOORSARAI	JAGDISH PUR TTY	52	N	N	N	N	N	N	N
DAKSHIN BIHAR GRAMIN BANK	5101	13	26-05-2023	NALANDODIP	LODIPUR	BHOBIH	350	Y	Y	Y	Y	Y	Y	Y
DAKSHIN BIHAR GRAMIN BANK	5101	12	26-05-2023	NALANDA	BIHARSHARIF	MEGHNAGIVAN	220	Y	Y	Y	Y	Y	Y	Y
DAKSHIN BIHAR GRAMIN BANK	5101	11	26-05-2023	NALANDA	BIHARSHARIF	NANAND	240	Y	Y	Y	Y	Y	Y	Y
DAKSHIN BIHAR GRAMIN BANK	5101	10	04-05-2023	NALANDA	SILAO	PAKI	37	N	N	N	N	N	N	N
DAKSHIN BIHAR GRAMIN BANK	5101	9	03-05-2023	NALANDA	SILAO	KARAH	41	N	N	N	N	N	N	N
DAKSHIN BIHAR GRAMIN BANK	5101	8	20-07-2023	NALANDA	SILAO	PAWADIH	54	N	N	N	N	N	N	N
DAKSHIN BIHAR GRAMIN BANK	5101	7	18-04-2023	NALANDA	PARWALPUR	DADUPUR	45	N	N	N	N	N	N	N
DAKSHIN BIHAR GRAMIN BANK	5101	6	17-04-2023	NALANDA	PARWALPUR	PILICH	43	N	N	N	N	N	N	N
DAKSHIN BIHAR GRAMIN BANK	5101	5	12-04-2023	NALANDA	RAHUI	MURGRACHAK	66	N	N	N	N	N	N	N
DAKSHIN BIHAR GRAMIN BANK	5101	4	11-04-2023	NALANDA	BIND	BAKRA	45	N	N	N	N	N	N	N
DAKSHIN BIHAR GRAMIN BANK	5101	3	10-04-2023	NALANDA	BIND	JAMSAZI	53	N	N	N	N	N	N	N
DAKSHIN BIHAR GRAMIN BANK	5101	2	06-04-2023	NALANDA	RAHUI	UTTARNAWALI	42	N	N	N	N	N	N	N
DAKSHIN BIHAR GRAMIN BANK	5101	1	05-04-2023	NALANDA	RAHUI	PESHAW	32	N	N	N	N	N	N	N
DAKSHIN BIHAR GRAMIN BANK	5101	20	09-06-2023	NALANDA	BAHUI	BARANDI	32	N	N	N	N	N	N	N
DAKSHIN BIHAR GRAMIN BANK	5101	19	09-06-2023	NALANDA	RAHUI	PESHAUR	61	N	N	N	N	N	N	N
DAKSHIN BIHAR GRAMIN BANK	5101	18	02-06-2023	NALANDA	BEN	NOHSA	51	N	N	N	N	N	N	N
DAKSHIN BIHAR GRAMIN BANK	5101	17	02-06-2023	NALANDA	RAHUI	UTTARNAWALI	47	N	N	N	N	N	N	N
DAKSHIN BIHAR GRAMIN BANK	5101	16	30-05-2023	NALANDA	NOORSARAI	PAPARNAUSA	55	N	N	N	N	N	N	N
DAKSHIN BIHAR GRAMIN BANK	5401	25	23-07-2023	NALANDA	ASTHAWAN	OYAW	47	N	N	N	N	N	N	N
DAKSHIN BIHAR GRAMIN BANK	5401	24	23-06-2023	NALANDA	ASTHAWAN	JAIR	56	N	N	N	N	N	N	N
DAKSHIN BIHAR GRAMIN BANK	5401	23	17-06-2023	NALANDA	PARWALPUR	SHANKARDIH	41	N	N	N	N	N	N	N
DAKSHIN BIHAR GRAMIN BANK	5401	22	16-06-2023	NALANDA	THARTHARI	CHHAR YARI	57	N	N	N	N	N	N	N
DAKSHIN BIHAR GRAMIN BANK	5401	21	16-06-2023	NALANDA	BIND	JAHANA	44	N	N	N	N	N	N	N
DAKSHIN BIHAR GRAMIN BANK	7100	1	27-04-2023	GAYA	TOWN BLOCK	AURWAN	80	N	N	N	N	N	N	N
DAKSHIN BIHAR GRAMIN BANK	7100	2	24-04-2023	GAYA	TOWN BLOCK	CHAPADHA	47	N	N	N	N	N	N	N
DAKSHIN BIHAR GRAMIN BANK	7100	3	24-04-2023	GAYA	BODHGAYA	MOCHARIM	68	N	N	N	N	N	N	N
DAKSHIN BIHAR GRAMIN BANK	7100	4	19-04-2023	GAYA	TOWN BLOCK	BAKSHU BIGHA	60	N	N	N	N	N	N	N
DAKSHIN BIHAR GRAMIN BANK	7100	5	18-04-2023	GAYA	MANPUR	MAHUAR NAVADA	25	N	N	N	N	N	N	N
DAKSHIN BIHAR GRAMIN BANK	7100	5	18-04-2023	GAYA	TOWN BLOCK	GULARYA CHAK	21	N	N	N	N	N	N	N
DAKSHIN BIHAR GRAMIN BANK	7100	4	17-04-2023	Gaya	barachatti	binda	48	N	N	N	N	N	N	N
DAKSHIN BIHAR GRAMIN BANK	7201	3	13-04-2023	gaya	dobhi	parari	36	N	N	N	N	N	N	N
DAKSHIN BIHAR GRAMIN BANK	7201	4	29-04-2023	Munger	Dharhara	Hemistur	36	N	N	N	N	N	N	N
DAKSHIN BIHAR GRAMIN BANK	7201	3	21-04-2023	Munger	Dharhara	Etwa	29	N	N	N	N	N	N	N
DAKSHIN BIHAR GRAMIN BANK	7201	2	13-04-2023	Munger	Barivarpur	Binda Chiyara	26	N	N	N	N	N	N	N
DAKSHIN BIHAR GRAMIN BANK	7201	1	06-04-2023	Munger	Barivarpur	Barivarpur Not	39	N	N	N	N	N	N	N
DAKSHIN BIHAR GRAMIN BANK	7201	12	23-06-2023	Munger	Dharhara	Sarobag	40	N	N	N	N	N	N	N
DAKSHIN BIHAR GRAMIN BANK	7201	11	17-06-2023	Munger	Dharhara	Orabag cha	26	N	N	N	N	N	N	N
DAKSHIN BIHAR GRAMIN BANK	7201	10	01-01-0001	Munger	sadar	Mai	42	N	N	N	N	N	N	N
DAKSHIN BIHAR GRAMIN BANK	7201	9	03-06-2023	Munger	sadar	Katariya	45	N	N	N	N	N	N	N
DAKSHIN BIHAR GRAMIN BANK	7201	8	25-05-2023	Munger	Kharagpur	Kauriya	34	N	N	N	N	N	N	N
DAKSHIN BIHAR GRAMIN BANK	7201	7	20-05-2023	Munger	Kharagpur	Gobadca	39	N	N	N	N	N	N	N
DAKSHIN BIHAR GRAMIN BANK	7201	6	16-05-2023	Munger	Jamalpur	Parhar	40	N	N	N	N	N	N	N
DAKSHIN BIHAR GRAMIN BANK	7501	3	20-06-2023	Lakhisarai	Pipariya	Hasanpur	54	N	N	N	N	N	N	N
DAKSHIN BIHAR GRAMIN BANK	7501	2	17-05-2023	Lakhisarai	Halsi	Basidpur	45	N	N	N	N	N	N	N
DAKSHIN BIHAR GRAMIN BANK	7501	1	06-04-2023	Lakhisarai	Barhia	Birupur	40	N	N	N	N	N	N	N
DAKSHIN BIHAR GRAMIN BANK	7901	6	28-04-2023	SHEIKHPURAJI	BARBIGHA	SAMAS BUJURG	25	N	N	N	N	N	N	N

## ANNEX III - PART A

## QUARTERLY REPORT ON CONDUCT OF SPECIAL CAMPS BY FLCs (GOING DIGITAL) : Annexure-2 Part(A)

Bank Name	FLC Code	Sr. No. of Camp	Date of special camp	District	Block	Village	No Of Participants	Stakeholders present, indicate Y/N						Others
								IDM	DDM	LDO	Local Govt	NGO	BC	
DAKSHIN BIHAR GRAMIN BANK	7901	5	24-04-2023	SHEIKHPURA	IBRYARI	LOHAN	30	N	N	N	N	N	N	Y
DAKSHIN BIHAR GRAMIN BANK	7901	4	21-04-2023	SHEIKHPURA	ARIYARI	KASAR	55	N	N	N	N	N	N	Y
DAKSHIN BIHAR GRAMIN BANK	7901	3	23-04-2023	SHEIKHPURA	SHEIKHPURA	HATHIYAMA	36	N	N	N	N	N	N	Y
DAKSHIN BIHAR GRAMIN BANK	7901	2	20-04-2023	SHEIKHPURA	SHEIKHPURA	RAMRAIPUR	38	N	N	N	N	N	N	Y
DAKSHIN BIHAR GRAMIN BANK	8101	1	19-01-2023	SHEIKHPURA	Shekhopur saral	NIMI	48	N	N	N	N	N	N	Y
DAKSHIN BIHAR GRAMIN BANK	8101	4	23-05-2023	Jahannabad	Modanganj	Bandhuganj	42	N	N	N	N	N	N	Y
DAKSHIN BIHAR GRAMIN BANK	8101	3	05-04-2023	Jahannabad	Modanganj	Devra	31	N	N	N	N	N	N	Y
DAKSHIN BIHAR GRAMIN BANK	8101	2	13-04-2023	Jahannabad	Ghosi	Kure	39	N	N	N	N	N	N	Y
DAKSHIN BIHAR GRAMIN BANK	8101	1	04-05-2023	Jahannabad	Ghosi	Saho Bigha	36	N	N	N	N	N	N	Y
UTTAR BIHAR GRAMIN BANK	4802	20	09-06-2023	SUPAUL	TRIBENIGANJ	BISHANPU DAULAT	44	N	N	N	N	N	N	Y
UTTAR BIHAR GRAMIN BANK	4802	19	20-05-2023	SUPAUL	RAGHOPUR	SIMRAHI BAZAR	44	N	N	N	N	N	N	Y
UTTAR BIHAR GRAMIN BANK	4802	18	12-05-2023	SUPAUL	BASANTPUR	BIRPUR	44	N	N	N	N	N	N	Y
UTTAR BIHAR GRAMIN BANK	4802	17	12-05-2023	SUPAUL	SUPAUL	SUKHPUR	44	N	N	N	N	N	N	Y
UTTAR BIHAR GRAMIN BANK	4802	16	12-05-2023	SUPAUL	TRIBENIGANJ	JADIAHAT	44	N	N	N	N	N	N	Y
UTTAR BIHAR GRAMIN BANK	4802	15	12-05-2023	SUPAUL	MARAUNA	MARAUNA	44	N	N	N	N	N	N	Y
UTTAR BIHAR GRAMIN BANK	4902	10	20-05-2023	KISHANGANJ	KISHANGANJ	CALTEX CHOWK	38	N	N	N	N	N	N	Y
UTTAR BIHAR GRAMIN BANK	4902	8	18-05-2023	KISHANGANJ	KISHANGANJ	HALIM CHOWK	51	N	N	N	N	N	N	Y
UTTAR BIHAR GRAMIN BANK	4902	6	15-04-2023	KISHANGANJ	KOCHADHAMAN	SONTHA	28	N	N	N	N	N	N	Y
UTTAR BIHAR GRAMIN BANK	4902	4	13-06-2023	KISHANGANJ	BAHADURGANJ	BAHADURGANJ	31	N	N	N	N	N	N	Y
UTTAR BIHAR GRAMIN BANK	4902	2	11-04-2023	KISHANGANJ	THAKURGANJ	GALGALIA	45	N	N	N	N	N	N	Y
UTTAR BIHAR GRAMIN BANK	5002	18	28-05-2023	Sitamarhi	Sursand	Choraut	48	N	N	N	N	N	N	Y
UTTAR BIHAR GRAMIN BANK	5002	17	28-05-2023	Sitamarhi	Runnisaidpur	Suahi	4	N	N	N	N	N	N	Y
UTTAR BIHAR GRAMIN BANK	5002	16	21-05-2023	Sitamarhi	Nanpur	Rajpur	48	N	N	N	N	N	N	Y
UTTAR BIHAR GRAMIN BANK	5002	15	21-05-2023	Sitamarhi	Runnisaidpur	Athari	47	N	N	N	N	N	N	Y
UTTAR BIHAR GRAMIN BANK	5002	14	26-04-2023	Sitamarhi	Bathaha	Srisiya-I	40	N	N	N	N	N	N	Y
UTTAR BIHAR GRAMIN BANK	5002	12	19-04-2023	Sitamarhi	Sursand	Kumma	48	N	N	N	N	N	N	Y
UTTAR BIHAR GRAMIN BANK	5002	9	18-04-2023	Sitamarhi	Sombarsa	Kanhaulj	47	N	N	N	N	N	N	Y
UTTAR BIHAR GRAMIN BANK	5002	7	15-05-2023	Sitamarhi	Runnisaidpur	Manikchawk	44	N	N	N	N	N	N	Y
UTTAR BIHAR GRAMIN BANK	5002	6	13-04-2023	Sitamarhi	Riga	Babhangama	47	N	N	N	N	N	N	Y
UTTAR BIHAR GRAMIN BANK	5002	4	12-04-2023	Sitamarhi	Nanpur	Bhadian	41	N	N	N	N	N	N	Y
UTTAR BIHAR GRAMIN BANK	5002	2	03-05-2023	Sitamarhi	Runnisaidpur	Athri	41	N	N	N	N	N	N	Y
UTTAR BIHAR GRAMIN BANK	5302	14	25-05-2023	EAST CHAMPARAN	PAKARIDAYAL	PAKARIDAYAL	60	N	N	N	N	N	N	Y
UTTAR BIHAR GRAMIN BANK	5302	13	18-05-2023	EAST CHAMPARAN	PIPRAKOTHI	PIPRAKOTHI	55	N	N	N	N	N	N	Y
UTTAR BIHAR GRAMIN BANK	5302	12	17-05-2023	EAST CHAMPARAN	GOBINAPUR	GOBINAPUR	63	N	N	N	N	N	N	Y
UTTAR BIHAR GRAMIN BANK	5302	11	16-05-2023	EAST CHAMPARAN	GAIGHAT	GAIGHAT	41	N	N	N	N	N	N	Y
UTTAR BIHAR GRAMIN BANK	5302	10	12-05-2023	EAST CHAMPARAN	JANPUL CHOWK	JANPUL CHOWK	39	N	N	N	N	N	N	Y
UTTAR BIHAR GRAMIN BANK	5302	9	11-05-2023	EAST CHAMPARAN	KHARTARI TOLA	KHARTARI TOLA	40	N	N	N	N	N	N	Y
UTTAR BIHAR GRAMIN BANK	5302	8	10-05-2023	EAST CHAMPARAN	CHHAURADANO	CHHAURADANO	65	N	N	N	N	N	N	Y
UTTAR BIHAR GRAMIN BANK	5302	7	25-04-2023	EAST CHAMPARAN	PAKARIDAYAL	PAKARIDAYAL	50	N	N	N	N	N	N	Y
UTTAR BIHAR GRAMIN BANK	5302	6	20-04-2023	EAST CHAMPARAN	PIPRAKOTHI	PIPRAKOTHI	51	N	N	N	N	N	N	Y
UTTAR BIHAR GRAMIN BANK	5302	5	15-04-2023	EAST CHAMPARAN	GOBINAPUR	GOBINAPUR	67	N	N	N	N	N	N	Y
UTTAR BIHAR GRAMIN BANK	5302	4	14-04-2023	EAST CHAMPARAN	GAIGHAT	GAIGHAT	52	N	N	N	N	N	N	Y
UTTAR BIHAR GRAMIN BANK	5302	3	13-04-2023	EAST CHAMPARAN	JANPUL CHOWK	JANPUL CHOWK	39	N	N	N	N	N	N	Y
UTTAR BIHAR GRAMIN BANK	5302	2	11-04-2023	EAST CHAMPARAN	KHARTARI TOLA	KHARTARI TOLA	4	N	N	N	N	N	N	Y
UTTAR BIHAR GRAMIN BANK	5402	12	27-06-2023	MADHUBANI	CHHAURADANO	CHHAURADANO	7	N	N	N	N	N	N	Y
UTTAR BIHAR GRAMIN BANK	5402	11	03-06-2023	MADHUBANI	Basopatti	Basopatti	6	N	N	N	N	N	N	Y
UTTAR BIHAR GRAMIN BANK	5402	10	30-05-2023	MADHUBANI	Pandaul	Bhawanipur	57	N	N	N	N	N	N	Y
UTTAR BIHAR GRAMIN BANK	5402	9	19-05-2023	MADHUBANI	Ranika	Kaitola	42	N	N	N	N	N	N	Y
UTTAR BIHAR GRAMIN BANK	5402	8	13-05-2023	MADHUBANI	Khajauli	Suli	58	N	N	N	N	N	N	Y
UTTAR BIHAR GRAMIN BANK	5402	7	27-04-2023	MADHUBANI	Hariaki	Khirkar	39	N	N	N	N	N	N	Y
UTTAR BIHAR GRAMIN BANK	5402	6	12-04-2023	MADHUBANI	Bisfi	Aunsi	41	N	N	N	N	N	N	Y
UTTAR BIHAR GRAMIN BANK	5402	5	23-05-2023	MADHUBANI	Pandaul	Shreepur Hati	46	N	N	N	N	N	N	Y
UTTAR BIHAR GRAMIN BANK	5402	4	21-06-2023	MADHUBANI	Jhaniharpur	Ram Chowk	70	N	N	N	N	N	N	Y
UTTAR BIHAR GRAMIN BANK	5402	3	19-06-2023	MADHUBANI	Khutaura	Navtoli	42	N	N	N	N	N	N	Y
UTTAR BIHAR GRAMIN BANK	5402	2	18-04-2023	MADHUBANI	Lakhtaur	Belancha	40	N	N	N	N	N	N	Y
UTTAR BIHAR GRAMIN BANK	5402	1	18-04-2023	MADHUBANI	Ladama	Patrahi	37	N	N	N	N	N	N	Y
UTTAR BIHAR GRAMIN BANK	5402	1	18-04-2023	MADHUBANI	Ladama	Ekhari	35	N	N	N	N	N	N	Y



## ANNEX III - PART A

## QUARTERLY REPORT ON CONDUCT OF SPECIAL CAMPS BY FLCs (GOING DIGITAL) : Annexe-2 Part(A)

AS ON 30.06.2023

Bank Name	FLC Code	Sr. No. of Camp	Date of special camp	District	Block	Village	No Of Participants	Stakeholders present (Indicate Y/N)					Others
								LDM	DDM	LDO	Local Govt	NGO	
UTTAR BIHAR GRAMIN BANK	5702	7	20-04-2023	SIWAN	RAGHUNATHPUR	RAGHUNATHPUR	44	N	N	Y	N	Y	Y
UTTAR BIHAR GRAMIN BANK	5702	6	20-04-2023	SIWAN	MAIRWA	KABIRPUR	23	N	N	Y	N	Y	Y
UTTAR BIHAR GRAMIN BANK	5702	5	21-04-2023	SIWAN	BARHARIA	BARHARIYA	25	N	N	Y	N	Y	Y
UTTAR BIHAR GRAMIN BANK	5702	4	19-04-2023	SIWAN	BARHARIA	LAKARI BAZAR	42	N	N	Y	N	Y	Y
UTTAR BIHAR GRAMIN BANK	5702	3	21-04-2023	SIWAN	BHAGWANPUR HAT	MALMALIYA MORE	37	N	N	Y	N	Y	Y
UTTAR BIHAR GRAMIN BANK	5702	2	18-04-2023	SIWAN	GORAIIYA KOTHI	LADDHI BAZAR	28	N	N	Y	N	Y	Y
UTTAR BIHAR GRAMIN BANK	6202	11	15-05-2023	MUZAFFARPUR	BOCHAHA	DARALI	35	N	N	Y	N	Y	Y
UTTAR BIHAR GRAMIN BANK	6202	10	09-05-2023	MUZAFFARPUR	KURHANI	Bisampur jeynar	39	N	N	Y	N	Y	Y
UTTAR BIHAR GRAMIN BANK	6202	9	08-05-2023	MUZAFFARPUR	MUSHARI	Dumra	43	N	N	Y	N	Y	Y
UTTAR BIHAR GRAMIN BANK	6202	8	04-05-2023	MUZAFFARPUR	SARAIYA	Manikpur	44	N	N	Y	N	Y	Y
UTTAR BIHAR GRAMIN BANK	6202	7	28-04-2023	MUZAFFARPUR	KURHANI	Fatehpur kastur	51	N	N	Y	N	Y	Y
UTTAR BIHAR GRAMIN BANK	6202	6	25-04-2023	MUZAFFARPUR	PARU	Devariya	52	N	N	Y	N	Y	Y
UTTAR BIHAR GRAMIN BANK	6202	5	20-04-2023	MUZAFFARPUR	PARU	Bisampur seiral	44	N	N	Y	N	Y	Y
UTTAR BIHAR GRAMIN BANK	6202	4	18-04-2023	MUZAFFARPUR	MURAU	Bhitaulya	41	N	N	Y	N	Y	Y
UTTAR BIHAR GRAMIN BANK	6202	3	15-04-2023	MUZAFFARPUR	KURHANI	Kinaru hat	42	N	N	Y	N	Y	Y
UTTAR BIHAR GRAMIN BANK	6202	2	12-04-2023	MUZAFFARPUR	KURHANI	Kerwan	36	N	N	Y	N	Y	Y
UTTAR BIHAR GRAMIN BANK	6302	1	10-04-2023	MUZAFFARPUR	SARAIYA	Gopinathpur dok	32	N	N	Y	N	Y	Y
UTTAR BIHAR GRAMIN BANK	6302	11	10-05-2023	Gopalganj	Baikunth Pur	Kateya	35	N	N	Y	N	Y	Y
UTTAR BIHAR GRAMIN BANK	6302	10	08-05-2023	Gopalganj	Barhea	Hathua	38	N	N	Y	Y	Y	Y
UTTAR BIHAR GRAMIN BANK	6302	9	06-05-2023	Gopalganj	Siripur	Fulwariya	39	N	N	Y	N	Y	Y
UTTAR BIHAR GRAMIN BANK	6302	8	02-05-2023	Gopalganj	Banki Khal	Uchhagaon	41	N	N	Y	N	Y	Y
UTTAR BIHAR GRAMIN BANK	6302	7	20-04-2023	Gopalganj	Salona	Barauli	39	N	N	Y	N	Y	Y
UTTAR BIHAR GRAMIN BANK	6302	6	19-04-2023	Gopalganj	Matihani Madho	Hathua	37	N	N	Y	N	Y	Y
UTTAR BIHAR GRAMIN BANK	6302	5	17-04-2023	Gopalganj	Majhaliya	Baikundpur	39	N	N	Y	N	Y	Y
UTTAR BIHAR GRAMIN BANK	6302	4	11-04-2023	Gopalganj	Majhawaliya	Kateya	35	N	N	Y	N	Y	Y
UTTAR BIHAR GRAMIN BANK	6302	3	10-04-2023	Gopalganj	Lamichaur	Bhore	37	N	N	Y	N	Y	Y
UTTAR BIHAR GRAMIN BANK	6302	2	05-04-2023	Gopalganj	Amarpura	Sidwal ya	42	N	N	Y	N	Y	Y
UTTAR BIHAR GRAMIN BANK	6402	7	29-04-2023	west champaran	Banjaria	Kuchavakote	39	N	N	Y	N	Y	Y
UTTAR BIHAR GRAMIN BANK	6402	6	29-04-2023	west champaran	bagha	SISWA BASANTPUR	66	N	N	Y	N	Y	Y
UTTAR BIHAR GRAMIN BANK	6402	5	29-04-2023	west champaran	ramnager	GUDGUDDI	70	N	N	Y	N	Y	Y
UTTAR BIHAR GRAMIN BANK	6402	4	21-04-2023	west champaran	narkatlyganj	BANWARIA	63	N	N	Y	N	Y	Y
UTTAR BIHAR GRAMIN BANK	6402	3	21-04-2023	west champaran	bairiya	DAWARIYA	58	N	N	Y	N	Y	Y
UTTAR BIHAR GRAMIN BANK	6402	3	21-04-2023	west champaran	lauriya	lauriya	54	N	N	Y	N	Y	Y
UTTAR BIHAR GRAMIN BANK	6402	2	07-04-2023	west champaran	champatia	MAHNA KULI	62	N	N	Y	N	Y	Y
UTTAR BIHAR GRAMIN BANK	6502	1	07-04-2023	Sheohar	malhaulia	VISAMBHAFPUR	50	N	N	Y	N	Y	Y
UTTAR BIHAR GRAMIN BANK	6502	13	20-05-2023	Sheohar	Parsauni	Parsauni	44	N	N	Y	N	Y	Y
UTTAR BIHAR GRAMIN BANK	6502	11	19-05-2023	Sheohar	Tariyani	Tariyani Chcwk	43	N	N	Y	N	Y	Y
UTTAR BIHAR GRAMIN BANK	6502	10	19-05-2023	Sheohar	Dumri Katsari	Dumrikatsari	48	N	N	Y	N	Y	Y
UTTAR BIHAR GRAMIN BANK	6502	8	16-05-2023	Sheohar	Tariyani	Bindawan	40	N	N	Y	N	Y	Y
UTTAR BIHAR GRAMIN BANK	6502	5	11-05-2023	Sheohar	Piprahi	Dhankaul	40	N	N	Y	N	Y	Y
UTTAR BIHAR GRAMIN BANK	6502	3	03-05-2023	Sheohar	Sheohar	Tajpur	44	N	N	Y	N	Y	Y
UTTAR BIHAR GRAMIN BANK	6602	1	11-04-2023	Sheohar	Purnahiya	Purnahiya	44	N	N	Y	N	Y	Y
UTTAR BIHAR GRAMIN BANK	6602	7	23-06-2023	SARAN	Dighwara	DORIGANJ	55	N	N	Y	N	Y	Y
UTTAR BIHAR GRAMIN BANK	6602	6	20-05-2023	SARAN	Nagra	PATERHA	51	N	N	Y	N	Y	Y
UTTAR BIHAR GRAMIN BANK	6602	5	20-06-2023	SARAN	MAKER	MAKER	50	N	N	Y	N	Y	Y
UTTAR BIHAR GRAMIN BANK	6602	4	12-06-2023	SARAN	Jalalpur	KOPA	60	N	N	Y	N	Y	Y
UTTAR BIHAR GRAMIN BANK	6602	3	08-06-2023	SARAN	Amnour	BHELDI	57	N	N	Y	N	Y	Y
UTTAR BIHAR GRAMIN BANK	6602	2	08-06-2023	SARAN	Baniapur	KHAKHI MATHIYA	50	N	N	Y	N	Y	Y
UTTAR BIHAR GRAMIN BANK	6602	1	06-05-2023	SARAN	Manjhi	DAUDPUR	58	N	N	Y	N	Y	Y

ANNEX III - PART A

QUARTERLY REPORT ON CONDUCT OF SPECIAL CAMPS BY FLCs (GOING DIGITAL) : Annexure-2 Part(A)

AS ON 30.06.2023

Bank Name	FLC Code	Sr. No.	Date of special camp	District	Block	Village	No Of Participants	Stakeholders present (Indicate Y/N)					Others
								LDM	DDM	LDO	Local Govt	NGO	
UTTAR BIHAR GRAMIN BANK	6802	28	20-06-2023	MADHEPURA	KUMARKHAND	SIRIPUR	41	N	N	N	Y	N	Y
UTTAR BIHAR GRAMIN BANK	6802	27	20-06-2023	MADHEPURA	ALAM NAGAR	KISHUNPUR RATWA	41	N	N	Y	Y	N	Y
UTTAR BIHAR GRAMIN BANK	6802	26	20-06-2023	MADHEPURA	CHAUSA	LAJA LAGAN	41	N	N	N	Y	N	Y
UTTAR BIHAR GRAMIN BANK	6802	25	20-06-2023	MADHEPURA	MURLIGANI	MURLIGANI	50	N	N	N	Y	N	Y
UTTAR BIHAR GRAMIN BANK	6802	24	09-06-2023	MADHEPURA	ALAM NAGAR	ALAM NAGAR	44	N	N	N	Y	N	Y
UTTAR BIHAR GRAMIN BANK	6802	23	09-06-2023	MADHEPURA	CHAUSA	KALASHAN	44	N	N	N	Y	N	Y
UTTAR BIHAR GRAMIN BANK	6802	22	09-06-2023	MADHEPURA	KUMARKHAND	KUMARKHAND	44	N	N	N	Y	N	Y
UTTAR BIHAR GRAMIN BANK	6802	21	21-04-2023	MADHEPURA	KUMARKHAND	SIRIPUR	44	N	N	Y	Y	N	Y
UTTAR BIHAR GRAMIN BANK	6802	6	13-04-2023	MADHEPURA	ALAM NAGAR	KISHUNPUR RATWA	44	N	N	N	Y	N	Y
UTTAR BIHAR GRAMIN BANK	6802	5	13-04-2023	MADHEPURA	CHAUSA	LAJA LAGAN	44	N	N	N	Y	N	Y
UTTAR BIHAR GRAMIN BANK	6802	4	13-04-2023	MADHEPURA	MURLIGANI	MURLIGANI	44	N	N	N	Y	N	Y
UTTAR BIHAR GRAMIN BANK	6802	3	13-04-2023	MADHEPURA	ALAM NAGAR	ALAM NAGAR	44	N	N	N	Y	N	Y
UTTAR BIHAR GRAMIN BANK	6802	2	13-04-2023	MADHEPURA	CHAUSA	KALASHAN	44	N	N	N	Y	N	Y
UTTAR BIHAR GRAMIN BANK	6802	1	13-04-2023	MADHEPURA	KUMARKHAND	KUMARKHAND	44	N	N	N	Y	N	Y
UTTAR BIHAR GRAMIN BANK	7102	20	20-06-2023	KATIHAH	KORHA	KORHA	74	N	N	N	Y	N	Y
UTTAR BIHAR GRAMIN BANK	7102	17	17-06-2023	KATIHAH	KORHA	RAUTARA	46	N	N	N	Y	N	Y
UTTAR BIHAR GRAMIN BANK	7102	15	15-06-2023	KATIHAH	Barsol	ABADPUR	70	N	N	N	Y	N	Y
UTTAR BIHAR GRAMIN BANK	7102	13	15-05-2023	KATIHAH	KADWA	SONALI BAZAR	54	N	N	N	Y	N	Y
UTTAR BIHAR GRAMIN BANK	7102	10	15-05-2023	KATIHAH	Barsol	BARSOI BAZAR	69	N	N	N	Y	N	Y
UTTAR BIHAR GRAMIN BANK	7102	8	15-05-2023	KATIHAH	D'NDKHORA	DANDKHORA	51	N	N	N	Y	N	Y
UTTAR BIHAR GRAMIN BANK	7102	6	11-04-2023	KATIHAH	Samali	DUMAR	55	N	N	N	Y	N	Y
UTTAR BIHAR GRAMIN BANK	7102	3	11-04-2023	KATIHAH	KADWA	CHANDPUR	49	N	N	N	Y	N	Y
UTTAR BIHAR GRAMIN BANK	7102	1	11-04-2023	KATIHAH	KATIHAH	HAFLAGANJ	59	N	N	N	Y	N	Y
UTTAR BIHAR GRAMIN BANK	7402	11	20-05-2023	DARBHANGA	BAHADURPUR	DEKAULI	50	N	N	N	Y	N	Y
UTTAR BIHAR GRAMIN BANK	7402	9	05-06-2023	DARBHANGA	MANIGACHHI	Chanour	42	N	N	N	Y	N	Y
UTTAR BIHAR GRAMIN BANK	7402	8	05-04-2023	DARBHANGA	BAHERI	BITHAJLI	47	N	N	N	Y	N	Y
UTTAR BIHAR GRAMIN BANK	7402	6	20-04-2023	DARBHANGA	DARBHANGA SADAR	BHALPATTI	47	N	N	N	Y	N	Y
UTTAR BIHAR GRAMIN BANK	7402	5	15-04-2023	DARBHANGA	K. ASTHAN (Eas)	Ber	42	N	N	N	Y	N	Y
UTTAR BIHAR GRAMIN BANK	7402	4	14-04-2023	DARBHANGA	BENIPUR	Bahera	45	N	N	N	Y	N	Y
UTTAR BIHAR GRAMIN BANK	7402	3	13-04-2023	DARBHANGA	BAHADURPUR	ANDAMA	47	N	N	N	Y	N	Y
UTTAR BIHAR GRAMIN BANK	7402	10	12-05-2023	DARBHANGA	DARBHANGA SADAR	CHHATWAN	42	N	N	N	Y	N	Y
UTTAR BIHAR GRAMIN BANK	7402	7	03-05-2023	DARBHANGA	HANUMAN NAGAR	BISHANPUR	42	N	N	N	Y	N	Y
UTTAR BIHAR GRAMIN BANK	7402	2	11-04-2023	DARBHANGA	ALINAGAR	Alinagar	46	N	N	N	Y	N	Y
UTTAR BIHAR GRAMIN BANK	7402	1	10-04-2023	DARBHANGA	GORA BOURAM	Asi (Bauram)	42	N	N	N	Y	N	Y
UTTAR BIHAR GRAMIN BANK	7602	33	25-06-2023	SAHARSA	SIMRI BAKHTIARP	SIMRI BAKHTIARP	42	N	N	N	Y	N	Y
UTTAR BIHAR GRAMIN BANK	7602	32	25-06-2023	SAHARSA	SATTAR	SATTAR	43	N	N	N	Y	N	Y
UTTAR BIHAR GRAMIN BANK	7602	31	25-06-2023	SAHARSA	MAHISHI	BALUAHA	42	N	N	N	Y	N	Y
UTTAR BIHAR GRAMIN BANK	7602	30	25-06-2023	SAHARSA	MAHISHI	MAHISHI	41	N	N	N	Y	N	Y
UTTAR BIHAR GRAMIN BANK	7602	29	20-06-2023	SAHARSA	NAUHATTA	NAUHATTA	41	N	N	N	Y	N	Y
UTTAR BIHAR GRAMIN BANK	7602	14	12-05-2023	SAHARSA	SOUR BAZAR	CHANDOUR SAMDA	44	N	N	N	Y	N	Y
UTTAR BIHAR GRAMIN BANK	7602	13	06-05-2023	SAHARSA	MAHISHI	TELWA	44	N	N	N	Y	N	Y
UTTAR BIHAR GRAMIN BANK	7602	12	06-05-2023	SAHARSA	SIMRI BAKHTIARP	SIMRI BAKHTIARP	44	N	N	N	Y	N	Y
UTTAR BIHAR GRAMIN BANK	7602	11	06-05-2023	SAHARSA	SATTAR	SATTAR	44	N	N	N	Y	N	Y
UTTAR BIHAR GRAMIN BANK	7602	10	06-05-2023	SAHARSA	MAHISHI	BALUAHA	44	N	N	N	Y	N	Y
UTTAR BIHAR GRAMIN BANK	7602	9	06-05-2023	SAHARSA	MAHISHI	MAHISHI	44	N	N	N	Y	N	Y
UTTAR BIHAR GRAMIN BANK	7602	8	29-04-2023	SAHARSA	NAUHATTA	NAUHATTA	44	N	N	N	Y	N	Y
UTTAR BIHAR GRAMIN BANK	7802	21	20-06-2023	PURNIA	PURNIA EAST	GULABBAGH	42	N	N	N	Y	N	Y
UTTAR BIHAR GRAMIN BANK	7802	19	19-06-2023	PURNIA	Banmankhi	BUDHIYA	70	N	N	N	Y	N	Y
UTTAR BIHAR GRAMIN BANK	7802	18	17-06-2023	PURNIA	Rupauli	Rupauli	44	N	N	N	Y	N	Y
UTTAR BIHAR GRAMIN BANK	7802	16	16-06-2023	PURNIA	BAISEE	BAISEE	53	N	N	N	Y	N	Y

ANNEX III - PART A

QUARTERLY REPORT ON CONDUCT OF SPECIAL CAMPS BY FLCs (GOING DIGITAL) : Annexure-2 Part(A)  
AS ON 30.06.2023

Bank Name	FLC Co-je	Sr. No. of Camp	Date of special camp	District	Block	Village	No Of Participants	Stakeholders present (Indicate Y/N)					
								LDI/M	DDM	LDO	Local Govt	NGO	BC
UTTAR BIHAR GRAMIN BANK	7802	14	15-05-2023	PURNIA	JALALGARH	JALALGARH	52	N	N	N	N	N	Y
UTTAR BIHAR GRAMIN BANK	7802	12	15-05-2023	PURNIA	Banmankhi	SARSI	43	N	N	N	N	N	Y
UTTAR BIHAR GRAMIN BANK	7802	11	15-05-2023	PURNIA	Rupauli	MOHAMPUR	53	N	N	N	N	N	Y
UTTAR BIHAR GRAMIN BANK	7802	9	15-05-2023	PURNIA	BAISEE	DANGRAHA	71	N	N	N	N	N	Y
UTTAR BIHAR GRAMIN BANK	7802	7	11-04-2023	PURNIA	RUPAULI	BAHDURA	48	N	N	N	N	N	Y
UTTAR BIHAR GRAMIN BANK	7802	5	11-04-2023	PURNIA	Banmankhi	JANKINAGAR	57	N	N	N	N	N	Y
UTTAR BIHAR GRAMIN BANK	7802	4	11-04-2023	PURNIA	Rupauli	BIRPAUL	62	N	N	N	N	N	Y
UTTAR BIHAR GRAMIN BANK	7802	2	11-04-2023	PURNIA	BARHARA	BARHARA KOTHI	51	N	N	N	N	N	Y
UTTAR BIHAR GRAMIN BANK	8302	12	29-04-2023	ARARIA	NARPATGANJ	SONAPUR	39	N	N	N	N	N	Y
UTTAR BIHAR GRAMIN BANK	8302	11	20-06-2023	ARARIA	FORBESGANJ	PARWAHA	33	N	N	N	N	N	Y
UTTAR BIHAR GRAMIN BANK	8302	9	19-05-2023	ARARIA	ARARIA	ARARIA RS	40	N	N	N	N	N	Y
UTTAR BIHAR GRAMIN BANK	8302	7	15-06-2023	ARARIA	ARARIA	BANGAWAN	38	N	N	N	N	N	Y
UTTAR BIHAR GRAMIN BANK	8302	5	14-06-2023	ARARIA	FORBESGANJ	PARWAHA	41	N	N	N	N	N	Y
UTTAR BIHAR GRAMIN BANK	8302	3	13-04-2023	ARARIA	ARARIA	MADANPUR	38	N	N	N	N	N	Y
UTTAR BIHAR GRAMIN BANK	8302	1	10-04-2023	ARARIA	ARARIA	ARARIA RS	42	N	N	N	N	N	Y
UTTAR BIHAR GRAMIN BANK	8902	10	06-06-2023	Vaishali	CHAMARHARA	MAHAR	53	N	N	N	N	N	Y
UTTAR BIHAR GRAMIN BANK	8902	9	19-05-2023	Vaishali	PRATAPRND	BHAGWANPUR	51	N	N	N	N	N	Y
UTTAR BIHAR GRAMIN BANK	8902	8	17-05-2023	Vaishali	CHANDSARAI	JANDAF-A	40	N	N	N	N	N	Y
UTTAR BIHAR GRAMIN BANK	8902	7	15-05-2023	Vaishali	SAHDAIEBHUUJU	SAHDEI BUJURG	48	N	N	N	N	N	Y
UTTAR BIHAR GRAMIN BANK	8902	2	04-06-2023	Vaishali	MAHAR	PAHARFUR BISHUN	54	N	N	N	N	N	Y
UTTAR BIHAR GRAMIN BANK	8902	1	04-04-2023	Vaishali	PATEDHI BELSAR	MANORA	48	N	N	N	N	N	Y
UTTAR BIHAR GRAMIN BANK	8902	6	11-05-2023	Vaishali	CHAKSIKENDER	BIDUPUR	55	N	N	N	N	N	Y
UTTAR BIHAR GRAMIN BANK	8902	5	09-05-2023	Vaishali	PANAPURDHARAMPU	BIDUPUR	48	N	N	N	N	N	Y
UTTAR BIHAR GRAMIN BANK	8902	4	12-04-2023	Vaishali	MANSOORPUR	VAISHALI	49	N	N	N	N	N	Y
UTTAR BIHAR GRAMIN BANK	8902	3	10-04-2023	Vaishali	BIDUPUR	FULPURA	61	N	N	N	N	N	Y
UTTAR BIHAR GRAMIN BANK	8902	11	08-06-2023	Vaishali	BHAGWANPURRATTI	VAISHALI	58	N	N	N	N	N	Y

ANNEX III- PART B

QUARTERLY REPORT ON CONDUCT OF TARGET GROUP SPECIFIC CAMPS BY FLCs : Annexure-2 Part(B)

AS ON 30.06.2023

Bank Name	FLC Code	Sr. No. of Camp	Date of target specific camp (DD/MM/YYYY)	District	Block	Village	No Of Participants	Stakeholders present (Indicate Y/N)							Target Group Addressed (1. Farmers 2. Small Entrepreneurs 3. School Students 4. SHGs 5. Senior Citizen 6. Others)
								LDM	DDM	LDO	Local Govt.	NGO	BC	Others	
STATE BANK OF INDIA	2081	79	11-04-2023	Supaul	Pipra	Basuli	35	N	N	N	N	N	N	N	1
STATE BANK OF INDIA	2081	80	12-04-2023	Supaul	Basahpur	Basahpur	29	N	N	N	N	N	N	N	1
STATE BANK OF INDIA	2081	81	13-04-2023	Supaul	Pipra	Dubivahi	43	N	N	N	N	N	N	N	2
STATE BANK OF INDIA	2081	82	21-04-2023	Supaul	Supaul	Be a	38	N	N	N	N	N	N	N	2
STATE BANK OF INDIA	2081	83	25-04-2023	Supaul	Supaul	Dighiya	47	N	N	N	N	N	N	N	5
STATE BANK OF INDIA	2081	84	09-05-2023	Supaul	SUPAUL	Malhani	28	N	N	N	N	N	N	N	4
STATE BANK OF INDIA	2081	85	23-05-2023	SUPAUL	Marauna	Be hi	45	N	N	N	N	N	N	N	1
STATE BANK OF INDIA	2081	86	24-05-2023	SUPAUL	Nirmali	Nirmali	34	N	N	N	N	N	N	N	2
STATE BANK OF INDIA	2081	87	25-05-2023	Supaul	Tribeniganj	Tribeniganj	49	N	N	N	N	N	N	N	5
STATE BANK OF INDIA	2081	88	26-05-2023	Supaul	Pipra	Pipra	41	N	N	N	N	N	N	N	4
STATE BANK OF INDIA	2081	89	12-06-2023	Supaul	Kishanpur	Tharbita	32	N	N	N	N	N	N	N	1
STATE BANK OF INDIA	2081	90	13-06-2023	Supaul	Kishanpur	Ku marganj	40	N	N	N	N	N	N	N	4
STATE BANK OF INDIA	2081	91	23-06-2023	Supaul	SUPAUL	Baxaur	51	N	N	N	N	N	N	N	4
STATE BANK OF INDIA	2081	92	28-06-2023	Supaul	Tribeniganj	Bazhla	33	N	N	N	N	N	N	N	1
STATE BANK OF INDIA	2081	93	29-06-2023	Supaul	Kishanpur	Kishanpur	42	N	N	N	N	N	N	N	5
STATE BANK OF INDIA	4701	1	07-04-2023	JAMUI	LAXMIPUR	NAVYKADIH	52	N	N	N	N	N	N	N	1
STATE BANK OF INDIA	4701	2	10-04-2023	JAMUI	LAXMIPUR	DIGHI	42	N	N	N	N	N	N	N	2
STATE BANK OF INDIA	4701	3	11-04-2023	JAMUI	SIKNDRA	PANCHMAKUA	44	N	N	N	N	N	N	N	1
STATE BANK OF INDIA	4701	4	12-04-2023	JAMUI	GIDHOUR	GH-UGHUDIH	42	N	N	N	N	N	N	N	3
STATE BANK OF INDIA	4701	5	26-04-2023	JAMUI	KHAIRA	BE-A	63	N	N	N	N	N	N	N	1
STATE BANK OF INDIA	4701	6	05-05-2023	JAMUI	CHAKAI	BCNGI	74	N	N	N	N	N	N	N	1
STATE BANK OF INDIA	4701	7	09-05-2023	JAMUI	LAXMIPUR	KAKAN CHOUR	65	N	N	N	N	N	N	N	1
STATE BANK OF INDIA	4701	8	14-06-2023	JAMUI	LAXMIPUR	DIGHI	55	N	N	N	N	N	N	N	1
STATE BANK OF INDIA	4701	9	15-06-2023	JAMUI	BURHAT	PREM NAGAR	47	N	N	N	N	N	N	N	1
STATE BANK OF INDIA	4701	10	16-06-2023	JAMUI	BURHAT	DI-ARHI	46	N	N	N	N	N	N	N	1
STATE BANK OF INDIA	4701	11	17-06-2023	JAMUI	GIDHOUR	DI-AMINA	49	N	N	N	N	N	N	N	2
STATE BANK OF INDIA	4701	12	13-06-2023	JAMUI	JHAJHA	DI-CBIYAKURA	59	N	N	N	N	N	N	N	1
STATE BANK OF INDIA	4901	13	03-04-2023	Kishanganj	Tedhagachh	Gaeth belbari	43	N	N	N	N	N	N	N	1
STATE BANK OF INDIA	4901	14	04-04-2023	Kishanganj	Tedhagachh	Kharra	44	N	N	N	N	N	N	N	2
STATE BANK OF INDIA	4901	15	05-04-2023	Kishanganj	Tedhagachh	Bcugadh	45	N	N	N	N	N	N	N	4
STATE BANK OF INDIA	4901	16	14-04-2023	Kishanganj	Kochadhaman	Bhebra	44	N	N	N	N	N	N	N	6
STATE BANK OF INDIA	4901	17	21-04-2023	Kishanganj	Dighalbank	Gauripur	50	N	N	N	N	N	N	N	5
STATE BANK OF INDIA	4901	18	09-05-2023	Kishanganj	Kochadhaman	Bishanpur	49	N	N	N	N	N	N	N	1
STATE BANK OF INDIA	4901	19	10-05-2023	Kishanganj	Kishanganj	Block Campus	48	N	N	N	N	N	N	N	4
STATE BANK OF INDIA	4901	20	12-05-2023	Kishanganj	Thakurganj	Kharudah	44	N	N	N	N	N	N	N	5
STATE BANK OF INDIA	4901	21	13-05-2023	Kishanganj	Thakurganj	Mouli Dinga	50	N	N	N	N	N	N	N	2
STATE BANK OF INDIA	4901	22	17-05-2023	Kishanganj	Pothia	Dhkipara	49	N	N	N	N	N	N	N	6
STATE BANK OF INDIA	4901	23	06-06-2023	Kishanganj	Thakurganj	Raagaon	64	N	N	N	N	N	N	N	5
STATE BANK OF INDIA	4901	24	09-06-2023	Kishanganj	Thakurganj	Nichitpur	44	N	N	N	N	N	N	N	1
STATE BANK OF INDIA	4901	25	12-06-2023	Kishanganj	Bahadurganj	Baasa	50	N	N	N	N	N	N	N	2
STATE BANK OF INDIA	4901	26	13-06-2023	Kishanganj	Bahadurganj	Haribhaha	52	N	N	N	N	N	N	N	4
STATE BANK OF INDIA	4901	27	03-04-2023	Kishanganj	Dighalbank	Karumani	42	N	N	N	N	N	N	N	6
STATE BANK OF INDIA	6801	74	19-06-2023	Madhepura	Gamharia	Jeevachpur	42	N	N	N	N	N	N	N	4
STATE BANK OF INDIA	6801	75	20-06-2023	Madhepura	Gamharia	Babhi	51	N	N	N	N	N	N	N	4
STATE BANK OF INDIA	6801	76	25-06-2023	Madhepura	Madhepura	Singheshwar	52	N	N	N	N	N	N	N	1
STATE BANK OF INDIA	6801	77	26-06-2023	Madhepura	Madhepura	Sirgheshwar	50	N	N	N	N	N	N	N	4
STATE BANK OF INDIA	6801	78	27-06-2023	Madhepura	Madhepura	Gamharia	53	N	N	N	N	N	N	N	4
STATE BANK OF INDIA	7801	28	03-04-2023	PURNEA	Knaagar	Moelaha Rampur	34	N	N	N	N	N	N	N	5
STATE BANK OF INDIA	7801	29	08-04-2023	PURNEA	Srinagar	Hazali Khuti	45	N	N	N	N	N	N	N	3
STATE BANK OF INDIA	7801	30	10-04-2023	PURNEA	Bhawanipur	Sa chuwa	40	N	N	N	N	N	N	N	1

**ANNEX III- PART B**  
**QUARTERLY REPORT ON CONDUCT OF TARGET GROUP SPECIFIC CAMPS BY FLCs : Annexure-2 Part(B)**  
**AS ON 30.06.2023**

Bank Name	FLC Code	Sr. No. of Camp	Date of target specific camp (DD/MM/YYYY)	District	Block	Village	No Of Participants							Stakeholders present (Indicate Y/N)						Target Group Addressed (1. Farmers 2. Small Entrepreneurs 3. School Students 4. SHGs 5. Senior Citizen 6. Others)
							LDM	DDM	LDO	Local Govt	NGO	BC	Others	Y	N	Y	N	Y	N	
STATE BANK OF INDIA	7801	31	15-04-2023	PURNEA	Amour	Haipjur	60	N	N	Y	Y	Y	Y	Y	Y	4				
STATE BANK OF INDIA	7801	32	18-04-2023	PURNEA	Barhara Kothi	Kataliya	41	N	N	Y	Y	Y	Y	Y	Y	4				
STATE BANK OF INDIA	7801	33	18-04-2023	PURNEA	Baisa	Routa	36	N	N	Y	Y	Y	Y	Y	Y	2				
STATE BANK OF INDIA	7801	34	02-05-2023	PURNEA	Purnea	Purnea City	43	N	N	Y	Y	Y	Y	Y	Y	3				
STATE BANK OF INDIA	7801	35	03-05-2023	PURNEA	Barhara Kothi	Barhara	46	N	N	Y	Y	Y	Y	Y	Y	4				
STATE BANK OF INDIA	7801	36	06-05-2023	PURNEA	Barhara Kothi	Barhara	41	N	N	Y	Y	Y	Y	Y	Y	1				
STATE BANK OF INDIA	7801	37	08-05-2023	PURNEA	Knagar	Sakutar	34	N	N	Y	Y	Y	Y	Y	Y	4				
STATE BANK OF INDIA	7801	38	09-05-2023	PURNEA	Dhamaaha	Sarjhaibhat	55	N	N	Y	Y	Y	Y	Y	Y	1				
STATE BANK OF INDIA	7801	39	10-05-2023	PURNEA	Srinagar	Khokha North	51	N	N	Y	Y	Y	Y	Y	Y	4				
STATE BANK OF INDIA	7801	40	15-05-2023	PURNEA	Purnea East	Belwa Rampur	51	N	N	Y	Y	Y	Y	Y	Y	3				
STATE BANK OF INDIA	7801	41	19-05-2023	PURNEA	Purnea East	Girls H S Purne	32	N	N	Y	Y	Y	Y	Y	Y	3				
STATE BANK OF INDIA	7801	42	20-05-2023	PURNEA	Banmankhi	Mokhamia Chakla	42	N	N	Y	Y	Y	Y	Y	Y	5				
STATE BANK OF INDIA	7801	43	21-05-2023	PURNEA	Banmankhi	Diharnara	52	N	N	Y	Y	Y	Y	Y	Y	2				
STATE BANK OF INDIA	7801	44	24-05-2023	PURNEA	Bhawanipur	Mehndi	75	N	N	Y	Y	Y	Y	Y	Y	3				
STATE BANK OF INDIA	7801	45	29-05-2023	PURNEA	Dagaruwa	Soura	143	N	N	Y	Y	Y	Y	Y	Y	3				
STATE BANK OF INDIA	7801	46	03-06-2023	PURNEA	Srinagar	Gadhiya Baluwa	92	N	N	Y	Y	Y	Y	Y	Y	1				
STATE BANK OF INDIA	7801	47	05-06-2023	PURNEA	Purnea East	Ma-jibelli Eelwa	107	N	N	Y	Y	Y	Y	Y	Y	4				
STATE BANK OF INDIA	7801	48	07-06-2023	PURNEA	Dhamaaha	Mezrganj	48	N	N	Y	Y	Y	Y	Y	Y	5				
STATE BANK OF INDIA	7801	49	08-06-2023	PURNEA	Baisa	Ma opara	51	N	N	Y	Y	Y	Y	Y	Y	5				
STATE BANK OF INDIA	7801	50	10-06-2023	PURNEA	Kasba	Ma hariya	55	Y	N	N	Y	Y	Y	Y	Y	4				
STATE BANK OF INDIA	7801	51	13-06-2023	PURNEA	Dhamaaha	Dakaita	52	Y	N	N	Y	Y	Y	Y	Y	2				
STATE BANK OF INDIA	7801	52	14-06-2023	PURNEA	Knagar	Begampur Khata	45	Y	N	N	Y	Y	Y	Y	Y	3				
STATE BANK OF INDIA	7801	53	15-06-2023	PURNEA	Banmankhi	Thana rd Eanman	43	Y	N	N	Y	Y	Y	Y	Y	3				
STATE BANK OF INDIA	7801	54	16-06-2023	PURNEA	Bhawanipur	Telyari	51	Y	N	Y	Y	Y	Y	Y	Y	1				
STATE BANK OF INDIA	7801	55	22-06-2023	PURNEA	Kasba	Durmi Chcwk Lak	90	Y	N	Y	Y	Y	Y	Y	Y	1				
STATE BANK OF INDIA	8301	56	12-04-2023	ARARIA	Araria	S S Araria	46	N	N	N	N	N	N	N	N	4				
STATE BANK OF INDIA	8301	57	14-04-2023	ARARIA	Araria	colet. Araria	50	N	Y	N	Y	N	N	N	N	6				
STATE BANK OF INDIA	8301	58	17-04-2023	ARARIA	Forbesganj	Kirichia	25	N	N	N	N	N	N	N	N	1				
STATE BANK OF INDIA	8301	59	18-04-2023	ARARIA	Forbesganj	Le academy	108	N	Y	N	N	N	N	N	N	3				
STATE BANK OF INDIA	8301	60	21-04-2023	ARARIA	Narpatganj	+2 H 3	38	N	N	N	N	N	N	N	Y	3				
STATE BANK OF INDIA	8301	61	29-04-2023	ARARIA	Bhargama	MV Khajuri	44	N	N	N	N	N	N	N	Y	3				
STATE BANK OF INDIA	8301	62	06-05-2023	ARARIA	Araria	Shajigarh	37	N	N	N	N	N	N	N	Y	3				
STATE BANK OF INDIA	8301	63	08-05-2023	ARARIA	K kanta	Sha-karpur	43	N	N	N	N	N	N	N	Y	1				
STATE BANK OF INDIA	8301	64	09-05-2023	ARARIA	Araria	RSci Araria	30	N	N	N	N	N	N	N	Y	4				
STATE BANK OF INDIA	8301	65	13-05-2023	ARARIA	Araria	C C Araria	60	N	Y	N	N	N	N	N	Y	6				
STATE BANK OF INDIA	8301	66	17-05-2023	ARARIA	Araria	K B Araria	50	N	Y	N	N	N	N	N	Y	6				
STATE BANK OF INDIA	8301	67	26-05-2023	ARARIA	Narpatganj	Block NPG	28	N	Y	N	N	N	N	N	Y	6				
STATE BANK OF INDIA	8301	68	27-05-2023	ARARIA	Araria	T H Araria	80	N	Y	N	N	N	N	N	Y	6				
STATE BANK OF INDIA	8301	69	03-06-2023	ARARIA	sikri/kkanta	B sitr/kkanta	30	N	Y	N	N	N	N	N	Y	6				
STATE BANK OF INDIA	8301	70	07-06-2023	ARARIA	Araria	RSei Araria	26	N	N	N	N	N	N	N	Y	4				
STATE BANK OF INDIA	8301	71	09-06-2023	ARARIA	Araria	adh chok	29	N	N	N	N	N	N	N	Y	2				
STATE BANK OF INDIA	8301	72	15-06-2023	ARARIA	Araria	Bairgachhi	25	N	N	N	N	N	N	N	Y	1				
STATE BANK OF INDIA	8301	73	30-06-2023	ARARIA	Narpatganj	south maidnura	28	N	N	N	N	N	N	N	Y	1				
CENTRAL BANK OF INDIA	6301	1	04-04-2023	GOPALGANJ	BAKUTPUR	SHAMPUR	32	Y	Y	Y	Y	Y	Y	Y	Y	2				
CENTRAL BANK OF INDIA	6301	2	05-04-2023	GOPALGANJ	BAKUTPUR	BANKASTI	46	Y	Y	Y	Y	Y	Y	Y	Y	1				
CENTRAL BANK OF INDIA	6301	3	06-04-2023	GOPALGANJ	BAKUTPUR	BHIL/PURA	38	Y	Y	Y	Y	Y	Y	Y	Y	1				
CENTRAL BANK OF INDIA	6301	4	21-04-2023	GOPALGANJ	BAKUTPUR	GOFAUL	41	Y	Y	Y	Y	Y	Y	Y	Y	4				
CENTRAL BANK OF INDIA	6301	5	03-05-2023	GOPALGANJ	VIAJPUR	BANKATA	28	Y	Y	Y	Y	Y	Y	Y	Y	4				
CENTRAL BANK OF INDIA	6301	6	08-05-2023	GOPALGANJ	VIAJPUR	BIRWAT	27	Y	Y	Y	Y	Y	Y	Y	Y	1				
CENTRAL BANK OF INDIA	6301	7	11-05-2023	GOPALGANJ	VIAJPUR	GANGA CH-HAPAR	34	Y	Y	Y	Y	Y	Y	Y	Y	2				

## ANNEX III- PART B

QUARTERLY REPORT ON CONDUCT OF TARGET GROUP SPECIFIC CAMPS BY FLCs - Annexure-2 Part(B)  
AS ON 30.06.2023

Bank Name	FLC Code	Sr. No. of Camp	Date of target specific camp (DD/MM/YYYY)	District	Block	Village	No Of Participants	Stakeholders present (Indicate Y/N)							Target Group Addressed (1. Farmers 2. Small Entrepreneurs 3. School Students 4. SHGs 5. Senior Citizen 6. Others)
								LDM	DDM	LDD	Local Govt.	NGO	BC	DOthers	
CENTRAL BANK OF INDIA	6301	8	18-05-2023	GOPALGANJ	VIJAYPUR	MATHIA	41	Y	Y	Y	Y	Y	Y	Y	5
CENTRAL BANK OF INDIA	6301	9	22-05-2023	GOPALGANJ	SIDWALIA	BUDHSI	46	Y	Y	Y	Y	Y	Y	Y	6
CENTRAL BANK OF INDIA	6301	10	24-05-2023	GOPALGANJ	SIDWALIA	SUAPULI	28	Y	Y	Y	Y	Y	Y	Y	6
CENTRAL BANK OF INDIA	6301	11	29-05-2023	GOPALGANJ	SIDWALIA	HARPUR	33	Y	Y	Y	Y	Y	Y	Y	3
CENTRAL BANK OF INDIA	6301	12	02-06-2023	GOPALGANJ	HATHUA	BHAROPATI	21	Y	Y	Y	Y	Y	Y	Y	1
CENTRAL BANK OF INDIA	6301	13	08-06-2023	GOPALGANJ	HATHUA	FATEPUR	23	Y	Y	Y	Y	Y	Y	Y	1
CENTRAL BANK OF INDIA	6301	14	13-06-2023	GOPALGANJ	HATHUA	PIPPA KHAS	26	Y	Y	Y	Y	Y	Y	Y	1
CENTRAL BANK OF INDIA	6301	15	14-06-2023	GOPALGANJ	HATHUA	RUPAN KHAS	28	Y	Y	Y	Y	Y	Y	Y	1
CENTRAL BANK OF INDIA	6301	16	16-06-2023	GOPALGANJ	HATHUA	MIRZAPUR	32	Y	Y	Y	Y	Y	Y	Y	5
CENTRAL BANK OF INDIA	6301	17	20-06-2023	GOPALGANJ	KHCHAIKOT	BEDUA	36	Y	Y	Y	Y	Y	Y	Y	4
CENTRAL BANK OF INDIA	6301	18	21-06-2023	GOPALGANJ	KHCHAIKOT	CHALWA	31	Y	Y	Y	Y	Y	Y	Y	2
CENTRAL BANK OF INDIA	6301	19	23-06-2023	GOPALGANJ	KHCHAIKOT	KARWATAHI	40	Y	Y	Y	Y	Y	Y	Y	2
CENTRAL BANK OF INDIA	6301	20	27-06-2023	GOPALGANJ	KHCHAIKOT	KHALURI	31	Y	Y	Y	Y	Y	Y	Y	2
CENTRAL BANK OF INDIA	6301	21	28-06-2023	GOPALGANJ	KHCHAIKOT	MATEYA KHAS	35	Y	Y	Y	Y	Y	Y	Y	1
CENTRAL BANK OF INDIA	6301	22	28-06-2023	GOPALGANJ	KHCHAIKOT	PURKHAS	36	N	Y	Y	Y	Y	Y	Y	1
PUNJAB NATIONAL BANK	3701	71	05-04-2023	KAIMUR	RAMGARH	PIPPA	61	Y	Y	Y	Y	Y	Y	Y	4
PUNJAB NATIONAL BANK	3701	72	12-04-2023	KAIMUR	BHAGWANPUR	KASER	68	Y	Y	Y	Y	Y	Y	Y	1
PUNJAB NATIONAL BANK	3701	73	18-04-2023	KAIMUR	RAMPUR	JALALPUR	67	Y	Y	Y	Y	Y	Y	Y	1
PUNJAB NATIONAL BANK	3701	74	29-04-2023	KAIMUR	BHABUA	MAHUWARI	59	Y	Y	Y	Y	Y	Y	Y	4
PUNJAB NATIONAL BANK	3701	75	04-05-2023	KAIMUR	BHAGWANPUR	MOKARAM PACH	68	Y	Y	Y	Y	Y	Y	Y	1
PUNJAB NATIONAL BANK	3701	76	16-05-2023	KAIMUR	BHABUA	BARKAKIR	67	Y	Y	Y	Y	Y	Y	Y	4
PUNJAB NATIONAL BANK	3701	77	25-05-2023	KAIMUR	CHAND	PAURA	59	Y	Y	Y	Y	Y	Y	Y	1
PUNJAB NATIONAL BANK	3701	78	05-06-2023	KAIMUR	MOHANIA	ANWARI (CT)	68	Y	Y	Y	Y	Y	Y	Y	4
PUNJAB NATIONAL BANK	3701	79	14-06-2023	KAIMUR	CHAINPUR	AWANKHARA	67	Y	Y	Y	Y	Y	Y	Y	4
PUNJAB NATIONAL BANK	3701	80	21-05-2023	KAIMUR	CHAINPUR	FAKHRABAD	57	Y	Y	Y	Y	Y	Y	Y	4
PUNJAB NATIONAL BANK	3701	81	30-06-2023	KAIMUR	BHABUA	MAHUAT	51	Y	Y	Y	Y	Y	Y	Y	4
PUNJAB NATIONAL BANK	4501	26	01-04-2023	BUXAR	SIMRI	MAIHAWARI	68	Y	Y	Y	Y	Y	Y	Y	4
PUNJAB NATIONAL BANK	4501	27	04-04-2023	BUXAR	KESATH	KESATH	55	Y	Y	Y	Y	Y	Y	Y	1
PUNJAB NATIONAL BANK	4501	28	13-04-2023	BUXAR	NAWANAGAR	BELAHRI	59	Y	Y	Y	Y	Y	Y	Y	4
PUNJAB NATIONAL BANK	4501	29	19-04-2023	BUXAR	DUMRAON	BELAHRI	61	Y	Y	Y	Y	Y	Y	Y	4
PUNJAB NATIONAL BANK	4501	30	28-04-2023	BUXAR	DUMRAON	LAKHAN DEHRA	68	Y	Y	Y	Y	Y	Y	Y	3
PUNJAB NATIONAL BANK	4501	31	03-05-2023	BUXAR	SIMRI	NEYAZIPUR	45	Y	Y	Y	Y	Y	Y	Y	4
PUNJAB NATIONAL BANK	4501	32	06-05-2023	BUXAR	BARHAMPUR	JOGIA	48	Y	Y	Y	Y	Y	Y	Y	1
PUNJAB NATIONAL BANK	4501	33	10-05-2023	BUXAR	DUMRAON	BHOJPUR JADID	58	Y	Y	Y	Y	Y	Y	Y	4
PUNJAB NATIONAL BANK	4501	34	16-05-2023	BUXAR	ITARHI	NARAYANPUR	57	Y	Y	Y	Y	Y	Y	Y	1
PUNJAB NATIONAL BANK	4501	35	26-05-2023	BUXAR	CHAUSA	CHAUSA	51	Y	Y	Y	Y	Y	Y	Y	1
PUNJAB NATIONAL BANK	4501	36	02-06-2023	BUXAR	BUXAR	AHRAULI	65	Y	Y	Y	Y	Y	Y	Y	1
PUNJAB NATIONAL BANK	4501	37	09-06-2023	BUXAR	BUXAR	BUXAR MANPUR	68	Y	Y	Y	Y	Y	Y	Y	4
PUNJAB NATIONAL BANK	4501	38	13-06-2023	BUXAR	SIMRI	BUXAR INAGAR	59	Y	Y	Y	Y	Y	Y	Y	4
PUNJAB NATIONAL BANK	4501	39	22-06-2023	BUXAR	RAIPUR	DHANSOI	48	Y	Y	Y	Y	Y	Y	Y	4
PUNJAB NATIONAL BANK	4501	40	28-06-2023	BUXAR	CHAUSA	SARENJA	52	Y	Y	Y	Y	Y	Y	Y	4
PUNJAB NATIONAL BANK	5102	95	04-04-2023	NALANDA	KARAI PARSURAI	ASTHAWAN	67	Y	Y	Y	Y	Y	Y	Y	4
PUNJAB NATIONAL BANK	5102	96	13-04-2023	NALANDA	BIHAR	BIHARSHARIF	57	Y	Y	Y	Y	Y	Y	Y	4
PUNJAB NATIONAL BANK	5102	97	19-04-2023	NALANDA	ISLAMPUR	ISLAMPUR	51	Y	Y	Y	Y	Y	Y	Y	3
PUNJAB NATIONAL BANK	5102	98	28-04-2023	NALANDA	KARAI PARSURAI	MUZAFFARPUR	65	Y	Y	Y	Y	Y	Y	Y	4
PUNJAB NATIONAL BANK	5102	99	04-05-2023	NALANDA	EKANGARSARAI	KESHOPUR	68	Y	Y	Y	Y	Y	Y	Y	1
PUNJAB NATIONAL BANK	5102	100	10-05-2023	NALANDA	BIHAR	MEGHI NONGAW	59	Y	Y	Y	Y	Y	Y	Y	1
PUNJAB NATIONAL BANK	5102	101	16-05-2023	NALANDA	KARAI PARSURAI	TAINIPUR	48	Y	Y	Y	Y	Y	Y	Y	1
PUNJAB NATIONAL BANK	5102	102	26-05-2023	NALANDA	KARAI PARSURAI	GANGAURA	67	Y	Y	Y	Y	Y	Y	Y	4
PUNJAB NATIONAL BANK	5102	103	02-06-2023	NALANDA	RAIGIRI	CHHAB LAPUR	49	Y	Y	Y	Y	Y	Y	Y	1

ANNEX III- PART-B  
 QUARTERLY REPORT ON CONDUCT OF TARGET GROUP SPECIFIC CAMPS BY FLCs - Annexure-2 Part(B)  
 AS ON 30.06.2023

Bank Name	FLC Code	Sr. No. of Camp	Date of target specific camp (DD/MM/YYYY)	District	Block	Village	No Of Participants	Stakeholders present (Indicate Y/N)						Target Group Addressed (1. Farmers 2. Small Entrepreneurs 3. School Students 4. SHGs 5. Senior Citizen 6. Others)	
								LDM	DDM	LDU	Local Govt	NGO	BC		Others
PUNJAB NATIONAL BANK	5102	104	09-06-2023	NALANDA	EKANGARSARAI	OP	61	Y	Y	Y	Y	Y	Y	N	4
PUNJAB NATIONAL BANK	5102	105	22-06-2023	NALANDA	PARBALPUR	PIILCH	63	Y	Y	Y	Y	Y	Y	N	4
PUNJAB NATIONAL BANK	5201	17	05-04-2023	BHOJPUR	SHAHUPUR	KASAP	45	Y	Y	Y	Y	Y	Y	N	4
PUNJAB NATIONAL BANK	5201	18	19-04-2023	BHOJPUR	BARHARA	SINHA	48	Y	Y	Y	Y	Y	Y	N	3
PUNJAB NATIONAL BANK	5201	19	04-05-2023	BHOJPUR	BARHARA	LAUHAR	58	Y	Y	Y	Y	Y	Y	N	4
PUNJAB NATIONAL BANK	5201	20	16-05-2023	BHOJPUR	BARHARA	BAKHORAPUR	57	Y	Y	Y	Y	Y	Y	N	4
PUNJAB NATIONAL BANK	5201	21	30-05-2023	BHOJPUR	AGIAON	RATNARH	51	Y	Y	Y	Y	Y	Y	N	4
PUNJAB NATIONAL BANK	5201	22	08-06-2023	BHOJPUR	KOILWAR	BHOPATPUR	65	Y	Y	Y	Y	Y	Y	N	4
PUNJAB NATIONAL BANK	5201	23	14-06-2023	BHOJPUR	SHAHUPUR	LALU AHIR KA DE	59	Y	Y	Y	Y	Y	Y	N	4
PUNJAB NATIONAL BANK	5201	24	22-06-2023	BHOJPUR	GARHANI	DHAMANJAN	68	Y	Y	Y	Y	Y	Y	N	4
PUNJAB NATIONAL BANK	5201	25	28-06-2023	BHOJPUR	UDWANT NAGAR	BIBIGANJ	62	Y	Y	Y	Y	Y	Y	N	4
PUNJAB NATIONAL BANK	5801	1	01-04-2023	AURANGABAD	RAFIGANJ	AMARPURA	68	Y	Y	Y	Y	Y	Y	N	4
PUNJAB NATIONAL BANK	5801	2	04-04-2023	AURANGABAD	RAFIGANJ	WARISALIGANJ (N)	59	Y	Y	Y	Y	Y	Y	N	4
PUNJAB NATIONAL BANK	5801	3	10-04-2023	AURANGABAD	AKBARPUR	BAREW	48	Y	Y	Y	Y	Y	Y	N	4
PUNJAB NATIONAL BANK	5801	4	13-04-2023	AURANGABAD	AKBARPUR	MALIKPUR	67	Y	Y	Y	Y	Y	Y	N	4
PUNJAB NATIONAL BANK	5801	5	21-04-2023	AURANGABAD	GOBINDPUR	SUGHARI	52	Y	Y	Y	Y	Y	Y	N	4
PUNJAB NATIONAL BANK	5801	6	03-05-2023	AURANGABAD	GOBINDPUR	BAKSOTI	56	Y	Y	Y	Y	Y	Y	N	4
PUNJAB NATIONAL BANK	5801	7	06-05-2023	AURANGABAD	NAWADA	ORAINA	62	Y	Y	Y	Y	Y	Y	N	4
PUNJAB NATIONAL BANK	5801	8	09-05-2023	AURANGABAD	NARDIGANJ	OKHODEWARA	49	Y	Y	Y	Y	Y	Y	N	4
PUNJAB NATIONAL BANK	5801	9	15-05-2023	AURANGABAD	AKBARPUR	KULNA	61	Y	Y	Y	Y	Y	Y	N	4
PUNJAB NATIONAL BANK	5801	10	20-05-2023	AURANGABAD	NAWADA	BHADALUNI (CT)	63	Y	Y	Y	Y	Y	Y	N	4
PUNJAB NATIONAL BANK	5801	11	01-06-2023	AURANGABAD	NAWADA	SONSIHARI	59	Y	Y	Y	Y	Y	Y	N	4
PUNJAB NATIONAL BANK	5801	12	05-06-2023	AURANGABAD	NAWADA	BHAGWANPUR	68	Y	Y	Y	Y	Y	Y	N	4
PUNJAB NATIONAL BANK	5801	13	09-06-2023	AURANGABAD	KASHI CHAK	PARBATI	48	Y	Y	Y	Y	Y	Y	N	4
PUNJAB NATIONAL BANK	5801	14	13-06-2023	AURANGABAD	NARDIGANJ	DHONRAH	55	Y	Y	Y	Y	Y	Y	N	4
PUNJAB NATIONAL BANK	5801	15	17-06-2023	AURANGABAD	SIRDALA	LALIN	65	Y	Y	Y	Y	Y	Y	N	4
PUNJAB NATIONAL BANK	5801	16	20-06-2023	AURANGABAD	RAFIGANJ	AMARPURA	65	Y	Y	Y	Y	Y	Y	N	4
PUNJAB NATIONAL BANK	5902	106	03-04-2023	NAWADA	MAKHDLUMPUR	SAREN	59	Y	Y	Y	Y	Y	Y	N	4
PUNJAB NATIONAL BANK	5902	107	12-04-2023	NAWADA	RATNI FARIDPUR	BALURI	68	Y	Y	Y	Y	Y	Y	N	4
PUNJAB NATIONAL BANK	5902	108	11-04-2023	NAWADA	HULASGANJ	TIRA	67	Y	Y	Y	Y	Y	Y	N	4
PUNJAB NATIONAL BANK	5902	109	28-04-2023	NAWADA	KAKO	BARA	57	Y	Y	Y	Y	Y	Y	N	4
PUNJAB NATIONAL BANK	5902	110	29-04-2023	NAWADA	KAKO	HAJUPUR	51	Y	Y	Y	Y	Y	Y	N	4
PUNJAB NATIONAL BANK	5902	111	02-05-2023	NAWADA	KAKO	NONAHI	65	Y	Y	Y	Y	Y	Y	N	3
PUNJAB NATIONAL BANK	5902	112	06-05-2023	NAWADA	GHOSHI	SONWAN	68	Y	Y	Y	Y	Y	Y	N	4
PUNJAB NATIONAL BANK	5902	113	12-05-2023	NAWADA	KAKO	MANSUR CHAK	59	Y	Y	Y	Y	Y	Y	N	4
PUNJAB NATIONAL BANK	5902	114	20-05-2023	NAWADA	MAKHDLUMPUR	MAKARPUR	48	Y	Y	Y	Y	Y	Y	N	4
PUNJAB NATIONAL BANK	5902	115	01-06-2023	NAWADA	MODANGAN	DHOBRI	67	Y	Y	Y	Y	Y	Y	N	4
PUNJAB NATIONAL BANK	5902	116	08-06-2023	NAWADA	MAKHDLUMPUR	PANPU	52	Y	Y	Y	Y	Y	Y	N	4
PUNJAB NATIONAL BANK	5902	117	14-06-2023	NAWADA	RATNI FARIDPUR	SALARPUR	56	Y	Y	Y	Y	Y	Y	N	4
PUNJAB NATIONAL BANK	5902	118	23-06-2023	NAWADA	HULASGANJ	KEUR	62	Y	Y	Y	Y	Y	Y	N	4
PUNJAB NATIONAL BANK	5902	119	28-06-2023	NAWADA	HULASGANJ	SISARA	52	Y	Y	Y	Y	Y	Y	N	4
PUNJAB NATIONAL BANK	6002	120	01-04-2023	PATNA	MANER	MASLURH INAGAR	49	Y	Y	Y	Y	Y	Y	N	4
PUNJAB NATIONAL BANK	6002	121	04-04-2023	PATNA	KHUSRUPUR	BAIKATPUR	61	Y	Y	Y	Y	Y	Y	N	4
PUNJAB NATIONAL BANK	6002	122	12-04-2023	PATNA	MANER	JANIPUR	48	Y	Y	Y	Y	Y	Y	N	4
PUNJAB NATIONAL BANK	6002	123	19-04-2023	PATNA	FATWAH	DUMRI	67	Y	Y	Y	Y	Y	Y	N	3
PUNJAB NATIONAL BANK	6002	124	21-04-2023	PATNA	PATNA RURAL	PATNA (M CORP.	49	Y	Y	Y	Y	Y	Y	N	4
PUNJAB NATIONAL BANK	6002	125	27-04-2023	PATNA	DINAPUR-CUM-KHA	PATLAPUR	61	Y	Y	Y	Y	Y	Y	N	4
PUNJAB NATIONAL BANK	6002	126	04-05-2023	PATNA	GHOSWARI	SAMAYA NO 5 (SA	63	Y	Y	Y	Y	Y	Y	N	4
PUNJAB NATIONAL BANK	6002	127	10-05-2023	PATNA	KHUSRUPUR	MOHSINPUR	59	Y	Y	Y	Y	Y	Y	N	4
PUNJAB NATIONAL BANK	6002	128	15-05-2023	PATNA	BAKHTIARPUR	RUPAS MAHAGI	68	Y	Y	Y	Y	Y	Y	N	4

**ANNEX III - PART B**  
**QUARTERLY REPORT ON CONDUCT OF TARGET GROUP SPECIFIC CAMPS BY FLCs - Annexure-2 Part(B)**  
**AS ON 30.06.2023**

Bank Name	FLC Code	Sr. No. of Camp	Date of target specific camp (DD/MM/YYYY)	District	Block	Village	No Of Participants	Stakeholders present (Indicate Y/N)						Target Group Addressed (1. Farmers 2. Small Entrepreneurs 3. School Students 4. SHGs 5. Senior Citizen 6. Others)	
								LDM	DDM	LDO	Local Govt	NGD	BC		Others
PUNJAB NATIONAL BANK	6002	129	18-05-2023	PATNA	BIHTA	PARHOTIMPUR PA	67	Y	Y	Y	Y	Y	Y	Y	1
PUNJAB NATIONAL BANK	6002	130	23-05-2023	PATNA	MASAUHRI	SHAHABAD	57	Y	Y	Y	Y	Y	Y	Y	4
PUNJAB NATIONAL BANK	6002	131	01-06-2023	PATNA	BIKRAM	BENI BIGHA	51	Y	Y	Y	Y	Y	Y	Y	1
PUNJAB NATIONAL BANK	6002	132	06-06-2023	PATNA	PALIGANJ	KALYANPUR	65	Y	Y	Y	Y	Y	Y	Y	4
PUNJAB NATIONAL BANK	6002	133	12-06-2023	PATNA	DHANARUA	PABHERA	68	Y	Y	Y	Y	Y	Y	Y	4
PUNJAB NATIONAL BANK	6002	134	15-06-2023	PATNA	BARH	TALUPUR	59	Y	Y	Y	Y	Y	Y	Y	4
PUNJAB NATIONAL BANK	6002	135	19-06-2023	PATNA	BIHTA	BELA	48	Y	Y	Y	Y	Y	Y	Y	4
PUNJAB NATIONAL BANK	6002	136	23-06-2023	PATNA	NAUBATPUR	CHAK CHICHAUL	67	Y	Y	Y	Y	Y	Y	Y	4
PUNJAB NATIONAL BANK	7002	41	03-04-2023	GAYA	BARHAT	TOJA PARSATARI	56	Y	Y	Y	Y	Y	Y	Y	4
PUNJAB NATIONAL BANK	7002	42	06-04-2023	GAYA	ISLAMNAGAR A	BARHAT	62	Y	Y	Y	Y	Y	Y	Y	4
PUNJAB NATIONAL BANK	7002	43	13-04-2023	GAYA	MUJRA	GEH LAUR	52	Y	Y	Y	Y	Y	Y	Y	4
PUNJAB NATIONAL BANK	7002	44	18-04-2023	GAYA	IMAMGANJ	CHAKAR BANDHA	49	Y	Y	Y	Y	Y	Y	Y	4
PUNJAB NATIONAL BANK	7002	45	02-05-2023	GAYA	FATEHPUR	NAUDIHA	61	Y	Y	Y	Y	Y	Y	Y	3
PUNJAB NATIONAL BANK	7002	46	11-05-2023	GAYA	ISLAMNAGAR A	MAFICHA	63	Y	Y	Y	Y	Y	Y	Y	4
PUNJAB NATIONAL BANK	7002	47	19-05-2023	GAYA	BARACHATTI	CHHOTKI CHANPI	59	Y	Y	Y	Y	Y	Y	Y	1
PUNJAB NATIONAL BANK	7002	48	24-05-2023	GAYA	BARACHATTI	SISIATARI SALOT	68	Y	Y	Y	Y	Y	Y	Y	1
PUNJAB NATIONAL BANK	7002	49	03-06-2023	GAYA	BARACHATTI	SISIATARI SALOT	62	Y	Y	Y	Y	Y	Y	Y	4
PUNJAB NATIONAL BANK	7002	50	07-06-2023	GAYA	BARACHATTI	BHITIAHI	52	Y	Y	Y	Y	Y	Y	Y	1
PUNJAB NATIONAL BANK	7002	51	16-06-2023	GAYA	IMAMGANJ	PASEWA	49	Y	Y	Y	Y	Y	Y	Y	4
PUNJAB NATIONAL BANK	7002	52	21-06-2023	GAYA	WAZIRGANJ	BICI-HA	61	Y	Y	Y	Y	Y	Y	Y	1
PUNJAB NATIONAL BANK	7002	53	26-06-2023	GAYA	ISLAMNAGAR A	MAJDS	63	Y	Y	Y	Y	Y	Y	Y	4
PUNJAB NATIONAL BANK	7002	54	30-06-2023	GAYA	BELAGANJ	LACHHIMPUR	59	Y	Y	Y	Y	Y	Y	Y	4
PUNJAB NATIONAL BANK	7502	82	03-04-2023	LAKHISARAI	CHANAN*	KUMADAR	65	Y	Y	Y	Y	Y	Y	Y	1
PUNJAB NATIONAL BANK	7502	83	06-04-2023	LAKHISARAI	BARAHIYA	SANGRAMPUR	68	Y	Y	Y	Y	Y	Y	Y	4
PUNJAB NATIONAL BANK	7502	84	19-04-2023	LAKHISARAI	PIPARIYA	SALCIPURA	59	Y	Y	Y	Y	Y	Y	Y	1
PUNJAB NATIONAL BANK	7502	85	21-04-2023	LAKHISARAI	CHANAN*	BASUA CHAK	48	Y	Y	Y	Y	Y	Y	Y	1
PUNJAB NATIONAL BANK	7502	86	03-05-2023	LAKHISARAI	LAKHISARAI	BILAURI	52	Y	Y	Y	Y	Y	Y	Y	4
PUNJAB NATIONAL BANK	7502	87	06-05-2023	LAKHISARAI	BARAHIYA	SARWA	56	Y	Y	Y	Y	Y	Y	Y	1
PUNJAB NATIONAL BANK	7502	88	10-05-2023	LAKHISARAI	BARAHIYA	LAKHISARAI (NAG)	62	Y	Y	Y	Y	Y	Y	Y	4
PUNJAB NATIONAL BANK	7502	89	17-05-2023	LAKHISARAI	SURAJGARHA	GHLSET	52	Y	Y	Y	Y	Y	Y	Y	1
PUNJAB NATIONAL BANK	7502	90	20-05-2023	LAKHISARAI	SURAJGARHA	MANO	49	Y	Y	Y	Y	Y	Y	Y	4
PUNJAB NATIONAL BANK	7502	91	22-05-2023	LAKHISARAI	LAKHISARAI	DAMODARPUR	61	Y	Y	Y	Y	Y	Y	Y	4
PUNJAB NATIONAL BANK	7502	92	24-05-2023	LAKHISARAI	RAMGARH CHC	MAHSAURA	63	Y	Y	Y	Y	Y	Y	Y	4
PUNJAB NATIONAL BANK	7502	93	02-06-2023	LAKHISARAI	SURAJGARHA	MANIKPUR	59	Y	Y	Y	Y	Y	Y	Y	4
PUNJAB NATIONAL BANK	7502	94	07-06-2023	LAKHISARAI	RAMGARH CHC	DUCI	68	Y	Y	Y	Y	Y	Y	Y	4
PUNJAB NATIONAL BANK	8102	55	03-04-2023	JEHANABAD	DAUDNAGAR	BHAKHARUA	68	Y	Y	Y	Y	Y	Y	Y	4
PUNJAB NATIONAL BANK	8102	56	06-04-2023	JEHANABAD	NABINAGAR	CHANDAR GARH	67	Y	Y	Y	Y	Y	Y	Y	4
PUNJAB NATIONAL BANK	8102	57	13-04-2023	JEHANABAD	OBRA	OBRA (CT)	65	Y	Y	Y	Y	Y	Y	Y	1
PUNJAB NATIONAL BANK	8102	58	18-04-2023	JEHANABAD	OBRA	SAD PUR	61	Y	Y	Y	Y	Y	Y	Y	4
PUNJAB NATIONAL BANK	8102	59	04-05-2023	JEHANABAD	DEO	BALUGANJ BARRAND	68	Y	Y	Y	Y	Y	Y	Y	1
PUNJAB NATIONAL BANK	8102	60	10-05-2023	JEHANABAD	KUTUMBA	MUJAHIDA	57	Y	Y	Y	Y	Y	Y	Y	4
PUNJAB NATIONAL BANK	8102	61	13-05-2023	JEHANABAD	DAUDNAGAR	CHAJURI	51	Y	Y	Y	Y	Y	Y	Y	1
PUNJAB NATIONAL BANK	8102	62	17-05-2023	JEHANABAD	DAUDNAGAR	SHAMSHERNAGAR	65	Y	Y	Y	Y	Y	Y	Y	4
PUNJAB NATIONAL BANK	8102	63	20-05-2023	JEHANABAD	OBRA	SOMHAULI	68	Y	Y	Y	Y	Y	Y	Y	4
PUNJAB NATIONAL BANK	8102	64	23-05-2023	JEHANABAD	MADANPUR	BERI	59	Y	Y	Y	Y	Y	Y	Y	4
PUNJAB NATIONAL BANK	8102	65	01-06-2023	JEHANABAD	HASPURA	SHARI KHURD	48	Y	Y	Y	Y	Y	Y	Y	4
PUNJAB NATIONAL BANK	8102	66	05-06-2023	JEHANABAD	DAUDNAGAR	TARARI	52	Y	Y	Y	Y	Y	Y	Y	4
PUNJAB NATIONAL BANK	8102	67	08-06-2023	JEHANABAD	NABINAGAR	HARHAR URDANA	56	Y	Y	Y	Y	Y	Y	Y	4
PUNJAB NATIONAL BANK	8102	68	15-06-2023	JEHANABAD	NABINAGAR	SASNA	62	Y	Y	Y	Y	Y	Y	Y	3
PUNJAB NATIONAL BANK	8102	69	20-06-2023	JEHANABAD	DAUDNAGAR	MAHAWAR	52	Y	Y	Y	Y	Y	Y	Y	4



**ANNEX III- PART B**  
**QUARTERLY REPORT ON CONDUCT OF TARGET GROUP SPECIFIC CAMPS BY FLCs : Annexure-2 Part(B)**  
**AS ON 30.06.2023**

Bank Name	FLC Code	Sr. No. of Camp	Date of target specific camp (DD/MM/YYYY)	District	Block	Village	No Of Participants	Stakeholders present (Indicate Y/N)							Target Group Addressed (1. Farmers 2. Small Entrepreneurs 3. School Students 4. SHGs 5. Senior Citizen 6. Others)
								LDM	DDM	LDO	Local Govt	NGO	BC	Others	
PUNJAB NATIONAL BANK	8102	70	26-06-2023	JEHANABAD	DEO	MAJHALI	49	Y	Y	Y	Y	Y	Y	Y	4
PUNJAB NATIONAL BANK	10901	137	03-04-2023	ARWAL	ARWAL	BARA	67	Y	Y	Y	Y	Y	Y	Y	4
PUNJAB NATIONAL BANK	10901	138	12-04-2023	ARWAL	ARWAL	AMRA	49	Y	Y	Y	Y	Y	Y	Y	4
PUNJAB NATIONAL BANK	10901	139	20-04-2023	ARWAL	ARWAL	BHADAS	61	Y	Y	Y	Y	Y	Y	Y	4
PUNJAB NATIONAL BANK	10901	140	02-05-2023	ARWAL	ARWAL	PARASI	63	Y	Y	Y	Y	Y	Y	Y	4
PUNJAB NATIONAL BANK	10901	141	11-05-2023	ARWAL	KALER	BATH	59	Y	Y	Y	Y	Y	Y	Y	3
PUNJAB NATIONAL BANK	10901	142	17-05-2023	ARWAL	KALER	GOIND	68	Y	Y	Y	Y	Y	Y	Y	4
PUNJAB NATIONAL BANK	10901	143	26-05-2023	ARWAL	KALER	KONI	67	Y	Y	Y	Y	Y	Y	Y	1
PUNJAB NATIONAL BANK	10901	144	03-06-2023	ARWAL	KARPI	CHAUHAQ	57	Y	Y	Y	Y	Y	Y	Y	1
PUNJAB NATIONAL BANK	10901	145	09-06-2023	ARWAL	KARPI	KEAL	51	Y	Y	Y	Y	Y	Y	Y	1
PUNJAB NATIONAL BANK	10901	146	17-06-2023	ARWAL	KURTHA	LARI	65	Y	Y	Y	Y	Y	Y	Y	1
PUNJAB NATIONAL BANK	10901	147	21-06-2023	ARWAL	KURTHA	PIRHI	68	Y	Y	Y	Y	Y	Y	Y	4
CANARA BANK	79	1	17-04-2023	SHEIKHPURA	SHEIKHPURA	SHEIKHPURA	22	Y	Y	Y	Y	Y	Y	Y	1
CANARA BANK	79	2	18-04-2023	SHEIKHPURA	CHEWARA	KARE	16	Y	Y	Y	Y	Y	Y	Y	6
CANARA BANK	79	3	18-04-2023	SHEIKHPURA	ARIYARI	KARE	16	Y	Y	Y	Y	Y	Y	Y	5
CANARA BANK	79	4	21-04-2023	SHEIKHPURA	SHEIKHPURA	PANCHI	55	Y	Y	Y	Y	Y	Y	Y	4
CANARA BANK	79	5	25-04-2023	SHEIKHPURA	SHEIKHPURA	ISLAMIYA	20	Y	Y	Y	Y	Y	Y	Y	3
CANARA BANK	79	6	25-04-2023	SHEIKHPURA	BARBIGHA	5 SARAI	60	Y	Y	Y	Y	Y	Y	Y	4
CANARA BANK	79	7	24-04-2023	SHEIKHPURA	5 SARAI	5 SARAI	45	Y	Y	Y	Y	Y	Y	Y	6
CANARA BANK	79	8	26-04-2023	SHEIKHPURA	SHEIKHPURA	SHEIKHPURA	20	Y	Y	Y	Y	Y	Y	Y	1
CANARA BANK	79	9	28-04-2023	SHEIKHPURA	SHEIKHPURA	LODIPUR	67	Y	Y	Y	Y	Y	Y	Y	6
CANARA BANK	79	10	28-04-2023	SHEIKHPURA	SHEIKHPURA	FARIDPUR	30	Y	Y	Y	Y	Y	Y	Y	2
CANARA BANK	79	11	29-04-2023	SHEIKHPURA	G KUSHUMBHA	KORWA	25	Y	Y	Y	Y	Y	Y	Y	6
CANARA BANK	79	12	02-05-2023	SHEIKHPURA	SHEIKHPURA	SHEIKHPURA	25	Y	Y	Y	Y	Y	Y	Y	6
CANARA BANK	79	13	04-05-2023	SHEIKHPURA	SHEIKHPURA	SHEIKHPURA	10	Y	Y	Y	Y	Y	Y	Y	6
CANARA BANK	79	14	08-05-2023	SHEIKHPURA	BARBIGHA	BARBIGHA	18	Y	Y	Y	Y	Y	Y	Y	6
CANARA BANK	79	15	09-05-2023	SHEIKHPURA	SHEIKHPURA	SHEIKHPURA	21	Y	Y	Y	Y	Y	Y	Y	6
UCO BANK	8001	1	01-04-2023	Bhagalpur	Kahaigaon	Eklara	46	Y	Y	Y	Y	Y	Y	Y	6
UCO BANK	8001	2	04-04-2023	Bhagalpur	Nath Nagar	Kajraill	61	Y	Y	Y	Y	Y	Y	Y	6
UCO BANK	8001	3	05-04-2023	Bhagalpur	Sanhaula	Tarar	60	Y	Y	Y	Y	Y	Y	Y	6
UCO BANK	8001	4	06-04-2023	Bhagalpur	Sabaur	Tarar	60	Y	Y	Y	Y	Y	Y	Y	6
UCO BANK	8001	5	23-06-2023	Bhagalpur	Kahaigaon	Jichu	65	Y	Y	Y	Y	Y	Y	Y	6
BANK OF BARODA	5001	6	26-06-2023	Bhagalpur	Kahaigaon	Nandlalp.r	34	Y	Y	Y	Y	Y	Y	Y	6
BANK OF BARODA	5001	1	01-01-0001	Bhagalpur	Pirpanti	Pirpanti	36	Y	Y	Y	Y	Y	Y	Y	6
BANK OF BARODA	5001	2	12-04-2023	SITAMARHI	RUNISAIIPUR	RUNISAIIPUR	10	Y	Y	Y	Y	Y	Y	Y	4
BANK OF BARODA	5001	3	17-04-2023	SITAMARHI	NANPUR	SIRSI	21	Y	Y	Y	Y	Y	Y	Y	4
BANK OF BARODA	5001	4	21-04-2023	SITAMARHI	NANPUR	SIRSI	21	Y	Y	Y	Y	Y	Y	Y	4
BANK OF BARODA	5001	5	26-04-2023	SITAMARHI	NANPUR	SIRSI	25	Y	Y	Y	Y	Y	Y	Y	4
BANK OF BARODA	5001	6	02-05-2023	SITAMARHI	DUMRA	SIRSI	23	Y	Y	Y	Y	Y	Y	Y	4
BANK OF BARODA	5001	7	05-05-2023	SITAMARHI	DUMRA	BHASAR DAKSHINI	30	Y	Y	Y	Y	Y	Y	Y	1
BANK OF BARODA	5001	8	12-05-2023	SITAMARHI	DUMRA	SASAJULA	24	Y	Y	Y	Y	Y	Y	Y	3
BANK OF BARODA	5001	9	25-05-2023	SITAMARHI	DUMRA	MURADPUR	26	Y	Y	Y	Y	Y	Y	Y	2
BANK OF BARODA	5001	10	02-06-2023	SITAMARHI	BATHNAHA	TURKAULITA	30	Y	Y	Y	Y	Y	Y	Y	2
BANK OF BARODA	5001	11	26-06-2023	SITAMARHI	PARIHAR	RANAULI	30	Y	Y	Y	Y	Y	Y	Y	1
BANK OF BARODA	5001	12	28-06-2023	SITAMARHI	CHORAUT	AMANPUF	30	Y	Y	Y	Y	Y	Y	Y	1
BANK OF BARODA	5001	13	30-06-2023	SITAMARHI	DUMRA	ITI CAMPUS	27	Y	Y	Y	Y	Y	Y	Y	3
BANK OF BARODA	6501	14	03-04-2023	SHEOHAR	PIPRAHI	SAMHAUL	34	Y	Y	Y	Y	Y	Y	Y	4
BANK OF BARODA	6501	15	05-04-2023	SHEOHAR	PIPRAHI	DHARAMPUR	17	Y	Y	Y	Y	Y	Y	Y	4
BANK OF BARODA	6501	16	06-04-2023	SHEOHAR	PIPRAHI	PARSAUNI BANJ	24	Y	Y	Y	Y	Y	Y	Y	4
BANK OF BARODA	6501	17	10-04-2023	SHEOHAR	SHEOHAR	HARKARWA	25	Y	Y	Y	Y	Y	Y	Y	4
BANK OF BARODA	6501	17	10-04-2023	SHEOHAR	SHEOHAR	MOTNAIE	15	Y	Y	Y	Y	Y	Y	Y	15

**ANNEX III - PART B**  
**QUARTERLY REPORT ON CONDUCT OF TARGET GROUP SPECIFIC CAMPS BY FLCs - Annexure-2 Part(B)**  
**AS ON 30.06.2023**

Bank Name	FLC Code	Sr. No. of Camp	Date of target specific camp (DD/MM/YYYY)	District	Block	Village	No Of Participants	Stakeholders present (Indicate Y/N)						Target Group Addressed (1. Farmers 2. Small Entrepreneurs 3. School Students 4. SHGs 5. Senior Citizen 6. Others)
								LDM	DDM	LDO	Local Govt	NGO	BC	
BANK OF BARODA	6501	18	11-04-2023	SHEOHAR	PIPRAHI	CHANKAUL	17	Y	N	N	N	Y	N	15
BANK OF BARODA	6501	19	12-04-2023	SHEOHAR	PURNAHIYA	RASANTIPATTI	18	Y	N	N	N	Y	N	15
BANK OF BARODA	6501	20	13-04-2023	SHEOHAR	SHEOHAR	KHARWA DARP	21	N	N	N	N	N	Y	4
BANK OF BARODA	6501	21	02-05-2023	SHEOHAR	KATSARI	KATSARI	20	N	N	N	N	N	Y	4
BANK OF BARODA	6501	22	03-05-2023	SHEOHAR	PIPRAHI	FARIHARPUR	22	Y	N	N	N	N	Y	4
BANK OF BARODA	6501	23	04-05-2023	SHEOHAR	SHEOHAR	KUSAHAR	15	N	N	N	N	N	Y	4
BANK OF BARODA	6501	24	05-05-2023	SHEOHAR	TARIYANI	BANKUL	17	N	N	N	N	N	Y	3
BANK OF BARODA	6501	25	08-05-2023	SHEOHAR	PIPRAHI	PIPRAHI	22	N	N	N	N	N	Y	4
BANK OF BARODA	6501	26	09-05-2023	SHEOHAR	TARIYANI	SAMAHUTI	21	N	N	N	N	N	Y	4
BANK OF BARODA	6501	27	10-05-2023	SHEOHAR	SHEOHAR	I-ATTA	18	N	N	N	N	N	Y	4
BANK OF BARODA	6501	28	29-05-2023	SHEOHAR	PIPRAHI	RAKA (PUR	18	N	N	N	N	N	Y	3
BANK OF BARODA	6501	29	30-05-2023	SHEOHAR	PIPRAHI	BALHAN	15	N	N	N	N	N	Y	4
BANK OF BARODA	6501	30	01-06-2023	SHEOHAR	TARIYANI	SARWARPUR	12	N	N	N	N	N	Y	4
BANK OF BARODA	6501	31	03-06-2023	SHEOHAR	PIPRAHI	KUNWAN	17	N	N	N	N	N	Y	4
BANK OF BARODA	6501	32	06-06-2023	SHEOHAR	SHEOHAR	SARSAULA	18	N	N	N	N	N	Y	1
BANK OF BARODA	6501	33	07-06-2023	SHEOHAR	SHEOHAR	SRIPUR	19	N	N	N	N	N	Y	4
BANK OF BARODA	6501	34	09-06-2023	SHEOHAR	PIPRAHI	-ARIHARPUR	17	N	N	N	N	N	Y	4
BANK OF BARODA	6501	35	26-06-2023	SHEOHAR	KATSARI	MOHAMMADPUR KAT	18	N	N	N	N	N	Y	4
UNION BANK OF INDIA	5501	30	10-04-2023	Samastipur	Samastipur	Samastipur	9	N	N	N	N	N	Y	3
UNION BANK OF INDIA	5501	31	11-04-2023	Samastipur	Samastipur	Chandopatti	33	N	N	N	N	N	Y	3
UNION BANK OF INDIA	5501	32	17-04-2023	Samastipur	Samastipur	Shambhupatti	42	N	N	N	N	N	Y	3
UNION BANK OF INDIA	5501	33	17-04-2023	Samastipur	Samastipur	Shambhupatti	63	Y	N	N	N	N	Y	3
UNION BANK OF INDIA	5501	34	20-04-2023	Samastipur	Sarailanjan	v. Alloth	40	N	N	N	N	N	Y	4
UNION BANK OF INDIA	5501	35	20-04-2023	Samastipur	Samastipur	vishwambhupur	40	Y	N	N	N	N	Y	4
UNION BANK OF INDIA	5501	36	26-04-2023	Samastipur	Samastipur	Samastipur	22	N	N	N	N	N	Y	3
UNION BANK OF INDIA	5501	37	27-04-2023	Samastipur	Samastipur	Samastipur	30	N	N	N	N	N	Y	2
UNION BANK OF INDIA	5501	38	28-04-2023	Samastipur	Samastipur	Jwarpur	42	N	N	N	N	N	Y	3
UNION BANK OF INDIA	5501	39	20-05-2023	Samastipur	Samastipur	Kashpur	60	Y	Y	Y	Y	N	Y	3
UNION BANK OF INDIA	5501	40	15-06-2023	Samastipur	Pusa	Co-Op Training	20	N	N	N	N	N	N	1
UNION BANK OF INDIA	5501	41	19-06-2023	Samastipur	Samastipur	Mandal Kara	35	N	N	N	N	N	N	1
UNION BANK OF INDIA	8501	1	27-04-2023	KHAGARIA	KHAGARIA	SAVSARPUR	15	N	N	N	N	N	N	1
UNION BANK OF INDIA	8501	2	28-04-2023	KHAGARIA	KHAGARIA	SAVSARPUR	11	N	N	N	N	N	N	2
UNION BANK OF INDIA	8501	3	02-05-2023	KHAGARIA	KHAGARIA	HARDASCHAK	14	Y	N	Y	Y	N	Y	3
UNION BANK OF INDIA	8501	4	04-05-2023	KHAGARIA	KHAGARIA	HARDASCHAK	12	Y	N	N	N	N	Y	3
UNION BANK OF INDIA	8501	5	05-05-2023	KHAGARIA	KHAGARIA	HARDASCHAK	12	Y	N	N	N	N	Y	3
UNION BANK OF INDIA	8501	6	10-05-2023	KHAGARIA	KHAGARIA	SAVSARPUR	18	Y	N	N	N	N	Y	3
UNION BANK OF INDIA	8501	7	12-05-2023	KHAGARIA	KHAGARIA	SANSARPUR	12	N	N	N	N	N	Y	3
UNION BANK OF INDIA	8501	8	15-05-2023	KHAGARIA	KHAGARIA	SANSARPUR	17	N	N	N	N	N	Y	4
UNION BANK OF INDIA	8501	9	16-05-2023	KHAGARIA	KHAGARIA	FARMANPUR	16	N	N	N	N	N	Y	1
UNION BANK OF INDIA	8501	10	15-05-2023	KHAGARIA	KHAGARIA	SANSARPUR	14	N	N	N	N	N	Y	1
UNION BANK OF INDIA	8501	11	18-05-2023	KHAGARIA	KHAGARIA	SANSARPUR	13	N	N	N	N	N	Y	3
UNION BANK OF INDIA	8501	12	20-05-2023	KHAGARIA	KHAGARIA	SANSARPUR	13	Y	N	N	N	N	Y	3
UNION BANK OF INDIA	8501	13	05-06-2023	KHAGARIA	KHAGARIA	FARMANPUR	14	N	N	N	N	N	Y	3
UNION BANK OF INDIA	8501	14	20-05-2023	KHAGARIA	KHAGARIA	SANSARPUR	14	N	N	N	N	N	Y	3
UNION BANK OF INDIA	8501	15	23-05-2023	KHAGARIA	KHAGARIA	FARMANPUR	16	N	N	N	N	N	Y	3
UNION BANK OF INDIA	8501	16	24-05-2023	KHAGARIA	KHAGARIA	SANSARPUR	45	N	N	N	N	N	Y	2
UNION BANK OF INDIA	8501	17	06-06-2023	KHAGARIA	KHAGARIA	FANKO	32	N	N	N	N	N	Y	3
UNION BANK OF INDIA	8501	18	07-06-2023	KHAGARIA	KHAGARIA	SANSARPUR	26	N	N	N	N	N	Y	3
UNION BANK OF INDIA	8501	19	07-06-2023	KHAGARIA	KHAGARIA	SANSARPUR	26	N	N	N	N	N	Y	3
UNION BANK OF INDIA	8501	20	12-06-2023	KHAGARIA	KHAGARIA	HARDASCHAK	36	N	N	N	N	N	Y	3
UNION BANK OF INDIA	8501	21	13-06-2023	KHAGARIA	KHAGARIA	MAHSAURHI	20	N	N	N	N	N	Y	4
UNION BANK OF INDIA	8501	22	14-06-2023	KHAGARIA	KHAGARIA	FANKO	31	N	N	N	N	N	Y	2
UNION BANK OF INDIA	8501	23	15-06-2023	KHAGARIA	KHAGARIA	FANKO	52	Y	N	N	N	N	Y	1
UNION BANK OF INDIA	8501	24	16-06-2023	KHAGARIA	KHAGARIA	GAURASHAKTI	31	N	N	N	N	N	Y	2

## ANNEX III - PART B

## QUARTERLY REPORT ON CONDUCT OF TARGET GROUP SPECIFIC CAMPS BY FLCs - Annexure-2 Part(B)

AS ON 30.06.2023

Bank Name	FLC Code	Sr. No. of Camp	Date of target specific camp (DD/MM/YYYY)	District	Block	Village	No Of Participants	Stakeholders present (Indicate Y/N)										Target Group Addressed (1. Farmers 2. Small Entrepreneurs 3. School Students 4. SHGs 5. Senior Citizen 6. Others)
								LDM	DDM	LDO	Local Govt	NGO	BC	Others				
UNION BANK OF INDIA	8501	25	21-06-2023	KHAGARIA	KHAGARIA	GAL RASHAKTI	39	N	N	N	N	N	N	N	N	1		
UNION BANK OF INDIA	8501	26	22-06-2023	KHAGARIA	KHAGARIA	RAMGANJ	34	N	N	N	N	N	N	N	N	2		
UNION BANK OF INDIA	8501	27	23-06-2023	KHAGARIA	KHAGARIA	MAHSURHI	30	N	N	N	N	N	N	N	N	4		
UNION BANK OF INDIA	8501	28	26-06-2023	KHAGARIA	KHAGARIA	GUCDARIYA ASTHA	32	N	N	N	N	N	N	N	N	4		
UNION BANK OF INDIA	8501	29	28-06-2023	KHAGARIA	KHAGARIA	BHADAS	36	N	N	N	N	N	N	N	N	1		
DAKSHIN BIHAR GRAMIN BANK	3003	1	04-04-2023	Begusarai	mansurchak	maclampur	28	N	N	N	N	N	N	N	N	1		
DAKSHIN BIHAR GRAMIN BANK	3003	2	05-04-2023	Begusarai	mansurchak	Shohilwara	29	N	N	N	N	N	N	N	N	4		
DAKSHIN BIHAR GRAMIN BANK	3003	3	11-04-2023	Begusarai	bagdov	safaur	41	N	N	N	N	N	N	N	N	5		
DAKSHIN BIHAR GRAMIN BANK	3003	4	13-04-2023	Begusarai	bagdov	mahendrapur	32	N	N	N	N	N	N	N	N	2		
DAKSHIN BIHAR GRAMIN BANK	3003	5	17-04-2023	Begusarai	rani	rani	34	N	N	N	N	N	N	N	N	1		
DAKSHIN BIHAR GRAMIN BANK	3003	6	03-05-2023	Begusarai	malhipur	simeriya	47	N	N	N	N	N	N	N	N	4		
DAKSHIN BIHAR GRAMIN BANK	3003	7	09-05-2023	Begusarai	malhipur	malma	39	N	N	N	N	N	N	N	N	1		
DAKSHIN BIHAR GRAMIN BANK	3003	8	11-05-2023	Begusarai	mansurchak	guruspur	29	N	N	N	N	N	N	N	N	2		
DAKSHIN BIHAR GRAMIN BANK	3003	9	16-05-2023	Begusarai	mansurchak	chhebilapur	32	N	N	N	N	N	N	N	N	1		
DAKSHIN BIHAR GRAMIN BANK	3003	10	18-05-2023	Begusarai	garhpura	lakhnapatti	42	N	N	N	N	N	N	N	N	5		
DAKSHIN BIHAR GRAMIN BANK	3003	11	02-06-2023	Begusarai	garhpura	korai	38	N	N	N	N	N	N	N	N	4		
DAKSHIN BIHAR GRAMIN BANK	3003	12	03-06-2023	Begusarai	garhpura	sujanpur	37	N	N	N	N	N	N	N	N	1		
DAKSHIN BIHAR GRAMIN BANK	3003	13	05-06-2023	Begusarai	bakhribazar	sonwan	27	N	N	N	N	N	N	N	N	2		
DAKSHIN BIHAR GRAMIN BANK	3003	14	07-06-2023	Begusarai	bakhribazar	prampur	30	N	N	N	N	N	N	N	N	3		
DAKSHIN BIHAR GRAMIN BANK	3003	15	09-06-2023	Begusarai	bakhribazar	sakarpur	38	N	N	N	N	N	N	N	N	1		
DAKSHIN BIHAR GRAMIN BANK	3005	17	01-05-2023	Samastipur	SAMASTIPUR	RAM-NAGAR	34	N	N	N	N	N	N	N	N	2		
DAKSHIN BIHAR GRAMIN BANK	3005	18	02-05-2023	Samastipur	SAMASTIPUR	BARA PATHAR	41	N	N	N	N	N	N	N	N	4		
DAKSHIN BIHAR GRAMIN BANK	3005	181	02-06-2023	Samastipur	SAMASTIPUR	BHASWATPUR	61	N	N	N	N	N	N	N	N	6		
DAKSHIN BIHAR GRAMIN BANK	3005	182	05-06-2023	Samastipur	SAMASTIPUR	GARJARA	37	N	N	N	N	N	N	N	N	2		
DAKSHIN BIHAR GRAMIN BANK	3005	183	06-06-2023	Samastipur	SAMASTIPUR	BAJOPUR	46	N	N	N	N	N	N	N	N	3		
DAKSHIN BIHAR GRAMIN BANK	3005	184	07-06-2023	Samastipur	SAMASTIPUR	CHATA	39	N	N	N	N	N	N	N	N	2		
DAKSHIN BIHAR GRAMIN BANK	3005	185	08-06-2023	Samastipur	SARAIANJAN	JAKHAR	44	N	N	N	N	N	N	N	N	3		
DAKSHIN BIHAR GRAMIN BANK	3005	186	27-06-2023	Samastipur	NAZ RPUR	NAZ RPUR	55	N	N	N	N	N	N	N	N	1		
DAKSHIN BIHAR GRAMIN BANK	3005	187	28-06-2023	Samastipur	MAHMADA	MAHMADA	41	N	N	N	N	N	N	N	N	4		
DAKSHIN BIHAR GRAMIN BANK	3301	188	19-04-2023	SHEIKHPURA	SHEKHOPUR SARA NIMI	SHEKHOPUR SARA NIMI	48	N	N	N	N	N	N	N	N	2		
DAKSHIN BIHAR GRAMIN BANK	3301	189	20-04-2023	SHEIKHPURA	RAM-RAIPUR	RAM-RAIPUR	38	N	N	N	N	N	N	N	N	5		
DAKSHIN BIHAR GRAMIN BANK	3301	190	21-04-2023	SHEIKHPURA	SHEIKHPURA	HAT-JIWAMA	36	N	N	N	N	N	N	N	N	6		
DAKSHIN BIHAR GRAMIN BANK	3301	191	21-04-2023	SHEIKHPURA	ARIYARI	KASAR	55	N	N	N	N	N	N	N	N	6		
DAKSHIN BIHAR GRAMIN BANK	3301	192	24-04-2023	SHEIKHPURA	ARIYARI	LOHAN	30	N	N	N	N	N	N	N	N	1		
DAKSHIN BIHAR GRAMIN BANK	3301	193	28-04-2023	SHEIKHPURA	BARBIGHA	SAMVAS BUJURG	25	N	N	N	N	N	N	N	N	5		
DAKSHIN BIHAR GRAMIN BANK	3301	194	06-05-2023	SHEIKHPURA	SHEIKHPURA	KAITHAMA	30	N	N	N	N	N	N	N	N	3		
DAKSHIN BIHAR GRAMIN BANK	3301	195	12-05-2023	SHEIKHPURA	SHEKHOPUR SARA	KOSYA	25	N	N	N	N	N	N	N	N	2		
DAKSHIN BIHAR GRAMIN BANK	3301	196	26-05-2023	SHEIKHPURA	SHEIKHPURA	ABGL	25	N	N	N	N	N	N	N	N	4		
DAKSHIN BIHAR GRAMIN BANK	3301	197	03-06-2023	SHEIKHPURA	BARBIGHA	BELAO	30	N	N	N	N	N	N	N	N	6		
DAKSHIN BIHAR GRAMIN BANK	3301	198	03-06-2023	SHEIKHPURA	CHEWARA	LAHANA	20	N	N	N	N	N	N	N	N	2		
DAKSHIN BIHAR GRAMIN BANK	3301	199	06-06-2023	SHEIKHPURA	ARIYARI	AFA NI	27	N	N	N	N	N	N	N	N	3		
DAKSHIN BIHAR GRAMIN BANK	3301	200	16-06-2023	SHEIKHPURA	ARIYARI	CHORWAR	36	N	N	N	N	N	N	N	N	2		
DAKSHIN BIHAR GRAMIN BANK	3301	201	17-06-2023	SHEIKHPURA	CHEWARA	CHAKANDRA	150	Y	N	N	N	N	N	N	N	1		
DAKSHIN BIHAR GRAMIN BANK	3301	202	22-06-2023	SHEIKHPURA	ARIYARI	BAR JNA	35	N	N	N	N	N	N	N	N	4		
DAKSHIN BIHAR GRAMIN BANK	3301	203	23-06-2023	SHEIKHPURA	BARBIGHA	MAIDAH	25	N	N	N	N	N	N	N	N	5		
DAKSHIN BIHAR GRAMIN BANK	3501	97	19-04-2023	Khagaria	sadar	sansarpur	31	N	N	N	N	N	N	N	N	3		
DAKSHIN BIHAR GRAMIN BANK	3501	98	19-04-2023	Khagaria	Mansi	Amri	29	N	N	N	N	N	N	N	N	5		
DAKSHIN BIHAR GRAMIN BANK	3501	99	20-04-2023	Khagaria	alauli	alau i	45	N	N	N	N	N	N	N	N	1		
DAKSHIN BIHAR GRAMIN BANK	3501	100	21-04-2023	Khagaria	alauli	mohanpur	32	N	N	N	N	N	N	N	N	4		
DAKSHIN BIHAR GRAMIN BANK	3501	101	24-04-2023	Khagaria	beldaur	Bala tha	34	N	N	N	N	N	N	N	N	4		

ANNEX III- PART B  
 QUARTERLY REPORT ON CONDUCT OF TARGET GROUP SPECIFIC CAMPS BY FLCs : Annexure-2 Part(B)  
 AS ON 30.06.2023

Bank Name	FLC Code	Sr. No. of Camp	Date of target-specific camp (DD/MM/YYYY)	District	Block	Village	No Of Participants	Stakeholders present (Indicate Y/N)							Target Group Addressed (1. Farmers 2. Small Entrepreneurs 3. School Students 4. SHGs 5. Senior Citizen. 6. Others)
								LDM	DDM	DDO	Local Govt	NGO	BC	Others	
DAKSHIN BIHAR GRAMIN BANK	3501	102	25-04-2023	Khagaria	Mansi	mandipur	47	N	N	N	N	N	N	1	
DAKSHIN BIHAR GRAMIN BANK	3501	103	26-04-2023	Khagaria	chautham	devkh	49	N	N	N	N	N	N	4	
DAKSHIN BIHAR GRAMIN BANK	3501	104	05-05-2023	Khagaria	sadar	reha	24	N	N	N	N	N	N	4	
DAKSHIN BIHAR GRAMIN BANK	3501	105	06-05-2023	Khagaria	Mansi	sebalpur	32	N	N	N	N	N	N	4	
DAKSHIN BIHAR GRAMIN BANK	3501	106	08-05-2023	Khagaria	sadar	dodraia	42	N	N	N	N	N	N	2	
DAKSHIN BIHAR GRAMIN BANK	3501	107	07-05-2023	Khagaria	sadar	Tetrabad	38	N	N	N	N	N	N	1	
DAKSHIN BIHAR GRAMIN BANK	3501	108	10-05-2023	Khagaria	Mansi	marar	37	N	N	N	N	N	N	5	
DAKSHIN BIHAR GRAMIN BANK	3501	109	05-06-2023	Khagaria	Sadar	Parmanojur	27	N	N	N	N	N	N	4	
DAKSHIN BIHAR GRAMIN BANK	3501	110	14-06-2023	Khagaria	Sadar	Mehavari	30	N	N	N	N	N	N	1	
DAKSHIN BIHAR GRAMIN BANK	3501	111	19-06-2023	Khagaria	sadar	Kasimpur	28	N	N	N	N	N	N	4	
DAKSHIN BIHAR GRAMIN BANK	3501	112	23-06-2023	Khagaria	Sadar	sonmarkhi	29	N	N	N	N	N	N	1	
DAKSHIN BIHAR GRAMIN BANK	3701	82	11-04-2023	KAIMUR	DURGAWATI	KALYA-PUR	35	N	N	N	N	N	N	1	
DAKSHIN BIHAR GRAMIN BANK	3701	83	13-04-2023	KAIMUR	BHABHUA	RUPPUR	39	N	N	N	N	N	N	1	
DAKSHIN BIHAR GRAMIN BANK	3701	84	15-04-2023	KAIMUR	MOHANIYA	BAJNATH	16	N	N	N	N	N	N	1	
DAKSHIN BIHAR GRAMIN BANK	3701	85	17-04-2023	KAIMUR	BHABHUA	MOKAFI	28	N	N	N	N	N	N	1	
DAKSHIN BIHAR GRAMIN BANK	3701	86	18-04-2023	KAIMUR	BHABHUA	TWAR TOLA	33	N	N	N	N	N	N	1	
DAKSHIN BIHAR GRAMIN BANK	3701	87	19-05-2023	KAIMUR	DURGAWATI	MAHMUDGANI	30	N	N	N	N	N	N	1	
DAKSHIN BIHAR GRAMIN BANK	3701	88	20-05-2023	KAIMUR	KUDRA	KUDRA	22	N	N	N	N	N	N	1	
DAKSHIN BIHAR GRAMIN BANK	3701	89	23-05-2023	KAIMUR	DURGAWATI	DURGAWATI	25	N	N	N	N	N	N	1	
DAKSHIN BIHAR GRAMIN BANK	3701	90	24-05-2023	KAIMUR	CHAINPUR	AWNKI-RA	31	N	N	N	N	N	N	1	
DAKSHIN BIHAR GRAMIN BANK	3701	91	30-05-2023	KAIMUR	KUDRA	BAHULASA	38	N	N	N	N	N	N	4	
DAKSHIN BIHAR GRAMIN BANK	3701	92	02-06-2023	KAIMUR	MOHANIA	MOHANIA	29	N	N	N	N	N	N	1	
DAKSHIN BIHAR GRAMIN BANK	3701	93	08-06-2023	KAIMUR	BHAGWANPUR	JAITPUR KHURD	32	N	N	N	N	N	N	1	
DAKSHIN BIHAR GRAMIN BANK	3701	94	21-06-2023	KAIMUR	DURGAWATI	KALYA-PUR	38	N	N	N	N	N	N	4	
DAKSHIN BIHAR GRAMIN BANK	3701	95	22-06-2023	KAIMUR	BHAGWANPUR	JAITPUR	39	N	N	N	N	N	N	4	
DAKSHIN BIHAR GRAMIN BANK	4501	33	18-04-2023	Buxar	DURGAWATI	DURGAWATI BAZAR	30	N	N	N	N	N	N	2	
DAKSHIN BIHAR GRAMIN BANK	4501	34	20-04-2023	Buxar	BUXAR	Badgaon	29	N	N	N	N	N	N	4	
DAKSHIN BIHAR GRAMIN BANK	4501	35	25-04-2023	Buxar	CHALUSA	Jao	31	N	N	N	N	N	N	1	
DAKSHIN BIHAR GRAMIN BANK	4501	36	27-04-2023	Buxar	BRAHMPUR	Gola	28	N	N	N	N	N	N	4	
DAKSHIN BIHAR GRAMIN BANK	4501	37	09-05-2023	Buxar	BUXAR	Nadaon	29	N	N	N	N	N	N	3	
DAKSHIN BIHAR GRAMIN BANK	4501	38	04-05-2023	Buxar	DUMRAON	Bhojpur	32	N	N	N	N	N	N	4	
DAKSHIN BIHAR GRAMIN BANK	4501	39	09-05-2023	Buxar	RAJPUR	Rajpur	30	N	N	N	N	N	N	1	
DAKSHIN BIHAR GRAMIN BANK	4501	40	19-05-2023	Buxar	BUXAR	Artunpur	31	N	N	N	N	N	N	4	
DAKSHIN BIHAR GRAMIN BANK	4501	41	22-05-2023	Buxar	RAJPUR	Mnikour	31	N	N	N	N	N	N	1	
DAKSHIN BIHAR GRAMIN BANK	4501	42	07-06-2023	Buxar	BRAHMPUR	Deokul	32	N	N	N	N	N	N	3	
DAKSHIN BIHAR GRAMIN BANK	4501	43	13-06-2023	Buxar	BRAHMPUR	Badki Nainjore	33	N	N	N	N	N	N	6	
DAKSHIN BIHAR GRAMIN BANK	4501	44	16-06-2023	Buxar	SIMARI	Ganguli	27	N	N	N	N	N	N	5	
DAKSHIN BIHAR GRAMIN BANK	4501	45	21-06-2023	Buxar	BRAHMPUR	Mahuar	31	N	N	N	N	N	N	4	
DAKSHIN BIHAR GRAMIN BANK	4501	46	23-06-2023	Buxar	SIMARI	Nivazpur	29	N	N	N	N	N	N	6	
DAKSHIN BIHAR GRAMIN BANK	4701	58	16-06-2023	JAMUI	JHA JHA	Ramdaspur	55	N	N	N	N	N	N	6	
DAKSHIN BIHAR GRAMIN BANK	4701	59	09-05-2023	JAMUI	SIKANDRA	Barburi	68	N	N	N	N	N	N	1	
DAKSHIN BIHAR GRAMIN BANK	4701	60	04-05-2023	JAMUI	SONO	Dumari A-zal	48	N	N	N	N	N	N	1	
DAKSHIN BIHAR GRAMIN BANK	4701	61	19-01-2023	JAMUI	LAKSHMIPUR	Gaur	47	N	N	N	N	N	N	4	
DAKSHIN BIHAR GRAMIN BANK	4701	62	22-05-2023	JAMUI	JHA JHA	Sichser	64	N	N	N	N	N	N	6	
DAKSHIN BIHAR GRAMIN BANK	4701	63	21-05-2023	JAMUI	SONO	Gandar	44	N	N	N	N	N	N	3	
DAKSHIN BIHAR GRAMIN BANK	4701	64	25-05-2023	JAMUI	SARHAT	Barriarj	67	N	N	N	N	N	N	1	
DAKSHIN BIHAR GRAMIN BANK	4701	65	22-05-2023	JAMUI	SIKANDRA	Bhanta	53	N	N	N	N	N	N	4	
DAKSHIN BIHAR GRAMIN BANK	4701	66	23-06-2023	JAMUI	JHA JHA	Sultanpur	52	N	N	N	N	N	N	1	
DAKSHIN BIHAR GRAMIN BANK	5101	16	11-04-2023	BHOJPUR	UDWANT NAGAR	TETARIYA MORE	34	N	N	N	N	N	N	1	
DAKSHIN BIHAR GRAMIN BANK	5101	17	13-04-2023	BHOJPUR	ARA	JAMIRA	17	N	N	N	N	N	N	4	

ANNEX III - PART B  
 QUARTERLY REPORT ON CONDUCT OF TARGET GROU.P SPECIFIC CAMPS BY FLCs : Annexure-2 Part(B)  
 AS ON 30.06.2023

Bank Name	FLC Code	Sr. No. of Camp	Date of target specific camp (DD/MM/YYYY)	District	Block	Village	No Of Participants	Stakeholders present # indicate Y/N						Target Group Addressed (1. Farmers 2. Small Entrepreneurs 3. School Students 4. SHGs 5. Senior Citizen 6. Others)
								LDM	DDM	NG	Local Govt	SC	Others	
DAKSHIN BIHAR GRAMIN BANK	5101	18	18-04-2023	BHOJIPUR	KOLLWAR	JAMALPUR	23	N	N	N	N	N	Y	5
DAKSHIN BIHAR GRAMIN BANK	5101	19	26-04-2023	BHOJIPUR	GARHANI	DULARPUR	27	N	N	N	N	N	Y	2
DAKSHIN BIHAR GRAMIN BANK	5101	20	28-04-2023	BHOJIPUR	ARA	SANADIYA	38	N	N	N	N	N	Y	1
DAKSHIN BIHAR GRAMIN BANK	5101	21	16-05-2023	BHOJIPUR	PIRO	JITTAURA	34	N	N	N	N	N	Y	1
DAKSHIN BIHAR GRAMIN BANK	5101	22	17-05-2023	BHOJIPUR	BIHIYA	KATEYA	26	N	N	N	N	N	Y	1
DAKSHIN BIHAR GRAMIN BANK	5101	23	18-05-2023	BHOJIPUR	SHAHPUR	ITWA	23	N	N	N	N	N	Y	4
DAKSHIN BIHAR GRAMIN BANK	5101	24	19-05-2023	BHOJIPUR	SHAHPUR	BHARAJI	54	N	N	N	N	N	Y	2
DAKSHIN BIHAR GRAMIN BANK	5101	25	20-05-2023	BHOJIPUR	UDWANTNAGAR	UDWANTNAGAR	62	N	N	N	N	N	Y	1
DAKSHIN BIHAR GRAMIN BANK	5101	26	23-05-2023	BHOJIPUR	SHAHPUR	BELAUTI	38	N	N	N	N	N	Y	4
DAKSHIN BIHAR GRAMIN BANK	5101	27	26-05-2023	BHOJIPUR	ARA	SANADIYA	67	N	N	N	N	N	Y	1
DAKSHIN BIHAR GRAMIN BANK	5101	28	03-06-2023	BHOJIPUR	BIHIYA	BIHIYA	95	N	N	N	N	N	Y	4
DAKSHIN BIHAR GRAMIN BANK	5101	29	16-06-2023	BHOJIPUR	KOLLWAR	KULHARIYA	28	N	N	N	N	N	Y	2
DAKSHIN BIHAR GRAMIN BANK	5101	30	24-06-2023	BHOJIPUR	BARHARA	BARHARA	459	N	N	N	N	N	Y	3
DAKSHIN BIHAR GRAMIN BANK	5101	31	27-06-2023	BHOJIPUR	PIRO	BARAON	91	N	N	N	N	N	Y	4
DAKSHIN BIHAR GRAMIN BANK	5101	32	30-06-2023	BHOJIPUR	ARA	SANADIYA	32	N	N	N	N	N	Y	5
DAKSHIN BIHAR GRAMIN BANK	5901	136	25-04-2023	nawada	narhat	serainagar	31	N	N	N	N	N	Y	4
DAKSHIN BIHAR GRAMIN BANK	5901	137	06-04-2023	nawada	warsaliganj	berdha	35	N	N	N	N	N	Y	5
DAKSHIN BIHAR GRAMIN BANK	5901	139	28-04-2023	nawada	hisua	tungi	40	N	N	N	N	N	Y	6
DAKSHIN BIHAR GRAMIN BANK	5901	140	10-05-2023	nawada	roh	warsaliganj	47	N	N	N	N	N	Y	6
DAKSHIN BIHAR GRAMIN BANK	5901	141	11-05-2023	nawada	nardiganj	rupu	42	N	N	N	N	N	Y	1
DAKSHIN BIHAR GRAMIN BANK	5901	142	12-05-2023	nawada	meskaur	masourah	31	N	N	N	N	N	Y	6
DAKSHIN BIHAR GRAMIN BANK	5901	143	26-05-2023	nawada	hisua	launch	27	N	N	N	N	N	Y	1
DAKSHIN BIHAR GRAMIN BANK	5901	144	14-06-2023	NAWADA	hisua	chtraghatti	38	N	N	N	N	N	Y	6
DAKSHIN BIHAR GRAMIN BANK	5901	146	16-06-2023	NAWADA	sirdala	bha uahi	74	N	N	N	N	N	Y	6
DAKSHIN BIHAR GRAMIN BANK	5901	147	17-06-2023	NAWADA	pakribarawan	Khanpura,dhab	48	N	N	N	N	N	Y	1
DAKSHIN BIHAR GRAMIN BANK	6001	148	12-06-2023	PATNA	Patna Sadar	Detraul juri	42	N	N	N	N	N	Y	2
DAKSHIN BIHAR GRAMIN BANK	6001	149	13-06-2023	PATNA	Barh	Sonama	45	N	N	N	N	N	Y	3
DAKSHIN BIHAR GRAMIN BANK	6001	150	14-06-2023	PATNA	Bakhtyarpur	LaJma	50	N	N	N	N	N	Y	4
DAKSHIN BIHAR GRAMIN BANK	6001	151	15-06-2023	PATNA	fatuha	Mojipur	55	N	N	N	N	N	Y	5
DAKSHIN BIHAR GRAMIN BANK	6001	152	16-06-2023	PATNA	Sampatchak	Manoharpur	45	N	N	N	N	N	Y	1
DAKSHIN BIHAR GRAMIN BANK	6001	153	17-06-2023	PATNA	Bihta	Katesar	46	N	N	N	N	N	Y	6
DAKSHIN BIHAR GRAMIN BANK	6001	154	20-06-2023	PATNA	Danapur	Hathikand	52	N	N	N	N	N	Y	1
DAKSHIN BIHAR GRAMIN BANK	6001	155	21-06-2023	PATNA	Barh	Dakwaha Chak	50	N	N	N	N	N	Y	3
DAKSHIN BIHAR GRAMIN BANK	6001	156	22-06-2023	PATNA	Masaurhi	Darauki	55	N	N	N	N	N	Y	4
DAKSHIN BIHAR GRAMIN BANK	6001	157	23-06-2023	PATNA	Punpun	Bhagwanganj	75	N	N	N	N	N	Y	6
DAKSHIN BIHAR GRAMIN BANK	6001	158	26-03-2023	PATNA	Masaurhi	Pachheri More	55	N	N	N	N	N	Y	6
DAKSHIN BIHAR GRAMIN BANK	6001	159	27-06-2023	PATNA	Palliganj	Sikaria	49	N	N	N	N	N	Y	6
DAKSHIN BIHAR GRAMIN BANK	6001	160	28-06-2023	PATNA	Palliganj	Palliganj	55	N	N	N	N	N	Y	5
DAKSHIN BIHAR GRAMIN BANK	6001	161	30-06-2023	PATNA	Bikram	Bikram	70	N	N	N	N	N	Y	4
DAKSHIN BIHAR GRAMIN BANK	6701	162	10-04-2023	Rohtas	Dehri	Bastipur	46	N	N	N	N	N	Y	1
DAKSHIN BIHAR GRAMIN BANK	6701	163	11-04-2023	Rohtas	Chenari	Hata	40	N	N	N	N	N	Y	2
DAKSHIN BIHAR GRAMIN BANK	6701	164	12-04-2023	Rohtas	Nasriganj	Meuna	39	N	N	N	N	N	Y	6
DAKSHIN BIHAR GRAMIN BANK	6701	165	17-04-2023	Rohtas	Sasaram	Na'nauna	37	N	N	N	N	N	Y	5
DAKSHIN BIHAR GRAMIN BANK	6701	166	18-04-2023	Rohtas	Dinara	Basdha	42	N	N	N	N	N	Y	4
DAKSHIN BIHAR GRAMIN BANK	6701	167	19-04-2023	Rohtas	Dinara	Gari Bhasara	37	N	N	N	N	N	Y	1
DAKSHIN BIHAR GRAMIN BANK	6701	168	20-04-2023	Rohtas	Bikramganj	Du'gadhi	33	N	N	N	N	N	Y	2
DAKSHIN BIHAR GRAMIN BANK	6701	169	17-05-2023	Rohtas	Dchri	Khairaha	37	N	N	N	N	N	Y	3
DAKSHIN BIHAR GRAMIN BANK	6701	170	18-05-2023	Rohtas	Nokha	Kaifri	31	N	N	N	N	N	Y	2

ANNEX III- PART B QUARTERLY REPORT ON CONDUCT OF TARGET GROUP SPECIFIC CAMPS BY FLCs : Annexure-2 Part(B)  
AS ON 30.06.2023

Bank Name	FLC Code	Sr. No. of Camp	Date of target specific camp (DD/MM/YYYY)	District	Block	Village	No Of Participants	Stakeholders present (Indicate Y/N)	Target Group Addressed (1. Farmers 2. Small Entrepreneurs 3. School Students 4. SHGs 5. Senior Citizen 6. Others)
DAKSHIN BIHAR GRAMIN BANK	6701	171	19-05-2023	Rohas	Nokha	Milki	35	N N N N N N N N N N	4
DAKSHIN BIHAR GRAMIN BANK	6701	172	20-05-2023	Rohas	Rajpur	Harbanspur	44	N N N N N N N N N N	2
DAKSHIN BIHAR GRAMIN BANK	6701	173	22-05-2023	Rohas	Akhongola	Chappara	40	N N N N N N N N N N	5
DAKSHIN BIHAR GRAMIN BANK	6701	174	14-06-2023	Rohas	Bikramganj	Kanda Dih	38	N N N N N N N N N N	6
DAKSHIN BIHAR GRAMIN BANK	6701	175	15-06-2023	Rohas	Bikramganj	Dumariya	41	N N N N N N N N N N	6
DAKSHIN BIHAR GRAMIN BANK	6701	176	16-06-2023	Rohas	Nasriganj	Mamauli	34	N N N N N N N N N N	1
DAKSHIN BIHAR GRAMIN BANK	6701	177	17-06-2023	Rohas	Surajpura	Barun	35	N N N N N N N N N N	5
DAKSHIN BIHAR GRAMIN BANK	6701	178	19-06-2023	Rohas	Shreeganj	Milwar	43	N N N N N N N N N N	3
DAKSHIN BIHAR GRAMIN BANK	7100	47	13-04-2023	GAYA	PARAIYA	KAPSIYA	49	N N N N N N N N N N	4
DAKSHIN BIHAR GRAMIN BANK	7100	48	17-04-2023	GAYA	BODHGAYA	DIWAN	35	N N N N N N N N N N	4
DAKSHIN BIHAR GRAMIN BANK	7100	49	18-04-2023	GAYA	KHIJASARAI	KUWA	25	N N N N N N N N N N	1
DAKSHIN BIHAR GRAMIN BANK	7100	50	19-04-2023	GAYA	BODHGAYA	CHEKI	41	N N N N N N N N N N	3
DAKSHIN BIHAR GRAMIN BANK	7100	51	24-04-2023	GAYA	BARACHATTI	SOBH	58	N N N N N N N N N N	4
DAKSHIN BIHAR GRAMIN BANK	7100	52	27-04-2023	GAYA	DOBHI	AMARUTH	45	N N N N N N N N N N	4
DAKSHIN BIHAR GRAMIN BANK	7100	53	28-04-2023	GAYA	PARAIYA	PARAIYA	52	N N N N N N N N N N	3
DAKSHIN BIHAR GRAMIN BANK	7100	54	28-04-2023	GAYA	TOWN BLOCK CHAN	DURBE	45	N N N N N N N N N N	5
DAKSHIN BIHAR GRAMIN BANK	7100	55	09-05-2023	GAYA	TANKUPPA	BARTARA BAZAR	34	N N N N N N N N N N	2
DAKSHIN BIHAR GRAMIN BANK	7100	56	20-05-2023	GAYA	TOWN BLOCK CHAN	AP COLONY	48	N N N N N N N N N N	1
DAKSHIN BIHAR GRAMIN BANK	7100	57	03-06-2023	GAYA	TOWN BLOCK CHAN	AP COLONY	30	N N N N N N N N N N	4
DAKSHIN BIHAR GRAMIN BANK	7201	124	06-04-2023	Munger	Bariyarpur	Bachyarpur Nort	39	N N N N N N N N N N	3
DAKSHIN BIHAR GRAMIN BANK	7201	125	13-04-2023	Munger	Bariyarpur	Birda Dhyara	26	N N N N N N N N N N	1
DAKSHIN BIHAR GRAMIN BANK	7201	126	21-04-2023	Munger	Dharhara	Etwa	29	N N N N N N N N N N	2
DAKSHIN BIHAR GRAMIN BANK	7201	127	29-04-2023	Munger	Dharhara	Hemjapur	36	N N N N N N N N N N	5
DAKSHIN BIHAR GRAMIN BANK	7201	128	06-05-2023	Munger	Jamaipur	Bank	42	N N N N N N N N N N	4
DAKSHIN BIHAR GRAMIN BANK	7201	129	12-05-2023	Munger	Jamalpur	Parham	40	N N N N N N N N N N	1
DAKSHIN BIHAR GRAMIN BANK	7201	130	20-05-2023	Munger	Kharagpur	Goacida	39	N N N N N N N N N N	4
DAKSHIN BIHAR GRAMIN BANK	7201	131	25-05-2023	Munger	Kharagpur	Kauriya	34	N N N N N N N N N N	6
DAKSHIN BIHAR GRAMIN BANK	7201	132	03-06-2023	Munger	Sadar	Kanriya	45	N N N N N N N N N N	2
DAKSHIN BIHAR GRAMIN BANK	7201	133	09-06-2023	Munger	Sadar	Wal	42	N N N N N N N N N N	4
DAKSHIN BIHAR GRAMIN BANK	7201	134	17-06-2023	Munger	Dharhara	Orabagicha	26	N N N N N N N N N N	1
DAKSHIN BIHAR GRAMIN BANK	7201	135	23-06-2023	Munger	Dharhara	Sarabag	40	N N N N N N N N N N	1
DAKSHIN BIHAR GRAMIN BANK	7501	113	05-04-2023	Lakhisarai	Barahiya	Girjapur	47	N N N N N N N N N N	2
DAKSHIN BIHAR GRAMIN BANK	7501	114	10-05-2023	Lakhisarai	Lakhisarai	Bifka	54	N N N N N N N N N N	5
DAKSHIN BIHAR GRAMIN BANK	7501	115	05-06-2023	Lakhisarai	Ramgarh Chowk	gansanda	53	N N N N N N N N N N	2
DAKSHIN BIHAR GRAMIN BANK	7501	116	14-06-2023	Lakhisarai	Halsi	Bela	74	N N N N N N N N N N	4
DAKSHIN BIHAR GRAMIN BANK	7501	117	13-04-2023	Lakhisarai	Barahiya	Dumri	49	N N N N N N N N N N	1
DAKSHIN BIHAR GRAMIN BANK	7501	118	17-05-2023	Lakhisarai	Lakhisarai	Bilauri	41	N N N N N N N N N N	2
DAKSHIN BIHAR GRAMIN BANK	7501	119	21-06-2023	Lakhisarai	Surajgarha	Arna	34	N N N N N N N N N N	4
DAKSHIN BIHAR GRAMIN BANK	7501	120	21-04-2023	Lakhisarai	Ramgarh Chowk	Du-Ji	46	N N N N N N N N N N	1
DAKSHIN BIHAR GRAMIN BANK	7501	121	23-05-2023	Lakhisarai	Barahiya	Gaya Sarai	43	N N N N N N N N N N	2
DAKSHIN BIHAR GRAMIN BANK	7501	122	31-05-2023	Lakhisarai	Ramgarh Chowk	Bilb	82	N N N N N N N N N N	1
DAKSHIN BIHAR GRAMIN BANK	7501	123	21-06-2023	Lakhisarai	Barahiya	Da'apur	22	N N N N N N N N N N	2
DAKSHIN BIHAR GRAMIN BANK	8101	67	04-03-2023	Jahanabad	Jahanabad	Kumardih	31	N N N N N N N N N N	1
DAKSHIN BIHAR GRAMIN BANK	8101	68	04-06-2023	Jahanabad	Makhdumpur	Melathi	33	N N N N N N N N N N	3
DAKSHIN BIHAR GRAMIN BANK	8101	69	04-10-2023	Jahanabad	Makhdumpur	Sanen	36	N N N N N N N N N N	2
DAKSHIN BIHAR GRAMIN BANK	8101	70	15-04-2023	Jahanabad	Makhdumpur	Kalnapur	34	N N N N N N N N N N	1
DAKSHIN BIHAR GRAMIN BANK	8101	71	25-04-2023	Jahanabad	Makhdumpur	Bea Birra	32	N N N N N N N N N N	5
DAKSHIN BIHAR GRAMIN BANK	8101	72	05-05-2023	Jahanabad	Jahanabad	Kitari	29	N N N N N N N N N N	6
DAKSHIN BIHAR GRAMIN BANK	8101	73	05-08-2023	Jahanabad	Jahanabad	Sikriya	39	N N N N N N N N N N	2
DAKSHIN BIHAR GRAMIN BANK	8101	74	05-12-2023	Jahanabad	Ghosi	Ha'daspur	26	N N N N N N N N N N	1

ANNEX III- PART B													
QUARTERLY REPORT ON CONDUCT OF TARGET GROUP SPECIFIC CAMPS BY I Cs : Annexure-2 Part(B)													
AS ON 30.06.2023													
Bank Name	FLC Code	Sr. No. of Camp	Date of target specific camp (DD/MM/YYYY)	District	Block	Village	No Of Participants	Stakeholders present (Indicate Y/N)				Target Group Addressed (1. Farmers 2. Small Entrepreneurs 3. School Students 4. SHGs 5. Senior Citizen 6. Others)	
DAKSHIN BIHAR GRAMIN BANK	8101	75	15-05-2023	Jahanabad	Ghosi	Baitpur	28	N	N	N	Y	Y	2
DAKSHIN BIHAR GRAMIN BANK	8101	76	24-05-2023	Jahanabad	Ghosi	Bauri	42	N	N	N	Y	Y	3
DAKSHIN BIHAR GRAMIN BANK	8101	77	06-02-2023	Jahanabad	Kako	Bara	33	N	N	N	Y	Y	6
DAKSHIN BIHAR GRAMIN BANK	8101	78	06-06-2022	Jahanabad	Kako	Badrauna	36	N	N	N	Y	Y	1
DAKSHIN BIHAR GRAMIN BANK	8101	79	06-09-2023	Jahanabad	Kako	Dersaiya	38	N	N	N	Y	Y	5
DAKSHIN BIHAR GRAMIN BANK	8101	80	13-06-2023	Jahanabad	Kako	Khalispur	27	N	N	N	Y	Y	4
DAKSHIN BIHAR GRAMIN BANK	8101	81	16-06-2023	Jahanabad	Kako	Nerthue	39	N	N	N	Y	Y	1
UTTAR BIHAR GRAMIN BANK	4802	3	13-04-2023	SUPAUL	MARAUNA	MARAUNA	44	N	N	N	Y	Y	5,6
UTTAR BIHAR GRAMIN BANK	4802	4	13-04-2023	SUPAUL	TRIBENIGANJ	JADIAHAT	44	N	N	N	Y	Y	4
UTTAR BIHAR GRAMIN BANK	4802	5	13-04-2023	SUPAUL	SUPAUL	SUKHPLR	44	N	N	N	Y	Y	4
UTTAR BIHAR GRAMIN BANK	4802	6	13-04-2023	SUPAUL	BASANTPUR	BIRPUR	44	N	N	N	Y	Y	4
UTTAR BIHAR GRAMIN BANK	4802	7	21-04-2023	SUPAUL	RAGHOPUR	SIMRAHI BAZAR	44	N	N	N	Y	Y	4
UTTAR BIHAR GRAMIN BANK	4802	8	29-04-2023	SUPAUL	TRIBENIGANJ	BISHANPU DAULAT	44	N	N	N	Y	Y	4
UTTAR BIHAR GRAMIN BANK	4802	9	06-05-2023	SUPAUL	TRIBENIGANJ	PARSAGARHI	44	N	N	N	Y	Y	4
UTTAR BIHAR GRAMIN BANK	4802	24	09-06-2023	SUPAUL	MARAUNA	MARAUNA	42	N	N	N	Y	Y	5,6
UTTAR BIHAR GRAMIN BANK	4802	25	20-06-2023	SUPAUL	TRIBENIGANJ	JADIAHAT	43	N	N	N	Y	Y	4
UTTAR BIHAR GRAMIN BANK	4802	26	20-06-2023	SUPAUL	SUPAUL	SUKHPUR	41	N	N	N	Y	Y	4
UTTAR BIHAR GRAMIN BANK	4802	27	20-06-2023	SUPAUL	BASANTPUR	BIRPUR	45	N	N	N	Y	Y	4
UTTAR BIHAR GRAMIN BANK	4802	28	20-06-2023	SUPAUL	RAGHOPUR	SIMRAHI BAZAR	42	N	N	N	Y	Y	4
UTTAR BIHAR GRAMIN BANK	4802	29	20-06-2023	SUPAUL	RAGHOPUR	BISHANPU DAULAT	42	N	N	N	Y	Y	4
UTTAR BIHAR GRAMIN BANK	4802	30	20-06-2023	SUPAUL	TRIBENIGANJ	PARSAGARHI	44	N	N	N	Y	Y	4
UTTAR BIHAR GRAMIN BANK	4902	2	10-04-2023	KISHANGARH	NARPATGANJ	SONAPLR	41	N	N	N	Y	Y	1,2

## QUARTERLY REPORT ON CONDUCT OF TARGET GROUP SPECIFIC CAMPS BY FLCs - Annexure-2 Part(B)

AS ON 30.06.2023

Bank Name	FLC Code	No. of Camps	Date of target specific camp (DD/MM/YY)	District	Block	Village	No Of Participants	Stakeholders present (Indicate Y/N)						Target Group Addressed (1. Farmers 2. Small Enterpreneurs 3. School Students 4. SHGs 5. Senior Citizen 6. Others)	
UTTAR BIHAR GRAMIN BANK	5002	20	11-04-2023	Sitamarhi	Bathnaha	srisaiyal	46	N	N	N	N	N	N	Y	3
UTTAR BIHAR GRAMIN BANK	5002	21	13-04-2023	Sitamarhi	Dumra	Juhai	33	N	N	N	N	N	N	Y	1.5
UTTAR BIHAR GRAMIN BANK	5002	22	18-04-2023	Sitamarhi	Sursand	Sursand	33	N	N	N	N	N	N	Y	1
UTTAR BIHAR GRAMIN BANK	5302	1	12-06-2023	EAST CHAMPARAN	RAJEPUR	MEHSI	49	N	N	N	N	N	N	Y	5
UTTAR BIHAR GRAMIN BANK	5302	2	13-06-2023	EAST CHAMPARAN	ADAPUR	ALAPUR	60	N	N	N	N	N	N	Y	1
UTTAR BIHAR GRAMIN BANK	5302	3	14-06-2023	EAST CHAMPARAN	PATAHI	PATAHI	51	N	N	N	N	N	N	Y	4
UTTAR BIHAR GRAMIN BANK	5302	4	15-06-2023	EAST CHAMPARAN	TETARIA BAZAR	TETARIA BAZAR	63	N	N	N	N	N	N	Y	3
UTTAR BIHAR GRAMIN BANK	5302	5	20-06-2023	EAST CHAMPARAN	SANGRAMPUR	SANGRAMPUR	48	N	N	N	N	N	N	Y	2
UTTAR BIHAR GRAMIN BANK	5302	6	20-06-2023	EAST CHAMPARAN	RAGHUNATHPUR BA	SUGAULI	40	N	N	N	N	N	N	Y	1
UTTAR BIHAR GRAMIN BANK	5302	7	21-06-2023	EAST CHAMPARAN	INGLISH	PAHARIPUR	65	N	N	N	N	N	N	Y	4
UTTAR BIHAR GRAMIN BANK	5402	1	19-04-2023	Madhubani	Lakhnaur	Deep	50	N	N	N	N	N	N	Y	3
UTTAR BIHAR GRAMIN BANK	5402	2	25-05-2023	Madhubani	Jainagar	Dullipatti	60	N	N	N	N	N	N	Y	3
UTTAR BIHAR GRAMIN BANK	5402	3	28-05-2023	Madhubani	Jhanjharpur	Kothia	35	N	N	N	N	N	N	Y	1.5
UTTAR BIHAR GRAMIN BANK	5402	4	20-06-2023	Madhubani	Ladania	Gajhara	62	N	N	N	N	N	N	Y	4
UTTAR BIHAR GRAMIN BANK	5402	5	19-04-2023	MADHUBANI	Bisfi	Parsauni	45	N	N	N	N	N	N	Y	4
UTTAR BIHAR GRAMIN BANK	5402	6	10-04-2023	MADHUBANI	Relnagar	Sugautia	54	N	N	N	N	N	N	Y	3
UTTAR BIHAR GRAMIN BANK	5402	7	17-05-2023	MADHUBANI	Rehika	Bhauwara	58	N	N	N	N	N	N	Y	3
UTTAR BIHAR GRAMIN BANK	5402	8	14-06-2023	MADHUBANI	Bisfi	Bholparol	47	N	N	N	N	N	N	Y	4
UTTAR BIHAR GRAMIN BANK	5402	9	27-06-2023	MADHUBANI	MADHWAPUR	MADHWAPUR	52	N	N	N	N	N	N	Y	4
UTTAR BIHAR GRAMIN BANK	5702	1	10-05-2023	SIWAN	ANDAR	Singahi	36	N	N	N	N	N	N	Y	1.2
UTTAR BIHAR GRAMIN BANK	5702	2	04-05-2023	SIWAN	BARHARIA	BARHARIYA JAMO	48	N	N	N	N	N	N	Y	3
UTTAR BIHAR GRAMIN BANK	5702	3	18-05-2023	SIWAN	PACHRUKHI	Bharathpura	26	N	N	N	N	N	N	Y	4
UTTAR BIHAR GRAMIN BANK	5702	4	02-05-2023	SIWAN	RAGHUNATHPUR	Surabaila	30	N	N	N	N	N	N	Y	1
UTTAR BIHAR GRAMIN BANK	5702	5	04-05-2023	SIWAN	HUSSAINGANJ	Jurkan	31	N	N	N	N	N	N	Y	4
UTTAR BIHAR GRAMIN BANK	5702	6	10-05-2023	SIWAN	DARUNDA	Chintamanpur	46	N	N	N	N	N	N	Y	3
UTTAR BIHAR GRAMIN BANK	5702	9	03-05-2023	SIWAN	RAGHUNATHPUR	Deopur	29	N	N	N	N	N	N	Y	3
UTTAR BIHAR GRAMIN BANK	5702	8	06-06-2023	SIWAN	GORAIYA KOTHI	Pahleipur	22	N	N	N	N	N	N	Y	4
UTTAR BIHAR GRAMIN BANK	5702	9	11-06-2023	SIWAN	HASAMPURA	Wandrauli	38	N	N	N	N	N	N	Y	1.2
UTTAR BIHAR GRAMIN BANK	5702	10	07-06-2023	SIWAN	LAKARI NABIGANJ	Khawaspur	31	N	N	N	N	N	N	Y	4.5
UTTAR BIHAR GRAMIN BANK	5702	11	20-06-2023	SIWAN	MAHARAIGANJ	Balipatti	39	N	N	N	N	N	N	Y	1.5
UTTAR BIHAR GRAMIN BANK	5702	12	07-06-2023	SIWAN	ZIRADEI	Mivan Ke Bhat	29	N	N	N	N	N	N	Y	3
UTTAR BIHAR GRAMIN BANK	5702	13	08-06-2023	SIWAN	BARHARIA	Kutub Chhapra	21	N	N	N	N	N	N	Y	4
UTTAR BIHAR GRAMIN BANK	5702	14	21-06-2023	SIWAN	MAHARAIGANJ	Takipur	26	N	N	N	N	N	N	Y	4
UTTAR BIHAR GRAMIN BANK	6202	1	18-05-2023	MUZAFFARPUR	KURHANI	Mahant maniyar	42	N	N	N	N	N	N	Y	2
UTTAR BIHAR GRAMIN BANK	6202	2	20-05-2023	MUZAFFARPUR	KURHANI	Mishara maniyar	32	N	N	N	N	N	N	Y	3
UTTAR BIHAR GRAMIN BANK	6202	3	23-05-2023	MUZAFFARPUR	MARWAN	Dwarika nathpur	32	N	N	N	N	N	N	Y	5
UTTAR BIHAR GRAMIN BANK	6202	4	05-06-2023	MUZAFFARPUR	MUSHARI	Jmalabad	36	N	N	N	N	N	N	Y	3
UTTAR BIHAR GRAMIN BANK	6202	6	08-06-2023	MUZAFFARPUR	KURHANI	Teliya	38	N	N	N	N	N	N	Y	2
UTTAR BIHAR GRAMIN BANK	6202	7	12-06-2023	MUZAFFARPUR	MURHAUL	Habbipatti	45	N	N	N	N	N	N	Y	1
UTTAR BIHAR GRAMIN BANK	6202	8	14-06-2023	MUZAFFARPUR	KURHANI	Mahmadpur dmoda	41	N	N	N	N	N	N	Y	2
UTTAR BIHAR GRAMIN BANK	6202	9	16-06-2023	MUZAFFARPUR	MARWAN	Sahpur mitcha	34	N	N	N	N	N	N	Y	3
UTTAR BIHAR GRAMIN BANK	6202	10	17-06-2023	MUZAFFARPUR	SARAIYA	Dwarika nathpur	37	N	N	N	N	N	N	Y	4
UTTAR BIHAR GRAMIN BANK	6302	1	11-05-2023	Gopalganj	Sangwa Dih	Retanpur dih	42	N	N	N	N	N	N	Y	1
UTTAR BIHAR GRAMIN BANK	6302	2	16-05-2023	Gopalganj	Phunguni	Kuchayakote	37	N	N	N	N	N	N	Y	1.5
UTTAR BIHAR GRAMIN BANK	6302	3	18-05-2023	Gopalganj	Basidikhahas	Thawe	36	N	N	N	N	N	N	Y	3
UTTAR BIHAR GRAMIN BANK	6302	4	05-06-2023	Gopalganj	Piprahi	Uchkegan	40	N	N	N	N	N	N	Y	4
UTTAR BIHAR GRAMIN BANK	6302	5	07-06-2023	Gopalganj	Indawa Abdulla	Thawe	39	N	N	N	N	N	N	Y	4
UTTAR BIHAR GRAMIN BANK	6302	6	09-06-2023	Gopalganj	Saunhi Patti	Fulwaria	38	N	N	N	N	N	N	Y	5.6
UTTAR BIHAR GRAMIN BANK	6302	7	13-06-2023	Gopalganj	Dubaulia	Saunhi Patti	35	N	N	N	N	N	N	Y	1.2
UTTAR BIHAR GRAMIN BANK	6302	7	13-06-2023	Gopalganj	Dubaulia	Saunhi Patti	35	N	N	N	N	N	N	Y	4



ANNEX III - PART B

QUARTERLY REPORT ON CONDUCT OF TARGET GROUP SPECIFIC CAMPS BY FLCs : Annexure-2 Part(B)

Bank Name	FLC Code	No. of Camp	Date of target specific camp (DD/MM/YY)	District	Block	Village	No Of Participants	Stakeholders present (Indicate Y/N)	Target Group Addressed (1. Farmers 2. Small Entrepreneurs 3. School Students 4. SHGs 5. Senior Citizen 6. Others)
UTTAR BIHAR GRAMIN BANK	6302	8	15-06-2023	Gopalganj	Neori	Baraull	57	N N N N N N N N N N	3
UTTAR BIHAR GRAMIN BANK	6302	9	19-06-2023	Gopalganj	Djwa Jubaull	Balkundapur	38	N N N N N N N N N N	1.5
UTTAR BIHAR GRAMIN BANK	6302	10	22-06-2023	Gopalganj	Fusepur	Bhore	36	N N N N N N N N N N	4
UTTAR BIHAR GRAMIN BANK	6402	1	05-06-2023	West Champaran	malhulla	VISAMBHARPUR	50	N N N N N N N N N N	2
UTTAR BIHAR GRAMIN BANK	6402	2	12-05-2023	WEST CHAMPARAN	PIPRASI	PUMRI BHAGADWA	62	N N N N N N N N N N	4
UTTAR BIHAR GRAMIN BANK	6402	3	20-05-2023	West Champaran	RAMNAGAR	SAPAH MADHUBAN	54	N N N N N N N N N N	1
UTTAR BIHAR GRAMIN BANK	6402	4	26-05-2023	west champaran	BAGHA	BELWA MADANPUR	61	N N N N N N N N N N	1
UTTAR BIHAR GRAMIN BANK	6402	5	10-06-2023	west champaran	Bhakraha	BHUMNAGAR	63	N N N N N N N N N N	5
UTTAR BIHAR GRAMIN BANK	6402	6	10-06-2023	West Champaran	Baunaha	BITTI	63	N N N N N N N N N N	1
UTTAR BIHAR GRAMIN BANK	6402	7	10-06-2023	West Champaran	SIKTA	KATHIA MATHIA	54	N N N N N N N N N N	2
UTTAR BIHAR GRAMIN BANK	6402	8	17-06-2023	west champaran	gaunaha	MEHNAUL	54	N N N N N N N N N N	5
UTTAR BIHAR GRAMIN BANK	6402	9	17-06-2023	west champaran	vosapatti	NAWALPUR	69	N N N N N N N N N N	5
UTTAR BIHAR GRAMIN BANK	6402	10	17-06-2023	west champaran	CHANPATYA	SOMGARH SAMHAUT	52	N N N N N N N N N N	4
UTTAR BIHAR GRAMIN BANK	6402	11	17-06-2023	west champaran	BAIRIYA	TUMKARIYA	68	N N N N N N N N N N	4
UTTAR BIHAR GRAMIN BANK	6402	12	24-06-2023	west champaran	bagha	BAIRAGI SONWARS	52	N N N N N N N N N N	4
UTTAR BIHAR GRAMIN BANK	6402	13	24-06-2023	west champaran	bairiya	DAWARIYA	56	N N N N N N N N N N	2
UTTAR BIHAR GRAMIN BANK	6502	14	24-06-2023	west champaran	RAMNAGAR	MATHIA	56	N N N N N N N N N N	4
UTTAR BIHAR GRAMIN BANK	6502	4	02-06-2023	Sheohar	Tariyani	Bindawan	33	N N N N N N N N N N	4
UTTAR BIHAR GRAMIN BANK	6502	6	12-06-2023	Sheohar	Piprahi	Dhankaul	33	N N N N N N N N N N	1
UTTAR BIHAR GRAMIN BANK	6502	7	13-06-2023	Sheohar	Dumrikatsari	Dumrikatsari	33	N N N N N N N N N N	1
UTTAR BIHAR GRAMIN BANK	6502	14	16-05-2023	Sheohar	Piprahi	Piprahi	23	N N N N N N N N N N	3
UTTAR BIHAR GRAMIN BANK	6502	16	29-05-2023	Sheohar	Purnahiya	Purnahiya	37	N N N N N N N N N N	1
UTTAR BIHAR GRAMIN BANK	6502	19	11-04-2023	Sheohar	Tariyani	Samhuti bazar	41	N N N N N N N N N N	1
UTTAR BIHAR GRAMIN BANK	6502	23	18-04-2023	Sheohar	Sheohar	Tajpur	44	N N N N N N N N N N	4
UTTAR BIHAR GRAMIN BANK	6502	24	19-04-2023	Sheohar	Tariyani	Tariyani chowk	33	N N N N N N N N N N	4
UTTAR BIHAR GRAMIN BANK	6602	1	05-06-2023	SARAN	Mashrak	BANSOHI	53	N N N N N N N N N N	1.5
UTTAR BIHAR GRAMIN BANK	6602	2	08-06-2023	SARAN	Amnour	AMNOUR	53	N N N N N N N N N N	4
UTTAR BIHAR GRAMIN BANK	6602	3	08-06-2023	SARAN	Manjhi	KOHARA BAZAR	73	N N N N N N N N N N	1.2
UTTAR BIHAR GRAMIN BANK	6602	4	08-06-2023	SARAN	Sadar	CHAPRA	53	N N N N N N N N N N	4
UTTAR BIHAR GRAMIN BANK	6602	5	08-06-2023	SARAN	Amnour	SONHOSHO BAZA	63	N N N N N N N N N N	3
UTTAR BIHAR GRAMIN BANK	6602	6	08-06-2023	SARAN	Parca	BANALUTA	53	N N N N N N N N N N	1.6
UTTAR BIHAR GRAMIN BANK	6602	7	08-06-2023	SARAN	Baniapur	KAMITA BAZAR	53	N N N N N N N N N N	1.4
UTTAR BIHAR GRAMIN BANK	6602	8	08-06-2023	SARAN	Dariyapur	BARKA BANIA	53	N N N N N N N N N N	3
UTTAR BIHAR GRAMIN BANK	6602	9	08-06-2023	SARAN	Manjhi	SITALPUR	42	N N N N N N N N N N	4
UTTAR BIHAR GRAMIN BANK	6602	10	08-06-2023	SARAN	Garkha	MAHAMADA	43	N N N N N N N N N N	3
UTTAR BIHAR GRAMIN BANK	6602	11	12-06-2023	SARAN	Jalapur	SAKARDIH	53	N N N N N N N N N N	1.5
UTTAR BIHAR GRAMIN BANK	6602	12	20-06-2023	SARAN	Baniapur	SAHAITPUR	51	N N N N N N N N N N	3
UTTAR BIHAR GRAMIN BANK	6602	13	20-06-2023	SARAN	Mashrak	BAHADURPUR	42	N N N N N N N N N N	1.2
UTTAR BIHAR GRAMIN BANK	6602	14	23-06-2023	SARAN	Baniapur	BANJAPUR	48	N N N N N N N N N N	3
UTTAR BIHAR GRAMIN BANK	6602	15	30-06-2023	SARAN	Parca	LATRAHIYA	50	N N N N N N N N N N	1.5
UTTAR BIHAR GRAMIN BANK	6802	10	06-05-2023	MADHEPURA	KUMARKHAND	KUMARKHAND	44	N N N N N N N N N N	1
UTTAR BIHAR GRAMIN BANK	6802	11	06-05-2023	MADHEPURA	CHAUSA	KALASHAN	44	N N N N N N N N N N	1
UTTAR BIHAR GRAMIN BANK	6802	12	06-05-2023	MADHEPURA	ALAM NAGAR	ALAM NAGAR	44	N N N N N N N N N N	1
UTTAR BIHAR GRAMIN BANK	6802	13	06-05-2023	MADHEPURA	MURLIGANJ	MURLIGANJ	44	N N N N N N N N N N	1
UTTAR BIHAR GRAMIN BANK	6802	14	12-05-2023	MADHEPURA	CHAUSA	LAJA LAGAN	44	N N N N N N N N N N	1
UTTAR BIHAR GRAMIN BANK	6802	15	12-05-2023	MADHEPURA	ALAM NAGAR	KISHUNPUR RATWA	44	N N N N N N N N N N	1
UTTAR BIHAR GRAMIN BANK	6802	16	12-05-2023	MADHEPURA	KUMARKHAND	SIRIPUR	44	N N N N N N N N N N	3.6
UTTAR BIHAR GRAMIN BANK	7102	1	12-04-2023	KATIHAR	HASANGANJ	HASANGANJ	72	N N N N N N N N N N	4
UTTAR BIHAR GRAMIN BANK	7102	2	12-04-2023	KATIHAR	SAMELI	SAMELI	55	N N N N N N N N N N	1
UTTAR BIHAR GRAMIN BANK	7102	4	12-04-2023	KATIHAR	SAMELI	DUMAR	72	N N N N N N N N N N	3



<b>ANNEX III- PART C</b>			
<b>QUARTERLY REPORT ON CONDUCT OF CAMPS BY RURAL BRANCHES OF BANKS</b>			
<b>AS ON 30.06.2023</b>			
<b>Sr No.</b>	<b>District Name</b>	<b>No of rural branches in district</b>	<b>No of camps conducted during the quarter</b>
1	Araria	97	269
2	Arwal	45	114
3	Aurangabad	130	319
4	Banka	84	201
5	Begusarai	102	266
6	Bhagalpur	107	260
7	Bhojpur	127	388
8	Buxar	90	253
9	Darbhanga	143	282
10	East Champaran	141	290
11	Gaya	198	522
12	Gopalganj	123	288
13	Jamui	77	223
14	Jehanabad	67	181
15	Kaimur	89	251
16	Katihar	111	198
17	Khagaria	47	161
18	Kishanganj	64	145
19	Lakhisarai	49	153
20	Madhepura	71	173
21	Madhubani	129	296
22	Munger	118	220
23	Muzaffarpur	200	408
24	Nalanda	153	450
25	Nawada	73	223
26	Patna	234	636
27	Purnea	120	224
28	Rohtas	150	398
29	Saharsa	68	156
30	Samastipur	191	487
31	Saran	167	413
32	Sheikhpura	31	105
33	Sheohar	21	92
34	Sitamarhi	62	156
35	Siwan	133	310
36	Supaul	73	114
37	Vaishali	145	361
38	West Champaran	125	267
	<b>Total</b>	<b>4155</b>	<b>10253</b>

**LBS - MIS**

Statement showing Achievement vis-à-vis Targets under the Annual Credit Plan (ACP) for the quarter ended 30.06.2023

No. of accounts in actuals , Amount in thousands

Name of the State/Union Territory : SLBC BIHAR

Sr. No	Sector	ACP Target (Fixed)		Achievement		% Achievement		Amount O/s	
		No. of Acc.	Amount	No. of Acc.	Amount	No. of Acc.	Amount	No. of Acc.	Amount
<b>1</b>	<b>Priority Sector (1A+1B+1C+1D+1E+1F+1G+1H)</b>								
1A	Agriculture= 1A(i)+1A(ii)+1A (iii)	2484084	412506500	575313	74181800	23.16	17.98	2299693	277159500
	Farm Credit	2249101	337122400	547587	60716200	24.35	18.01	2137532	223638600
	Agriculture Infrastructure	129589	35076500	298	1603100	0.23	4.57	4019	4777200
	Ancillary Activities	105394	40307600	27428	11862500	26.02	29.43	158142	48743700
	<i>Out of 1A(iii) above, loans upto 50 crore to Start-ups engaged in Agri &amp; Allied services</i>	0	0	0	0	0.00	0.00	0	0
	<i>Out of Agriculture, loans to Small &amp; Marginal Farmers</i>	0	0	457887	59915400	0.00	0.00	1676791	162768400
<b>1B</b>	<b>MSMEs = 1B(i)+1B(ii)+1B(iii)+1B (iv)</b>	2633395	596311600	725155	168833000	8.55	28.31	664706	313868000
1B(i)	Micro Enterprises (Manufacturing + Service) (including Khadi & Village Industries)	1101293	244489900	137194	92976600	12.46	38.03	603364	202985300
1B(ii)	Small Enterprises (Manufacturing + Service)	286504	95409100	11482	33435300	4.01	35.04	46427	78352200
1B(iii)	Medium Enterprises (Manufacturing + Service)	6269	30854600	571	9974600	9.11	32.33	2050	28042500
1B(iv)	Other finance to MSMEs (As indicated in Master Direction on PSL)	1239329	225558000	75908	32446500	6.12	14.38	12865	4488000
	<i>Out of 1B(iv) above, loans upto 50 crores to Start-ups</i>	0	0	0	0	0.00	0.00	0	0
<b>1C</b>	<b>Export Credit</b>	0	0	0	0	0.00	0.00	0	0
<b>1D</b>	<b>Education</b>	30042	17990800	10267	2527100	34.18	14.05	65428	20370800
<b>1E</b>	<b>Housing</b>	26322	31565400	18121	13699600	68.84	43.40	91465	91942400
<b>1F</b>	<b>Social Infrastructure</b>	40372	15944600	17	3900	0.04	0.02	202	88000
<b>1G</b>	<b>Renewable Energy</b>	35564	2134400	5	1400	0.01	0.07	125	85700
<b>1H</b>	<b>Others</b>	569596	34176800	28564	15060900	5.01	44.07	55818	18173600
	<i>Out of 1H above, loans upto 50 crore to Start-ups (other than Agri/ MSME)</i>	0	0	0	0	0.00	0.00	0	0
<b>2</b>	<b>Sub total Priority Sector Lending = 1A+1B+1C+1D+1E+1F+1G+1H</b>	5819375	1110630100	857442	274307700	14.73	24.70	3177437	721688000
<b>3</b>	<b>Loans to weaker Sections under PSL</b>	0	0	164856	17047800	0.00	0.00	1832736	198617300
	<i>Out of 3 above, loans to individual women beneficiaries up to ₹1 lakh</i>	0	0	22701	3077000	0.00	0.00	272699	16578800
<b>4</b>	<b>Non-Priority Sector (4A+4B+4C+4D+4E)</b>								
4A	Agriculture	0	0	33519	16699900	0.00	0.00	25620	26947900
4B	Education	1725	3803600	1368	1775000	79.30	46.67	9347	3247700
4C	Housing	4834	15193500	4479	9359000	92.66	61.60	48511	112738500
4D	Personal Loans under Non-Priority Sector	475691	98942300	173065	76336200	36.38	77.15	812020	403065100
4E	Others	1261345	262364500	39141	68251400	3.10	26.01	312864	207595000
<b>5</b>	<b>Sub-total Non-Priority Sector Lending = 4A+4B+4C+4D+4E</b>	1743595	380303900	251572	172421500	14.43	45.34	1208362	753594200
	<b>Total = 2+5</b>	7562970	1490934000	1109014	446729200	14.66	29.96	4385799	1475282200

**LBS - MIS**

**Statement showing Achievement vis-à-vis Targets under the Annual Credit Plan (ACP) for the quarter ended 30.06.2023**

No. of accounts in actuals, Amount in thousands

Name of the State/Union Territory : SLBC BIHAR

Sr. No	Sector	<b>(B) Private Sector Banks</b>									
		ACP Target (Fixed)		Achievement		% Achievement		Amount O/s		Amount	
		No. of Acc.	Amount	No. of Acc.	Amount	No. of Acc.	Amount	No. of Acc.	Amount	No. of Acc.	Amount
<b>1</b>	<b>Priority Sector (1A+1B+1C+1D+1E+1F+1G+1H)</b>	<b>0</b>									
1A	Agriculture= 1A(i)+1A(ii)+1A (iii)	951952	176838800	1226423	45574200	128.83	25.77	4748886	167219900		
1A(i)	Farm Credit	540660	90074300	837421	38970000	154.89	43.26	4685391	158695900		
1A(ii)	Agriculture Infrastructure	32959	9462600	9621	393000	29.19	4.15	8259	779800		
1A(iii)	Ancillary Activities	378333	77301900	379381	6211000	100.28	8.03	55236	7744200		
	<i>Out of 1A(iii) above, loans upto 50 crore to Start-ups engaged in Agri &amp; Allied services</i>	0	0	0	0	0.00	0.00	176	63100		
	<i>Out of Agriculture, loans to Small &amp; Marginal Farmers</i>	0	0	18397	1627500	0.00	0.00	1336993	42954000		
<b>1B</b>	<b>MSMEs = 1B(i)+1B(ii)+1B(iii)+1B(iv)</b>	949814	215077800	26970	85692900	2.84	39.84	242501	118305800		
1B(i)	Micro Enterprises (Manufacturing + Service) (including Khadi & Village Industries)	397202	88180600	22253	38405800	5.60	43.55	233481	59355600		
1B(ii)	Small Enterprises (Manufacturing + Service)	103328	34412000	4020	33964400	3.89	98.70	7558	43099200		
1B(iii)	Medium Enterprises (Manufacturing + Service)	2267	11129100	589	13235400	25.98	118.93	1349	15671800		
1B(iv)	Other finance to MSMEs (As indicated in Master Direction on PSL)	447017	81356100	108	87300	0.02	0.11	113	179200		
	<i>Out of 1B(iv) above, loans upto 50 crores to Start-ups</i>	0	0	0	0	0.00	0.00	396	269200		
<b>1C</b>	<b>Export Credit</b>	0	0	0	0	0.00	0.00	0	0		
1D	Education	5014	2999900	351	130200	7.00	4.34	2300	721000		
1E	Housing	1539	1835300	887	424500	57.63	23.12	6972	8000200		
1F	Social Infrastructure	2779	1095300	250	3200	9.00	0.29	429	38700		
1G	Renewable Energy	6031	361600	0	0	0.00	0.00	0	0		
1H	Others	393708	53622300	591240	6175000	110.91	11.52	1115262	43579700		
	<i>Out of 1H above, loans upto 50 crore to Start-ups (other than Agri/ MSME)</i>	0	0	0	0	0.00	0.00	0	0		
<b>2</b>	<b>Sub total Priority Sector Lending = 1A+1B+1C+1D+1E+1F+1G+1H</b>	2810837	451831000	2246121	137999600	79.91	30.54	6116350	337865300		
3	Loans to weaker Sections under PSL	0	0	1014488	44064200	0.00	0.00	5834797	155820100		
	<i>Out of 3 above, loans to individual women beneficiaries up to ₹1 lakh</i>	0	0	134987	5887400	0.00	0.00	858178	24058100		
<b>4</b>	<b>Non-Priority Sector (4A+4B+4C+4D+4E)</b>										
4A	Agriculture	0	0	180	233200	0.00	0.00	186	251300		
4B	Education	1085	2371700	30	43000	2.76	1.81	127	257600		
4C	Housing	3025	9516000	1073	2778600	35.47	29.20	6771	20576900		
4D	Personal Loans under Non-Priority Sector	296621	61698400	20679	10053700	6.97	16.29	119784	49862600		
4E	Others	671289	139628000	647578	105385100	96.47	75.48	1830014	221441200		
<b>5</b>	<b>Sub-total Non-Priority Sector Lending = 4A+4B+4C+4D+4E</b>	572020	213214100	669540	118493600	68.88	55.57	1956882	292389600		
	<b>Total = 2+5</b>	3782857	665045100	2915661	256493200	77.08	38.57	8073232	630254900		

**LBS - MIS**

**Statement showing Achievement vis-à-vis Targets under the Annual Credit Plan (ACP) for the quarter ended 30.06.2023**

No. of accounts in actuals , Amount in thousands

Name of the State/Union Territory : SLBC BIHAR

Sr. No	Sector	ACP Target (Fixed)		Achievement		% Achievement		Amount O/s	
		No. of Acc.	Amount	No. of Acc.	Amount	No. of Acc.	Amount	No. of Acc.	Amount
<b>1</b>	<b>Priority Sector (1A+1B+1C+1D+1E+1F+1G+1H)</b>	<b>295910</b>	<b>47523800</b>	<b>7768</b>	<b>313600</b>	<b>2.63</b>	<b>0.66</b>	<b>502267</b>	<b>60178300</b>
1A	Agriculture= 1A(i)+1A(ii)+1A (iii)	280530	40641400	7768	313600	2.77	0.77	502267	60178300
1A(i)	Farm Credit	10329	3299000	0	0	0.00	0.00	0	0
1A(ii)	Agriculture Infrastructure	5051	3583400	0	0	0.00	0.00	0	0
1A(iii)	Ancillary Activities	0	0	0	0	0.00	0.00	0	0
	<i>Out of 1A(iii) above, loans upto 50 crore to Start-ups engaged in Agri &amp; Allied services</i>	0	0	0	0	0.00	0.00	0	0
	<i>Out of Agriculture, loans to Small &amp; Marginal Farmers</i>	0	0	7768	313600	0.00	0.00	494499	59864700
<b>1B</b>	<b>MSMEs = 1B(i)+1B(ii)+1B(iii)+1B(iv)</b>	<b>0</b>	<b>0</b>	<b>0</b>	<b>0</b>	<b>0.00</b>	<b>0.00</b>	<b>0</b>	<b>0</b>
1B(i)	Micro Enterprises (Manufacturing + Service) (Including Khadi & Village Industries)	0	0	0	0	0.00	0.00	0	0
1B(ii)	Small Enterprises (Manufacturing + Service)	0	0	0	0	0.00	0.00	0	0
1B(iii)	Medium Enterprises (Manufacturing + Service)	0	0	0	0	0.00	0.00	0	0
1B(iv)	Other finance to MSMEs (As indicated in Master Direction on PSL)	0	0	0	0	0.00	0.00	0	0
	<i>Out of 1B(iv) above, loans upto 50 crores to Start-ups</i>	0	0	0	0	0.00	0.00	0	0
1C	Export Credit	0	0	0	0	0.00	0.00	0	0
1D	Education	62	36100	0	0	0.00	0.00	0	0
1E	Housing	0	0	0	0	0.00	0.00	0	0
1F	Social Infrastructure	0	0	0	0	0.00	0.00	0	0
1G	Renewable Energy	0	0	0	0	0.00	0.00	0	0
1H	Others	234297	14057700	585	671800	0.25	4.78	3953	3993000
	<i>Out of 1H above, loans upto 50 crore to Start-ups (other than Agri/ MSME)</i>	0	0	0	0	0.00	0.00	0	0
<b>2</b>	<b>Sub total Priority Sector Lending = 1A+1B+1C+1D+1E+1F+1G+1H</b>	<b>530269</b>	<b>61617600</b>	<b>8353</b>	<b>985400</b>	<b>1.58</b>	<b>1.60</b>	<b>506220</b>	<b>64171300</b>
3	Loans to weaker Sections under PSL	0	0	0	0	0.00	0.00	0	0
	<i>Out of 3 above, loans to individual women beneficiaries up to ₹1 lakh</i>	0	0	0	0	0.00	0.00	0	0
<b>4</b>	<b>Non-Priority Sector (4A+4B+4C+4D+4E)</b>	<b>0</b>	<b>0</b>	<b>0</b>	<b>0</b>	<b>0.00</b>	<b>0.00</b>	<b>0</b>	<b>0</b>
4A	Agriculture	1	1200	0	0	0.00	0.00	0	0
4B	Education	2	6500	12	12500	600.00	192.31	1493	205100
4C	Housing	202	42500	135	28000	66.83	65.88	2929	374500
4D	Personal Loans under Non-Priority Sector	540	113300	38	7700	7.04	6.80	1281	141300
4E	Others	745	163500	185	48200	24.83	29.48	5703	720900
<b>5</b>	<b>Sub-total Non-Priority Sector Lending = 4A+4B+4C+4D+4E</b>	<b>531014</b>	<b>61781100</b>	<b>8538</b>	<b>1033600</b>	<b>1.61</b>	<b>1.67</b>	<b>511923</b>	<b>64892200</b>
	<b>Total = 2+5</b>								

**LBS - MIS**

**Statement showing Achievement vis-à-vis Targets under the Annual Credit Plan (ACP) for the quarter ended 30.06.2023**

No. of accounts in actuals , Amount in thousands

Sr. No	Sector	ACP Target (Fixed)		Achievement		% Achievement		Amount O/s	
		No. of Acc.	Amount	No. of Acc.	Amount	No. of Acc.	Amount	No. of Acc.	Amount
<b>1</b>	<b>Priority Sector (1A+1B+1C+1D+1E+1F+1G+1H)</b>								
1A	Agriculture = 1A(i)+1A(ii)+1A (iii)	1557349	248614600	355213	47746400	22.81	19.20	2160831	165638100
	Farm Credit	1488160	219919100	355213	47746400	23.87	21.71	2160579	165612000
	Agriculture Infrastructure	52829	16192400	0	0	0.00	0.00	55	9300
	Ancillary Activities	16360	12503100	0	0	0.00	0.00	197	16800
	<i>Out of 1A(iii) above, loans upto 50 crore to Start-ups engaged in Agri &amp; Allied services</i>	0	0	0	0	0.00	0.00	0	0
	<i>Out of Agriculture, loans to Small &amp; Marginal Farmers</i>	0	0	355213	47746400	0.00	0.00	1946833	84660800
<b>1B</b>	<b>MSMEs = 1B(i)+1B(ii)+1B(iii)+1B(iv)</b>	257509	58310000	5091	2430600	1.93	4.17	495874	53168700
1B(i)	Micro Enterprises (Manufacturing + Service) (including Khadi & Village Industries)	107689	23906700	5067	2416800	4.71	10.15	495874	53168700
1B(ii)	Small Enterprises (Manufacturing + Service)	28017	9329700	0	0	0.00	0.00	0	0
1B(iii)	Medium Enterprises (Manufacturing + Service)	615	3017300	0	0	0.00	0.00	0	0
1B(iv)	Other finance to MSMEs (As indicated in Master Direction on PSL)	121188	22056300	24	3800	0.02	0.02	0	0
	<i>Out of 1B(iv) above, loans upto 50 crores to Start-ups</i>	0	0	0	0	0.00	0.00	0	0
1C	Export Credit	0	0	0	0	0.00	0.00	0	0
1D	Education	888	529600	29	5400	3.27	1.02	8048	2266500
1E	Housing	605	723700	431	591800	71.24	81.77	5794	3126400
1F	Social Infrastructure	316	124700	0	0	0.00	0.00	0	0
1G	Renewable Energy	856	51500	0	0	0.00	0.00	265	8000
1H	Others	706	42500	61	28700	8.64	67.53	5740	1939300
	<i>Out of 1H above, loans upto 50 crore to Start-ups (other than Agri/ MSME)</i>	0	0	0	0	0.00	0.00	0	0
<b>2</b>	<b>Sub total Priority Sector Lending = 1A+1B+1C+1D+1E+1F+1G+1H</b>	1818229	308396600	360825	50802900	19.84	16.47	2676552	226147000
3	Loans to weaker Sections under PSL	0	0	1199458	108863800	0.00	0.00	2048473	172270100
	<i>Out of 3 above, loans to individual women beneficiaries up to ₹1 lakh</i>	0	0	26959	2257800	0.00	0.00	392731	37528700
<b>4</b>	<b>Non-Priority Sector (4A+4B+4C+4D+4E)</b>								
4A	Agriculture	0	0	0	0	0.00	0.00	0	0
4B	Education	17	40300	0	0	0.00	0.00	7	21700
4C	Housing	48	161100	22	54000	45.83	33.52	2188	3599700
4D	Personal Loans under Non-Priority Sector	5035	1047300	295	154200	5.86	14.72	6942	1363100
4E	Others	13367	2779700	2703	747500	20.22	26.89	31123	4693700
<b>5</b>	<b>Sub-total Non-Priority Sector Lending = 4A+4B+4C+4D+4E</b>	18467	4028400	3020	955700	16.35	23.72	40260	9678200
	<b>Total = 2+5</b>	<b>1835696</b>	<b>312425000</b>	<b>363845</b>	<b>52758600</b>	<b>19.81</b>	<b>16.57</b>	<b>2716812</b>	<b>235825200</b>

LBS - MIS

Statement showing Achievement vis-à-vis Targets under the Annual Credit Plan (ACP) for the quarter ended 30.06.2023

No. of accounts in actuals , Amount in thousands

Name of the State/Union Territory : SLBC BIHAR

Sr. No	Sector	(E) Small Finance Bank							
		ACP Target (Fixed)		Achievement		% Achievement		Amount O/s	
		No. of Acc.	Amount	No. of Acc.	Amount	No. of Acc.	Amount	No. of Acc.	Amount
<b>1</b>	<b>Priority Sector (1A+1B+1C+1D+1E+1F+1G+1H)</b>								
1A	Agriculture= 1A(i)+1A(ii)+1A (iii)	305295	56016300	182417	9835900	59.75	17.56	1233696	44919900
1A(i)	Farm Credit	291525	50170300	182417	9835900	62.57	19.61	1233696	44919900
1A(ii)	Agriculture Infrastructure	9555	3132500	0	0	0.00	0.00	0	0
1A(iii)	Ancillary Activities	4215	2713500	0	0	0.00	0.00	0	0
	<i>Out of 1A(iii) above, loans upto 50 crore to Start-ups engaged in Agri &amp; Allied services</i>	0	0	0	0	0.00	0.00	0	0
	<i>Out of Agriculture, loans to Small &amp; Marginal Farmers</i>	0	0	5599	291400	0.00	0.00	1118515	40945100
<b>1B</b>	<b>MSMEs = 1B(i)+1B(ii)+1B(iii)+1B(iv)</b>	110851	25100600	3677	714200	3.32	2.85	20934	4935800
1B(i)	Micro Enterprises (Manufacturing + Service) (including Khadi & Village Industries)	46368	10292100	3669	702900	7.91	6.83	20880	4748100
1B(ii)	Small Enterprises (Manufacturing + Service)	12053	4016300	8	11300	0.07	0.28	48	182100
1B(iii)	Medium Enterprises (Manufacturing + Service)	264	1297900	0	0	0.00	0.00	6	5600
1B(iv)	Other finance to MSMEs (As indicated in Master Direction on PSL)	52166	9494300	0	0	0.00	0.00	0	0
	<i>Out of 1B(iv) above, loans upto 50 crores to Start-ups</i>	0	0	0	0	0.00	0.00	0	0
1C	Export Credit	0	0	0	0	0.00	0.00	0	0
1D	Education	371	217400	0	0	0.00	0.00	2	100
1E	Housing	575	689300	693	105200	120.52	15.26	3213	731600
1F	Social Infrastructure	754	296600	0	0	0.00	0.00	1941	12000
1G	Renewable Energy	1341	80300	0	0	0.00	0.00	0	0
1H	Others	277067	16624200	70525	3893300	25.45	23.42	496837	20210900
	<i>Out of 1H above, loans upto 50 crore to Start-ups (other than Agri/MSME)</i>	0	0	0	0	0.00	0.00	0	0
<b>2</b>	<b>Sub total Priority Sector Lending = 1A+1B+1C+1D+1E+1F+1G+1H</b>	696254	99024700	257312	14548600	36.96	14.69	1756623	70810300
3	Loans to weaker Sections under PSL	0	0	220718	11902300	0.00	0.00	1715107	61207500
	<i>Out of 3 above, loans to individual women beneficiaries up to ₹1 lakh</i>	0	0	156928	8442200	0.00	0.00	1082920	39054400
<b>4</b>	<b>Non-Priority Sector (4A+4B+4C+4D+4E)</b>								
4A	Agriculture	0	0	2	100	0.00	0.00	45	2300
4B	Education	5	8800	0	0	0.00	0.00	0	0
4C	Housing	14	42200	122	143700	871.43	340.52	1222	1060500
4D	Personal Loans under Non-Priority Sector	1109	232000	290	26100	26.15	11.25	537	60600
4E	Others	9650	2007100	9269	896900	96.05	44.69	29734	2462500
<b>5</b>	<b>Sub-total Non-Priority Sector Lending = 4A+4B+4C+4D+4E</b>	10778	2290100	9683	1066800	89.84	46.58	31538	3585900
	<b>Total = 2+5</b>	<b>707032</b>	<b>101314800</b>	<b>266995</b>	<b>15615400</b>	<b>37.76</b>	<b>15.41</b>	<b>1788161</b>	<b>74396200</b>



**LBS - MIS**

**Statement showing Achievement vis-à-vis Targets under the Annual Credit Plan (ACP) for the quarter ended 30.06.2023**

Name of the State/Union Territory : SLBC BIHAR No. of accounts in actuals , Amount in thousands

Sr. No	Sector	Total (A+B+C+D+E)									
		ACP Target (Fixed)		Achievement		% Achievement		Amount		Amount O/s	
		No. of Acc.	Amount	No. of Acc.	Amount	No. of Acc.	Amount	No. of Acc.	Amount	No. of Acc.	Amount
<b>1</b>	<b>Priority Sector (1A+1B+1C+1D+1E+1F+1G+1H)</b>	<b>0</b>									
1A	Agriculture= 1A(i)+1A(ii)+1A (iii)	5594590	9415000000	2347134	177651700	41.95	18.87	10945373	715115700		
1A(i)	Farm Credit	4849976	737927500	1930406	157582100	39.80	21.35	10719465	653044700		
1A(ii)	Agriculture Infrastructure	235261	67163000	9919	1995100	4.22	2.97	12333	5566300		
1A(iii)	Ancillary Activities	509353	136409500	406809	18073500	79.87	13.25	213575	56504700		
	<i>Out of 1A(iii) above, loans upto 50 crore to Start-ups engaged in Agri &amp; Allied services</i>	0	0	0	0	0.00	0.00	176	63100		
	<i>Out of Agriculture, loans to Small &amp; Marginal Farmers</i>	0	0	844864	109894300	0.00	0.00	6573537	391193000		
<b>1B</b>	<b>MSMEs = 1B(i)+1B(ii)+1B(iii)+1B(iv)</b>	3951569	894800000	260893	257670700	6.60	28.80	1424015	490278300		
1B(i)	Micro Enterprises (Manufacturing + Service) (including Khadi & Village Industries)	162552	366869300	168183	134512100	10.18	36.66	1353599	320257700		
1B(ii)	Small Enterprises (Manufacturing + Service)	429902	143167100	15510	67411000	3.61	47.09	54053	121633500		
1B(iii)	Medium Enterprises (Manufacturing + Service)	9415	46298900	1160	23210000	12.32	50.13	3405	43719900		
1B(iv)	Other finance to MSMEs (As indicated in Master Direction on PSL)	1859700	338464700	76040	32537600	4.09	9.61	12978	4667200		
	<i>Out of 1B(iv) above, loans upto 50 crores to Start-ups</i>	0	0	0	0	0.00	0.00	396	269200		
1C	Export Credit	0	0	0	0	0.00	0.00	0	0		
1D	Education	36377	21773800	10647	2662700	29.27	12.23	75778	23358400		
1E	Housing	29041	34813700	20132	14820900	69.32	42.57	107444	103800600		
1F	Social Infrastructure	44221	17461200	267	7100	0.60	0.04	2572	138700		
1G	Renewable Energy	43792	2627800	5	1400	0.01	0.05	390	93700		
1H	Others	1975374	118523500	1090975	25829700	55.23	21.79	1677610	87896500		
	<i>Out of 1H above, loans upto 50 crore to Start-ups (other than Agri/ MSME)</i>	0	0	0	0	0.00	0.00	0	0		
<b>2</b>	<b>Sub total Priority Sector Lending = 1A+1B+1C+1D+1E+1F+1G+1H</b>	11674964	2031500000	3730053	478644200	31.95	23.56	14233182	1420681900		
3	Loans to weaker Sections under PSL	0	0	2599520	181878100	0.00	0.00	11431113	587915000		
	<i>Out of 3 above, loans to individual women beneficiaries up to ₹1 lakh</i>	0	0	341575	19664400	0.00	0.00	2606528	117220000		
<b>4</b>	<b>Non-Priority Sector (4A+4B+4C+4D+4E)</b>										
4A	Agriculture	0	0	33701	16933200	0.00	0.00	25851	27201500		
4B	Education	2833	6225600	1398	1818000	49.35	29.20	9481	3527000		
4C	Housing	7923	24919300	5708	12347800	72.04	49.55	60185	138180700		
4D	Personal Loans under Non-Priority Sector	778658	161962500	194464	86598200	24.97	53.47	942212	454725900		
4E	Others	1956191	406892600	698729	175288600	35.72	43.08	2205016	436333700		
<b>5</b>	<b>Sub-total Non-Priority Sector Lending = 4A+4B+4C+4D+4E</b>	2745605	600000000	934000	292985800	34.02	48.83	3242745	1059968800		
	<b>Total = 2+5</b>	14420569	2631500000	4664053	771630000	32.34	29.32	17475927	2480650700		

STATE LEVEL BANKERS' COMMITTEE BIHAR, PATNA (CONVENOR- STATE BANK OF INDIA) FY : 2023-24														
KCC ANIMAL HUSBANDRY SATURATION DATA (BANK WISE) UPTO 30.06.2023														
Sr.No.	Bank Name	Received	Accepted	Sanctioned	Sanctioned (%)	Total Rejected/Returned	Returned/Rejected (%)	Pendency more than 15 days	Cumulative Data (Number)					
									Received	Accepted	Sanctioned	Sanctioned (%)	Total Rejected/Returned	Returned/Rejected (%)
1	Bank of Baroda	12755	12430	3390	27.27	8653	69.61	353						
2	Bank of India	15586	15400	7032	45.66	8216	53.35	74						
3	Bank of Maharashtra	44	43	8	18.60	35	81.40	0						
4	Canara Bank	5624	5536	2550	46.06	2885	52.11	78						
5	Central Bank of India	29623	29298	6295	21.49	22523	76.88	359						
6	Cooperative Bank	1358	1352	305	22.56	925	68.42	116						
7	IDBI Bank Ltd.	606	606	24	3.96	342	56.44	229						
8	Indian Bank	9309	9122	2460	26.97	6593	72.28	39						
9	Indian Overseas Bank	477	477	65	13.63	302	63.31	109						
10	J & K Bank	0	0	0	0.00	0	0.00	0						
11	Punjab & Sind Bank	15	15	2	13.33	12	80.00	1						
12	Punjab National Bank	47036	45291	11670	25.77	32993	72.85	433						
13	State Bank of India	52170	51225	11365	22.19	39416	76.95	177						
14	UCO Bank	9737	8843	2527	28.58	6222	70.36	40						
15	Union Bank of India	6459	6282	1151	18.32	4754	75.68	347						
	<b>Grand Total</b>	<b>190799</b>	<b>185920</b>	<b>48844</b>	<b>26.27</b>	<b>133871</b>	<b>72.00</b>	<b>2355</b>						

STATE LEVEL BANKERS' COMMITTEE BIHAR, PATNA								
(CONVENOR- STATE BANK OF INDIA) FY : 2023-24								
KCC ANIMAL HUSBANDRY SATURATION DATA DISTRICT WISE UPTO 30.06.2023								
Cummulative Data (Number)								
Sr.No.	District Name	Received	Accepted	Sanctioned	Sanctioned (%)	Total Rejected/Returned	Rejected/Returned (%)	Pendency more than 15 days
1	Arzria	6180	5501	1226	22.29	4214	76.60	61
2	Arwal	1017	1017	278	27.34	697	68.53	33
3	Aurangabad	2103	1985	960	48.36	1021	51.44	4
4	Banka	5978	5978	1661	27.79	4223	70.64	71
5	Begusarai	6127	4977	1687	33.90	3217	64.64	44
6	Bhagalpur	6959	6959	1861	26.74	4982	71.59	101
7	Bhojpur	4433	4422	1004	22.70	3391	76.68	27
8	Buxar	6083	6081	1537	25.28	4507	74.12	37
9	Darbhanga	6209	6209	1763	28.39	4344	69.96	86
10	Gaya	9078	7868	2186	27.78	5642	71.71	30
11	Gopalganj	2877	2877	1027	35.70	1710	59.44	68
12	Jamui	4085	3975	771	19.40	3163	79.57	21
13	Jehanabad	3778	3772	1467	38.89	2292	60.76	0
14	Kaimur (Bhabua)	3220	3220	991	30.78	2222	69.01	7
15	Katihar	4672	4672	1040	22.26	3456	73.97	121
16	Khagaria	4348	4348	747	17.18	3485	80.15	87
17	Kishanganj	4746	4746	1127	23.75	3516	74.08	84
18	Lakhisarai	4427	4427	1674	37.81	2723	61.51	27
19	Madhepura	4788	4788	1826	38.14	2656	55.47	246
20	Madhubani	11815	11786	1352	11.47	10370	87.99	7
21	Munger	4141	4141	650	15.70	3408	82.30	54
22	Muzaffarpur	12231	12231	3002	24.54	9138	74.71	64
23	Nalanda	1249	1249	710	56.85	509	40.75	25
24	Nawada	5580	5527	1654	29.93	3849	69.64	6
25	Pashchim Champaran	3203	3203	943	29.44	2170	67.75	77
26	Patna	5482	5472	1291	23.59	3933	71.88	248
27	Purba Champaran	4523	4523	890	19.68	3599	79.57	6
28	Purnia	6701	6671	1487	22.29	5120	76.75	64
29	Rohtas	7625	7625	1207	15.83	6247	81.93	122
30	Saharsa	3825	3825	958	25.05	2825	73.86	15
31	Samastipur	6651	5403	2035	37.66	3209	59.39	95
32	Saran	3523	3523	670	19.02	2830	80.33	15
33	Sheikhpura	1727	1633	383	23.45	1174	71.89	45
34	Sheohar	2131	2097	703	33.52	1305	62.23	69
35	Sitamarhi	9018	8972	3144	35.04	5648	62.95	168
36	Siwan	1712	1665	421	25.29	1197	71.89	39
37	Supaul	1518	1516	363	23.94	1139	75.13	12
38	Vaishali	7036	7036	2148	30.53	4740	67.37	69
	Grand Total	190799	185920	48844	26.27	133871	72.00	2355

**STATE LEVEL BANKERS' COMMITTEE BIHAR, PATNA**

**(CONVENOR- STATE BANK OF INDIA) FY : 2023-24**

**KCC FISHERIES SATURATION DATA (BANK WISE) UPTO 30.06.2023**

**Cummulative Data (Number)**

Sr.No.	Bank Name	Received	Accepted	Sanctioned	Sanctioned (%)	Total Rejected/Retur ned	Rejected/Retur ned (%)	Pendency more than 15 days
1	Bank of Baroda	666	665	44	6.62	603	90.68	16
2	Bank of India	592	592	231	39.02	356	60.14	4
3	Bank of Maharashtra	3	3	0	0.00	3	100.00	0
4	Canara Bank	250	250	88	35.20	153	61.20	7
5	Central Bank of India	1509	1324	207	15.63	1068	80.66	44
6	Cooperative Bank	168	168	64	38.10	90	53.57	13
7	IDBI Bank Ltd.	49	48	4	8.33	25	52.08	18
8	Indian Bank	452	451	42	9.31	397	88.03	12
9	Indian Overseas Bank	14	14	2	14.29	5	35.71	7
10	Jammu & Kashmir Bank Ltd	0	0	0	0.00	0	0.00	0
11	Punjab & Sind Bank	0	0	0	0.00	0	0.00	0
12	Punjab National Bank	2731	2641	205	7.76	2411	91.29	17
13	State Bank of India	2554	2399	226	9.42	2151	89.66	14
14	UCO Bank	422	375	58	15.47	316	84.27	1
15	Union Bank of India	685	677	6	0.89	657	97.05	11
	<b>Grand Total</b>	<b>10095</b>	<b>9607</b>	<b>1177</b>	<b>12.25</b>	<b>8235</b>	<b>85.72</b>	<b>164</b>

STATE LEVEL BANKERS' COMMITTEE BIHAR, PATNA								
(CONVENOR- STATE BANK OF INDIA) FY : 2023-24								
KCC FISHERIES SATURATION DATA DISTRICT WISE UPTO 30.06.2023								
Cumulative Data (Number)								
Sr.No.	District Name	Received	Accepted	Sanctioned	Sanctioned (%)	Total Rejected/Returned	Rejected/Returned (%)	Pendency more than 15 days
1	Araria	334	332	70	21.08	261	78.61	1
2	Arwal	190	190	9	4.74	174	91.58	6
3	Aurangabad	542	527	17	3.23	509	96.58	1
4	Banka	264	264	59	22.35	200	75.76	5
5	Begusarai	408	350	57	16.29	284	81.14	7
6	Bhagalpur	14	14	0	0.00	14	100.00	0
7	Bhojpur	23	23	2	8.70	6	26.09	8
8	Buxar	218	218	134	61.47	84	38.53	0
9	Darbhanga	14	14	0	0.00	14	100.00	0
10	Gaya	487	487	134	27.52	350	71.87	3
11	Gopalganj	167	167	30	17.96	125	74.85	12
12	Jamui	355	355	9	2.54	346	97.46	0
13	Jehanabad	62	52	16	30.77	36	69.23	0
14	Kaimur (Bhabua)	177	177	7	3.95	170	96.05	0
15	Katihar	137	116	4	3.45	106	91.38	6
16	Khagaria	1873	1873	1	0.05	1872	99.95	0
17	Kishanganj	165	165	27	16.36	138	83.64	0
18	Lakhisarai	370	370	85	22.97	285	77.03	0
19	Madhepura	275	275	10	3.64	259	94.18	6
20	Madhubani	216	216	26	12.04	190	87.96	0
21	Munger	454	454	14	3.08	432	95.15	2
22	Muzaffarpur	318	318	43	13.52	249	78.30	21
23	Nalanda	91	91	11	12.09	78	85.71	2
24	Nawada	160	160	14	8.75	141	88.13	4
25	Pashchim Champaran	535	535	134	25.05	388	72.52	10
26	Patna	48	48	6	12.50	42	87.50	0
27	Purba Champaran	179	179	59	32.96	119	66.48	0
28	Purnia	194	194	16	8.25	166	85.57	12
29	Rohtas	31	31	2	6.45	27	87.10	2
30	Saharsa	313	147	14	9.52	133	90.48	0
31	Samastipur	206	184	41	22.28	140	76.09	3
32	Saran	464	464	11	2.37	431	92.89	22
33	Sheikhpura	175	142	40	28.17	97	68.31	3
34	Sheohar	36	36	4	11.11	32	88.89	0
35	Sitamarhi	82	82	20	24.39	53	64.63	9
36	Siwan	169	169	36	21.30	122	72.19	8
37	Supaul	274	113	1	0.88	112	99.12	0
38	Vaishali	75	75	14	18.67	50	66.67	11
	<b>Grand Total</b>	<b>10095</b>	<b>9607</b>	<b>1177</b>	<b>12.25</b>	<b>8235</b>	<b>85.72</b>	<b>164</b>

**STATE LEVEL BANKERS' COMMITTEE BIHAR, PATNA**

**(CONVENOR- STATE BANK OF INDIA) FY : 2023-24**

**SATURATION OF PMJDY ACCOUNTS WEEKLY DATA (AS ON 30.06.2023)**

Bank Name	PMJJBY			PMSBY		
	PMJJBY Number of Eligible PMJDY A/C Holders for PMJJBY	PMJJBY Enrolled till 30-09-2021	PMJJBY Total Enrolment during 01-10-2021 to till Date	PM:SBY Number of Eligible PMJDY A/C Holders for PMSBY	PMSBY Enrolled till 30-09-2021	PMSBY Total Enrolment during 01-10-2021 to till Date
Bank of Baroda	907868	44998	205589	1124712	240588	486166
Bank of India	1512003	59266	549362	1860577	629001	387358
Bank of Maharashtra	5105	2444	2661	7217	2210	5007
Canara Bank	230859	6023	92665	302728	70412	204555
Central Bank of India	935576	27408	53447	1186913	117540	113099
Indian Bank	384518	18329	30396	499851	72997	42995
Indian Overseas Bank	52186	3425	3878	43148	3945	4952
Punjab & Sind Bank	340	172	168	410	201	209
Punjab National Bank	1174447	57588	198040	1516270	209749	390190
State Bank of India	3744882	248519	1256530	4145591	649482	1550999
UCO Bank	371096	15020	11651	477684	32047	13707
Union Bank of India	165129	11583	25060	191752	43196	90627
J & K Bank Ltd	74	30	39	74	59	15
<b>TOTAL</b>	<b>9484083</b>	<b>494805</b>	<b>2429486</b>	<b>11356927</b>	<b>2071427</b>	<b>3289879</b>

STATE LEVEL BANKERS' COMMITTEE BIHAR, PATNA						
(CONVENOR- STATE BANK OF INDIA) FY : 2022-23						
SATURATION OF PMMY ACCOUNTS WEEKLY DATA (AS ON 30.06.2023)						
Bank Name	PMJJBY			PMSBY		
	Number of Eligible PMMY Borrowers for PMJJBY	PMJJBY Enrolled till 30-09-2021	PMJJBY Total Enrolment during 01-10-2021 to till date	Number of Eligible PMMY Borrowers for PMSBY	PMSBY Enrolled till 30-09-2021	PMSBY Total Enrolled during 01-10-2021 to till date
Bank of Baroda	7337	937	442	8728	1603	592
Bank of India	74186	7185	20559	91763	32532	36954
Bank of Maharashtra	986	194	79	1042	324	225
Canara Bank	17628	1070	1674	21006	2993	4931
Central Bank of India	13498	1671	1167	15472	2715	1768
Indian Bank	6052	726	293	7534	1349	311
Indian Overseas Bank	4627	2362	822	5093	3125	1059
Punjab & Sind Bank	13554	1430	2273	16201	2927	3485
Punjab National Bank	23098	1736	618	27833	3657	1109
State Bank of India	41642	2838	417	46035	6893	865
UCO Bank	22163	3105	3751	25984	4107	4880
Union Bank of India	13554	1430	889	16201	2927	804
J & K Bank	0	0	0	0	0	0
<b>TOTAL</b>	<b>238325</b>	<b>24684</b>	<b>32984</b>	<b>283892</b>	<b>65152</b>	<b>56983</b>

STATE LEVEL BANKERS' COMMITTEE BIHAR, PATNA (CONVENOR- STATE BANK OF INDIA) FY : 2022-23 PMFME PORTAL DATA AS ON 30.06.2023 (BANK WISE) No.							
Sr.No.	Bank Name	TARGET	Loan Under Process	Loan Sanctioned	% Sanction	Loan Rejected	Grand Total
1	AXIS BANK	270	0	0	0.00	0	0
2	BANDHAN BANK LIMITED	76	28	0	0.00	0	28
3	BANK OF BARODA	586	216	22	3.75	66	304
4	BANK OF INDIA	690	266	39	5.65	190	495
5	BANK OF MAHARASHTRA	82	2	1	1.22	7	10
6	CANARA BANK	622	33	49	7.88	231	313
7	CENTRAL BANK OF INDIA	856	323	45	5.26	202	570
8	DAKSHIN BIHAR GRAMIN BANK	500	773	39	7.80	62	874
9	STATE COOP BANK	0	2	0	0.00	0	2
10	ESAF S-B	0	1	0	0.00	0	1
11	FEDERAL BANK	16	2	0	0.00	0	2
12	HDFC BANK	274	127	5	1.82	31	163
13	ICICI BANK LIMITED	224	28	0	0.00	0	28
14	IDBI BANK	140	65	3	2.14	22	90
15	IDFC FIRST BANK	0	2	0	0.00	0	2
16	INDIAN BANK	594	177	21	3.54	117	315
17	INDIAN OVERSEAS BANK	120	17	11	9.17	11	39
18	INDUSIND BANK	80	3	0	0.00	0	3
19	J & K BANK	2	1	0	0.00	0	1
20	KARNATAKA BANK	2	0	0	0.00	0	0
21	KOTAK MAHINDRA BANK	48	3	0	0.00	0	3
22	PUNJAB AND SIND BANK	34	5	1	2.94	1	7
23	PUNJAB NATIONAL BANK	1398	655	140	10.01	467	1262
24	RBL BANK LTD.	6	0	0	0.00	0	0
25	SOUTH INDIAN BANK	2	0	0	0.00	0	0
26	STATE BANK OF INDIA	1968	762	152	7.72	916	1830
27	UCO BANK	458	28	30	6.55	140	198
28	UJIVAN SFB	0	5	0	0.00	0	5
29	UNION BANK OF INDIA	494	156	28	5.67	79	263
30	UTKARSH SMALL FINANCE BANK	0	2	0	0.00	0	2
31	UTTAR BIHAR GRAMIN BANK	500	649	23	4.60	4	676
32	YES BANK	8	0	0	0.00	0	0
TOTAL		10050	4331	509	6.06	2546	7486



**STATE LEVEL BANKERS' COMMITTEE BIHAR, PATNA  
(CONVENOR- STATE BANK OF INDIA) FY : 2023-24**

**AIF STATUS AS ON 30.06.2023 (Bank-wise)**

Sl. No.	Lending Institution	Approved	Denied by DAC&FW	Disbursed	Pending Information	Rejected	Submitted	Verified by DAC&FW	Verified by StCB/DCCB	Grand Total
1	Axis Bank	0	0	0	2	1	0	2	0	5
2	Bank Of Baroda	4	4	16	10	11	0	0	0	45
3	Bank Of India	2	2	28	13	5	0	2	0	52
4	Bank of Maharashtra	0	0	1	0	0	0	0	0	1
5	Canara Bank	0	2	62	18	3	0	0	0	85
6	Central Bank Of India	7	10	4	15	6	0	3	0	46
7	Central Co-op Bank	0	0	3	1	1	0	7	2	14
8	Dakshin Bihar Gramin Bank	0	1	1	1	5	0	0	0	8
9	HDFC Bank	9	10	10	11	6	0	15	0	61
10	ICICI Bank	0	0	0	4	0	0	6	0	10
11	IDBI BANK LTD	0	0	7	1	2	0	0	0	10
12	IDFC FIRST Bank Ltd.	0	0	0	1	0	0	0	0	1
13	Indian Bank	5	3	18	6	5	0	1	0	38
14	Indian Overseas Bank	0	2	1	0	0	0	0	0	3
15	Karnataka Bank	1	0	1	1	0	0	0	0	3
16	Kotak Mahindra Bank	0	1	1	0	1	0	0	0	3
17	Punjab National Bank	13	6	30	13	36	0	3	0	101
18	STATE BANK OF INDIA	248	18	45	139	73	1	19	0	543
19	The Federal Bank Ltd	0	0	0	0	0	1	0	0	1
20	UCO Bank	3	1	14	6	13	0	2	0	39
21	Union Bank of India	0	7	1	6	6	0	3	0	23
22	Uttar Bihar Gramin Bank	0	1	1	4	0	0	1	0	7
23	YES BANK LTD	0	1	0	0	1	0	0	0	2
24	Others (Non-Member)	0	0	0	2	0	0	1	0	3
	Grand Total	292	69	244	255	175	2	65	2	1104

<b>URBAN DEVELOPMENT &amp; HOUSING DEPARTMENT</b>					
<b>Deendayal Antyodaya Yojana-National Urban Livelihoods Mission (DAY-NULM)</b>					
<b>Progress Report Bank Wise Achievement &amp; Pending Report from April 2023 to June 2023</b>					
SR NO	Name of Bank	SEP (I&G)		SHG Credit Linkage	
		Achievement	Applications Pending at Bank Level	Achievement	Applications Pending at Bank Level
1	Axis Bank	0	0	0	7
2	Bandhan Bank	0	0	0	0
3	Bank of Baroda	16	1	12	16
4	Bank of India	23	11	246	13
5	Bank Of Maharashtra	6	1	32	0
6	Canara Bank	11	0	46	9
7	Central Bank Of India	10	9	23	32
8	Dakshin Bihar Gramin Bank	13	2	51	6
9	Federal Bank	0	0	0	0
10	HDFC Bank	0	0	0	0
11	ICIC Bank	0	0	0	0
12	IDBI Bank Ltd	1	1	0	0
13	Indian Bank	8	6	42	6
14	Indian Overseas Bank	5	1	5	2
15	Indusind Bank	0	0	0	0
16	Jammu & Kashmir Bank	0	0	0	0
17	Karnataka Bank	0	0	0	0
18	Punjab & Sind Bank	0	0	0	0
19	Punjab National Bank	36	11	60	57
20	RBL Bank	15	0	0	0
21	SBI	12	20	12	15
22	Syndicate Bank	0	0	0	0
23	UCO Bank	9	10	17	15
24	Union Bank Of India	18	15	12	0
25	Uttar Bihar Gramin Bank	8	31	114	2
26	Yes Bank	0	0	0	0
27	IDFC Bank	0	0	0	0
28	Kotak Bank	0	0	0	0
<b>Total</b>		<b>191</b>	<b>119</b>	<b>672</b>	<b>180</b>

STATE LEVEL BANKERS' COMMITTEE, BIHAR							
(CONVENOR- STATE BANK OF INDIA) FY : 2023-24							
PM SVANidhi - Bank wise 1st tranche details of disposal of applications as on 30-06-2023 (Rs. 10,000)							
Sr. No	Bank Name	No. of Application	No. of Applications Sanctioned	No. of Application Pending for Sanction	No. of application Disbursed	No. of Application Pending for Disbursement	Returned by Bank (but can be processed again)
		A	B	C (A-B)	D	E (B-D)	F
1	IDFC First Bank Ltd.	2	0	2	0	0	1
2	IndusInd Bank	32	0	32	0	0	13
3	Karur Vysya Bank Ltd	2	0	2	0	0	0
4	South Indian Bank	11	0	11	0	0	10
5	Yes Bank Ltd.	1	0	1	0	0	1
6	Bandhan Bank Ltd.	480	10	470	1	9	342
7	Axis Bank	144	4	140	4	0	3
8	Kotak Mahindra Bank Limited	59	5	54	3	2	47
9	HDFC Bank	6908	865	6043	676	189	5928
10	Ujjivan Small Finance Bank	60	4	56	4	0	47
11	ICICI Bank	91	9	82	6	3	9
12	Federal Bank	67	8	59	8	0	44
13	Dakshin Bihar Gramin Bank	5496	1682	3814	1568	114	2985
14	IDBI Bank	618	220	398	198	22	312
15	Karnataka Bank Ltd	6	2	4	2	0	2
16	Punjab and Sind Bank	434	190	244	184	6	169
17	UCO Bank	3756	2176	1580	2136	40	1557
18	Bank of Baroda	10460	6536	3924	5544	992	3748
19	Uttar Bihar Gramin Bank	1711	859	852	830	29	637
20	The Bihar State Co-Operative bank Ltd	163	74	89	70	4	36
21	Punjab National Bank	16967	10431	6536	8879	1552	6235
22	Indian Overseas Bank	1385	835	550	790	45	445
23	Union Bank of India	6797	4951	1846	4471	480	1817
24	Jana Small Finance Bank	2	1	1	1	0	0
25	Canara Bank	7668	4448	3220	4130	318	2574
26	Central Bank of India	8291	5511	2780	4584	927	2571
27	Bank of India	11931	6534	5397	6502	32	4189
28	Utkarsh Small Finance Bank	3502	2405	1097	2254	151	178
29	State Bank of India	27270	18404	8866	17023	1381	8496
30	Indian Bank	8013	5024	2989	4724	300	2535
31	Jammu & Kashmir Bank Ltd	44	30	14	30	0	12
32	Bank of Maharashtra	374	284	90	251	33	82
	<b>Total</b>	<b>122745</b>	<b>71502</b>	<b>51243</b>	<b>64873</b>	<b>6629</b>	<b>45025</b>

**STATE LEVEL BANKERS' COMMITTEE, BIHAR****(CONVENOR- STATE BANK OF INDIA) FY : 2023-24****PM SVANidhi - Bank wise 2nd tranche details of disposal of applications as on 30-06-2023 (Rs. 20,000)**

Sr. No	Bank Name	No. of Application	No. of Applications Sanctioned	No. of Application Pending for Sauction	No. of application Disbursed	No. of Application Pending for Disbursement
		A	B	C (A-B)	D	E (B-D)
1	State Bank of India	7122	3783	3339	3251	532
2	Bank of India	3437	855	2582	842	13
3	Punjab National Bank	4211	2019	2192	1414	605
4	Canara Bank	2416	985	1431	812	173
5	Central Bank of India	1839	1039	800	750	289
6	Union Bank of India	1829	1286	543	1146	140
7	Indian Bank	1766	754	1012	687	67
8	Bank of Baroda	1919	954	965	684	270
9	Dakshin Bihar Gramin Bank	655	215	440	169	46
10	UCO Bank	749	393	356	383	10
11	Utkarsh Small Finance Bank	485	457	28	421	36
12	Indian Overseas Bank	403	195	208	163	32
13	Uttar Bihar Gramin Bank	239	113	126	99	14
14	HDFC Bank	264	95	169	25	70
15	Bank of Maharashtra	128	73	55	53	20
16	Punjab and Sind Bank	98	44	54	41	3
17	IDBI Bank	63	33	30	29	4
18	Jammu & Kashmir Bank Ltd	14	11	3	11	0
19	State Co-Operative bank Ltd	24	9	15	9	0
20	Federal Bank	5	0	5	0	0
21	ICICI Bank	3	0	3	0	0
22	Kotak Mahindra Bank Limited	1	1	0	1	0
23	Karnataka Bank Ltd	2	0	2	0	0
24	Jana Small Finance Bank	1	0	1	0	0
25	Ujjivan Small Finance Bank	1	0	1	0	0
	<b>Total</b>	<b>27674</b>	<b>13314</b>	<b>14360</b>	<b>10990</b>	<b>2324</b>

<b>STATE LEVEL BANKERS' COMMITTEE, BIHAR</b>						
<b>(CONVENOR- STATE BANK OF INDIA) FY : 2022-23</b>						
<b>PM SVANidhi - Bank wise 3rd tranch details of disposal of applications as on 30-06-2023 (Rs. 50,000)</b>						
Sr. No	Bank Name	No. of Application	No. of Applications Sanctioned	No. of Application Pending for Sanction	No. of application Distursed	No. of Application Pending for Disbursement
		A	B	C (A-B)	D	E (B-D)
1	State Bank of India	186	162	24	151	11
2	Utkarsh Small Finance Bank	21	21	0	19	2
3	Central Bank of India	54	42	12	33	9
4	Canara Bank	111	75	36	50	25
5	Bank of India	13	9	4	9	0
6	Indian Bank	48	36	12	32	4
7	Bank of Baroda	55	48	7	45	3
8	Union Bank of India	26	24	2	16	8
9	Punjab National Bank	51	45	6	33	12
10	Dakshin Bihar Gramin Bank	20	10	10	6	4
11	UCO Bank	34	26	8	24	2
12	IDBI Bank	1	1	0	1	0
13	Indian Overseas Bank	3	2	1	2	0
14	Uttar Bihar Gramin Bank	2	2	0	0	2
15	Bank of Maharashtra	9	7	2	3	4
16	Punjab and Sind Bank	7	5	2	4	1
	<b>Total</b>	<b>641</b>	<b>515</b>	<b>126</b>	<b>428</b>	<b>87</b>

STATE LEVEL BANKERS' COMMITTEE BIHAR, PATNA										
(CONVENOR- STATE BANK OF INDIA) FY : 2023-24										
BANK WISE TOTAL APPLICATION REPORT OF SLBC ONLINE PORTAL FOR FY 2023-24 AS ON 30.06.2023										
Sl. No.	Bank	Total Application	Pending for Acknowledge	Acknowledged	Total Returns	Pending For Sanction	Total Sanctioned	Total Rejected	Payment Pending	Payment Disbursed
1	AXIS BANK	3	3	0	0	0	0	0	0	0
2	BANDHAN BANK	1	1	0	0	0	0	0	0	0
3	BANK OF BARODA	289	243	36	10	36	0	0	0	0
4	BANK OF INDIA	347	278	59	10	12	35	12	6	29
5	BANK OF MAHARASHTRA	2	2	0	0	0	0	0	0	0
6	CANARA BANK	85	66	14	5	9	5	0	5	0
7	CENTRAL BANK OF INDIA	227	170	33	24	29	1	3	0	1
8	DAKSHIN BIHAR GRAMIN BANK	357	191	84	82	13	19	52	2	17
9	HDFC BANK LTD	4	4	0	0	0	0	0	0	0
10	ICICI BANK LTD	3	3	0	0	0	0	0	0	0
11	IDBI BANK LTD	16	13	3	0	1	0	2	0	0
12	INDIA POST PAYMENTS BANK	1	1	0	0	0	0	0	0	0
13	INDIAN BANK	124	107	0	17	0	0	0	0	0
14	INDIAN OVERSEAS BANK	6	6	0	0	0	0	0	0	0
15	PUNJAB AND SIND BANK	1	1	0	0	0	0	0	0	0
16	PUNJAB NATIONAL BANK	568	279	258	31	137	17	104	14	3
17	STATE BANK OF INDIA	918	313	421	184	273	2	146	2	0
18	UCO BANK	308	249	41	18	22	4	15	4	0
19	UNION BANK OF INDIA	130	124	6	0	5	0	1	0	0
20	UTTAR BIHAR GRAMIN BANK	171	30	109	32	65	8	36	0	8
	<b>Total :</b>	<b>3561</b>	<b>2084</b>	<b>1064</b>	<b>413</b>	<b>602</b>	<b>91</b>	<b>371</b>	<b>33</b>	<b>58</b>

### Allocation of Villages Identified by DFS for Opening of Brick and Mortar Branches

S.N.	District	Block	Village Name	Name of Bank	Current Status (As Advised by Banks)	Remarks By SLBC
1	Banka	Belhar	Bela	State Bank of India	Branch opened on 02.03.2023	N.A.
2	Bhagalpur	Narayanpura	Dudhaila	UCO Bank	The concerned bank has advised vide their letter no ZOB/GAD/2022-23/154 dated 14.11.2022, this area is not suitable for opening of branch due to flood, connectivity and geographical position. However they have referred the matter to their Head Office. <b>Branch opened on 29.12.2022.</b>	Matter has been taken up with DFS on dated 01.12.2022.
3	Gaya	Dumaria	Chhakarbandha	Canara Bank	<b>Branch opened on 27.12.2022.</b>	N.A.
4	Kishanganj	Dighalbank	Singhimari	Indian Overseas	<b>Branch opened on 15.11.2022.</b>	N.A.
5	Madhubani	Laukahi	Andhramath	Punjab & Sindh Bank		N.A.
6	Munger	Kharagpur	Raunakabad	Union Bank of India	UBI has informed us that, it was found out that a PNB branch is operating in same village as RAMNAKABAD Branch (FSC code- PUNB0240100). Details of Near by bank branches were not earlier updated in Jan dhan darshak app. Banking Facilities are now updated in Jan dhan Darshak app. So setting up new Bank branch may not be required. Other nearby outlet within 5 km is as follows:- BOI Kharagpur, Munger-BKID0004646, SBI Kharagpur, Munger.SBIN0012536,UCO BANK, Kharagpur, Munger-UCBA0003034 PNB, Haveli Kharagpur, Munger-PUNB0073700	Matter has been taken up with DFS on dated 14.11.2022.
7	Munger	Munger	Tikarampur	Bank of Baroda	The concerned bank has obtained legal opinion for the selected premises and found that all the lands in the village comes under "TOPC Land" i.e no agreements/lease can be executed in this land without permission of State Government.	Matter has been taken up with DFS on dated 25.10.2022.
8	Purbi Champaran	Bankatwa	Nimuia	Indian Bank	The Corporate Office of Indian Bank has advised that a branch of SBI is already functional in Vill- Nimuia of East Champaran, so the village has been excluded from the list of unbanked villages for setting up of brick and mortar branches by the Bank.	Matter has been taken up with DFS on dated 10.02.2023.
9	Purbi Champaran	Bankatwa	Indarwa Phulwar	Bank of India	<b>Branch opened on 01.03.2023.</b>	N.A.
10	Rohtas	Nauhatta	Piparadih	Punjab National Bank	<b>Branch opened on 31.12.2022.</b>	N.A.
11	Rohtas	Nauhatta	Rehal	Bank of Maharashtra	BOM has advised us that Punjab National Bank has already opened a Piparadih branch within a distance of 200-300 metres from Rehal Village.	Matter has been taken up with DFS on dated 10.02.2023.

**DETAILS OF DCC MEETINGS HELD FROM 01.04.2023- 30.06.2023**

<b>Sl. No.</b>	<b>NAME OF DISTRICTS</b>	<b>DATE OF DCC HELD</b>
1	ARARIA	NOT HELD
2	ARWAL	26-06-2023
3	AURANGABAD	13-04-2023
4	BANKA	20-05-2023
5	BEGUSARAI	27-06-2023
6	BHABUA (KAIMUR)	NOT HELD
7	BHAGALPUR	NOT HELD
8	BHOJPUR	18-05-2023
9	BUXAR	13-06-2023
10	DARBHANGA	22-06-2023
11	EAST CHAMPARAN	15-06-2023
12	GAYA	NOT HELD
13	GOPALGANJ	13-06-2023
14	JAMUI	30-05-2023
15	JEHANABAD	15-06-2023
16	KATIHAR	01-06-2023
17	KHAGARIA	NOT HELD
18	KISHANGANJ	06-06-2023
19	LAKHISARAI	19-06-2023
20	MADHEPURA	29-05-2023
21	MADHUBANI	31-05-2023
22	MUNGER	NOT HELD
23	MUZAFFARPUR	21-06-2023
24	NALANDA	24-06-2023
25	NAWADA	27-06-2023
26	PATNA	22-05-2023
27	PURNIA	27-06-2023
28	ROHTAS	29-05-2023
29	SAHARSA	05-06-2023
30	SAMASTIPUR	25-04-2023
31	SARAN	25-04-2023
32	SHEIKHPURA	NOT HELD
33	SHEOHAR	NOT HELD
34	SITAMARHI	13-06-2023
35	SIWAN	NOT HELD
36	SUPAUL	30-05-2023
37	VAISHALI	23-06-2023
38	WEST CHAMPARAN	26-05-2023



<b>BLBC MEETING HELD FROM 01.04.2023 TO 30.06.2023</b>				
<b>SL. NO</b>	<b>DISTRICTS</b>	<b>No of Blccks</b>	<b>No of Blocks Meeting Held</b>	<b>No of Blocks Meeting not Held</b>
1	ARARIA	9	8	1
2	ARWAL	5	5	0
3	AURANGABAD	11	11	0
4	BANKA	11	11	0
5	BEGUSARAI	18	18	0
6	BHAGALPUR	16	14	2
7	BHOJPUR	14	14	0
8	BUXAR	11	11	0
9	DARBHANGA	18	18	0
10	GAYA	24	8	16
11	GOPALGANJ	14	12	2
12	JAMUI	10	10	0
13	JEHANABAD	7	7	0
14	KAIMUR (BHABUA)	11	0	11
15	KATI HAR	16	13	3
16	KHAGARIA	7	6	1
17	KISHANGANJ	7	7	0
18	LAKHISARAI	7	6	1
19	MADHEPURA	13	13	0
20	MADHUBANI	21	21	0
21	MUNGER	9	0	9
22	MUZAFFARPUR	16	16	0
23	NALANDA	20	20	0
24	NAWADA	14	14	0
25	PASHCHIM CHAMPARAN	18	18	0
26	PATNA	23	17	6
27	PURBI CHAMPARAN	27	27	0
28	PURNIA	14	14	0
29	ROHTAS	19	19	0
30	SAHARSA	10	10	0
31	SAMASTIPUR	20	20	0
32	SARAN	20	18	2
33	SHEIKHPURA	6	6	0
34	SHEOHAR	5	5	0
35	SITAMARHI	17	16	1
36	SIWAN	19	18	1
37	SUPAUL	11	11	0
38	VAISHALI	16	16	0
	<b>Grand Total</b>	<b>534</b>	<b>478</b>	<b>56</b>

STATE LEVEL BANKERS' COMMITTEE BIHAR, PATNA (CONVENOR- STATE BANK OF INDIA) FY : 2023-24									
BANK-WISE STATUS OF WEAVER MUDRA YOJANA : 30.06.2023 (ONLINE APPLICATION MONITORING PORTAL)									
S.N.	Name of Bank	Total Applications	Pending for Acknowledgement	Acknowledged	Total Returned	Pending for Approval	Sanctioned	Rejected	
1	AXIS BANK	4	4	0	0	0	0	0	
2	BANK OF BARODA	405	102	148	155	92	17	39	
3	BANK OF INDIA	261	77	126	58	10	16	100	
4	BANK OF MAHARASHTRA	7	4	3	0	3	0	0	
5	CANARA BANK	79	13	55	11	4	11	40	
6	CENTRAL BANK OF INDIA	41	5	19	17	1	0	18	
7	DAKSHIN BIHAR GRAMIN BANK	729	42	506	181	14	78	414	
8	HDFC BANK LTD	11	11	0	0	0	0	0	
9	IDBI BANK LTD	18	0	10	8	0	1	9	
10	INDIAN BANK	150	7	117	26	12	5	100	
11	INDIAN OVERSEAS BANK	15	5	8	2	7	0	1	
12	INDUSIND BANK LIMITED	4	0	4	0	0	0	4	
13	PUNJAB NATIONAL BANK	1035	21	942	72	147	165	630	
14	STATE BANK OF INDIA	747	30	654	63	18	41	595	
15	UCO EANK	698	158	281	259	18	55	208	
16	UNION BANK OF INDIA	54	13	34	7	10	1	23	
17	UTTAR BIHAR GRAMIN BANK	34	0	34	0	0	0	34	
<b>Grand Total</b>		<b>4292</b>	<b>492</b>	<b>2941</b>	<b>859</b>	<b>336</b>	<b>390</b>	<b>2215</b>	

**A SPECIAL 6-MONTH CAMPAIGN AT GRAM PANCHAYAT LEVEL FROM 15.02.2023 TO 15.08.2023 (AS ON 30.06.2023)**

Sl No.	District Name	Total No of GPs	No of GP Covered	% GP Covered	PMJDY Sourced	PMJDY Opened	PMJBY Sourced	PMJBY Opened	PMSBY Sourced	PMSBY Opened	APY Sourced	APY Opened	MUDRA Sourced	MURDA Sanctioned	KCC Sourced	KCC Sanctioned	PMJDY In-operative Sourced	PMJDY In-operative Made
1	Purnia	246	15	6.10	37	2	31	1	27	2	0	0	0	0	0	0	0	0
2	Gaya	334	23	6.89	293	95	414	173	707	354	267	98	37	14	125	54	245	124
3	Katihar	230	45	19.57	165	150	830	797	979	932	97	87	55	45	1395	1377	69	69
4	Aurangabad	202	48	23.76	1714	1406	1919	1495	2250	1815	1322	672	77	50	116	65	333	282
5	Sheikhpura	49	19	38.78	530	462	2370	2259	4176	3939	828	680	20	9	85	57	74	71
6	Jamui	153	62	40.52	1134	942	1750	1490	2524	2202	275	221	66	47	89	60	668	668
7	Begusarai	217	100	46.08	2918	1844	1470	688	2043	1014	718	391	117	46	150	39	509	437
8	Muzaffarpur	384	220	57.29	1313	1234	1681	1625	3123	3010	939	903	28	28	127	121	44	43
9	Khagaria	129	82	63.57	1340	1182	1101	908	1676	1363	348	263	75	33	121	57	313	306
10	Nawada	183	123	67.21	1058	1023	1136	1061	1371	1289	556	519	25	23	13	6	340	334
11	Araria	211	145	68.72	4878	3579	4885	2917	10891	6337	830	589	109	32	88	30	1728	1567
12	Banka	187	147	78.61	4733	3855	4343	3577	3916	2974	1367	1002	62	34	208	167	982	902
13	Sitamarhi	258	221	85.66	5795	3940	11938	5095	38215	9304	4429	3515	1790	1380	301	165	7	5
	<b>TOTAL=</b>	<b>2783</b>	<b>1250</b>	<b>44.92</b>	<b>25908</b>	<b>19714</b>	<b>33868</b>	<b>22086</b>	<b>71898</b>	<b>34535</b>	<b>11976</b>	<b>8940</b>	<b>2461</b>	<b>1741</b>	<b>2818</b>	<b>2198</b>	<b>5314</b>	<b>4808</b>

3 Month Gram Panchayat Level Jansuraksha Campaign data as on 30.06.2023 (PMJJBY & PMSBY)														
SI No.	District Name	Active Enrollment (PMJJBY)	Active Enrollment (PMSBY)	Total No of GPs	No of GP Covered	% of GP Covered	PMJJBY Target	PMJJBY Sourced	% Achievement	PMJJBY Opened	PMSBY Target	PMSBY Sourced	% Achievement	PMSBY Opened
1	Purba Champaran	357004	640493	523	349	66.73	224161	19407	8.66	16498	66120	30681	4.64	28316
2	Munger	87386	264905	98	91	92.86	60125	6673	11.10	5391	177359	99C2	5.53	8169
3	Jamui	191016	379224	153	145	94.77	77383	10569	13.66	8169	228268	13354	5.87	10626
4	Jehanabad	55376	196771	92	89	96.74	49463	535	11.19	5156	145915	9568	6.56	9013
5	Siwan	210797	564133	78	77	98.72	146399	14096	9.63	13141	431859	20323	4.71	19273
6	Gaya	293279	868156	324	321	99.07	193041	37116	19.23	31378	569430	62563	10.99	54351
7	Valhall	225072	567429	278	276	99.28	153643	16386	10.66	13584	453194	30010	6.62	23763
8	Begusarai	220172	534427	217	216	99.54	130582	10644	8.15	10554	385187	15052	3.91	14771
9	Rohtas	145177	457961	246	245	99.59	130114	11528	8.86	10764	383809	31929	8.32	30621
10	Madhubani	240894	624260	399	398	99.75	197261	13051	6.62	12108	581873	49194	8.45	43711
11	Araria	156601	486349	211	211	100.00	123592	14327	11.59	12165	364572	2950	8.09	24667
12	Arwal	47142	138869	64	64	100.00	30806	9444	30.66	9187	90878	1323	14.54	11745
13	Aurangabad	171737	489932	202	202	100.00	111637	19765	17.70	12664	329366	33928	10.30	21462
14	Banka	135154	282076	185	185	100.00	89447	10220	11.43	10026	263845	20602	7.81	20353
15	Bhagalpur	184672	499931	242	242	100.00	133536	10850	8.13	6658	393901	12634	3.21	8799
16	Bhojpur	145258	560798	226	226	100.00	119938	6089	5.08	5641	353792	22845	6.46	22271
17	Buxar	100017	313211	140	140	100.00	75037	5168	6.89	4723	221262	11313	5.11	10320
18	Darbhanga	202534	489491	309	309	100.00	173032	22566	13.04	19977	510555	36611	7.17	32447
19	Gopalganj	182420	451771	229	229	100.00	112625	13112	11.64	9913	332214	41597	12.52	38265
20	Kaimur (Bhabua)	92972	271354	149	149	100.00	71494	10583	14.80	5169	210834	16233	7.73	8811
21	Katihar	165851	427826	230	230	100.00	135001	11613	8.60	10995	398216	25637	6.45	24611
22	Khagaria	101218	301591	129	129	100.00	73275	5956	8.13	5814	216149	10024	4.64	9792
23	Kishanganj	89917	286100	129	129	100.00	74310	10069	13.55	8094	219193	21119	9.63	17845
24	Lakhisarai	69500	194044	82	82	100.00	43997	3175	7.22	2217	129786	5683	4.38	3390
25	Madhepura	144036	365056	160	160	100.00	87998	7034	7.99	4943	259568	12075	4.65	9146
26	Muzaffarpur	326850	822123	383	383	100.00	211013	11604	6.92	13982	622654	40587	6.52	39798
27	Nalanda	137225	470638	230	230	100.00	126499	1007	7.91	9934	373142	23062	6.18	22971
28	Nawada	249496	529407	303	303	100.00	97549	13853	19.33	18510	287752	20374	7.08	19950
29	Pashchim Champaran	224817	644162	246	246	100.00	143508	17499	10.12	16615	510249	54001	10.58	52805
30	Purnia	124028	301777	135	135	100.00	83547	8899	10.65	5670	423318	26195	6.19	25038
31	Saharsa	306808	869877	381	381	100.00	187234	21442	11.45	14465	246454	19182	7.78	14755
32	Samastipur	260874	682993	318	318	100.00	173714	26730	15.39	20936	552595	39703	7.18	31096
33	Saran	54451	171872	49	49	100.00	27971	2541	9.08	959	512432	4801	9.52	38716
34	Sheikhpura	30897	86814	53	53	100.00	23846	6715	23.28	3503	85095	8206	9.64	4892
35	Sheohar	204919	485657	258	258	100.00	150497	32556	21.63	12145	443929	82403	18.56	24492
36	Sitamarhi	163329	371959	174	174	100.00	97986	6909	7.05	5975	289039	16189	5.60	14164
37	Supaul	396892	1094914	332	332	105.12	256654	71085	27.70	58387	757063	114639	15.14	102277
38	Patna	6669966	17791452	8140	7956	97.74	4576034	555432	12.14	447770	13498548	1087954	8.06	902626
<b>TOTAL</b>				<b>8140</b>	<b>7956</b>	<b>97.74</b>	<b>4576034</b>	<b>555432</b>	<b>12.14</b>	<b>447770</b>	<b>13498548</b>	<b>1087954</b>	<b>8.06</b>	<b>902626</b>

Letter No. : SLBC / CM / 2023-24 /19  
Date : 12.05.2023

The State Heads (Bihar),  
All SLBC Member Banks.

Dear Sir / Madam,

**Agriculture Advances : Classification of NPAs : Fixation of Crop Season**

Fixation of Crop Season was discussed as an agenda item [agenda no. 7 (vii)] in the 83<sup>rd</sup> & 84<sup>th</sup> joint quarterly meeting of SLBC Bihar held on 4<sup>th</sup> March 2023 in the backdrop of requests of member banks and instructions received from IBA. Crop Season has been approved by SLBC Bihar and the same has been recorded at para 10 of the minutes of the aforesaid SLBC meeting which reads as under :

Quote – "10. Classification of crops as Short Duration or Long Duration is material for identifying them as NPAs as per RBI's circular instructions. In light of this, SLBCs have been instructed by Indian Banks' Association (IBA) to fix Crop Seasons for major crops grown in their respective states. Accordingly, a proposal was put up in the meeting dated 27<sup>th</sup> February 2023 of SLBC Sub-Committee – I on Agriculture and details in this regard is placed on page number 41- 42 of "References to Agenda Booklet" of this (83<sup>rd</sup> & 84<sup>th</sup> Joint) SLBC meeting. The members and stakeholders of SLBC were requested to go through it and to consider approving / disapproving the undernoted fixation of Crop Season :

Type of Crop	Crop Season
All Short Duration Crops	12 Months
All Long Duration Crops	18 Months

This fixation of Crop Season was approved unanimously by SLBC Bihar." – Unquote.

2. The minutes of the aforesaid SLBC meeting has already been circulated among all the stakeholders.

3. The copies of Agenda and Minutes of the 83<sup>rd</sup> & 84<sup>th</sup> joint SLBC meeting and copies of page numbers 41,42, 211 & 212 of "References to Agenda Booklet" containing, inter alia, the details of crop duration of main crops grown in the State are attached herewith for your ready reference and necessary action.

Yours faithfully,



(Manoj Kumar Gupta)  
General Manager (SBI) & Convenor (SLBC)  
SLBC Bihar



www.slbcbihar.com  
0812-2209076  
0812-2209075  
slbc.bihar@sbi.co.in

राज्यस्तरीय बैंकर्स समिति, बिहार  
संयोजक - भारतीय स्टेट बैंक  
स्थानीय प्रधान कार्यालय  
पंचम तल, पश्चिमी गांधी मैदान  
पटना- 800001

State Level Bankers' Committee, Bihar  
Convenor - State Bank of India  
Local Head Office  
5th Floor, West Gandhi Maidan  
Patna - 800001

requested to discuss the e-Stamping of Bank guarantees in SLBC meeting to take up the matter with State Govt. for its implementation.

During past few years, state governments have brought reforms on stamp duty collection on articles under their jurisdiction. Now the duty-paying customer can make payments on-line and collect the e-Stamp Certificate from the designated government offices / agents. Stock Holding Corporation of India (Stock Holding), an All India Institution specialising on central registration service has been designated as Central Record Keeping and Collecting Agency by most of the state governments. But not all state governments have brought Bank Guarantee as a permissible article under e-Stamping. Govt. of Bihar is requested to list the same, if not listed yet.

While e-Stamping has made the revenue collection process easier for Government, benefits of digitisation have not been fully realised. When banks issue bank guarantee, the banks other than the Agency banks or their clients need to visit the government department / Agency bank to collect the e-Stamp Certificate or Stamp Paper. The physical Certificate / Stamp is made part of the bank guarantee by attaching with and / or printing thereon the document as a proof of having paid the stamp duty.

The Digital E-Stamping eliminates the use of physical certificate / stamp and make the bank guarantee process fully automated. It enables the banking system to move away from paper based issuance of bank guarantees and helps adoption of international best practices in transmission of bank guarantees and its amendments.

#### **13.4 Pledge financing for agriculture commodities through electronic-Negotiable Warehouse receipt (e-NWR)**

Warehousing Development and Regulatory Authority (WDRA) has been established under the Warehousing (Development and Regulation) Act, 2007 for setting up a negotiable warehouse receipt system in the country, making Negotiable Warehouse Receipt (NWR) a prime tool of trade and regulation of warehouse.

e-NWR can facilitate easy pledge financing by banks and other financial institutions. e-NWR also helps to save expenditure in logistics as stocks can be traded through multiple buyers without physical movement and can be even split for partial transfer or withdrawal. e-NWR promote scientific warehousing for storage of agriculture goods and commodities.

In a recent years meeting with Department of Food and Public Distribution, it was decided that the outreach of pledge finance through e-NWRs should be increased.

#### **13.5 Fixation of Crop Season**

As per Para 4.2.13 at page no. 15 of RBI Master Circular RBI/2022-23/15 DOR. STR. REC. 4/21.04.048/2022-23 dated 01.04.2023 on "Prudential Norms on Income Recognition, Asset Classification and Provisioning pertaining to Advances" :

(i). A loan granted for short duration crops will be treated as NPA, if the instalment of principal or interest thereon remains overdue for two crop seasons.

(ii). A loan granted for long duration crops will be treated as NPA, if the instalment of principal or interest thereon remains overdue for one crop season.

(iii). For the purpose of these guidelines, "long duration" crops would be crops with crop season longer than one year and crops, which are not "long duration" crops, would be treated as "short duration" crops.

(iv). The crop season for each crop, which means the period up to harvesting of the crops raised, would be as determined by the State Level Bankers' Committee (SLBC) in each State. Depending upon the duration of crops raised by an agriculturist, the above NPA norms would also be made applicable to agricultural term loans availed of by him.

SLBC Bihar has received communication in this regard from IBA and also some member banks to determine crop season and share the minutes of the SLBC meeting in which this is approved.

The matter was taken up with Agriculture Deptt., Bihar Govt. and they have provided the details of sowing and harvesting period of prominent crops grown in Bihar. Based on this information as well as considering the time involved in harvesting, storage, marketing and realisation of sale proceeds of crops and the element of uniformity and operational convenience, a list of short duration and long duration crops was prepared and the undernoted crop season was decided for the limited purpose of IRAC norms:

Type of Crop	Crop Season
All Short Duration Crops	12 Months
All Long Duration Crops	18 Months

This was approved and adopted with consensus by all stakeholders in the meeting of SLBC Sub-Committee on Agriculture – I and Allied Activities – II held on 27.02.2023. The list of crops, their duration and crop season approved by the Sub-Committee is placed at page no. 211

Further, it is placed before the SLBC for its approval.

**STATE LEVEL BANKERS' COMMITTEE, BIHAR**  
**CROP SEASON**

	Major Crops being cultivated in the State	Crop Sowing Period	Crop Harvesting Period	Crop Duration	Crop Season
<b>RABI CROPS</b>					
1	Wheat	November - December	March - April	Short Duration	12 Months
2	Maize	October - November	April - May	Short Duration	12 Months
3	Barley	October - November	April	Short Duration	12 Months
4	Chickpea	October - November	March - April	Short Duration	12 Months
5	Lentil	October - November	March - April	Short Duration	12 Months
6	Lathyrus	October - November	March - April	Short Duration	12 Months
7	Pea	October - November	March - April	Short Duration	12 Months
8	Rapeseed & Mustard	October - November	March	Short Duration	12 Months
9	Toria	September - October	March - April	Short Duration	12 Months
10	Linseed	November	March - April	Short Duration	12 Months
11	Sunflower	November	March - April	Short Duration	12 Months
12	Potato	October - November	January - February	Short Duration	12 Months
13	Potato	September - October	December - March	Short Duration	12 Months
14	Brinjal	October - November	January - March	Short Duration	12 Months
15	Chilli	October - November	February - April	Short Duration	12 Months
16	Late Cauliflower	August - October	December - January	Short Duration	12 Months
17	Onion	October - November	May - June	Short Duration	12 Months
18	Garlic	September - November	April - May	Short Duration	12 Months
19	Garden Pea	September - November	December - February	Short Duration	12 Months
20	Makhana	December - January	September - October	Short Duration	12 Months
21	Marigold	September - October	February - March	Short Duration	12 Months
22	Gladiolus	September - October	January - March	Short Duration	12 Months
<b>KHARIF CROPS</b>					
1	Rice	July - August	October - November	Short Duration	12 Months
2	Maize	June - July	October - November	Short Duration	12 Months
3	Sorghum	June - July	November	Short Duration	12 Months
4	Bajra / Pearl Millet	June - July	November	Short Duration	12 Months
5	Finger Millet	June - July	October - November	Short Duration	12 Months
6	Jute	June - July	October - November	Short Duration	12 Months
7	Seasame	June - July	October	Short Duration	12 Months
8	Soyabean	June - July	October	Short Duration	12 Months
9	Sunflower	June - July	October - November	Short Duration	12 Months
10	Pigeon Pea	June - July	March	Short Duration	12 Months
11	Black/Green/Horse Gram	June - July	October	Short Duration	12 Months
12	Brinjal	June - August	September - February	Short Duration	12 Months
13	Chilli	June - July	October - December	Short Duration	12 Months
14	Early Cauliflower	June - July	September - October	Short Duration	12 Months
15	Mid Cauliflower	July - August	Nov. - December	Short Duration	12 Months
16	Onion	May - June	Nov. - December	Short Duration	12 Months
17	Okra	June - July	Sept. - November	Short Duration	12 Months



	Major Crops being cultivated in the State	Crop Sowing Period	Crop Harvesting Period	Crop Duration	Crop Season
18	Cucumber	June - July	Sept. - November	Short Duration	12 Months
19	Bottle/Ridge/Bitter/Sponge Gourd	June - July	Sept. - November	Short Duration	12 Months
20	Marigold	March - April	July - August	Short Duration	12 Months
21	Chrysanthemum	June - July	December - February	Short Duration	12 Months
22	Tuberose	July - August	3 months post plantation	Short Duration	12 Months
<b>GARMA ZAIDI / SUMMER CROPS</b>					
1	Green Gram	March - April	June	Short Duration	12 Months
2	Seasame	March - April	June	Short Duration	12 Months
3	Cowpea	March - April	June	Short Duration	12 Months
4	Sunflower	March - April	June	Short Duration	12 Months
5	Tomato	November end	April - May	Short Duration	12 Months
6	Brinjal	November end	April - May	Short Duration	12 Months
7	Chilli	January - February	May - July	Short Duration	12 Months
8	Okra	February - March	May - July	Short Duration	12 Months
9	Cucumber	January - February	March - May	Short Duration	12 Months
10	Bottle/Ridge/Bitter/Sponge Gourd	June - July	September - November	Short Duration	12 Months
11	Marigold	January - February	April - May	Short Duration	12 Months
<b>Long Duration Crops</b>					
1	Sugarcane	October - November	November - December (next year)	Long Duration	18 Months
2	Banana	June - July	14-16 months post planting	Long Duration	10 Months
3	Papaya	August - October	10-12 months post planting	Long Duration	18 Months
4	Rose (Desi) (Cuttings)	December - January	12 months post planting	Long Duration	18 Months

\*\*\*\*\*

**राज्यस्तरीय बैंकर्स समिति, बिहार की 83वीं एवं 84वीं संयुक्त बैठक**  
**83<sup>RD</sup> & 84<sup>TH</sup> MEETING OF STATE LEVEL BANKERS' COMMITTEE, BIHAR**

**04 मार्च 2023 11:00 पूर्वाह्न 04<sup>TH</sup> MARCH 2023 11:00 AM**

**कार्यसूची (AGENDA)**

1. कार्य निष्पादन के मुख्य बिंदु ( **Highlights of Performance** )
2. राज्यस्तरीय बैंकर्स समिति की दिनांक 28.09.2022 की 82वीं बैठक के कार्यवृत्त का अंगीकरण  
( **Adoption of the minutes of 82<sup>nd</sup> SLBC meeting dated 28.09.2022** )
3. राज्यस्तरीय बैंकर्स समिति, बिहार की 82वीं बैठक के कार्यवृत्त / कार्यबिन्दुओं पर चर्चा  
( **Deliberations on the Minutes/ATRs of the 82<sup>nd</sup> SLBC meeting** )
4. साख - जमा अनुपात ( **C D Ratio** )
5. (i) वार्षिक साख योजना 2022-23 के अंतर्गत प्रदर्शन  
( **Performance under Annual Credit Plan (ACP) 2022-23** )  
(ii) वार्षिक साख योजना 2023-24 हेतु लक्ष्य निर्धारण  
( **Target for Annual Credit Plan 2023-24** )
6. सूक्ष्म, लघु एवं मध्यम उद्यम ( **M.S.M.E** )
  - (i) एम० एस० एम० ई० क्षेत्र को वित्त पोषण ( **Financing to MSME Sector** )
  - (ii) प्रधानमंत्री रोजगार सृजन कार्यक्रम ( **PMEGP** )
  - (iii) प्रधानमंत्री मुद्रा योजना ( **PMMY** )
  - (iv) पी० एम० एफ०एम० ई० ( **PMFME** )

(v) पी० एम० स्वनिधि योजना ( PM SVANidhi )

(vi) पी० एम० बुनकर मुद्रा योजना ( PM Bunkar Mudra Yojana )

(vii) एस० आई० पी० बी० ( SIPB )

7. कृषि एवं स्वयं सहायता समूह ( Financing to Agriculture and SHGs )

(i) एस०एल०बी०सी० ऑनलाइनपोर्टल पर ऋण आवेदन पत्रों की स्थिति

( Status of loan applications on SLBC Bihar Online Portal )

(ii) के०सी०सी० - फसल, पशुपालन, मत्स्यपालन एवं कृषि सम्बद्ध क्रिया-कलाप

( KCC – Animal Husbandry, Fishery & Agri Allied Activities )

(iii) स्वयं सहायता समूह (SHG)

(iv) कृषि अवसंरचना कोष ( Agriculture Infrastructure Fund )

(v) पशुपालन अवसंरचना विकास कोष

( Animal Husbandry Infrastructure Development Fund )

(vi) एफ० पी० ओ० (FPO)

(vii) फसल ऋतु का निर्धारण ( Fixation of Crop Season )

(viii) कृषि वस्तु संबंधित इलेक्ट्रॉनिक पराक्रम्य गोदाम रसीदों की गिरवी के माध्यम से वित्त पोषण

( Pledge financing for agriculture commodities through electronic-Negotiable Warehouse Receipts )

(ix) स्वामित्व योजना ( Svamitva Scheme )

8. वित्तीय सेवाएँ विभाग, भारत सरकार द्वारा चयनित स्थानों पर बैंक शाखाओं के खोलने में प्रगति

( Status of Opening of Brick & Mortar Branches at locations advised by DFS, GoI. )

## 9. Financial Inclusion

वित्तीय समावेशन एवं वित्तीय साक्षरता : वित्तीय समावेशन हेतु राष्ट्रीय योजना के अंतर्गत प्रगति एवं आकलन (Financial Inclusion & Financial Literacy : Progress & Assessment under National Strategy of Financial Inclusion (NSFI))

**(i) वित्तीय सेवाओं तक पहुँच (Access to Banking Services)**

- Physical Access Indicators
- Digital Access Indicators
- Provision of Banking Services in every village within a radius of 5 KMs/ hamlets of 500 households – Status

**(ii) वित्तीय सेवाओं के उपयोग (Usage of Financial Services)**

- Savings Account Indicators
- Providing a Basic Bouquet of Financial Services (Micro Insurance and Micro Pension)
- Credit Indicators
- Micro Credit (Self Help Groups (SHG) & Joint Liability Groups (JLG)
- CD Ratio (State, Aspirational Districts and Districts having CD Ratio less than 40% consecutively for last three financial year – data for last three financial years

**(iii) वित्तीय साक्षरता एवं कौशल विकास**

**(Financial Literacy Indicators and Skill Development Initiatives)**

**(iv) वित्तीय साक्षरता और डिजिटल भुगतान पारिस्थितिकी तंत्र की वृद्धि हेतु बुनियादी ढांचे का समर्थन**

**(Enabling Infrastructure for furthering financial Inclusion and Digital Payments Ecosystem)**

- Physical Infrastructure Inadequacies – Road/Power/Telecom Connectivity
- Digital infrastructure (State Data for last three financial years)

**(v) Progress in Pilot Project/ Scaled Up Project of Expanding and Deepening of Digital Payments undertaken in the identified**

district(s) in the state and way forward for scaling up the same in other districts of the State

**10. सामाजिक सुरक्षा योजनाएँ ( Social Security Schemes)**

(i) प्रधानमंत्री जीवन ज्योति बीमा योजना ( PMJJBY)

(ii) प्रधानमंत्री सुरक्षा बीमा योजना ( PMSBY)

(iii) अटल पेंशन योजना ( APY)

(iv) वित्तीय समावेशन से सशक्तिकरण : पंचायतस्तरीय विशेष कार्यक्रम  
( Empowerment by Financial Inclusion : A Panchayat Level  
Special Programme )

11. विभिन्न विभागों / बैंकों के मुद्दे / समिति द्वारा उचित समझी गई कोई भी विषय वस्तु - अध्यक्ष की अनुमति से

( Issues of different departments / banks / Any other issue considered suitable by the Committee-with the permission of the Chair)

=0=0=0=0=0=0=

S  
L  
B  
C  
B  
I  
H  
A  
R

---

**83RD & 84TH  
QUARTERLY  
MEETINGS**

---

**4th March 2023  
Hotel Maurya, Patna**

---

**MINUTES  
& ACTION POINTS**

---

*Revised / Minutes & Action Points*

**राज्यस्तरीय बैंकर्स समिति, बिहार**

**SBI** **संघीय भारतीय स्टेट बैंक**

**STATE LEVEL BANKERS' COMMITTEE, BIHAR**

## **STATE LEVEL BANKERS' COMMITTEE, BIHAR**

**83<sup>rd</sup> & 84<sup>th</sup> JOINT QUARTERLY MEETING DATED 4<sup>th</sup> MARCH 2023**

### **MINUTES**

The 83<sup>rd</sup> and 84<sup>th</sup> joint quarterly meetings of SLBC Bihar was held on 4<sup>th</sup> March 2023 at Hotel Maurya, Patna under the Convenorship of State Bank of India. It was focussed on MSME and Financial Inclusion. Hon'ble Finance Minister Shri Vijay Kumar Choudhary presided over the meeting. It was attended by Hon'ble Minister, Industry Department, Shri Sameer Kumar Mahaseth and senior officials from DFS, State Government Departments, RBI, NABARD, SBI, SIDBI, KVIC, Police, Department of Post, SLBC member banks, Industry Associations, District Magistrates and Lead District Managers. The list of participants is placed as Annexure-I.

2. Shri Shiva Om Dikshit, Chief General Manager, SBI delivered the welcome speech and presented a bird's eye view of the banking developments that has taken place in the State upto 3<sup>rd</sup> quarter of FY 2022-23. Views expressed by him are summarized below :

(i) Total deposits of banks were Rs 4.22 lakh crore at the end of the June 2022 which increased to Rs 4.41 lakh crore by December 2022. Thus, deposits of banks have grown by Rs 19,000 crore between June and December quarters of FY 2022-23.

Total advances of banks has increased from Rs 2.14 lakh crore to Rs 2.30 lakh crore, i.e. by Rs 16,000 crores during June and December 2022 quarters.

CD Ratio of the state was 52.83% in June 2022, which increased to 54.25% in December 2022. Thus, at the end of December 2022, the CD Ratio of the state has increased by 1.42% from June 2022.

(ii) ACP target for FY 2022-23 is disbursement of loan worth Rs 2.04 lakh crore. Under this, Rs 53,000 crore i.e. 25.74% of the target has been achieved by June 30, 2022 and Rs 1.59 lakh crore i.e. 78% of the target has been achieved by December 2022.

If seen Sector-wise, till the third quarter, the achievement of the target under ACP has been about 70% in Agriculture Sector, 63% in MSME, 90% in Other Priority Sector and 107% in Non-Priority Sector.

(iii) During the current FY, work has been done in the field of MSME in a very focused way. It started with target setting for MSME in ACP. The target of MSME in ACP for 2021-22 was Rs 35,000 crore which has been increased to Rs 70,000 crore for 2022-23 i.e. 100% increase in target. Banks disbursed Rs 44,000 crore MSME loans till December which is 63% of the target. During the same period in 2021-22, banks had disbursed MSME loans worth Rs 23,700 crore only.

PMEGF is an important scheme for employment generation in the MSME sector. Last year's physical target under this scheme was 3,415, which has increased to 8,859 in the current FY- an increase of more than two and a half time. Against this target, 560 loan applications were approved by banks till June 2022 and 6,928 till December 2022 and 8,477 till 27 February 2023, which is very close to the annual target.

Under Pradhan Mantri Mudra Yojana (PMMY), loans worth Rs 2,820 crore have been given by banks till June 2022 and Rs 14,983 crore till December 2022 in the current FY

If we look at the Stand Up India Scheme, a total of 5,126 persons were given loans under this scheme since inception of the scheme upto September 2022. This number has increased to 5,835 by December 2022 and to 6,156 by 27 February 2023.

Under PMFME scheme, 33 applications were approved till June 2022 and 208 till December 2022. Thereafter, during succeeding two months, the pace of sanction has increased in this scheme and the number of approved applications has increased to 1,645 as on 27 February 2023.

In the first tranche of PM SVANidhi scheme, loans were given to 64,778 Street Vendors till September Quarter and 70,140 Street Vendors till December Quarter. By February 28, 2023, loans have been sanctioned to 71,700 street vendors in the first tranche of this scheme, 11,800 in the second tranche and 145 in the third tranche.

(iv) The target of loan disbursement in ACP for the financial year 2022-23 in Agriculture Sector was Rs 70,000 crore. Banks have disbursed loans worth Rs 48,648 crore till December 2022 and thus 70% of the target has been achieved.

The target for SHG financing is credit linking 2.50 lakh JEEVIKA SHGs during FY 2022-23. Against this, 44,000 SHGs were financed by banks till June 2022 and 2.02 lakh SHGs till the end of Dec'22. SHG financing continues to be a focus area and by the end of January 2023, a total of 2.26 JEEVIKA SHGs have been financed this year i.e. 90% of the target has been achieved.

(v) At the end of June 2022, the NPA of banks was Rs 24,075 crore (11.50%) which decreased to about Rs 21,100 crore (9.93%) at the end of September 22 and thereafter increased to Rs 23,400 crore in December 22 (10.35%).

(vi) At the Financial Inclusion front, 7,721 bank branches and 6,733 ATMs were working as on 30.06.2022. The number of branches has increased by 67 and the number of ATMs by 109 in the December quarter, taking the total bank branches in the state to 7,818 and total ATMs to 7,048 as on December 31, 2022. Apart from these, 34,701 Fixed Point BC (CSP) are also functioning in the state i.e. there are a total of 49,563 Banking Touch Points. Banks have opened 21 lakh new Jan Dhan savings accounts, have insured 15.26 lakh people under PMJJBY, 23.43 lakh under PMSBY and 4.94 lakh people have been registered under APY between June and December quarters.



In the current financial year till December quarter, FLCs of all the districts of the state have conducted 1,700 Special Camps and 2,100 Target Group Camps and RSETIs have conducted 710 Training Programs and trained 22,000 people.

(vii) State Bank of India is trying its best to play its role as per national and regional needs, aspirations and priorities. The physical target of SBI in PMEGP is 1,895. Against this, 1,830 applications were sanctioned till 3rd Quarter End. By February 7, 2022, 1,962 PMEGP applications have been sanctioned i.e. more than 100% of the target.

SBI has approved 501 applications under PMFME and 170 under Agri Infra Fund till February 2023. Since the inception of Stand Up India Schemes, 568 loans have been sanctioned by SBI by February 2023.

Under PM SVANidhi scheme, SBI received 28,898 applications in its first tranche, out of which 17,781 applications have been approved till February 2023.

SBI is also actively working for Self Help Groups of JEEVIKA and has financed 37,701 SHGs (105%) against yearly target of 35,441.

In the field of Financial Inclusion, SBI is providing its best services in the State through 8,280 Customer Service Points (Fixed Point Banking Outlets). SBI has 7 RSETIs in its 7 lead districts and they have been accredited with top grading "AA" by the Govt. of India for their overall performance.

In the current FY till February 2023, SBI has opened 4,14,000 Jan Dhan accounts, enrolled 2,77,000 people in Atal Pension Yojana and enrolled 14,93,000 people in PMJBY and 25,01,000 people in PMSBY.

(viii) He requested member banks to clear the pending applications under all schemes in the remaining days of the current FY.

(ix) He thanked the State Govt., on behalf of SLBC member banks, for all the necessary support provided for smooth functioning of their branches and CSPs.

3. Shri Vijay Kumar Choudhary, Hon'ble Finance Minister, Govt. of Bihar extended special welcome from State Govt. to all representatives of banks and said that this welcome is the representation of the hopes of millions of citizens of the State and the expectations of the State Govt. He expressed the undernoted views during his speech :

(i) Banking system is the steering wheel of society's progress and financial inclusion and inclusive growth cannot happen without the help of banks.

(ii) There has been a considerable progress since last meeting of SLBC. It is a matter of satisfaction that CD Ratio has risen to 54% and we are going to have an ACP of Rs 2,63,000 crores for FY 2023-24 which almost equals the State's budget of Rs 2,62,000 crores approved by the State Assembly yesterday.

(iii) Hon'ble Finance Minister observed that the synoptic assessment of progress achieved under various schemes and sectors as presented today before the SLBC by

the Chief General Manager, SBI during his welcome speech, bears a testimony to the fact that noticeable progress has been made. The remarkable work done by JEEVIKA with the help of banks was highly appreciated in the recent budget session of the State Assembly. That a JEEVIKA Didi from Muzaffarpur has been awarded by Hon'ble President of India for her innovative business of manufacturing art pieces from plastic waste, is a matter of big pride for all of us. It is by dint of woman empowerment unlocked through JEEVIKA by way of SHG financing by banks that JEEVIKA Didis are being invited now to Financial Inclusion Orientation Programmes conducted at Lal Bahadur Shastri Academy where members of IAS are imparted training. All these good things should not lead to complacency rather it should infuse inspiration and zeal in us. Let us remember that we are still lagging behind the average national OD Ratio of 75%.

(iv) The State Govt. is committed to extend all necessary cooperation for creating a more congenial work environment for banks. The district administration of all districts has been instructed to help banks in recovery of NPAs through SARFAESI and all other legal recourses. Banks should feel free in approaching the State Govt. for any help they need, be it for discharging their duties or for implementing any scheme. However, it is prudent to raise the impeding issues for resolution whenever they crop up rather than to just mention them as the reason for non-performance at the time of review.

(v) NPAs are a part of banking business and should be contained within the tolerance level. Turning of accounts into NPAs must trigger required action of recovery but it should never induce refuge from financing. The failures of a few borrowers should not deprive other needy people of bank finance. Let us not forget that most of the borrowers in the State are marginal farmers or micro entrepreneurs who are not wilful defaulters like big corporate debtors.

(vi) SLBC data for December 2022 quarter reveals that some banks and districts have done well whereas some of them need immediate improvement. Finance Deptt., GoB would interact with such banks / districts one to one so that the overall outcome improves. Banks should identify their low performing branches and take suitable steps to ameliorate their performance.

4. As this SLBC meeting is focused on MSME, Sri Sandeep Poudrik, Additional Chief Secretary, Industry Department, GoB made a presentation before the forum and spoke at length on the various schemes of his department. Views expressed by him are summarized below :

(i) PMEGP : The average number of physical sanctions during last 4 years has been between 2,500 to 3,000 per year which has touched 8,587 during the current FY and this is expected to further cross the 9,000 mark as still a few days are left in the current FY. He congratulated the banks and thanked them for their cooperation in achieving this feat. He extended his special thanks to SBI, PNB, DBGB, UBGB and Canara Bank who have sanctioned more than 90% of their targets. However, he said that sanctions are nothing but a piece of paper until they are disbursed. Banks have claimed MM (margin money) in 4,887 cases out of which MM has been disbursed in 3500 cases. There are around 1,000 referred back cases which can be rectified and resubmitted easily by banks and

that will take the MM disbursed figures to 4,500. Also, banks are required to lodge MM claims promptly in around 4,000 remaining sanctioned cases.

(ii) PMFME : This central scheme for food processing sector launched in 2020-21 has seen only 20 loans sanctioned during last 2 years. But after transfer of this scheme from Agriculture Deptt. to Industry Deptt., there has been a quantum jump in performance and 1,900 loan applications have been sanctioned during 2022-23 which is 3<sup>rd</sup> highest pan India. SBI is leading with 497 PMFME loans sanctioned while other banks are also catching up. The target for FY 2022-23 is 3,600 and banks are sanctioning around 75-100 applications per day, therefore, we hope to achieve the allotted target and take Bihar to 1<sup>st</sup> or 2<sup>nd</sup> position pan India. However, only 377 loans have been disbursed and completion of disburseals in remaining cases needs to be done expeditiously.

PMFME scheme is a boon for Bihar because the State has a huge potential for food processing activities and there is no dearth or difficulty in release of subsidy as it is released by Industry Deptt. at State level. The scheme is applicable to both individuals and groups. Industry Deptt. is working in coordination with JEEVIKA and JEEVIKA Dids. have done a number of PMFME projects in Honey and Makhana processing and Masala, Papad and Pickle production.

Banks are sanctioning many term loans for Mini Rice Mills, Atta Chalkis, Sweet shops, Packaging material production etc. under their regular schemes. They may bring these projects under PMFME which will not only benefit the borrowers with subsidy but will also reduce the credit load of banks.

(iii) Bunkar Mudra Yojana : This is a specific scheme for weavers who are concentrated in select districts of the State. The number of applications sent to 17 banks is 3,600 but performance of none of the banks is satisfactory. Poor or negative CIBIL score is one of the main issues that the scheme is facing.

(iv) Bihar Industrial Promotion Policy (BIPP) 2016 : Aimed at creating a convenient and congenial industrial atmosphere in the State, BIPP-2016 offers a number of incentives to the entrepreneurs e.g. Interest Subvention, SGST Reimbursement, Electricity Duty Reimbursement and Reimbursement on Stamp Duty on Registration and Conversion of Land, Employment Cost Subsidy, Skill Development Subsidy etc.

Since inception of the BIPP, 2,294 units with proposed investment worth Rs 64,000 Crores have been accorded Stage-1 clearance, 815 units with investment amounts of Rs 8,112 crores have been given financial clearance and 419 units have entered working status wherein investment amount is Rs 3,579 crores. During the current FY, 1<sup>st</sup> stage clearance has been given to 335 projects worth Rs 8,000 proposed investment, financial clearance to 123 units worth Rs 2,000 crores of investment and 68 projects have finally received working status wherein investment is Rs 1,080 crores.

(v) Muktaya Mantri Udyami Yojana (MMUY) : The MMUY was launched in Bihar during 2018-19 and is a first of its kind scheme ever introduced in the country. The aim of MMUY is to develop and expand entrepreneurship, develop new micro & small enterprises in rural & urban areas and promote self-employment. Under this scheme,

GoB provides the beneficiaries interest free loan worth 50% of project cost (Max. Rs 5 lakh) repayable in 84 EMIs after a gestation period of 12 months and a grant equal to 50% of the project cost (Max. Rs 5 lakh). Around 30,000 beneficiaries have been financially assisted under MMUY since inception of the scheme with 8,111 beneficiaries selected during the FY 2022-23 itself. The successful beneficiaries under MMUY are the prospective borrowers of banks as they may approach the banks in future for financing their business expansion.

Leather cluster which is coming up at Muzaffarpur tells the success story of industry in Bihar. In this cluster, 40 Micro Units run by JEEVIKA Didis have been provided with around 1,200 industrial stitching machines. These micro units are working with a Mumbai based Anchor Unit which takes care of raw material supplies and marketing of leather bags. With 2,000 workers and a pooled production capacity of 40,000 bags per month, this cluster is poised to become the largest bag stitching cluster of India. Govt. of Bihar has come out with a Textile and a Leather Policy in 2022 in order to develop Bihar as leather and textile hub. Govt. is trying its best to develop an industrial atmosphere in the State. Banks are requested to finance generously to upcoming units and make State Govt.'s industrial dream come true.

5. Dr. S. Siddharth, Additional Chief Secretary (Finance) expressed his views on various issues as under :

(i) Finance Deptt. took a very concerted decision in line with the industrial aspirations of the State Govt. and doubled the ACP for MSME sector from Rs.35,000 crores in FY 2021-22 to Rs 70,000 crores in FY 2022-23. State Govt. has pumped a sizeable amount in MMUY by taking a 50 years-loan from World Bank. This shows its resolve to help entrepreneurship develop in the State.

(ii) Stand Up India (SUI) is an important scheme launched by Govt. of India under which every bank-branch has to finance one SC or ST and one Woman beneficiary with Loans from Rs 10 lakh to Rs 1 crore for greenfield projects. There are 3,950 branches of Public Sector Banks in the State and they should have financed 3,950 SC / ST beneficiaries whereas only 529 such beneficiaries have been financed by them so far. This performance is very poor and needs immediate attention of Govt. of India. Govt. does not wishes only Mudra loans to be financed rather it wishes big ticket size loans also to be financed to boost up the MSME sector.

The Chief General Manager, SBI apprised the forum that SBI has financed 704 SUI loans up to FY 2021-22 and 761 loans during FY 2022-23. Out of 761 SUI loans financed by SBI during current FY, 578 loans have been financed during last 3-4 months only. This signifies that progress under SUI scheme has been slow but it is picking up fast, so far SBI is concerned.

Dr. Bhushan Kumar Sinha, Joint Secretary, DFS, Govt. of India mentioned that SUI scheme is on the radar of GoI and performance under the scheme is being reviewed periodically. As on 13<sup>th</sup> February 2023, 1,71,885 SUI loans worth Rs 38,855 crores were sanctioned pan India out of which Rs 18,884 crores have been disbursed. In Bihar, 6,078 loans worth Rs 1,130 crores have been sanctioned and disbursement is Rs 556 crores.

JJ<sup>m</sup> & 84<sup>th</sup> Joint Quarterly Meeting dated 4<sup>th</sup> March 2023: Minutes & Action Points 7 of 13 | Page

When we compare loan amount sanctioned under EUI on per lakh of population, national average is Rs 22.26 lakh whereas for Bihar it is Rs 90.26 lakh.

Also, performance of Bihar is better than National Averages in MSME YoY growth, Number of Jan Dhan Accounts per lakh of population and ticket size of Mudra loans. Under Mission Utkarsh, Sitamarhi district has achieved 100% of State average in 3 out of 4 Key Performance Indicators (KPIs) and 99% in 1 KPI. This shows remarkable performance by Bihar under Financial Inclusion.

Commenting on the performance of various districts in ACP, ACS (Finance) observed that there are banks and districts which are not performing well which is evident from their achievement percentage of their targets under ACP. For example, districts like Jamsai (42%), Shalikhpora (44%), Munger (45%), Banka (48%), Arwal and Khagaria (51%), Nalanda & Lakhisarai (53%) and Banks like Bank of India (40.59%), UCO Bank (50.34%), DBGS (55.08%), Union Bank (62.84%), CBI (73.15%) which have performed below State Average. As directed by Hon'ble Finance Minister, one-to-one meeting with the State Heads of the Lead Banks of the lagging districts and Banks will be held in March 2023. Bank heads are requested to do diagnosis of the reasons involved and come up with action plans for improvement.

ACS (Finance) further informed the forum that Bihar Govt. has proposed ACP size of Rs 2,63,150 crores for 2023-24 which is based on Rs 2,03,139 crores of projections made by NABARD in their Potential Linked Plan 2023-24. It has been endeavored to align ACP with PLP because aligning it with Per Capita National Income or National Average CD Ratio would need a very huge increase in current size of ACP and is not practical at this stage.

In ACP 2023-24, Rs 94,150 crores has been proposed for Agriculture Sector against Rs 70,000 crores for 2022-23. The Agriculture ACP has further been bifurcated into ATL (Rs 41,040 crores) and Crop (Rs 53,110 crores) to align with the production, preservation, processing and marketing needs as per Bihar Agri Road Map. The MSME ACP is Rs 70,000 crores for 2022-23 which has been increased to Rs 89,480 crores for 2023-24. The aim is to bring in large ticket loans. For Other Priority Sector (OPS), ACP size has been increased from Rs 14,145 crores to Rs 19,520 crores. All these proposed increase are in line with NABARD's PLP. Outlay for NPS has been increased from Rs 50,000 crores to Rs 60,000 crores. SLBC is requested to allocate bank-wise targets at the earliest so that ACP Targets are available to banks from April 2023 to act upon.

5. In his address to the SLBC, Shri Sanir Kumar Mahaseth, Hon'ble Minister, Industry Department, GoB mentioned the undemoted points :

(i) Progress is visible in all banking sectors during last two quarters and banks deserve applause for the same.

(ii) There is a perception about Bihar that Industry cannot flourish here. Knowingly or inadvertently, banks officials coming to Bihar from other states carry this wrong notion in their minds. Time has changed, Bihar has changed and we need to change our mindset accordingly.

(iii) He also observed that high NPA is not confined to Bihar only. Many States are having higher NPAs still they are having higher CD Ratios.

(iv) We have a successful model of JEEVIKA which is being appreciated nationwide. We have implemented MMUJ in which a large number of entrepreneurs are coming forward to get associated with. All these show the inclination of people in Bihar towards MSME and the need for funding their projects. Still we are lagging behind in National Average CD Ratio. It is contradictory.

(v) Industry Deptt., GoB is in active mode and its senior officials are frequently visiting all the districts to drive department's various schemes. The result of these steps can be seen in the increasing performance of schemes.

(vi) The State Govt. is establishing a Land Bank of 10,000 acres for use of industrial units and 4,000 acres of land has already been acquired. Govt. is creating a base of entrepreneurs through various schemes like MMUJ, PMFME, PMEGP, BIPP etc. Banks are required to take Govt.'s efforts further forward by providing finance to these entrepreneurs. Let us remember that the GDP of the country will not increase unless GDP of Bihar increases.

8. During discussions on SHGs, Joint Secretary, DFS observed that JEEVIKA is doing good for SHGs in Bihar but the gap between bank linked and credit linked SHGs is still 34%. Though the gap at national level is higher, it should be not be as high as 34% for Bihar because JEEVIKA is a role model pan India.

CEC, JEEVIKA presented the undemoted views on SHGs and RSETIs :

(i) There are 10.45 lakh SHGs in Bihar are bank-linked. Out of them, 6.62 lakh SHGs were credit linked by Sept. 22 quarter. During Dec. 22 quarter, JEEVIKA has credit linked 1 lakh more SHGs with the help of banks. Now 90% of bank linked SHGs are credit linked.

(ii) The target for FY 2022-23 was to credit link 2.50 lakh SHGs and 2.25 lakh SHGs have already been credit linked, and with the efforts in offing it is hoped that we will achieve the 2.50 lakh target.

(iii) So far, the average disbursement under JEEVIKA SHGs has been Rs. 5,700 crores per year. But in current FY, till January 2023, we have already disbursed Rs. 6,700 crores and hope to cross Rs. 8,000 crores by end of the current FY which will be an all time high level of disbursement.

(iv) RSETIs in 27 districts are running in their own buildings but the pace of construction of buildings in 5 districts is very slow and in 8 districts the construction has not yet started including Patna. Banks need to expedite in this regard.

(v) It was opined in previous SLBC meetings that JEEVIKA should go for big ticket projects through SIPB. We have acted upon this and JEEVIKA has submitted 3 SIPB 1<sup>st</sup> stage cleared proposal of SHGs to banks. These projects are one each in Bhojpur (Frozen Pea - BoB), Katihar (Makhana Processing - SBI) and Samastipur (Spices -

SBI). Land is already available for these projects and if bank credits are sanctioned, it will trigger starting of the projects.

(vi) Banks have financed Rs 27,000 crores so far to JEEVIKA SHGs which has benefitted 1.30 crore families in the State. He thanked banks for their cooperation in this regard.

7. Regarding ACP, Joint Secretary, DFS opined that target setting under ACP is a subject to be decided at the State level. However, it is worth mentioning that YoY growth of MSME in Bihar is 20% against National Average of 11.90% and a further increase of 27% has been proposed in MSME ACP 2023-24. In Agriculture Sector, national level allocation was 18.60 lakh crores which is to be taken to 20 lakh crores during 2022-23 i.e. an increase of 8% is proposed in the Budget 2023-24 announcements made by Central Govt. However, the proposed increase in Agri ACP 2022-23 is 35% in Bihar. These higher-side allocations may create aberrations in alignment of Regional and Inter-State GLC allocations by Central Govt. and needs to be looked into at backend by NABARD.

Special Secretary (Finance) mentioned that the ACP for 2023-24 has been framed after much introspection and deliberations done during last meeting held by NABARD. As already said by ACS (Finance), it is based on the credit demand potential worth Rs 2,03,139 crores projected by NABARD in their PLP 2023-24. The ACP for 2020-21 was Rs 1,62,000 crores out of which the achievement was approx. Rs 1,55,000 crores. When ACP for 2021-22 was increased to Rs 2,04,000 crores, GoB had received requests from SLBC to reconsider the increase. But the recent follow up review with SLBC shows that 80 to 85% of ACP target has already been achieved and, most likely, 100% of ACP will be achieved this year. MSME ACP for current FY was substantially increased by Rs 35,000 crores but for ACP 2023-24, it is only Rs 19,000 crores. In Agri ACP 2023-24, a substantial increase has been proposed but such increases are in line with State's aspirations to maintain its growth rate and to qualify among the top 3-4 states of the country in terms of overall growth. This requires proportionate investments and the State Govt. is trying for the same at its own and has befitting expectations from the banks. These aspirations of Govt. have been expressed on several occasions by Hon'ble Finance Minister and Hon'ble Industry Minister. Moreover, our deposit base is Rs 4,44,000 crores and this potential can be tapped to reach National Average CD Ratio of 75%.

8. Shri Sanjiv Dayal, Regional Director, RBI Patna expressed the following views during his address to the SLBC :

(a) There has been a remarkable increase in CD Ratio which has shot up from 50.18% in December 2021 to 54.25% in December 2022. However, we have miles to go to reach the national average CD Ratio.

(ii) The ACP achievement of 78% upto Q3FY23 is better than that of Q3FY22. But let us not stop here and endeavor to achieve 100%.

(iii) Commendable work has been done by banks in last 5-6 months under various sectors and schemes which has been acknowledged and applauded by Hon'ble

Ministers and senior officials of State Govt. Departments. Banks should continue this tempo of work.

(iv) The ACP target proposed by State Govt. for FY 2023-24 has high expectations from banks and previous speakers have said a lot on this. Banks need to be realistic and positive and gear up themselves to ensure that whatever targets are given they are achieved. State Govt. has repeatedly said that they are always ready to extend all sorts of help the banks require. Banks may also approach RBI in case they need any tweaking of policies.

(v) Though there is a marginal reduction in NPAs to 10.35% it is still very high. In agriculture sector, the NPA is more than 24%. This is a matter of concern more so because we need to lend more in this sector as Agri ACP has been increased for FY24. So banks are requested to exercise due diligence and professionalism to avoid adverse selections of borrowers and maintain quality of assets. State govt., especially the district Administration is urged to reduce number of certificate cases and help banks in recovery of bad loans.

(vi) Implementation of the recommendations of RBI Working Group on Agriculture Credit will facilitate better flow of credit to agriculture sector. RBI is sanguine that necessary steps have been taken in this direction by all concerned.

(v) It is heartening to note that the growth rate of Bihar has been 10.90% in 2021-22, as per Budget and Economic Survey of Bihar - tabled recently in State Assembly. Further, it is commendable that the State Govt. has set aside a sizeable amount for Capex which is equal to almost 21% its total expenditure and also has maintained a reasonable Fiscal Deficit.

(vi) RBI has celebrated Financial Literacy (FL) Week during February 2023 which was based on the theme – 'Good Financial Behaviour, Your Saviour'. During this FL week, posters and banners containing FL messages were displayed in banks branches, Post Offices, select GPs, Panchayat Bhavans, Block Offices, Patna International Airport, BSRTS buses and 40 railway stations in the State to take the FL messages to masses. In addition, around 90,000 FL programs were conducted for various target groups by FLCs, CFLs, LDMs and bank branches during the FL week. RBI thanks all stakeholders for their cooperation in this regard.

As a next step in FL, RBI will organize an All India Quiz starting 11<sup>th</sup> April 2023 for students of class 8 to 10, especially those in Govt. and Municipal schools. This quiz will be at block, district and State levels and will culminate at national level. Education Department, especially the District Education Officers, are requested to extend cooperation in disseminating information regarding the quiz among schools and selecting teams.

(vii) It is heartening to note that SLBC has kept special focus on the status of Financial Inclusion and Financial Literacy in the State.



## SLBC BIHAR

83<sup>RD</sup> & 84<sup>TH</sup> JOINT QUARTERLY MEETING DATED 4<sup>TH</sup> MARCH 2023

### ACTION POINTS

1. A separate review meeting of low performing banks and districts to be done for better understanding of issues and their resolution.

[ Action : Finance Deptt. GoB ]

2. Referred back cases under PMEGP should be attended on priority.

[ Action : Banks ]

3. Banks should disburse all sanctioned PMEGP loans and lodge margin money claims in cases where loans have been disbursed.

[ Action : Banks ]

4. Banks to sensitize their branches and gear up financing under Stand Up India to achieve targets under the scheme.

[ Action : Banks ]

5. The loan proposals of SIPB Stage-1 cleared JEEVIKA SHGs should be processed and disposed off expeditiously.

[ Action : SBI and BoB ]

6. Higher allocations to Agriculture Sector under ACP may create aberrations in alignment of Regional and Inter-State GLC allocations at Central Govt. level and needs to be looked into by NABARD for synchronization at backend.

[ Action : NABARD ]

7. The ACP targets for 2023-24 should be allocated bank-wise & district-wise and be advised to all concerned in the very beginning of the FY 2023-24.

[ Action : SLBC ]

8. Each bank should aim financing under Stand-Up India (SUI) as per target allotted by GOI. I.e. 2 projects per branch - one for SC or ST and one for women beneficiary. Monitoring of progress under SUI is to be done by SLBC.

[ Action : All Banks & SLBC ]

= O = O = O = O = O =

9. Dr. Sunil Kumar, Chief General Manager, NABARD put forth the undernoted points during his speech :

(i) 70% of Agri ACP has been achieved by Q3 and, therefore, it is hoped that there will be 100% achievement this FY. However, only 12 lakh KCCs have been issued. This number needs to be increased including number of new KCCs issued. There is a huge potential of milk, fish and egg production in the State. So, we need to finance ATL ~~also~~ for dairy, poultry, fishery etc. which will help in capital formation and boost Agriculture production.

(ii) In Bihar, 25% farmers are landless and we can finance them through JLG model in a big way. Some banks like SBI, Canara Bank, PNB, CBI, Cooperative Banks and RRBs are already doing JLG financing, we need to expand it. Like SHGs, NPA in JLGs is ~~also~~ very low and are comparatively safer avenues for finance.

(iii) There are approx. 1,000 FPOs in the State and out of this around 400 have been formed by NABARD. These FPOs now need finance for further activities which is not happening. Most of FPO financing has been done by NBFCs and they charge high rate of interest. Finance to NBFCs has credit guarantee and therefore are safe. Also, many of the banks are already registered with NABSanrakshan, a NABARD subsidiary for administration of credit guarantee.

(iv) Agri Infra Fund is an important scheme for post-harvest infrastructure management which is a foremost necessity of an agrarian state like Bihar. This scheme offers both interest subvention and credit guarantee and, therefore, provides comfort to both the borrowers and the lenders. However, only 172 projects have been financed so far under this scheme and needs more push and participation.

10. Classification of crops as Short Duration or Long Duration is material for identifying them as NPAs as per RBI's circular instructions. In light of this, SLBCs have been instructed by Indian Banks' Association (IBA) to fix Crop Seasons for major crops grown in their respective states. Accordingly, a proposal was put up in the meeting dated 27<sup>th</sup> February 2023 of SLBC Sub-Committee - I on Agriculture and details in this regard is placed on page number 41- 42 of 'References to Agenda Booklet' of this (83<sup>rd</sup> & 84<sup>th</sup> Joint) SLBC meeting. The members and stakeholders of SLBC were requested to go through it and to consider approving / disapproving the undernoted fixation of Crop Season :

Type of Crop	Crop Season
All Short Duration Crops	12 Months
All Long Duration Crops	18 Months

This fixation of Crop Season was approved unanimously by SLBC Bihar.

11. The 83<sup>rd</sup> & 84<sup>th</sup> Joint Quarterly SLBC meeting ended with a vote of thanks extended to all dignitaries and participants by Shri Manoj Kumar Gupta, General Manager and Convener, SLBC Bihar.

# STATE LEVEL BANKERS' COMMITTEE, BIHAR

## 85<sup>th</sup> & 86<sup>th</sup> JOINT MEETING

**DATE : 30.08.2023, WEDNESDAY, TIME : 11:00 AM**

**VENUE : HOTEL MAURYA, PATNA**

**(FOR THE QUARTER UPTO 31<sup>st</sup> MARCH 2023)**



## BOOK - 2



**CONVENOR : STATE BANK OF INDIA  
SLBC DEPARTMENT (5<sup>TH</sup> FLOOR)**

**LOCAL HEAD OFFICE, WEST GANDHI MAIDAN, PATNA - 800 001**

**Ph.No. 0612-2209076 / Fax- 0612-2209075**

**Email - [slbc.bihar@sbi.co.in](mailto:slbc.bihar@sbi.co.in) , Website - [www.slbcbihar.com](http://www.slbcbihar.com)**





## **INDEX OF DATA SHEET**

<b>ITEM</b>	<b>SUBJECT</b>	<b>PAGE NO.</b>
1	CD Ratio Bank Wise and District Wise	4-7
2	Priority Sector Lending, Agri Credit, DRI Scheme & Weaker Section	8
3	Sector wise outstanding	9
4	Annual Credit Plan Bank Wise and District Wise	10-13
5	Section wise Annual Credit Plan Bank wise and District Wise	14-15
6	Lending to Minority Communities	16
7	NPA & WRITE OFF	17
8	Certificate Cases Bank Wise and District Wise	18-19
9	MSE Advance ACP Achievement	20
10	Micro Enterprises (Manufacturing + Service Advances )	21-22
11	Small Enterprises (Manufacturing + Service Advances )	23-24
12	Medium Enterprises (Manufacturing + Service Advances )	25-26
13	PSB Loans in 59minutes.com	27
14	Advances Granted Under CGTMSE Coverage	28
15	Small Road Transport Operator	29
16	Kisan Credit Card Bank wise and District Wise	30-31
17	KCC Outstanding and NPA	32
18	Agriculture Loan Outstanding to Small, Marginal & Other Farmers	33
19	ATM in KCC	34
20	Dairy	35-36
21	Poultry	37
22	Fishery	38-39
23	Self Help Group (SHG)	40-43
24	Education Loan	44
25	Education Loan Outstanding and NPA	45
26	Pradhan Mantri Mudra Yojna	46-49
27	Pradhan Mantri Jan Dhan Yojna	50
28	Stand up India	51-52

## INDEX OF DATA SHEET

ITEM	SUBJECT	PAGE NO.
29	PMEGP	53
30	Pradhan Mantri Social Security Schemes Status	54
31	Banking Facility Bank Wise and District Wise	55-58
32	Banking Correspondents	59-60
33	Mobile Banking & Internet Banking	61
34	MOBILE / AADHAAR Seeding	62
35	Farm Credit	63
36	Agriculture Infrastructure	64
37	Ancillary Activities	65
38	Farm Mechanisation	66
39	Storage Facility	67
40	Food and Agro Processing	68
41	Agri Term Loan	69
42	Joint Liability Group (JLG)	70
43	Social Infrastructure	71
44	Renewable Energy	72
45	Housing Loan	73
46	Housing Loan Outstanding and NPA	74
47	Credit Linked Subsidy Scheme (CLSS)	75
48	RSETI	76
49	SARFAESI Cases Bank Wise and District Wise	77-78
50	Digital Arwal & Sheikhpura	79-82
51	Financial Literacy Initiatives	83-105
52	Lead Bank Report I, II, III	106-111
53	KCC Animal Husbandry & Fisheries Saturation Data	112-115
54	Saturation of PMJDY & PMMY Accounts	116-117
55	PMFME	118
56	AIF	119
57	DAY-NULM (SEP & SHG)	120
58	PM SVANidhi (1 <sup>st</sup> TRANCHE)	121

<b>ITEM</b>	<b>SUBJECT</b>	<b>PAGE NO.</b>
59	PM SVANidhi (2 <sup>nd</sup> TRANCHE)	122
60	PM SVANidhi (3 <sup>rd</sup> TRANCHE)	123
61	SLBC Online Application Monitoring Portal Status	124
62	Opening of Brick and Mortar Branches Status	125
63	DCC Meeting Held During 01.10.2022-31.12.2022	126
64	BLBC Meeting During 01.10.2022-31.12.2022	127
65	Weaver Mudra Loan	128
66	A Special 6-Month Campaign at Gram Panchayat Level	129
67	3 Month Gram Panchayat Level Jansuraksha Campaign	130

STATE LEVEL BANKERS' COMMITTEE BIHAR, PATNA					
(CONVENOR- STATE BANK OF INDIA) FY : 2022-23					
REPORT ON BANKWISE DEPOSITS , ADVANCES & C:D RATIO As On : 31.03.2023					
(Rs. In Lakh)					
SL. NO	BANK NAME	NO. OF BRANCHES	DEPOSITS	ADVANCES (INCL O/S BIHAR)	C:D RATIO (%)
	<b>LEAD BANKS</b>				
1	STATE BANK OF INDIA	984	14855584	5595761	37.67
2	CENTRAL BANK OF INDIA	428	2488293	1058866	42.55
3	PUNJAB NATIONAL BANK	699	5118017	2154148	42.09
4	CANARA BANK	311	2651305	1625306	61.30
5	UCO BANK	235	966444	402351	41.63
6	BANK OF BARODA	293	1731279	984980	56.89
7	UNION BANK OF INDIA	244	1562214	556768	35.64
	<b>OTHER BANKS</b>				
8	BANK OF INDIA	345	2580671	921888	35.72
9	BANK OF MAHARASHTRA	43	83349	254394	305.22
10	INDIAN BANK	297	2002484	1030472	51.46
11	INDIAN OVERSEAS BANK	60	389885	139275	35.72
12	PUNJAB AND SIND BANK	17	65152	28643	43.96
	<b>Total Public Sector Bank</b>	<b>3956</b>	<b>34494677</b>	<b>14752852</b>	<b>42.77</b>
	<b>PRIVATE BANKS</b>				
13	IDBI	72	587932	237819	40.45
14	ICICI BANK	124	1879826	1290214	68.63
15	FEDERAL BANK	8	63574	34204	53.80
16	JAMMU KASHMIR BANK	1	13784	2276	16.51
17	SOUTH INDIAN BANK	1	27137	947	3.49
18	AXIS BANK	135	1440488	782978	54.36
19	HDFC BANK	145	2248526	1467682	65.27
20	INDUSIND BANK	41	304695	859106	281.96
21	KARNATAKA BANK	1	2835	2306	81.34
22	KOTAK MAHINDRA	24	142066	211175	148.65
23	YES BANK	5	54614	48625	89.03
24	BANDHAN BANK	657	449795	893956	198.75
25	RBL BANK	5	16442	182551	1110.27
26	IDFC FIRST BANK Ltd	10	58268	34044	58.43
27	Karur Vysya Bank	1	1391	1238	89.00
	<b>Total Private Sector Bank</b>	<b>1230</b>	<b>7291373</b>	<b>6049121</b>	<b>82.96</b>
	<b>Total COMM. BANKS</b>	<b>5186</b>	<b>41786050</b>	<b>20801972</b>	<b>49.78</b>
	<b>CO-OPERATIVE BANKS</b>				
28	STATE CO-OP. BANK	294	553047	1190801	215.32
	<b>Total Cooperative Bank</b>	<b>294</b>	<b>553047</b>	<b>1190801</b>	<b>215.32</b>
	<b>REGIONAL RURAL BANKS</b>				
29	DAKSHIN BIHAR GRAMIN BANK	1078	2348477	1121659	47.76
30	UTTAR BIHAR GRAMIN BANK	1032	1785029	1217922	68.23
	<b>Total Region Rural Bank</b>	<b>2110</b>	<b>4133506</b>	<b>2339581</b>	<b>56.60</b>
	<b>SMALL FINANCE BANK</b>				
31	JANA SFB	35	33596	87863	261.53
32	UTKARSH SFB	206	88140	427111	484.58
33	UJJIVAN SFB	42	61773	175919	284.78
34	ESAF	10	2158	14291	662.23
	<b>Total Small Financial Bank</b>	<b>293</b>	<b>185667</b>	<b>705184</b>	<b>379.81</b>
	<b>TOTAL FOR BIHAR</b>	<b>7883</b>	<b>46658270</b>	<b>25037539</b>	<b>53.66</b>



STATE LEVEL BANKERS' COMMITTEE BIHAR, PATNA						
(CONVENOR- STATE BANK OF INDIA) FY : 2022-23						
DEPOSIT, ADVANCES AND CD RATIO - DISTRICT WISE AS ON : 31.03.2023						
(Rs. In Lakh)						
SL. NO	DISTRICT NAME	NO. OF BRANCHES	DEPOSITS	ADVANCES	C:D RATIO	NAME OF DISTRICT
1	Araria	164	499271	414888	83.10%	Araria
2	Arwal	62	193259	93785	48.53%	Arwal
3	Aurangabad	197	820988	548502	66.81%	Aurangabad
4	Banka	121	437758	211277	48.26%	Banka
5	Begusarai	228	1000824	712511	71.19%	Begusarai
6	Bhagalpur	279	1539989	706206	45.86%	Bhagalpur
7	Bhojpur	239	1218632	521053	42.76%	Bhojpur
8	Buxar	157	682539	303194	44.42%	Buxar
9	Darbhanga	246	1378406	620334	45.00%	Darbhanga
10	East Champaran	297	1117344	830340	74.31%	East Champaran
11	Gaya	309	1898938	947976	49.92%	Gaya
12	Gopalganj	189	903030	418657	46.36%	Gopalganj
13	Jamui	123	502400	234462	46.67%	Jamui
14	Jehanabad	95	398852	174937	43.86%	Jehanabad
15	Kaimur	121	459457	277337	60.36%	Kaimur
16	Katihar	188	727350	525514	72.25%	Katihar
17	Khagaria	120	403871	241649	59.83%	Khagaria
18	Kishanganj	110	355993	269642	75.74%	Kishanganj
19	Lakhisarai	85	347757	150461	43.27%	Lakhisarai
20	Madhepura	120	400601	281744	70.33%	Madhepura
21	Madhubani	282	995141	498479	50.09%	Madhubani
22	Munger	140	792419	249381	31.47%	Munger
23	Muzaffarpur	392	2109269	1470639	69.72%	Muzaffarpur
24	Nalanda	252	1180727	482346	40.85%	Nalanda
25	Nawada	144	597549	279858	46.83%	Nawada
26	Patna	953	15884720	7469864	47.03%	Patna
27	Purnea	230	810738	728242	89.82%	Purnea
28	Rohtas	240	1110856	561494	50.55%	Rohtas
29	Saharsa	107	500158	290624	58.11%	Saharsa
30	Samastipur	292	1185796	689686	58.16%	Samastipur
31	Saran	267	1428425	587333	41.12%	Saran
32	Sheikhpura	62	219963	101597	46.19%	Sheikhpura
33	Sheohar	45	112875	87216	77.27%	Sheohar
34	Sitamarhi	166	677700	410758	60.61%	Sitamarhi
35	Siwan	257	1352800	653884	48.34%	Siwan
36	Supaul	123	436446	288215	66.04%	Supaul
37	Vaishali	258	1196233	861083	71.98%	Vaishali
38	West Champaran	223	779196	540299	69.34%	West Champaran
<b>TOTAL FOR BIHAR</b>		<b>7883</b>	<b>46658270</b>	<b>24735467</b>	<b>53.01%</b>	
<b>ADVANCES GRANTED TO UNITS FUNCTIONAL IN BIHAR BY BRANCHES OPERATING OUTSIDE THE STATE</b>						
1	STATE BANK OF INDIA			285293		
2	PUNJAB NATIONAL BANK			3896		
3	INDIAN OVERSEAS BANK			12883		
<b>TOTAL ADVANCE GRANTED FROM OUTSIDE STATE</b>				<b>302072</b>		
<b>TOTAL FOR BIHAR</b>		<b>7883</b>	<b>46658270</b>	<b>25037539</b>	<b>53.66%</b>	<b>TOTAL FOR BIHAR</b>

STATE LEVEL BANKERS' COMMITTEE BIHAR, PA 'NA  
(CONVENOR- STATE BANK OF INDIA) FY: 2021-22

BANK WISE PERFORMANCE : DISTRIBUTION OF CD RATIO AS ON : 31.03.2023

SL. No	BANK NAME	RURAL				SEMI URBAN				URBAN				TOTAL		O/S BIHAR	TOTAL ADV. INCL O/S BIHAR	CD RATIO	INVESTMENT	C:D RATIO	
		DEPOSIT	ADVANCE	C:D RATIO	DEPOSIT	ADVANCE	C:D RATIO	DEPOSIT	ADVANCE	C:D RATIO	DEPOSIT	ADVANCE	C:D RATIO	DEPOSIT	ADVANCE						C:D RATIO
(Rs. In lakh)																					
	LEAD BANKS																				
1	STATE BANK OF INDIA	2358035	868165	36.82	4603471	1732368	37.63	7394078	2709935	34.33	14855584	5310468	35.75	285293	5595761	37.67	4767402	69.76			
2	CENTRA BANK OF INDIA	795833	415409	52.20	803763	336584	41.88	888697	306873	34.53	2488293	1058866	42.55	0	1058866	42.55	6094	42.80			
3	PUNJAB NATIONAL BANK	2012839	706311	35.09	1193961	392118	32.84	1911217	1051823	55.03	5118017	2150252	42.01	3896	2150418	42.09	0	42.09			
4	CANARA BANK	348372	145109	41.65	484648	177210	36.57	1818295	1302987	71.66	2651305	1625306	61.30	0	1625306	61.30	45049	63.00			
5	UCO BANK	270111	130082	48.16	310122	120511	38.86	386211	151758	39.29	966444	402351	41.63	0	402351	41.63	0	41.63			
6	BANK OF BARODA	341981	155729	45.54	508749	264769	52.04	880549	564482	64.11	1731279	984980	56.89	0	984980	56.89	0	56.89			
7	UNION BANK OF INDIA	209604	84313	40.22	380094	131702	34.65	972516	340753	35.04	1562214	556768	35.64	0	556768	35.64	0	35.64			
OTHER BANKS																					
8	BANK OF INDIA	723110	256372	35.45	775099	270995	34.96	1082462	394521	36.45	2580671	921888	35.72	0	921888	35.72	0	35.72			
9	BANK OF MAHARASHTRA	581	137193	23613.25	15828	6703	42.35	66940	110498	165.07	83349	254394	305.22	0	254394	305.22	0	305.22			
10	INDIAN BANK	402184	167765	41.71	421315	155753	36.97	1178985	706954	59.96	2002484	1030472	51.46	0	1030472	51.46	0	51.46			
11	INDIAN OVERSEAS BANK	18829	11291	59.97	37245	40996	110.07	333811	74105	22.20	389885	126392	32.42	12883	139275	35.72	0	35.72			
12	PUNJAB AND SIND BANK	55	25	45.45	2748	3761	136.86	62349	24857	39.87	65152	28643	43.96	0	28643	43.96	0	43.96			
Total Public Sector Bank																					
13	IDBI	15456	24949	161.42	103771	44557	42.94	468705	168313	35.91	587932	237819	40.45	0	237819	40.45	0	40.45			
14	ICICI BANK	105331	93425	88.70	433716	460318	106.13	1340779	739471	54.93	1879826	1290214	68.63	0	1290214	68.63	0	68.63			
15	FEDERAL BANK	0	0	0.00	10301	7805	75.77	53273	26399	49.55	63374	34204	53.80	0	34204	53.80	0	53.80			
16	JAMMU KASHMIR BANK	0	0	0.00	0	0	0.00	13784	2276	16.51	13784	2276	16.51	0	2276	16.51	0	16.51			
17	SOUTH INDIAN BANK	0	0	0.00	0	0	0.00	27137	947	3.49	27137	947	3.49	0	947	3.49	0	3.49			
18	AXIS BANK	33540	33500	99.88	211362	166472	78.76	1195586	583006	48.76	1440488	782978	54.36	0	782978	54.36	0	54.36			
19	HDFC BANK	8837	6778	76.70	328841	365967	111.29	1910848	1094937	57.30	2248526	1467682	65.27	0	1467682	65.27	0	65.27			
20	INDUSIND BANK	38412	610836	1590.22	11235	3254	28.96	255048	245016	96.07	304695	859106	281.96	0	859106	281.96	0	281.96			
21	KARNATAKA BANK	0	0	0.00	0	0	0.00	2835	2306	81.34	2835	2306	81.34	0	2306	81.34	0	81.34			
22	KOTAK MAHINDRA	16944	68107	416.71	22088	70043	317.11	103634	73025	70.46	142066	211175	148.65	0	211175	148.65	0	148.65			
23	YES BANK	0	0	0.00	0	0	0.00	54614	48625	89.03	54614	48625	89.03	0	48625	89.03	0	89.03			
24	BANDHAN BANK	89926	354358	396.70	124570	352390	282.89	235899	187208	79.36	449795	893956	198.75	0	893956	198.75	0	198.75			
25	RBL BANK	5359	73000	1362.19	0	0	0.00	11083	109551	938.46	16442	182551	1110.27	0	182551	1110.27	0	1110.27			
26	IDFC FIRST BANK Ltd	0	6217	0.00	8	5741	71762.50	58260	22086	37.91	58268	34044	58.43	0	34044	58.43	0	58.43			
27	Karur Vysya Bank	0	0	0.00	0	0	0.00	1391	1238	89.00	1391	1238	89.00	0	1238	89.00	0	89.00			
Total Private Sector Bank																					
28	STATE CO-OP. BANK	312605	1271170	406.64	1245892	1476547	118.51	5732876	3301404	57.59	7291373	6049121	82.96	0	6049121	82.96	0	82.96			
Total COMM. BANKS																					
29	CO-OPERATIVE BANKS	7794139	4348934	55.80	10782925	5110017	47.39	23208986	11040950	47.57	41786050	20499901	49.06	302072	20801973	49.78	4818545	61.31			
CO-OPERATIVE BANKS																					
30	STATE CO-OP. BANK	239507	523411	218.54	180390	398143	220.71	133150	269247	202.21	553047	1190801	215.32	0	1190801	215.32	226922	256.35			
Total Cooperative Bank																					
REGIONAL RURAL BANKS																					
31	DAKSHIN BIHAR GRAMIN BANK	1481831	778357	52.53	574183	267657	46.62	292463	75645	25.86	2348477	1121659	47.76	0	1121659	47.76	0	47.76			
32	UTTAR BIHAR GRAMIN BANK	1271833	943890	74.21	294530	176598	59.96	218666	97434	44.56	1785029	1217922	68.23	0	1217922	68.23	0	68.23			
Total Region Rural Bank																					
SMALL FINANCE BANK																					
33	JANA SFB	210	35252	16786.67	0	0	0.00	33366	52611	157.58	33366	87863	261.53	0	87863	261.53	0	261.53			
34	UTKARSH SFB	4635	164832	3556.25	11729	195596	1667.63	71776	66683	92.90	88140	427111	484.58	0	427111	484.58	0	484.58			
35	LUJIVAN SFB	1880	7090	377.13	19806	74007	373.66	40087	94822	235.54	61773	175919	284.78	0	175919	284.78	0	284.78			
36	ESAF	431	2710	628.77	22	0	0.00	1705	11581	679.24	2158	14291	662.23	0	14291	662.23	0	662.23			
Total Small Financial Bank																					
TOTAL FOR BIHAR		10794466	6804476	63.04	11863585	6222018	52.45	24000219	11708973	48.79	46658270	24735467	53.01	302072	25037539	53.66	5045467	64.48			

STATE LEVEL BANKERS' COMMITTEE BIHAR, PATNA  
 (CONVENOR- STATE BANK OF INDIA) FY : 2022-23  
 BANKWISE DEPOSIT, CREDIT, C/D RATIO AND MARKET SHARE  
 AS ON 31.03.2023

SL. NO	BANK NAME	31.03.2021				31.03.2022				31.03.2023						
		DEPOSITS	ADVANCES	C/D Rat	M.SHARE (DEPOSIT)	M.SHARE (ADVANCES)	DEPOSITS	ADVANCES	C/D Rat	M.SHARE (DEPOSIT)	M.SHARE (ADVANCES)	DEPOSITS	ADVANCES	C/D Rat	M.SHARE (DEPOSIT)	M.SHARE (ADVANCES)
1	LEAD BANKS															
1	STATE BANK OF INDIA	12642584	366597	29.00	31.89	20.89	13603890	4912468	36.11	31.53	22.43	14855584	5595761	37.67	31.84	22.35
2	CENTRAL BANK OF INDIA	2320763	725705	31.27	5.85	4.14	2292365	86352	37.67	5.31	3.94	2488298	1058866	42.55	5.33	4.23
3	PUNJAB NATIONAL BANK	5125850	1789101	34.9	12.93	10.2	5099843	2070641	41.09	11.68	9.46	5118017	2154148	42.09	10.97	8.60
4	CANARA BANK	2335963	1356952	60.69	5.64	7.73	2347909	152381	64.87	5.44	6.95	2651305	1625306	61.30	5.68	6.49
5	UCO BANK	987700	436799	44.22	2.49	2.49	1000535	501467	50.1	2.32	2.29	966444	402351	41.63	2.07	1.61
6	BANK OF BARODA	1466732	714875	48.74	3.7	4.07	1576777	882389	55.9	3.66	4.09	1731279	984980	56.89	3.71	3.93
7	UNION BANK OF INDIA	1372529	410794	29.93	3.46	2.34	1388242	486235	35.0	3.22	2.22	1562214	556768	35.64	3.35	2.22
8	OTHER BANKS															
8	BANK OF INDIA	2323240	675971	29.1	5.86	3.85	2420727	872949	36.06	5.61	3.99	2580671	921888	35.72	5.53	3.68
9	BANK OF MAHARASHTRA	54779	66476	121.35	0.14	0.38	69277	206330	297.83	0.16	0.94	83349	254394	305.22	0.18	1.02
10	INDIAN BANK	1815486	652930	35.96	4.58	3.72	1877865	896753	47.75	4.35	4.09	2002484	1030472	51.46	4.29	4.12
11	INDIAN OVERSEAS BANK	295593	135443	45.82	0.75	0.77	438203	142593	32.54	1.02	0.65	389885	139275	35.72	0.84	0.56
12	PUNJAB AND SIND BANK	48953	22209	45.37	0.12	0.13	56895	24840	43.66	0.13	0.11	65152	28643	43.96	0.14	0.11
	Total Public Sector Bank	30690172	10653257	34.71	77.41	60.71	32113428	13383398	41.68	74.44	61.11	34484677	14752852	42.77	73.93	58.92
	PRIVATE BANKS															
13	IDBI	461504	204235	44.25	1.16	1.16	624536	224555	35.96	1.45	1.03	587932	237819	40.45	1.26	0.95
14	ICICI BANK	1339376	655679	48.95	3.38	3.74	1794662	933102	51.99	4.16	4.26	1879826	1290214	68.63	4.03	5.15
15	FEDERAL BANK	55279	14433	26.11	0.14	0.08	59269	18421	31.11	0.14	0.08	63574	34204	53.80	0.14	0.14
16	JAMIAU KASHMIR BANK	9795	11023	112.54	0.02	0.06	11745	9905	84.33	0.03	0.05	13784	2276	16.51	0.03	0.01
17	SOUTH INDIAN BANK	26393	1282	4.86	0.07	0.01	25514	1071	4.2	0.06	0	27137	947	3.49	0.06	0.00
18	AXIS BANK	853777	482154	56.47	2.15	2.75	1134495	595931	52.53	2.63	2.72	1440488	782978	54.36	3.09	3.13
19	INDUSIND BANK	170092	923321	77.71	3.02	5.26	1930542	1126237	58.34	4.47	5.14	2248528	1467642	65.27	4.82	5.86
20	KARNATAKA BANK	2966	1245	41.98	0.01	0.01	2910	1941	66.7	0.01	0.01	2835	2306	81.34	0.01	0.01
21	KOTAK MAHINDRA	42245	15542	36.79	0.11	0.09	30604	28055	91.67	0.29	0.48	142066	211175	148.65	0.30	0.84
22	BANDHAN BANK	298179	657771	220.6	0.75	3.75	368282	773451	210.02	0.85	3.53	449795	893956	198.75	0.96	3.57
23	IDFC FIRST BANK Ltd	19032	22807	119.84	0.05	0.13	27290	22747	83.55	0.06	0.1	58268	34044	58.43	0.12	0.14
24	Karur Vysya Bank	0	0	0	0	0	1307	918	70.24	0	0	1391	1238	89.00	0.00	0.00
25	Total Private Sector Bank	4598243	3632972	79.01	11.6	20.7	6406761	4689501	73.2	16.16	21.41	7291373	6049121	82.96	15.63	24.16
26	Total COMM. BANKS	35288415	14286224	40.48	89.01	81.41	38520189	18072799	46.92	97.16	102.99	41786050	20801973	49.78	89.56	83.08
27	CO-OPERATIVE BANKS															
28	STATE CO-OP. BANK	586402	771359	131.54	1.48	4.4	517775	1169065	225.79	1.2	5.34	553047	1190801	215.32	1.19	4.76
29	Total Cooperative Bank	586402	771359	131.54	1.48	4.4	517775	1169065	225.79	1.31	5.34	553047	1190801	215.32	1.19	4.76
30	REGIONAL RURAL BANKS															
29	DAKSHIN BIHAR GRAMIN BANK	2037874	1080555	53.02	5.14	6.16	2259975	1059343	46.87	5.24	4.84	2348477	1121659	47.76	5.03	4.48
30	UTTAR BIHAR GRAMIN BANK	1630810	963141	59.06	4.11	5.49	1703365	1053377	61.84	3.95	4.81	1785025	1217922	68.23	3.83	4.86
31	Total Region Rural Bank	3668694	2043696	55.71	9.25	11.65	3963340	2112720	53.31	9.19	9.65	4133506	2339581	56.60	8.86	9.34
32	SMALL FINANCE BANK															
31	JANA SFB	27530	36322	131.94	0.07	0.21	27361	44544	102.8	0.06	0.2	33596	87863	261.53	0.07	0.35
32	UTKARSH SFB	50322	316981	629.91	0.13	1.81	66024	365473	553.55	0.15	1.67	88140	427111	484.58	0.19	1.71
33	LIJUVAN SFB	25740	92862	360.77	0.06	0.53	44903	121272	270.08	0.1	0.55	175919	175919	284.78	0.13	0.70
34	ESAF	0	0	0	0	0	2156	13715	636.13	0	0.06	2158	14291	662.23	0.00	0.06
	Total Small Financial Bank	103592	446165	430.69	0.26	2.54	140444	545084	388.06	0.35	2.49	185667	705184	379.81	0.40	2.82
	TOTAL FOR BIHAR	39647093	17547444	44.25	100	100	43141748	21899588	50.76	100	100	46658270	25037539	53.66	100.00	100.00

STATE LEVEL BANKERS' COMMITTEE BIHAR, PATNA												
(CONVENOR- STATE BANK OF INDIA) FY: 2022-23												
OUTSTANDING AS ON 31.03.2023												
Rs In Lakh												
SL. NO.	BANK NAME	TOTAL ADVANCES	PRIO SEC. ADV	% OF P S ADV	DRI ADVANCES	% OF DRI ADV	WEAKER SECTION ADV	% OF WEAK SEC ADV	HOUSING LOAN	% OF H/L	EDUCATION LOAN	% OF E/L
<b>LEAD BANKS</b>												
1	STATE BANK OF INDIA	5210468	2014810	37.94	12	0.00	866282	16.31	891500	16.79	63300	1.19
2	CENTRAL BANK OF INDIA	1058866	864227	81.62	556	0.05	318630	30.09	55173	5.21	21742	2.05
3	PUNJAB NATIONAL BANK	2150252	1081041	50.28	5	0.00	399722	18.59	285470	13.28	54451	2.53
4	CANARA BANK	1625306	530067	32.61	21652	1.33	237263	14.60	200046	12.31	22664	1.39
5	UCO BANK	402351	344393	85.60	1022	0.25	163422	40.62	47821	11.89	9132	2.27
6	BANK OF BARODA	984980	826943	83.96	41	0.00	204425	20.75	113097	11.48	15491	1.57
7	UNION BANK OF INDIA	556768	348593	62.61	21	0.00	106541	19.14	69893	12.55	13671	2.46
<b>OTHER BANKS</b>												
8	BANK OF INDIA	921888	615827	66.80	165	0.02	204496	22.18	127430	13.82	15536	1.69
9	BANK OF MAHARASHTRA	254394	75294	29.60	12	0.00	487	0.19	31110	12.23	6750	2.65
10	INDIAN BANK	1030472	475418	46.14	1	0.00	113263	10.99	144256	14.00	13884	1.35
11	INDIAN OVERSEAS BANK	126392	109979	87.01	19	0.02	2010	1.59	38636	30.57	2025	1.60
12	PUNJAB AND SIND BANK	28643	25129	87.73	0	0.00	0	0.00	7916	27.64	463	1.62
	Total Public Sector Bank	14450780	7311721	50.60	23506	0.16	2616541	18.11	2012348	13.93	239109	1.65
<b>PRIVATE BANKS</b>												
13	IDBI	237819	148542	62.46	0	0.00	50848	21.38	73900	31.07	1923	0.81
14	CICI BANK	1290214	429660	33.30	0	0.00	76333	5.92	176698	13.70	6733	0.52
15	FEDERAL BANK	34204	17807	52.06	0	0.00	1822	5.32	2410	7.05	67	0.20
16	JAMMU KASHMIR BANK	2276	706	31.02	0	0.00	0	0.00	624	27.42	43	1.89
17	SOUTH INDIAN BANK	947	947	100.00	0	0.00	0	0.00	0	0.00	21	2.22
18	AXIS BANK	782978	315411	40.28	0	0.00	0	0.00	11155	1.42	178	0.02
19	HDFC BANK	1467682	649568	44.26	0	0.00	171506	11.69	22404	1.53	983	0.07
20	INDUSIND BANK	859106	680980	79.27	0	0.00	42132	4.90	0	0.00	4	0.00
21	KARNATAKA BANK	2306	1234	53.51	0	0.00	0	0.00	623	27.02	18	0.78
22	KOTAK MAHINDRA	211175	183115	86.71	0	0.00	157319	74.50	190	0.09	0	0.00
23	YES BANK	48625	19117	39.32	0	0.00	1718	3.53	0	0.00	0	0.00
24	BANDHAN BANK	893956	541077	60.53	0	0.00	0	0.00	27573	3.08	0	0.00
25	RBL BANK	182551	182388	99.91	0	0.00	176700	96.79	0	0.00	0	0.00
26	IDFC FIRST BANK Ltd	34044	12927	37.97	0	0.00	11706	34.38	0	0.00	0	0.00
27	Karur Vysya Bank	1238	1238	100.00	0	0.00	0	0.00	350	28.27	0	0.00
	Total Private Sector Bank	6049121	3184717	52.65	0	0.00	690083	11.41	315927	5.22	9970	0.16
	Total COMM. BANKS	20499901	10496438	51.20	23506	0.11	3306624	16.13	2328275	11.36	249079	1.22
<b>CO-OPERATIVE BANKS</b>												
28	STATE CO-OP. BANK	1190801	1188139	99.78	0	0.00	0	0.00	334	0.03	0	0.00
	Total Cooperative Bank	1190801	1188139	99.78	0	0.00	0	0.00	334	0.03	0	0.00
<b>REGIONAL RURAL BANKS</b>												
29	DAKSHIN BIHAR GRAMIN BANK	1121659	1074039	95.75	0	0.00	762727	68.00	44099	3.93	20116	1.79
30	UTTAR BIHAR GRAMIN BANK	1217922	1167295	95.84	110	0.01	957151	78.59	15973	1.31	7124	0.58
	Total Region Rural Bank	2339581	2241334	95.80	110	0.00	1719878	73.51	60072	2.57	27240	1.16
<b>SMALL FINANCE BANK</b>												
31	JANA SFB	87863	84473	96.14	0	0.00	61367	69.84	2269	2.58	0	0.00
32	UTKARSH SFB	427111	426614	99.88	0	0.00	399316	93.49	3446	0.81	0	0.00
33	UJIVAN SFB	175919	147405	83.79	0	0.00	134000	76.17	11888	6.76	0	0.00
34	ESAF	14291	14078	98.51	0	0.00	13206	92.41	3	0.02	1	0.01
	Total Small Financial Bank	705184	672570	95.38	0	0.00	607889	86.20	17606	2.50	1	0.00
	TOTAL FOR BIHAR	24735467	14598481	59.02	23616	0.10	5634391	22.78	2406287	9.73	276320	1.12

STATE LEVEL BANKERS' COMMITTEE BIHAR, PATNA													
(CONVENOR- STATE BANK OF INDIA)											FY : 2022-23		
OUTSTANDING AS ON 31.03.2023													
SL. NO.	BANK NAME	TOTAL ADVANCES	PRIO SEC. ADV	% OF P S ADV	AGL ADV	% OF AGL ADV	MSME	% OF MSME ADV	OPS ADV	% OF OPS ADV	NPS ADV	% OF NPS ADV	Rs. In Lakhs
	<b>LEAD BANKS</b>												
1	STATE BANK OF INDIA	5310468	2014810	37.94	582169	10.96	862156	16.24	570485	10.74	3295658	62.06	
2	CENTRAL BANK OF INDIA	1058866	864227	81.62	539103	50.91	247809	23.40	77315	7.30	194639	18.38	
3	PUNJAB NATIONAL BANK	2150252	1081041	50.28	489848	22.78	458497	21.32	132696	6.17	1069211	49.72	
4	CANARA BANK	1625306	530067	32.61	174279	10.72	262194	16.13	93594	5.76	1095239	67.39	
5	UCO BANK	402351	344393	85.60	162130	40.30	129153	32.10	53110	13.20	57958	14.40	
6	BANK OF BARODA	984980	826943	83.96	219858	22.32	489404	49.69	117681	11.95	158037	16.04	
7	UNION BANK OF INDIA	556768	348593	62.61	128448	23.07	168982	30.35	51163	9.19	208175	37.39	
	<b>OTHEP BANKS</b>												
8	BANK OF INDIA	921888	615827	66.80	235369	25.53	305464	33.13	74994	8.13	306061	33.20	
9	BANK OF MAHARASHTRA	254394	75294	29.60	12550	4.93	27650	10.87	35094	13.80	179100	70.40	
10	INDIAN BANK	1030472	475418	46.14	184075	17.86	260346	25.26	30997	3.01	555054	53.86	
11	INDIAN OVERSEAS BANK	126392	109979	87.01	14069	11.13	38168	30.20	57742	45.68	16413	12.99	
12	PUNJAB AND SIND BANK	28643	25129	87.73	885	3.09	14983	52.31	9261	32.33	3514	12.27	
	Total Public Sector Bank	14450780	7311721	50.60	2742783	18.98	3264806	22.59	1304132	9.02	7139059	49.40	
	<b>PRIVATE BANKS</b>												
13	IDBI	237819	148542	62.46	54657	22.98	59659	25.09	34226	14.39	89277	37.54	
14	ICICI BANK	1290214	429660	33.30	102124	7.92	302318	23.43	25218	1.95	860554	66.70	
15	FEDERAL BANK	34204	17807	52.06	6948	20.31	5622	16.44	5237	15.31	16397	47.94	
16	JAMMU KASHMIR BANK	2276	706	31.02	1	0.04	584	25.66	121	5.32	1570	68.98	
17	SOUTH INDIAN BANK	947	947	100.00	0	0.00	647	68.32	300	31.68	0	0.00	
18	AXIS BANK	782978	315411	40.28	132325	16.90	171753	21.94	11333	1.45	467567	59.72	
19	HDFC BANK	1467682	649568	44.26	208621	14.21	417848	28.47	23099	1.57	818114	55.74	
20	INDUSIND BANK	859106	680980	79.27	596163	69.39	84718	9.86	99	0.01	178126	20.73	
21	KARNATAKA BANK	2306	1234	53.51	558	24.20	400	17.69	268	11.62	1072	46.49	
22	KOTAK MAHINDRA	211175	183115	86.71	149540	70.81	20027	9.48	13548	6.42	28060	13.29	
23	YES BANK	48625	19117	39.32	1811	3.72	17223	35.42	83	0.17	29508	60.68	
24	BANDHAN BANK	893956	541077	60.53	122005	13.65	19996	2.24	399076	44.64	352879	39.47	
25	RBL BANK	182551	182388	99.91	180757	99.02	34	0.02	1597	0.87	163	0.09	
26	IDFC FIRST BANK Ltd	34044	12927	37.97	11668	34.27	1246	3.66	13	0.04	21117	62.03	
27	Karur Vysya Bank	1238	1238	100.00	0	0.00	476	38.45	762	61.55	0	0.00	
	Total Private Sector Bank	6049121	3184717	52.65	1567178	25.91	1102559	18.23	514980	8.51	2864404	47.35	
	Total COMM. BANKS	20499901	10496438	51.20	4309961	21.02	4367365	21.30	1819112	8.87	10003463	48.80	
	<b>CO-OPERATIVE BANKS</b>												
28	STATE CO-OP. BANK	1190801	1188139	99.78	1057465	88.80	0	0.00	130674	10.97	2662	0.22	
	Total Cooperative Bank	1190801	1188139	99.78	1057465	88.80	0	0.00	130674	10.97	2662	0.22	
	<b>REGIONAL RURAL BANKS</b>												
29	DAKSHIN BIHAR GRAMIN BANK	1121659	1074039	95.75	911312	81.25	106696	9.51	56031	5.00	47620	4.25	
30	UTTAR BIHAR GRAMIN BANK	1217922	1167295	95.84	735690	60.41	417043	34.24	14562	1.20	50627	4.16	
	Total Region Rural Bank	2339581	2241334	95.80	1647002	70.40	523739	22.39	70593	3.02	98247	4.20	
	<b>SMALL FINANCE BANK</b>												
31	JANA SFB	87863	84473	96.14	46534	52.96	20978	23.88	16961	19.30	3390	3.86	
32	UTKARSH SFB	427111	426614	99.88	268027	62.75	16942	3.97	141645	33.16	497	0.12	
33	UJJIVAN SFB	175919	147405	83.79	115962	65.92	4795	2.73	26648	15.15	28514	16.21	
34	ESAF	14291	14078	98.51	8384	58.67	4680	32.75	1014	7.10	213	1.49	
	Total Small Financial Bank	705184	672570	95.38	438907	62.24	47395	6.72	186268	26.41	32614	4.62	
	<b>TOTAL FOR BIHAR</b>	24735467	14598481	59.02	7453335	30.13	4938499	19.97	2206647	8.92	10136986	40.98	

**STATE LEVEL BANKERS' COMMITTEE BIHAR, PATNA**  
 (CONVENER- STATE BANK OF INDIA) FY : 2022-23  
**BANK WISE PERFORMANCE : ANNUAL CREDIT PLAN AS ON : 31.03.2023**

Sl	BANK NAME	AGRICULTURE			M S E			O P S			TPS			N P S			GRAND TOTAL			
		TARGET	ACHIE	%ACH	TARGET	ACHIE	%ACH	TARGET	ACHIE	%ACH	TARGET	ACHIE	%ACH	TARGET	ACHIE	%ACH	TARGET	ACHIE	%ACH	
	LEAD BANKS																			
1	STATE BANK OF INDIA	880306	560632	63.69	1216026	668330	54.96	1920006	397879	207.22	2288338	1626841	71.09	794495	1632268	205.32	3082833	3258109	105.69	
2	CENTRAL BANK OF INDIA	321938	278949	86.65	534046	504236	94.42	92958	68917	74.14	948942	852092	89.79	51806	443745	86.03	1464748	1295837	88.47	
3	PUNJAB NATIONAL BANK	630058	429756	68.21	925470	946301	102.25	161283	149952	92.97	1716811	1526009	88.89	709855	903187	127.24	2426666	2429196	100.10	
4	CANARA BANK	291648	162451	55.70	323440	290827	89.92	58002	86632	149.71	673090	540110	80.24	206712	357847	173.11	879802	897957	102.06	
5	UCO BANK	299019	218339	73.02	230266	186176	80.85	37004	82621	223.28	566289	487136	86.02	187271	120418	64.30	753560	607354	80.62	
6	BANK OF BARODA	387025	352877	91.18	428454	419799	97.98	65619	65118	99.24	881098	837794	95.09	172279	174454	101.26	1053377	1012248	96.10	
7	OTHER BANKS OF INDIA	108668	73643	68.91	202720	187607	92.54	50606	47054	92.98	360194	308304	85.59	270239	198642	73.51	630433	506946	80.41	
	PRIVATE BANKS																			
8	BANK OF INDIA	220224	134197	60.94	258478	235848	91.63	70902	11103	15.66	549604	382148	69.53	460180	244295	53.09	1009784	626443	62.04	
9	BANK OF MAHARASHTRA	470	1310	278.72	13738	12086	87.97	2942	4156	141.26	17150	17552	102.34	14061	80646	573.54	31211	98198	314.63	
10	INDIAN BANK	402929	95793	23.77	369432	454065	122.91	61231	8127	13.27	833592	557985	66.94	170342	677932	397.98	1009934	1233517	123.11	
11	INDIAN OVERSEAS BANK	49767	48112	96.67	88044	84203	95.64	13737	12425	90.45	151548	144740	95.51	37361	34947	93.54	188909	179687	95.12	
12	PUNJAB AND SIND BANK	836	885	105.86	29886	14983	50.13	2607	9261	355.24	33329	25129	75.40	6172	3514	56.93	39501	28643	72.51	
	Total Public Sector Bank	3591088	2356944	65.63	4620000	4005451	86.70	808897	943445	116.63	9019985	7305840	81.00	3544773	4870895	137.41	12564758	12176735	96.91	
	PRIVATE BANKS																			
13	IDBI	38385	41760	108.79	91266	85504	64.10	71445	2303	3.22	201096	102567	51.00	55694	52392	94.43	256790	155159	60.42	
14	ICICI BANK	19218	17795	92.61	288046	335540	116.49	90352	10432	11.55	415767	417767	100.48	199009	620835	311.96	614766	1038602	168.94	
15	FEDERAL BANK	1251	6947	555.32	11918	5622	47.17	8986	5237	58.28	22155	17806	80.37	11716	16398	139.96	33871	34204	100.98	
16	JAMMU KASHMIR BANK	0	0	0.00	1886	874	46.34	1562	142	9.09	3448	1016	29.47	2160	1260	58.33	5608	2276	40.58	
17	SOUTH INDIAN BANK	0	10	0.00	2000	708	35.40	1562	41	2.62	3562	759	21.31	1586	958	60.40	5148	1717	33.35	
18	AXIS BANK	29028	32694	112.63	85182	88673	104.10	79233	18854	23.81	193443	140231	72.49	214595	142602	66.45	408038	282833	69.32	
19	HDFC BANK	94986	193505	203.72	444428	418957	94.23	90985	7037	7.75	630599	619499	98.24	629045	670312	106.56	1259644	1289811	102.39	
20	INDUSIND BANK	27116	68274	251.79	288310	80565	27.94	20810	19	0.09	336236	769308	227.02	141177	176614	125.10	477413	939922	196.88	
21	KARNATAKA BANK	0	558	0.00	620	408	65.81	1562	271	17.35	2182	1237	56.69	1746	1084	62.08	3928	2321	59.09	
22	KOTAK MAHINDRA	0	135038	0.00	14048	25761	183.38	10422	14002	134.35	24470	174801	714.35	29684	14157	47.69	54154	188958	348.93	
23	YES BANK	0	2264	0.00	1396	34828	2494.84	3133	31	0.99	4529	37123	819.67	6597	505222	7658.36	11126	542345	4874.57	
24	BANDHAN BANK	319120	143416	44.94	449298	26307	5.86	12689	555033	4374.13	781107	724756	92.79	13599	360028	2647.46	794706	1084784	136.50	
25	RBL BANK	0	160992	0.00	624	234	37.50	1561	1357	86.93	2185	162583	7440.87	1599	9452	591.12	3784	172035	4546.38	
26	IDFC FIRST BANK Ltd	0	10652	0.00	624	1366	218.91	1562	17	1.09	2186	12035	550.55	1599	29017	1814.70	3785	41052	1084.60	
27	Katru Vyasa Bank	0	0	0.00	154	11	7.14	394	44	11.17	548	55	10.04	39	77	202.63	586	132	22.53	
	Total Private Sector Bank	547245	1482355	270.88	1680000	1078358	64.19	396258	614830	155.16	2623503	3175543	121.04	1309844	2600608	198.54	3933347	5776151	146.85	
	Total COMM. BANKS	4138333	3839299	92.77	6300000	5083809	80.70	1205155	1558275	129.30	11643488	10481383	90.02	4854617	7471503	153.91	16498105	17952886	108.82	
	CO-OPERATIVE BANKS																			
28	STATE CO-OP. BANK	413970	897865	216.89	0	0	0.00	0	130874	0.00	413970	1028539	248.46	13647	2662	19.51	427617	1031201	241.15	
	Total Cooperative Bank	413970	897865	216.89	0	0	0.00	0	130874	0.00	413970	1028539	248.46	13647	2662	19.51	427617	1031201	241.15	
	REGIONAL RURAL BANKS																			
29	DAKSHIN BIHAR GRAMIN BANK	969809	899292	92.73	245604	196634	79.82	107484	13250	12.33	1322897	1108576	83.80	70490	7806	11.07	199387	1116382	80.12	
30	UTTAR BIHAR GRAMIN BANK	1027802	1021671	99.40	244396	195401	79.95	65015	34.4	5.25	1337213	1220486	91.27	32914	44806	136.13	1370127	1265292	92.35	
	Total Region Rural Bank	1997611	1920963	96.16	490000	391435	79.83	172499	16664	9.66	2660110	2329062	87.56	103404	52612	50.88	2763514	2381674	86.18	
	SMALL FINANCE BANK																			
31	JANA SFB	9853	46630	473.26	11942	15425	129.17	8911	12610	141.51	30706	74665	243.16	728	8044	1104.95	31434	82709	263.12	
32	UTKARSH SFB	335787	275999	82.19	184568	11317	6.13	1415	145500	10282.69	521770	432816	82.95	6064	232	3.83	527834	433048	82.04	
33	UJIVAN SFB	101964	110882	108.75	10504	1849	17.60	24300	24818	102.13	136768	137549	100.57	21308	20406	95.77	158076	157955	99.92	
34	ESAF	2482	8523	343.39	2386	3394	143.66	2220	189	8.51	7688	12106	157.47	232	495	187.50	7920	12541	158.35	
	Total Small Financial Bank	450086	442034	98.21	210000	31985	15.23	36846	183.17	496.98	696932	657136	94.29	28332	29117	102.77	752264	686253	94.62	
	TOTAL FOR BIHAR	7000000	7100161	101.43	7000000	5507229	78.67	1414500	1888730	133.53	15414500	14495120	94.04	5000000	7555894	151.12	20414500	22052014	108.02	

STATE LEVEL BANKERS' COMMITTEE BIHAR, PATNA  
 (CONVENOR- STATE BANK OF INDIA) FY : 2022-23

DISTRICTWISE PERFORMANCE UNDER ANNUAL CREDIT PLAN AS ON 31.03.2023

SL	DISTRICT NAME	AGRICULTURE												MSME				O P S				TPS				N P S				GRAND TOTAL																																																																																																																																																																																																																																																																																																																																																																																																																																																																																																																																																																																																																																		
		TARGET		%ACH		ACHIE		%ACH		TARGET		%ACH		ACHIE		%ACH		TARGET		%ACH		ACHIE		%ACH		TARGET		%ACH		ACHIE		%ACH																																																																																																																																																																																																																																																																																																																																																																																																																																																																																																																																																																																																																																
		178871	141938	79.35	136641	115479	84.51	24625	45762	185.84	340137	303179	89.13	86083	111904	130	426220	415083	97.39	62409	57177	91.62	40383	24416	60.46	8900	9325	104.78	111692	90918	81.40	29275	28973	98.97	149067	119891	85.05	191625	156886	81.87	135015	115079	84.61	28359	301363	103.66	93020	123991	133.29	449019	425354	94.73	149046	111731	74.96	76925	52252	67.93	15646	43310	276.81	241617	207293	85.79	54768	74978	136.9	296385	282271	95.24	235199	253061	107.59	237022	207485	87.54	46242	52130	112.73	518463	476981	98.88	166195	151871	91.38	684658	664547	97.06	257204	181470	70.55	298177	210178	70.49	63417	85333	134.56	618798	476981	77.08	229044	263200	114.91	847842	740181	87.30	206761	237579	114.91	189955	123639	55.09	37962	41354	108.94	434678	402572	92.61	123909	137322	110.82	558587	539894	96.65	148596	125582	84.51	118655	82527	69.55	25898	27445	105.97	293149	235554	80.35	75895	93348	123	369044	328902	89.12	187404	206042	109.95	223719	172067	76.91	42665	50573	118.54	453788	428682	94.47	160535	162517	101.23	614323	591199	96.24	252399	286329	113.44	265102	201460	75.83	49608	64264	129.54	587082	552855	94.17	172235	168342	97.74	759317	721197	94.98	212660	179543	84.43	118534	78589	66.30	25820	34997	133.61	357014	292629	81.97	85840	120392	144.99	763393	852416	111.66	133798	82001	61.29	78265	40904	52.26	17349	20784	119.80	229412	194898	282578	144.99	442854	413021	93.26	71490	59789	83.63	78245	47804	61.10	16954	12833	75.69	166689	120426	72.25	55945	65420	116.94	222634	185846	83.48	133864	134916	100.79	78527	52474	66.82	16211	12491	77.05	228602	199881	87.44	55162	42223	76.54	283764	242104	85.32	159944	152812	95.54	137355	134193	97.70	25713	36435	141.70	323012	323440	100.13	96674	92212	95.38	419686	415652	99.04	127181	108314	85.17	97976	55579	56.73	20252	13216	65.26	245409	177109	72.17	63332	56759	89.62	308741	233868	75.75	88179	86164	97.71	83847	57188	68.21	14710	23885	162.37	186736	167237	89.56	49663	51504	103.71	236399	218741	92.53	87318	64806	74.22	63284	46990	74.25	13843	13460	97.25	164445	125256	76.17	43919	32860	74.82	208364	158116	75.88	124050	126712	102.15	111856	60929	54.47	19988	61904	309.71	255894	249545	97.52	76633	71965	93.91	332527	321510	96.69	304893	246399	80.81	216499	151347	69.91	43342	51526	118.83	564734	449272	79.55	150941	135213	89.58	715675	584485	81.67	325136	325037	103.35	368250	350646	95.22	74287	91949	123.78	778632	778632	101.43	269194	597091	221.81	1036867	1379723	132.68	244371	169122	69.21	177861	124070	69.76	38059	43297	113.76	460291	336489	73.10	118117	105542	89.35	578408	442031	76.42	156548	118509	75.70	99397	80240	80.73	21467	36784	171.35	277412	235533	84.90	66896	67083	100.28	344308	302616	87.89	467937	707139	151.12	1348715	1335968	99.05	288124	423969	147.15	2104776	2467076	117.21	1063960	3036047	285.35	3168736	5503123	173.67	173572	176397	101.63	214000	201052	93.95	37644	6732	177.27	425216	444181	104.46	137102	130595	95.25	562318	574776	102.22	195254	195254	109.05	180614	129318	71.60	38290	33664	87.92	418158	380277	90.94	124602	97923	78.59	542760	478200	88.11	79966	95415	119.32	94830	68318	72.04	18586	32924	177.14	193382	196657	101.69	71398	64776	90.73	264780	261433	98.74	324247	302866	93.41	241922	188889	78.08	47443	50004	105.40	613612	541759	88.29	170419	184265	108.12	784031	726024	92.60	68061	43956	64.58	45577	25205	55.30	10317	8435	81.76	123955	77596	62.60	34492	23526	68.21	158447	101122	63.82	58869	48793	82.88	40068	21563	31105	107.08	385417	345433	89.63	107341	86532	80.61	492758	431965	87.66	204674	200675	98.05	151695	113653	74.92	35402	48917	138.16	434736	485440	111.66	127716	153174	119.93	562452	638614	113.54	215923	330569	153.10	183411	105954	57.77	35402	48917	138.16	434736	485440	111.66	127716	153174	119.93	562452	638614	113.54	124028	121683	98.11	193730	142193	73.40	38505	49687	129.04	460609	661616	143.64	139145	205768	147.88	599754	867384	144.62	228374	469736	205.69	133730	142193	73.40	38505	49687	129.04	460609	661616	143.64	139145	205768	147.88	599754	867384	144.62	213725	189863	88.84	182816	129007	70.57	35638	37868	106.26	432179	356738	82.54	124586	123735	99.32	556765	480473	86.30	700000	7100161	101.43	700000	5507229	78.67	1414500	1888730	133.53	15414500	14496120	94.04	5000000	7555894	151.12	20414500

STATE LEVEL BANKERS' COMMITTEE BIHAR, PATNA  
(CONVENDOR- STATE BANK OF INDIA) FY : 2022-23

PRIORITY SECTOR LENDING

BANK WISE PERFORMANCE / ANNUAL CREDIT PLAN AS ON 31.03.2023

Sl	BANK NAME	AGRICULTURE			MSME			EXPORT CREDIT			EDUCATION			HOUSING			SOCIAL			RENEWABLE ENERGY			OTHERS			TOTAL		
		TARGET	ACHIE	%ACH	TARGET	ACHIE	%ACH	TARGET	ACHIE	%ACH	TARGET	ACHIE	%ACH	TARGET	ACHIE	%ACH	TARGET	ACHIE	%ACH	TARGET	ACHIE	%ACH	TARGET	ACHIE	%ACH	TARGET	ACHIE	%ACH
1	LEAD BANKS																											
2	STATE BANK OF INDIA	880306	560632	63.69	1216026	668330	54.96	0	0	0.00	34453	27774	80.61	63778	239177	375.01	39245	59	0.18	4160	2	0.05	56370	130867	232.16	2288338	1676841	73.79
3	CENTRAL BANK OF INDIA	321998	278949	86.65	534046	504226	94.42	0	0	0.00	16680	2176	13.05	30878	16046	51.97	16095	0	0.00	2034	0	0.00	27291	50695	185.76	948942	852092	89.79
4	PUNJAB NATIONAL BANK	630058	429756	68.21	925470	946901	102.25	0	0	0.00	28941	17893	61.83	53573	129902	242.48	27925	23	0.08	3495	391	11.19	47349	1743	3.68	1716811	1526009	88.89
5	CANARA BANK	291648	162451	55.70	323440	290827	89.92	0	0	0.00	10408	4877	46.86	19266	44875	232.92	10043	0	0.00	1257	0	0.00	17028	37080	217.76	673090	540110	80.24
6	UCO BANK	299019	218339	73.02	320266	186176	80.85	0	0	0.00	6640	14561	219.25	12251	17818	147.01	6407	0	0.00	802	0	0.00	10864	10242	94.77	566289	487736	86.02
7	BANK OF BARODA	367025	352877	96.15	428454	419799	97.98	0	0	0.00	11775	3631	30.84	21756	38799	178.01	11361	0	0.00	1422	0	0.00	19265	22668	117.77	881098	837794	95.09
8	UNION BANK OF INDIA	106668	73643	68.91	202720	187607	92.54	0	0	0.00	9081	1726	19.01	16830	8004	47.61	8762	6	0.07	1096	0	0.00	14857	37318	251.18	360194	308304	85.59
9	OTHER BANKS																											
10	BANK OF INDIA	220224	194197	88.18	258478	236848	91.63	0	0	0.00	12723	1365	10.73	23951	8418	35.74	12276	102	0.83	1536	0	0.00	20816	1218	5.85	549604	382148	69.53
11	BANK OF MAHARASHTRA	470	1310	278.72	13738	12086	87.97	0	0	0.00	528	656	124.24	977	111	11.36	509	0	0.00	64	0	0.00	864	3389	392.25	17150	17552	102.34
12	INDIAN BANK	403929	95793	23.77	369432	454065	122.91	0	0	0.00	10987	639	5.32	20329	7421	36.49	10602	0	0.00	1327	67	5.05	2738	5179	189.15	893592	557985	66.94
13	INDIAN OVERSEAS BANK	49767	48112	96.67	88044	84203	95.64	0	0	0.00	2465	589	23.89	4563	4689	102.76	2378	0	0.00	298	0	0.00	4033	7147	177.21	151548	144740	95.51
14	PUNJAB AND SIND BANK	836	885	105.86	29886	14983	50.13	0	0	0.00	468	294	62.82	866	6815	786.95	452	0	0.00	56	0	0.00	765	2152	281.31	33329	25129	75.40
15	Total Public Sector Bank	3591088	2356944	65.63	4620000	4005451	86.70	0	0	0.00	145149	76181	52.48	268688	562075	209.19	140055	190	1.34	17527	460	2.62	237478	304531	128.24	9019985	7305840	81.00
16	PRIVATE BANKS																											
17	IDBI	38385	41760	108.79	91266	58504	64.10	0	0	0.00	13121	329	2.51	22260	845	3.80	12591	0	0.00	1704	0	0.00	21769	1129	5.19	201096	102567	51.00
18	ICICI BANK	37359	71795	192.18	288046	335540	116.49	0	0	0.00	16593	2418	14.57	28153	4386	15.58	15921	0	0.00	2155	0	0.00	27530	3628	13.18	415757	417767	100.48
19	FEDERAL BANK	1251	6947	555.32	11918	5622	47.17	0	0	0.00	1650	1	0.06	2800	57	2.04	1584	0	0.00	214	0	0.00	2738	5179	189.15	22155	17806	80.37
20	JAMMU KASHMIR BANK	0	0	0.00	1886	874	46.34	0	0	0.00	1886	25	1.32	487	15	3.08	275	0	0.00	37	0	0.00	476	107	21.43	3448	1016	29.47
21	SOUTH INDIAN BANK	10	10	100.00	2000	708	35.40	0	0	0.00	287	21	7.32	487	19	3.90	275	0	0.00	37	0	0.00	476	1	0.21	3562	759	21.31
22	AXIS BANK	29028	32694	112.63	85182	86673	101.40	0	0	0.00	14551	465	3.20	24688	230	0.93	13962	0	0.00	1890	0	0.00	24442	18469	75.26	193443	140331	72.89
23	HDFC BANK	94986	193505	203.72	444628	418957	94.23	0	0	0.00	16709	124	0.74	28350	1242	4.38	16033	0	0.00	2170	0	0.00	27723	5671	20.46	690599	98274	14.17
24	INDUSIND BANK	27116	682724	2517.79	288310	80565	27.94	0	0	0.00	3822	0	0.00	6484	0	0.00	3667	0	0.00	496	0	0.00	6341	19	0.30	336236	763308	227.02
25	KARNATAKA BANK	0	558	0.00	620	408	65.81	0	0	0.00	1817	17	0.92	487	253	51.95	275	0	0.00	37	0	0.00	476	1	0.21	2182	1237	56.69
26	KOTAK MAHINDRA	0	135038	0.00	14048	25761	183.38	0	0	0.00	1914	0	0.00	3247	0	0.00	1836	0	0.00	249	0	0.00	1716	14002	440.87	24470	174801	714.35
27	YES BANK	0	2264	0.00	1396	34828	2494.84	0	0	0.00	575	0	0.00	976	0	0.00	552	0	0.00	75	0	0.00	955	31	3.25	4529	37123	819.67
28	BANDHAN BANK	319120	143416	44.94	449298	26307	5.86	0	0	0.00	2330	0	0.00	3954	2498	63.18	2236	0	0.00	303	0	0.00	303	0	0.00	3666	552535	14292.16
29	RBL BANK	0	160992	0.00	624	234	37.50	0	0	0.00	287	0	0.00	486	0	0.00	275	0	0.00	37	0	0.00	476	1357	285.08	2185	162583	7440.87
30	IDFC FIRST BANK Ltd	0	10652	0.00	624	1366	218.91	0	0	0.00	287	0	0.00	487	0	0.00	275	17	6.18	37	0	0.00	476	0	0.00	2186	12035	550.55
31	Karv Vyaya Bank	0	0	0.00	154	11	7.14	0	0	0.00	73	0	0.00	123	44	35.77	69	0	0.00	9	0	0.00	120	0	0.00	548	55	10.04
32	Total Private Sector Bank	547245	1482355	270.88	1680000	1078358	64.19	0	0	0.00	72773	3400	4.67	128489	9589	7.77	69826	17	0.02	9450	0	0.00	120740	601824	498.45	2623503	3175543	121.04
33	Total COMM. BANKS	4138333	3839299	92.77	6300000	5083809	80.70	0	0	0.00	219922	79581	36.52	392157	571664	145.77	209881	207	0.10	26977	460	1.71	358218	906363	253.02	11643488	10481383	90.02
34	CO-OPERATIVE BANKS																											
35	STATE CO-OP. BANK	413970	897865	216.89	0	0	0.00	0	0	0.00	0	0	0.00	0	0	0.00	0	0	0.00	0	0	0.00	0	130674	0.00	413970	1028539	248.46
36	Total Cooperative Bank	413970	897865	216.89	0	0	0.00	0	0	0.00	0	0	0.00	0	0	0.00	0	0	0.00	0	0	0.00	0	130674	0.00	413970	1028539	248.46
37	REGIONAL /URAL BANKS																											
38	DAKSHIN BIHAR GRAMIN BANK	969809	899292	92.73	245604	196034	79.82	0	0	0.00	22574	265	1.17	33386	11961	35.90	18269	0	0.00	2151	0	0.00	31174	1024	3.28	1322897	1108576	83.80
39	UTTAR BIHAR GRAMIN BANK	1027802	1021671	99.40	244396	195401	79.95	0	0	0.00	13654	82	0.60	20152	3332	16.53	11050	0	0.00	1301	0	0.00	18858	0	0.00	1337213	1220486	91.27
40	Total Region Rural Bank	1597611	1920963	96.16	490000	391435	79.88	0	0	0.00	36228	347	0.96	53488	15293	28.60	29319	0	0.00	3452	0	0.00	50032	1024	2.05	2660110	2329062	87.56
41	SMALL FINANCE BANK																											
42	LIANA SFB	9853	46680	473.26	11942	15421	129.17	0	0	0.00	557	0	0.00	695	678	97.55	556	0	0.00	150	0	0.00	6953	11932	171.61	30706	74665	243.16
43	UTKARSH SFB	335787	275989	82.19	184568	11317	6.13	0	0	0.00	88	0	0.00	113	1940	1747.75	88	0	0.00	24	0	0.00	1104	143560	13003.62	521770	432816	82.95
44	LIJUVAN SFB	101964	110882	108.75	10504	1849	17.60	0	0	0.00	1516	0	0.00	1895	2202	116.14	1517	0	0.00	410	0	0.00	18961	22616	119.28	136768	137549	100.57
45	ESAF	44823	343.39	2986	3394	113.66	33.28	0	0	0.00	139	1	0.72	173	0	0.00	139	0	0.00	37	0	0.00	1732	188	10.85	7688	12106	157.47
46	Total Small Financial Bank	450086	442034	98.21	210000	31985	15.23	0	0	0.00	2300	1	0.04	2875	4820	167.65	2300	0	0.00	621	0	0.00	28750	178296	620.16			





STATE LEVEL BANKERS' COMMITTEE BIHAR, PATNA									
(CONVENOR- STATE BANK OF INDIA) FY : 2022-23									
BANK WISE ACHIEVEMENT UNDER ANNUAL CREDIT PLAN AS ON : 31.03.2023									
(Rs. In Lakh)									
SL	BANK NAME	Weakr Sect.	WOMEN	SC	ST	OBC	MINORITY	EXSER	HANDICAP
	<b>LEAD BANKS</b>								
1	STATE BANK OF INDIA	154896	161280	45528	5173	22845	50221	2632	657
2	CENTRAL BANK OF INDIA	16388	49853	10756	1621	8322	5695	34	72
3	PUNJAB NATIONAL BANK	49419	43900	2324	290	19210	8706	27	890
4	CANARA BANK	2073	508	282	104	399	322	125	99
5	UCO BANK	74601	7752	639	94	1994	677	174	169
6	BANK OF BARODA	16490	2856	1809	234	6049	1009	3	8
7	UNION BANK OF INDIA	5697	23539	1563	211	25278	6723	298	180
	<b>OTHER BANKS</b>								
8	BANK OF INDIA	114712	68631	3111	525	23292	7802	0	118
9	BANK OF MAHARASHTRA	0	0	0	0	0	0	0	0
10	INDIAN BANK	118593	27999	10499	961	0	30038	0	0
11	INDIAN OVERSEAS BANK	1431	861	474	367	336	256	27	27
12	PUNJAB AND SIND BANK	0	0	0	0	0	0	0	0
	Total Public Sector Bank	554300	387179	76985	9580	107725	111449	3320	2220
	<b>PRIVATE BANKS</b>								
13	IDBI	35317	29879	6787	1023	26888	5246	0	0
14	ICICI BANK	41698	157699	1797	235	0	23013	0	0
15	FEDERAL BANK	0	0	0	0	0	0	0	0
16	JAMMU KASHMIR BANK	2	1	0	0	0	4	0	0
17	SOUTH INDIAN BANK	0	0	0	0	0	0	0	0
18	AXIS BANK	0	0	1548	500	0	0	0	0
19	HDFC BANK	143847	109465	146	50	135311	4158	0	0
20	INDUSIND BANK	985541	9240	211329	82827	16730	169557	0	0
21	KARNATAKA BANK	4	0	0	0	0	0	0	0
22	KOTAK MAHINDRA	147979	134592	17706	5487	0	2779	0	0
23	YES BANK	270	275	218	69	0	286	0	0
24	BANDHAN BANK	393627	552930	50011	10889	285021	124273	0	0
25	RBL BANK	161041	157884	13331	1538	73355	35706	0	0
26	IDFC FIRST BANK Ltd	10703	10696	933	73	7802	4429	0	0
27	Karur Vysya Bank	0	113	0	0	0	0	0	0
	Total Private Sector Bank	1920529	1162774	303806	102691	545107	369451	0	0
	Total COMM. BANKS	2474829	1549953	380791	112271	652832	480900	3320	2220
	<b>CO-OPERATIVE BANKS</b>								
28	STATE CO-OP. BANK	0	0	0	0	0	0	0	0
	Total Cooperative Bank	0	0	0	0	0	0	0	0
	<b>REGIONAL RURAL BANKS</b>								
29	DAKSHIN BIHAR GRAMIN BANK	228873	38471	7754	559	147392	31680	0	0
30	UTTAR BIHAR GRAMIN BANK	982532	136523	169627	113906	619284	111598	13285	0
	Total Region Rural Bank	1211405	174994	177381	114465	766676	143278	13285	0
	<b>SMALL FINANCE BANK</b>								
31	JANA SFB	58671	59111	5670	1663	19544	14855	0	0
32	UTKARSH SFB	295294	283234	5156	1363	22773	569	0	0
33	UJJIVAN SFB	128375	145966	23512	6925	87182	19641	0	0
34	ESAF	11254	11254	178	132	2460	639	0	0
	Total Small Financial Bank	493594	499565	34516	10083	131959	35704	0	0
	TOTAL FOR BIHAR	4179828	2224512	592688	236819	1551467	659882	16605	2220

STATE LEVEL BANKERS' COMMITTEE BIHAR, PATNA									
(CONVENOR- STATE BANK OF INDIA) : FY - 2022-23									
DISTRICTWISE PERFORMANCE UNDER ANNUAL CREDIT PLAN AS ON 31.03.2023									
									(Rs. In Lakh)
SL	DISTRICT NAME	WEAKER SECTION	WOMEN	SC	ST	OBC	MINORITY	EXSER	HANDICAP
1	Araria	80969	65739	11632	4514	41032	27360	452	12
2	Arwal	9956	5918	699	141	4680	1242	3	8
3	Aurangabad	53055	33310	3944	643	20289	7016	4	149
4	Banka	43075	19657	1049	397	9942	2547	157	138
5	Begusarai	129288	77122	11536	2357	41118	16786	46	41
6	Bhagalpur	84457	66896	5636	2145	34150	14083	281	171
7	Bhojpur	111018	111054	12991	3868	25280	12363	270	22
8	Buxar	39643	26657	3270	614	13373	3198	148	16
9	Darbhanga	180071	93770	28366	13623	72447	22885	1053	14
10	East Champaran	160072	91830	19736	11280	93408	21621	1187	14
11	Gaya	197239	88604	28329	10067	29223	28451	20	134
12	Gopalganj	124288	70514	17864	8969	52955	14046	810	22
13	Jamui	24733	19373	1771	539	12038	3773	12	12
14	Jehanabad	17931	12502	2223	566	11187	3044	13	6
15	Kaimur	31069	18059	1347	172	11821	3301	13	2
16	Katihar	97443	71482	8836	4488	29380	24635	406	3
17	Khagaria	25746	25667	9332	390	18042	8445	12	15
18	Kishanganj	46714	85298	6711	2738	18576	26476	290	2
19	Lakhisarai	14344	11015	964	197	9158	1261	6	2
20	Madhepura	69919	40652	12576	4964	38097	12886	529	19
21	Madhubani	172758	51680	22318	14303	91345	18039	1602	28
22	Munger	26356	15809	1795	204	10135	6117	8	10
23	Muzaffarpur	236157	138079	31378	14046	110704	34238	1193	11
24	Nalanda	52558	35959	5764	919	23931	8220	12	537
25	Nawada	31982	20613	1860	196	19951	4017	9	10
26	Patna	502231	365654	63906	15115	154127	76469	285	169
27	Purnea	118957	71200	12540	6452	59558	22883	585	16
28	Rohtas	59596	30774	5244	1151	26956	7013	9	7
29	Saharsa	57586	33381	8857	4034	32071	12571	838	280
30	Samastipur	156052	93778	19395	4330	59401	17290	33	33
31	Saran	163104	96110	24837	12146	72136	15139	976	27
32	Sheikhpura	12249	6658	890	112	4280	1044	6	8
33	Sheohar	19020	5494	2636	1693	10853	1900	200	8
34	Sitamarhi	91706	40227	10740	6042	46267	10822	651	9
35	Siwan	311412	95376	66455	30245	80830	57137	1029	14
36	Supaul	55383	25319	10424	4620	32268	13718	1246	206
37	Vaishali	454214	66228	100093	39597	62992	74427	1118	16
38	West Champaran	117477	47054	14744	8942	67466	13419	1093	29
	TOTAL FOR BIHAR	4179828	2224512	592688	236819	1551467	659882	16605	2220

STATE LEVEL BANKERS' COMMITTEE BIHAR,PATNA				
(CONVENOR-STATE BANK OF INDIA) : FY-2022-23				
LENDING TO MINORITY COMMUNITIES				
AS ON 31.03.2023				
SL. No.	Minority Concentrated Districts in Bihar	Priority Sector Advance (A) (Disbursed)	Out of (A) Total Advances to Minority	%age Share of Minority Advance
		Amt.	Amt.	Amt.
1	Araria	303179	27360	9.02
2	Arwal	90918	1242	1.37
3	Aurangabad	301363	7016	2.33
4	Banka	207293	2547	1.23
5	Begusarai	512676	16786	3.27
6	Bhagalpur	476981	14083	2.95
7	Bhojpur	402572	12363	3.07
8	Buxar	235554	3198	1.36
9	Darbhanga	428682	22885	5.34
10	East Champaran	552855	21621	3.91
11	Gaya	569838	28451	4.99
12	Gopalganj	292629	14046	4.80
13	Jamui	143689	3773	2.63
14	Jehanabad	120426	3044	2.53
15	Kaimur	199881	3301	1.65
16	Katihar	323440	24635	7.62
17	Khagaria	177109	8445	4.77
18	Kishanganj	167237	26476	15.83
19	Lakhisarai	125256	1261	1.01
20	Madhepura	249545	12886	5.16
21	Madhubani	449272	18039	4.02
22	Munger	157439	6117	3.89
23	Muzaffarpur	778632	34238	4.40
24	Nalanda	336489	8220	2.44
25	Nawada	235533	4017	1.71
26	Patna	2467076	76469	3.10
27	Purnea	444181	32883	7.40
28	Rohtas	380277	7013	1.84
29	Saharsa	196657	12571	6.39
30	Samastipur	541759	17290	3.19
31	Saran	405894	15139	3.73
32	Sheikhpura	77596	1044	1.35
33	Sheohar	81595	1900	2.33
34	Sitamarhi	345433	10822	3.13
35	Siwan	485440	57137	11.77
36	Supaul	213370	13718	6.43
37	Vaishali	661616	74427	11.25
38	West Champaran	356738	13419	3.76
	<b>TOTAL FOR BIHAR</b>	<b>14496120</b>	<b>659882</b>	<b>4.55</b>

**STATE LEVEL BANKERS' COMMITTEE BIHAR, PATNA**  
**(CONVENOR- STATE BANK OF INDIA) FY : 2022-23**

**NON PERFORMING ASSETS IN VARIOUS SECTOR & WRITTEN OFF AS ON 31.03.2023**

SL. NO.	NAME OF BANKS	1						2						3						4						5						6					
		AGRICULTURE			MSME			OPS			TOTAL PRIORITY SECTOR			NPS			NPA IN TOTAL ADVANCE			WRITTEN OFF ADVANCE																	
		TOTAL O/S	TOTAL NPA	%AGE	TOTAL O/S	TOTAL NPA	%AGE	TOTAL O/S	TOTAL NPA	%AGE	TOTAL O/S	TOTAL NPA	%AGE	TOTAL O/S	TOTAL NPA	%AGE	TOTAL O/S	TOTAL NPA	%AGE	TOTAL O/S	TOTAL NPA	%AGE	TOTAL O/S	TOTAL NPA	%AGE	TOTAL O/S	TOTAL NPA	%AGE									
1	LEAD BANKS	582169	147124	25.27	862156	16651	570485	4386	0.77	2014810	168161	8.35	3295658	10419	0.32	5510468	178580	3.36	34029	0	0	0	0	0	0	0	0	0									
2	STATE BANK OF INDIA	539103	243943	45.25	247809	46545	77915	18226	15.04	864227	302114	34.96	194639	6512	3.35	1058866	308626	29.15	4900	0	0	0	0	0	0	0	0	0									
3	PUNJAB NATIONAL BANK	489848	253381	52.13	459487	94509	20611	132696	19.44	1081041	375683	34.75	1069121	16134	1.51	2150252	391817	18.22	0	0	0	0	0	0	0	0	0	0									
4	CANARA BANK	174279	37136	21.31	262194	26454	93594	5110	5.46	530067	68700	12.96	1095239	2987	0.27	1625306	71687	4.41	0	0	0	0	0	0	0	0	0	0									
5	UCO BANK	162130	41936	25.87	20932	20332	15710	2752	5.18	344393	65020	18.88	57958	1138	1.96	402351	66158	16.44	1012	0	0	0	0	0	0	0	0	0									
6	BANK OF BARODA	219858	29235	13.30	489404	31542	117681	5876	4.99	826943	66653	8.06	158037	5151	3.26	949980	71804	7.29	4503	0	0	0	0	0	0	0	0	0									
7	UNION BANK OF INDIA	128448	46966	36.56	168982	25138	51163	3165	6.19	348593	75269	21.59	208175	8390	4.03	556768	83659	15.03	0	0	0	0	0	0	0	0	0	0									
8	OTHER BANKS	235369	62191	26.42	305464	37389	74994	3399	4.53	615827	102979	16.72	306061	3017	0.99	921888	105996	11.50	0	0	0	0	0	0	0	0	0	0									
9	BANK OF MAHARASHTRA	12550	25	0.20	27650	92	35094	340	0.97	75294	457	0.61	179100	85	0.05	254394	542	0.21	0	0	0	0	0	0	0	0	0	0									
10	INDIAN BANK	184075	82522	44.83	260346	49664	30997	268	0.86	475418	132474	27.86	555054	6923	1.25	1030472	139397	13.53	16705	0	0	0	0	0	0	0	0	0									
11	INDIAN OVERSEAS BANK	14069	3377	24.00	38168	7047	18446	57742	16	0.03	109979	10440	9.49	16413	917	5.59	126392	11357	8.99	86	0	0	0	0	0	0	0	0									
12	PUNJAB AND SIND BANK	885	93	10.51	14983	665	9261	769	8.30	25129	1527	6.08	3514	951	27.06	28643	2478	8.65	0	0	0	0	0	0	0	0	0	0									
	Total Public Sector Bank	2742783	949929	34.63	3264806	356048	1304132	63500	4.87	7311721	1369477	18.73	7139059	62624	0.88	14450780	1432101	9.91	61235	0	0	0	0	0	0	0	0	0									
	PRIVATE BANKS																																				
13	IDBI	54657	5467	10.00	59659	6280	34226	542	1.58	148542	12289	8.27	89277	1059	1.19	237819	13348	5.61	0	0	0	0	0	0	0	0	0	0									
14	ICICI BANK	102124	5399	5.29	302318	3701	25218	339	1.34	429660	9439	2.20	860554	12998	1.51	1290214	22437	1.74	0	0	0	0	0	0	0	0	0	0									
15	FEDERAL BANK	6948	31	0.45	5622	51	5237	47	0.90	17807	129	0.72	16397	303	1.85	34204	432	1.26	0	0	0	0	0	0	0	0	0	0									
16	JAMMU KASHMIR BANK	1	0	0.00	584	21	121	2	1.65	706	23	3.26	1570	0	0.00	2276	23	1.01	0	0	0	0	0	0	0	0	0	0									
17	SOUTH INDIAN BANK	0	0	0.00	647	0	300	0	0.00	947	0	0.00	0	0	0.00	947	0	0.00	0	0	0	0	0	0	0	0	0	0									
18	AXIS BANK	132325	7845	5.93	171753	3642	11333	583	5.14	315411	12070	3.83	467567	3204	0.65	782978	15274	1.95	0	0	0	0	0	0	0	0	0	0									
19	HDFC BANK	208621	6671	3.20	417848	3510	23099	1506	6.52	649568	11687	1.80	818114	15398	1.88	1467682	27085	1.85	0	0	0	0	0	0	0	0	0	0									
20	INDUSIND BANK	596163	1640	0.28	84718	1435	99	0	0.00	680980	3075	0.45	178126	6687	3.75	859106	9762	1.14	0	0	0	0	0	0	0	0	0	0									
21	KARNATAKA BANK	58	2	0.36	408	25	613	268	0	0.00	1234	27	2.19	1072	70	6.53	2306	97	4.21	0	0	0	0	0	0	0	0	0									
22	KOTAK MAHINDRA	149540	3994	2.67	20027	362	13548	0	0.00	183115	4356	2.38	28060	343	1.72	211175	4699	2.23	0	0	0	0	0	0	0	0	0	0									
23	YES BANK	1811	0	0.00	17223	31	83	0	0.00	19117	31	0.16	29508	530	1.80	48625	561	1.15	0	0	0	0	0	0	0	0	0	0									
24	BANDHAN BANK	122005	407	0.33	19996	139	399076	1051	0.26	541077	1597	0.30	352879	3541	1.00	893956	5138	0.57	0	0	0	0	0	0	0	0	0	0									
25	RBL BANK	180757	2433	1.35	34	0	1597	2625	164.37	182388	5058	2.77	163	0	0.00	182551	5058	2.77	0	0	0	0	0	0	0	0	0	0									
26	IDFC FIRST BANK Ltd	11668	57	0.49	1246	7	13	0	0.00	12927	64	0.50	21117	308	1.46	34044	372	1.09	0	0	0	0	0	0	0	0	0	0									
27	Karur Vysya Bank	0	0	0.00	476	0	762	3	0.39	1238	3	0.24	0	0	0.00	1238	3	0.24	0	0	0	0	0	0	0	0	0	0									
	Total Private Sector Bank	1567178	33946	2.17	1102559	19204	514980	6698	1.30	3184717	59848	1.88	2864404	44441	1.55	6049121	104289	1.72	0	0	0	0	0	0	0	0	0	0									
	Total COMM. BANKS	4309961	983875	22.83	4367365	375252	1819112	70198	3.86	10496438	1429325	13.62	10003463	107065	1.07	20499901	1536390	7.49	61235	0	0	0	0	0	0	0	0	0									
	CO-OPERATIVE BANKS																																				
28	STATE CO-OP. BANK	1057465	32463	3.07	0	0	130674	0	0.00	1188139	32463	2.73	2662	0	0.00	1190801	32463	2.73	0	0	0	0	0	0	0	0	0	0									
	Total Cooperative Bank	1057465	32463	3.07	0	0	130674	0	0.00	1188139	32463	2.73	2662	0	0.00	1190801	32463	2.73	0	0	0	0	0	0	0	0	0	0									
	REGIONAL RURAL BANKS																																				
29	DAKSHIN BIHAR GRAMIN BANK	911312	434511	47.68	106696	51714	56031	11503	20.53	1074039	497728	46.34	47620	1816	3.81	1121659	499544	44.54	0	0	0	0	0	0	0	0	0	0									
30	UTTAR BIHAR GRAMIN BANK	735690	145660	19.80	417043	59131	14562	6009	41.26	1167295	210800	18.06	50627	2052	4.05	1217922	212852	17.48	0	0	0	0	0	0	0	0	0	0									
	Total Region Rural Bank	1647002	580171	35.23	523739	110845	70593	17512	24.81	2241334	708528	31.61	98247	3868	3.94	2339581	712396	30.45	0	0	0	0	0	0	0	0	0	0									
	SMALL FINANCE BANK																																				
31	JANA SFB	46534	965	2.07	20978	64	16961	1011	5.96	84473	2040	2.41	3390	102	3.01	87863	2142	2.44	0	0	0	0	0	0	0	0	0	0									
32	UTKARSH SFB	268027	4025	1.50	16542	434	141645	4146	2.93	426614	8605	2.02	497	23	4.63	427111	8628	2.02	0	0	0	0	0	0	0	0	0	0									
33	UJIVAN SFB	115962	666	0.57	4795	3	26648	205	0.77	147405	874	0.59	28514	123	0.43	175919	997	0.57	0	0	0	0	0	0	0	0	0	0									
34	ESAF	8384	452	5.39	4680	621	1014	346	34.12	14078	1419	10.08	213	3	1.41	14291	1422	9.95	0	0	0	0	0	0	0	0	0	0									
	Total Small Financial Bank	438907	6108	1.39	47395	1122	186268	5708	3.06	672570	12938	1.92	32614	251	0.77	705184	13189	1.87	0	0	0	0	0	0	0	0	0	0									
	TOTAL FOR BIHAR	7453335	1602617	21.50	4938499	487219	2206647	93418	4.23	14598481	2183254	14.96	10136986	111184																							

## STATE LEVEL BANKERS' COMMITTEE BIHAR, PATNA

(CONVENOR- STATE BANK OF INDIA) FY : 2022-23

## INFORMATION REGARDING CERTIFICATE CASE FILED BY BANKS as on 31.03.2023

(Rs. In Lakh)

SL. NO.	Name of Institution Commercial Banks	No of cases pending As On 31.12.2022		No of cases filed during the quarter March 2023		No of Cases disposed during the quarter March 2023		No of Cases pending as at the end of the quarter March 2023	
		No	Amt	No	Amt	No	Amt	No	Amt
		<b>LEAD BANKS</b>							
1	STATE BANK OF INDIA	569844	394855	4664	1868	548	295	573960	396428
2	CENTRAL BANK OF INDIA	52489	43855	0	0	0	0	52489	43855
3	PUNJAB NATIONAL BANK	16041	8464	0	0	0	0	16041	8464
4	CANARA BANK	62355	60043	1757	3044	221	6095	63891	56992
5	UCO BANK	37048	63436	57	101	37	46	37068	63491
6	BANK OF BARODA	908	2504	0	0	0	0	908	2504
7	UNION BANK OF INDIA	1204	570	0	0	0	0	1204	570
<b>OTHER BANKS</b>									
8	BANK OF INDIA	16182	11783	1017	1395	820	1053	16379	12125
9	BANK OF MAHARASHTRA	1603	4703	0	0	0	0	1603	4703
10	INDIAN BANK	7419	9553	11	24	26	38	7404	9539
11	INDIAN OVERSEAS BANK	532	1277	0	0	0	0	532	1277
12	PUNJAB AND SIND BANK	440	732	0	0	0	0	440	732
Total Public Sector Bank		766065	601775	7506	6432	1652	7527	771919	600680
<b>PRIVATE BANKS</b>									
13	IDBI	863	1410	0	0	0	0	863	1410
14	ICICI BANK	0	0	0	0	0	0	0	0
15	FEDERAL BANK	3	1	0	0	0	0	3	1
16	JAMMU KASHMIR BANK	0	0	0	0	0	0	0	0
17	SOUTH INDIAN BANK	0	0	0	0	0	0	0	0
18	AXIS BANK	0	0	0	0	0	0	0	0
19	HDFC BANK	0	0	0	0	0	0	0	0
20	INDUSIND BANK	0	0	0	0	0	0	0	0
21	KARNATAKA BANK	0	0	0	0	0	0	0	0
22	KOTAK MAHINDRA	0	0	0	0	0	0	0	0
23	YES BANK	0	0	0	0	0	0	0	0
24	BANDHAN BANK	0	0	0	0	0	0	0	0
25	RBL BANK	0	0	0	0	0	0	0	0
26	IDFC FIRST BANK Ltd	0	0	0	0	0	0	0	0
27	Karur Vysya Bank	0	0	0	0	0	0	0	0
Total Private Sector Bank		866	1411	0	0	0	0	866	1411
Total COMM. BANKS		766931	603186	7506	6432	1652	7527	772785	602091
<b>CO-OPERATIVE BANKS</b>									
28	STATE CO-OP. BANK	16417	15883	257	439	74	1212	16600	15110
Total Cooperative Bank		16417	15883	257	439	74	1212	16600	15110
<b>REGIONAL RURAL BANKS</b>									
29	DAKSHIN BIHAR GRAMIN BANK	68098	99936	4430	7857	1623	3267	70905	104526
30	UTTAR BIHAR GRAMIN BANK	15263	28199	998	3193	1173	2597	15088	28795
Total Region Rural Bank		83361	128135	5428	11050	2796	5864	85993	133321
<b>SMALL FINANCE BANK</b>									
31	JANA SFB	0	0	0	0	0	0	0	0
32	UTKARSH SFB	0	0	0	0	0	0	0	0
33	UJJIVAN SFB	0	0	0	0	0	0	0	0
34	ESAF	0	0	0	0	0	0	0	0
Total Small Financial Bank		0	0	0	0	0	0	0	0
TOTAL FOR BIHAR		866709	747204	13191	17921	4522	14603	875378	750522

STATE LEVEL BANKERS' COMMITTEE BIHAR, PATNA									
(CONVENOR- STATE BANK OF INDIA) FY : 2022-23									
INFORMATION REGARDING CERTIFICATE CASE FILED BY BANKS Districtwise as on 31.03.2023									
( Rs.In Lakh)									
SL. NO.	District Name	No of cases pending as on 30.12.2022		No of cases filed during the quarter ended March 2023		No of Cases disposed during the quarter ended March 2023		No of Cases pending as at the end of the quarter ended March 2023	
		No	Amt	No	Amt	No	Amt	No	Amt
1	Araria	13620	20780	211	404	100	218	13731	20966
2	Arwal	4851	6337	54	156	22	139	4883	6354
3	Aurangabad	11756	10608	305	479	192	405	11869	10682
4	Banka	56523	59797	740	779	725	469	56538	59152
5	Begusarai	46159	22580	433	540	152	272	46440	22848
6	Bhagalpur	56744	64462	257	309	171	335	56830	64436
7	Bhojpur	33695	27049	384	541	112	166	33967	27424
8	Buxar	26818	20782	453	994	110	452	27161	21324
9	Darbhangha	6494	5303	60	75	53	134	6501	5244
10	East Champaran	14904	13301	151	180	142	328	14913	13153
11	Gaya	44800	6999	1592	471	46	446	46346	7024
12	Gopalganj	27894	18562	162	212	101	295	27955	18479
13	Jamui	30449	25059	136	162	30	87	30555	25134
14	Jehanabad	8475	6153	28	27	3	55	8500	6125
15	Kaimur	18058	17807	229	1035	40	237	18247	18605
16	Katihar	14612	23851	304	1105	83	394	14833	24562
17	Khagaria	11707	22463	443	544	70	133	12080	22874
18	Kishanganj	7511	5985	85	237	55	187	7541	6035
19	Lakhisarai	12990	23791	104	121	26	80	13068	23832
20	Madhepura	5436	6218	234	586	294	473	5376	6331
21	Madhubani	13234	8539	296	195	83	158	13447	8576
22	Munger	15937	21489	361	435	119	209	16179	21715
23	Muzaffarpur	30795	16981	204	650	89	843	30910	16788
24	Nalanda	30905	14091	668	1052	80	344	31493	14799
25	Nawada	16121	8232	136	428	8	65	16249	8595
26	Patna	34675	53994	534	1133	172	2597	35037	52530
27	Purnea	7375	7730	401	940	65	1087	7711	7583
28	Rohtas	12609	29642	232	466	79	422	12762	29686
29	Saharsa	8839	12720	261	442	192	445	8908	12717
30	Samastipur	31666	18644	683	1015	371	619	31978	19040
31	Saran	30231	42587	180	224	196	445	30215	42366
32	Sheikhpura	31007	21908	116	120	114	412	31009	21616
33	Sheohar	9238	5137	33	34	8	71	9323	5100
34	Sitamarhi	37277	17427	291	344	40	123	37528	17648
35	Siwan	17332	12962	217	344	97	346	17452	12960
36	Supaul	5303	5680	268	462	191	361	5380	5781
37	Vaishali	24757	15063	207	250	66	285	24898	15028
38	West Champaran	55852	26996	2238	880	525	466	57565	27410
	<b>TOTAL FOR BIHAR</b>	<b>866709</b>	<b>747204</b>	<b>13191</b>	<b>17921</b>	<b>4522</b>	<b>14603</b>	<b>875378</b>	<b>750522</b>

STATE LEVEL BANKERS' COMMITTEE BIHAR, PATNA							
(CONVENOR- STATE BANK OF INDIA) FY : 2022-23							
BANK PERFORMANCE : MSE ADVANCE (ACP ACHIEVEMENT ) AS ON 31.03.2023							
(Rs. In Lakh)							
SL	BANK NAME	Total credit disbursed to MSE sector during the year="A"		Out of "A" No of Units extended loans upto Rs 10 lakhs			
		No. of accounts	amount	With Collateral		Without Collateral	
				No. of accounts	amount	No. of accounts	amount
	<b>LEAD BANKS</b>						
1	STATE BANK OF INDIA	32843	668330	0	0	5367	14521
2	CENTRAL BANK OF INDIA	122381	504226	0	0	35573	74222
3	PUNJAB NATIONAL BANK	122569	946301	5768	44535	11539	89083
4	CANARA BANK	49492	290827	22965	201175	26527	89652
5	UCO BANK	32365	186176	0	0	3858	2765
6	BANK OF BARODA	36238	419799	0	0	25878	14515
7	UNION BANK OF INDIA	12657	187607	0	0	11250	133627
	<b>OTHER BANKS</b>						
8	BANK OF INDIA	36354	236848	185	575	32919	127949
9	BANK OF MAHARASHTRA	4951	12086	0	0	210	85
10	INDIAN BANK	51591	454065	0	0	12653	29168
11	INDIAN OVERSEAS BANK	17303	84203	0	0	211	947
12	PUNJAB AND SIND BANK	4064	14983	5	18	3	17
	<b>Total Public Sector Bank</b>	<b>522808</b>	<b>4005451</b>	<b>28923</b>	<b>246303</b>	<b>165988</b>	<b>576546</b>
	<b>PRIVATE BANKS</b>						
13	IDBI	3657	58504	1604	10379	1393	8304
14	ICICI BANK	6719	335540	0	0	58	1248
15	FEDERAL BANK	183	5622	0	0	55	1203
16	JAMMU KASHMIR BANK	153	874	0	0	22	50
17	SOUTH INDIAN BANK	17	708	0	0	1	1
18	AXIS BANK	47	88673	0	0	17	12485
19	HDFC BANK	25643	418957	339	1586	19732	13233
20	INDUSIND BANK	34720	80565	0	0	25008	18324
21	KARNATAKA BANK	23	408	0	0	2	9
22	KOTAK MAHINDRA	598	25761	0	0	151	731
23	YES BANK	472	34828	1	10	10	36
24	BANDHAN BANK	3416	26307	0	0	2091	9946
25	RBL BANK	12	234	0	0	0	0
26	IDFC FIRST BANK Ltd	185	1366	0	0	165	850
27	Karur Vysya Bank	1	11	0	0	1	1
	<b>Total Private Sector Bank</b>	<b>75846</b>	<b>1078358</b>	<b>1944</b>	<b>11975</b>	<b>48706</b>	<b>66421</b>
	<b>Total COMM. BANKS</b>	<b>598654</b>	<b>5083809</b>	<b>30867</b>	<b>258278</b>	<b>214694</b>	<b>642967</b>
	<b>CO-OPERATIVE BANKS</b>						
28	STATE CO-OP. BANK	0	0	0	0	0	0
	<b>Total Cooperative Bank</b>	<b>0</b>	<b>0</b>	<b>0</b>	<b>0</b>	<b>0</b>	<b>0</b>
	<b>REGIONAL RURAL BANKS</b>						
29	DAKSHIN BIHAR GRAMIN BANK	260918	196034	60559	47342	200359	148692
30	UTTAR BIHAR GRAMIN BANK	152292	195401	45764	58619	106528	136782
	<b>Total Region Rural Bank</b>	<b>413210</b>	<b>391435</b>	<b>106323</b>	<b>105961</b>	<b>306887</b>	<b>285474</b>
	<b>SMALL FINANCE BANK</b>						
31	JANA SFB	793	15425	0	0	793	15425
32	UTKARSH SFB	546	11317	0	0	428	3960
33	UJJIVAN SFB	508	1849	0	0	1	1
34	ESAF	9002	3394	0	0	9002	3394
	<b>Total Small Financial Bank</b>	<b>10849</b>	<b>31985</b>	<b>0</b>	<b>0</b>	<b>10224</b>	<b>22780</b>
	<b>TOTAL FOR BIHAR</b>	<b>1022713</b>	<b>5507229</b>	<b>137190</b>	<b>364239</b>	<b>531805</b>	<b>951221</b>



STATE LEVEL BANKERS' COMMITTEE BIHAR, PATNA									
(CONVENOR- STATE BANK OF INDIA) FY: 2022-23									
BANK WISE PROGRESS UNDER MICRO ENTERPRISES (MANUFACTURING & SERVICE ADVANCES) AS ON : 31.03.2023 (Rs. In Lakhs)									
SL. NO.	BANK NAME	SANCTIONED				DISBURSED			
		MANUFACTURING		SERVICES		MANUFACTURING		SERVICES	
		NO.	AMOUNT	NO.	AMOUNT	NO.	AMOUNT	NO.	AMOUNT
	LEAD BANKS								
1	STATE BANK OF INDIA	4522	55678	26108	350381	4522	55678	26108	350381
2	CENTRAL BANK OF INDIA	11205	32099	24368	42123	11205	32099	24368	42123
3	PUNJAB NATIONAL BANK	16425	84955	126553	738950	12422	64248	95707	558837
4	CANARA BANK	12865	152652	2789	36235	12862	132303	2789	29562
5	UCO BANK	11011	41220	6741	40911	11011	41220	6598	38986
6	BANK OF BARODA	21806	17168	7825	4833	21806	17168	7825	4833
7	UNION BANK OF INDIA	928	2542	11210	135394	928	2542	11210	135394
	OTHER BANKS								
8	BANK OF INDIA	2121	15845	33879	189975	2121	15528	33879	189761
9	BANK OF MAHARASHTRA	1548	3404	1362	2856	1548	3404	1362	2856
10	INDIAN BANK	16629	94595	30884	220724	16629	94595	30884	220724
11	INDIAN OVERSEAS BANK	3145	19875	4615	33879	3145	19875	4615	33879
12	PUNJAB AND SIND BANK	854	3204	1999	7059	854	3204	1999	7059
	Total Public Sector Bank	103059	523237	278333	1803320	99053	481864	247344	1614395
	PRIVATE BANKS								
13	IDBI	190	1520	3500	42001	154	1256	3322	41718
14	ICICI BANK	728	21611	4128	122463	728	21611	4128	122463
15	FEDERAL BANK	27	398	132	1943	27	398	132	1943
16	JAMMU KASHMIR BANK	0	0	76	256	0	0	76	256
17	SOUTH INDIAN BANK	17	708	0	0	17	708	0	0
18	AXIS BANK	0	0	25	75000	0	0	17	73269
19	HDFC BANK	7823	26556	14382	94387	7823	26556	14382	94387
20	INDUSIND BANK	3757	3953	30373	26644	3757	3953	30373	26644
21	KARNATAKA BANK	2	45	10	218	2	45	10	218
22	KOTAK MAHINDRA	459	10047	0	0	459	10047	0	0
23	YES BANK	39	3486	255	9648	39	3486	255	9648
24	BANDHAN BANK	0	0	3402	20750	0	0	3402	20750
25	RBL BANK	0	0	0	0	0	0	0	0
26	IDFC FIRST BANK Ltd	27	151	152	1138	27	151	152	1138
27	Karur Vysya Bank	0	0	1	11	0	0	1	11
	Total Private Sector Bank	13069	68475	56436	394459	13033	68211	56250	392445
	Total COMM. BANKS	116128	591712	334769	2197779	112086	550075	303594	2006840
	CO-OPERATIVE BANKS								
28	STATE CO-OP. BANK	0	0	0	0	0	0	0	0
	Total Cooperative Bank	0	0	0	0	0	0	0	0
	REGIONAL RURAL BANKS								
29	DAKSHIN BIHAR GRAMIN BANK	47565	45970	213353	150064	47565	45970	213353	150064
30	UTTAR BIHAR GRAMIN BANK	863	9669	150898	182001	863	6498	150898	185475
	Total Region Rural Bank	48428	55639	364251	338065	48428	52468	364251	335539
	SMALL FINANCE BANK								
31	JANA SFB	194	3195	506	9963	194	3195	506	9963
32	UTKARSH SFB	546	11317	0	0	546	11317	0	0
33	UJJIVAN SFB	143	473	359	1068	143	473	359	1068
34	ESAF	6644	2590	2358	804	6644	2590	2358	804
	Total Small Financial Bank	7527	17575	3223	11835	7527	17575	3223	11835
	TOTAL FOR BIHAR	172083	664926	702243	2547679	168041	620118	671068	2354214

STATE LEVEL BANKERS' COMMITTEE BIHAR, PATNA							
(CONVENOR- STATE BANK OF INDIA) FY : 2022-23							
BANK WISE PROGRESS UNDER MICRO ENTERPRISES (MANUFACTURING + SERVICE ADVANCES ) AS ON : 31.03.2023							
							Rs. in Lakhs
SL. NO.	BANK NAME	TARGET	SANCTIONED		DISBURSED		ACHIEV %AGE
		AMOUNT	NO	AMOUNT	NO	AMOUNT	AMT
	<b>LEAD BANKS</b>						
1	STATE BANK OF INDIA	498570	30630	406059	30630	406059	81.44
2	CENTRAL BANK OF INDIA	218958	35573	74222	35573	74222	33.90
3	PUNJAB NATIONAL BANK	379442	142978	823905	108129	623085	164.21
4	CANARA BANK	132610	15654	188887	15651	161865	122.06
5	UCO BANK	94410	17752	82131	17609	80206	84.95
6	BANK OF BARODA	175666	29631	22001	29631	22001	12.52
7	UNION BANK OF INDIA	83116	12138	137936	12138	137936	165.96
	<b>OTHER BANKS</b>						
8	BANK OF INDIA	105976	36000	205820	36000	205289	193.71
9	BANK OF MAHARASHTRA	5632	2910	6260	2910	6260	111.15
10	INDIAN BANK	151468	47513	315319	47513	315319	208.18
11	INDIAN OVERSEAS BANK	36098	7760	53754	7760	53754	148.91
12	PUNJAB AND SIND BANK	12254	2853	10263	2853	10263	83.75
	Total Public Sector Bank	1894200	381392	2326557	346397	2096259	110.67
	<b>PRIVATE BANKS</b>						
13	IDBI	37420	3690	43521	3476	42974	114.84
14	ICICI BANK	118098	4856	144074	4856	144074	122.00
15	FEDERAL BANK	4886	159	2341	159	2341	47.91
16	JAMMU KASHMIR BANK	774	76	256	76	256	33.07
17	SOUTH INDIAN BANK	820	17	708	17	708	86.34
18	AXIS BANK	34924	25	75000	17	73269	209.80
19	HDFC BANK	182298	22205	120943	22205	120943	66.34
20	INDUSIND BANK	118208	34130	30597	34130	30597	25.88
21	KARNATAKA BANK	254	12	263	12	263	103.54
22	KOTAK MAHINDRA	5760	459	10047	459	10047	174.43
23	YES BANK	572	294	13134	294	13134	2296.15
24	BANDHAN BANK	184212	3402	20750	3402	20750	11.26
25	RBL BANK	256	0	0	0	0	0.00
26	IDFC FIRST BANK Ltd	256	179	1289	179	1289	503.52
27	Karur Vysya Bank	62	1	11	1	11	17.74
	Total Private Sector Bank	688800	69505	462934	69283	460656	66.88
	Total COMM. BANKS	2583000	450897	2789491	415660	2556915	98.99
	<b>CO-OPERATIVE BANKS</b>						
28	STATE CO-OP. BANK	0	0	0	0	0	0.00
	Total Cooperative Bank	0	0	0	0	0	0.00
	<b>REGIONAL RURAL BANKS</b>						
29	DAKSHIN BIHAR GRAMIN BANK	100698	260918	196034	260918	196034	194.68
30	UTTAR BIHAR GRAMIN BANK	100202	151761	197670	151761	191973	191.59
	Total Region Rural Bank	200900	412679	393704	412679	388007	193.13
	<b>SMALL FINANCE BANK</b>						
31	JANA SFB	4896	700	13158	700	13158	268.75
32	UTKARSH SFB	75928	546	11317	546	11317	14.90
33	UJJIVAN SFB	4306	502	1541	502	1541	35.79
34	ESAF	970	9002	3394	9002	3394	349.90
	Total Small Financial Bank	86100	10750	29410	10750	29410	34.16
	<b>TOTAL FOR BIHAR</b>	<b>2870000</b>	<b>874326</b>	<b>3212605</b>	<b>839109</b>	<b>2974332</b>	<b>103.64</b>

STATE LEVEL BANKERS' COMMITTEE BIHAR, PATNA									
(CONVENOR- STATE BANK OF INDIA) FY : 2022-23									
BANK WISE PROGRESS UNDER SMALL ENTERPRISES (MANUFACTURING & SERVICE ADVANCES) AS ON : 31.03.2023 (Rs. In Lakhs)									
SL. NO.	BANK NAME	SANCTIONED				DISBURSED			
		MANUFACTURING		SERVICES		MANUFACTURING		SERVICES	
		NO.	AMOUNT	NO.	AMOUNT	NO.	AMOUNT	NO.	AMOUNT
	LEAD BANKS								
1	STATE BANK OF INDIA	532	43801	1888	121125	532	43801	1356	121125
2	CENTRAL BANK OF INDIA	2265	34369	6569	56928	2265	34369	6569	56928
3	PUNJAB NATIONAL BANK	3185	41514	14431	331398	2408	31396	10914	250622
4	CANARA BANK	3152	51356	1027	57236	3152	45870	1027	52192
5	UCO BANK	2899	31871	2998	30986	2864	31789	2966	29876
6	BANK OF BARODA	1590	13588	415	13572	1590	13388	415	13565
7	UNION BANK OF INDIA	38	3067	362	31136	38	3067	362	31136
	OTHER BANKS								
8	BANK OF INDIA	65	10452	279	20642	65	10143	279	20263
9	BANK OF MAHARASHTRA	425	1376	465	1325	425	1376	465	1325
10	INDIAN BANK	1148	39739	2811	77141	1148	39739	2811	77141
11	INDIAN OVERSEAS BANK	345	5489	115	990	345	5489	115	990
12	PUNJAB AND SIND BANK	269	1420	0	0	269	1420	0	0
	Total Public Sector Bank	15913	278042	31360	742479	15101	261847	27279	655163
	PRIVATE BANKS								
13	IDBI	4	1218	158	12655	2	903	158	12429
14	ICICI BANK	252	22131	1429	125411	252	22131	1429	125411
15	FEDERAL BANK	6	336	14	1145	6	336	14	1145
16	JAMMU KASHMIR BANK	2	12	0	0	2	12	0	0
17	SOUTH INDIAN BANK	0	0	0	0	0	0	0	0
18	AXIS BANK	1	31	20	85130	0	0	20	12746
19	HDFC BANK	273	36775	2297	151712	273	36775	2297	151712
20	INDUSIND BANK	65	22533	192	10353	65	22533	192	10353
21	KARNATAKA BANK	2	9	7	97	2	9	7	97
22	KOTAK MAHINDRA	0	0	127	10556	0	0	127	10556
23	YES BANK	20	2987	136	13786	20	2987	136	13786
24	BANDHAN BANK	0	0	11	1163	0	0	11	1163
25	RBL BANK	0	0	12	234	0	0	12	234
26	IDFC FIRST BANK Ltd	2	10	3	58	2	10	3	58
27	Karur Vysya Bank	0	0	0	0	0	0	0	0
	Total Private Sector Bank	627	86042	4406	412300	624	85696	4406	339690
	Total COMM. BANKS	16540	364084	35766	1154779	15725	347543	31685	994853
	CO-OPERATIVE BANKS								
28	STATE CO-OP. BANK	0	0	0	0	0	0	0	0
	Total Cooperative Bank	0	0	0	0	0	0	0	0
	REGIONAL RURAL BANKS								
29	DAKSHIN BIHAR GRAMIN BANK	0	0	0	0	0	0	0	0
30	UTTAR BIHAR GRAMIN BANK	0	0	0	0	0	0	0	0
	Total Region Rural Bank	0	0	0	0	0	0	0	0
	SMALL FINANCE BANK								
31	JANA SFB	64	1784	0	0	64	1784	0	0
32	UTKARSH SFB	0	0	0	0	0	0	0	0
33	UJJIVAN SFB	3	165	3	143	3	165	3	143
34	ESAF	0	0	0	0	0	0	0	0
	Total Small Financial Bank	67	1949	3	143	67	1949	3	143
	TOTAL FOR BIHAR	16607	366033	35769	1154922	15792	349492	31588	994996

STATE LEVEL BANKERS' COMMITTEE BIHAR, PATNA							
(CONVENOR- STATE BANK OF INDIA) FY : 2022-23							
BANK WISE PROGRESS UNDER SMALL ENTERPRISES (MANUFACTURING + SERVICE ADVANCES) AS ON : 31.03.2023							
Rs. In Lakh							
SL. NO.	BANK NAME	TARGET	SANCTIONED		DISBURSED		ACHIEV %AGE
		AMOUNT	NO	AMOUNT	NO	AMOUNT	AMT
	<b>LEAD BANKS</b>						
1	STATE BANK OF INDIA	194566	2420	164926	1888	164926	84.77
2	CENTRAL BANK OF INDIA	85448	8834	91297	8834	91297	106.85
3	PUNJAB NATIONAL BANK	148076	17616	372912	13322	282018	190.45
4	CANARA BANK	51750	4179	108592	4179	98062	189.49
5	UCO BANK	36842	5897	62857	5830	61665	167.38
6	BANK OF BARODA	68552	2005	27160	2005	26953	39.32
7	UNION BANK OF INDIA	32434	400	34203	400	34203	105.45
	<b>OTHER BANKS</b>						
8	BANK OF INDIA	41356	344	31094	344	30406	73.52
9	BANK OF MAHARASHTRA	2198	890	2701	890	2701	122.88
10	INDIAN BANK	59110	3959	116880	3959	116880	197.73
11	INDIAN OVERSEAS BANK	14086	460	6479	460	6479	46.00
12	PUNJAB AND SIND BANK	4782	269	1420	269	1420	29.69
	Total Public Sector Bank	739200	47273	1020521	42380	917010	124.05
	<b>PRIVATE BANKS</b>						
13	IDBI	14604	162	13873	160	13332	91.29
14	ICICI BANK	46088	1681	147542	1681	147542	320.13
15	FEDERAL BANK	1906	20	1481	20	1481	77.70
16	JAMMU KASHMIR BANK	302	2	12	2	12	3.97
17	SOUTH INDIAN BANK	320	0	0	0	0	0.00
18	AXIS BANK	13630	21	85161	20	12746	93.51
19	HDFC BANK	71140	2570	188487	2570	188487	264.95
20	INDUSIND BANK	46128	257	32886	257	32886	71.29
21	KARNATAKA BANK	100	9	106	9	106	106.00
22	KOTAK MAHINDRA	2246	127	10556	127	10556	469.99
23	YES BANK	224	156	16773	156	16773	7487.95
24	BANDHAN BANK	71888	11	1163	11	1163	1.62
25	RBL BANK	100	12	234	12	234	234.00
26	IDFC FIRST BANK Ltd	100	5	68	5	68	68.00
27	Karur Vysya Bank	24	0	0	0	0	0.00
	Total Private Sector Bank	268800	5033	498342	5030	425386	158.25
	Total COMM. BANKS	1008000	52306	1518863	47410	1342396	133.17
	<b>CO-OPERATIVE BANKS</b>						
28	STATE CO-OP. BANK	0	0	0	0	0	0.00
	Total Cooperative Bank	0	0	0	0	0	0.00
	<b>REGIONAL RURAL BANKS</b>						
29	DAKSHIN BIHAR GRAMIN BANK	39296	0	0	0	0	0.00
30	UTTAR BIHAR GRAMIN BANK	39104	0	0	0	0	0.00
	Total Region Rural Bank	78400	0	0	0	0	0.00
	<b>SMALL FINANCE BANK</b>						
31	JANA SFB	1912	64	1784	64	1784	93.31
32	UTKARSH SFB	29543	0	0	0	0	0.00
33	UJJIVAN SFB	1680	6	308	6	308	18.33
34	ESAF	465	0	0	0	0	0.00
	Total Small Financial Bank	33600	70	2092	70	2092	6.23
	<b>TOTAL FOR BIHAR</b>	<b>1120000</b>	<b>52376</b>	<b>1520955</b>	<b>47480</b>	<b>1344488</b>	<b>120.04</b>

STATE LEVEL BANKERS' COMMITTEE BIHAR, PATNA									
(CONVENOR- STATE BANK OF INDIA) FY: 2022-23									
BANK WISE PROGRESS UNDER MEDIUM ENTERPRISES (MANUFACTURING & SERVICE ADVANCES) AS ON : 31.03.2023 (Rs. In Lakh)									
SL. NO.	BANK NAME	SANCTIONED				DISBURSED			
		MANUFACTURING		SERVICES		MANUFACTURING		SERVICES	
		NO.	AMOUNT	NO.	AMOUNT	NO.	AMOUNT	NO.	AMOUNT
	LEAD BANKS								
1	STATE BANK OF INDIA	143	56948	72	36564	143	56948	72	36564
2	CENTRAL BANK OF INDIA	17	123	18	237	17	123	18	237
3	PUNJAB NATIONAL BANK	224	891	1255	53584	169	674	949	40524
4	CANARA BANK	51	9653	23	3023	51	9072	23	2940
5	UCO BANK	0	0	0	0	0	0	0	0
6	BANK OF BARODA	85	15012	43	6851	85	15012	43	6845
7	UNION BANK OF INDIA	12	2311	107	13157	12	2311	107	13157
	OTHER BANKS								
8	BANK OF INDIA	1	185	9	1221	1	141	9	1012
9	BANK OF MAHARASHTRA	0	0	0	0	0	0	0	0
10	INDIAN BANK	53	7652	66	14214	53	7652	66	14214
11	INDIAN OVERSEAS BANK	2	1059	0	0	2	1059	0	0
12	PUNJAB AND SIND BANK	0	0	0	0	0	0	0	0
	Total Public Sector Bank	588	93834	1593	128851	533	92992	1287	115493
	PRIVATE BANKS								
13	IDBI	2	400	9	2101	2	400	8	1603
14	ICICI BANK	55	13177	127	30747	55	13177	127	30747
15	FEDERAL BANK	0	0	4	1800	0	0	4	1800
16	JAMMU KASHMIR BANK	0	0	0	0	0	0	0	0
17	SOUTH INDIAN BANK	0	0	0	0	0	0	0	0
18	AXIS BANK	0	0	10	27500	0	0	10	2658
19	HDFC BANK	111	39526	757	70001	111	39526	757	70001
20	INDUSIND BANK	12	8506	321	8576	12	8506	321	8576
21	KARNATAKA BANK	0	0	2	39	0	0	2	39
22	KOTAK MAHINDRA	0	0	12	5158	0	0	12	5158
23	YES BANK	3	658	19	4263	3	558	19	4263
24	BANDHAN BANK	0	0	3	4394	0	0	3	4394
25	RBL BANK	0	0	0	0	0	0	0	0
26	IDFC FIRST BANK Ltd	1	9	0	0	1	9	0	0
27	Karur Vysya Bank	0	0	0	0	0	0	0	0
	Total Private Sector Bank	184	62276	1264	154579	184	62276	1263	129239
	Total COMM. BANKS	772	156110	2857	283430	717	155268	2550	244732
	CO-OPERATIVE BANKS								
28	STATE CO-OP. BANK	0	0	0	0	0	0	0	0
	Total Cooperative Bank	0	0	0	0	0	0	0	0
	REGIONAL RURAL BANKS								
29	DAKSHIN BIHAR GRAMIN BANK	0	0	0	0	0	0	0	0
30	UTTAR BIHAR GRAMIN BANK	0	0	0	0	0	0	0	0
	Total Region Rural Bank	0	0	0	0	0	0	0	0
	SMALL FINANCE BANK								
31	JANA SFB	4	85	25	398	4	85	25	398
32	UTKARSH SFB	0	0	0	0	0	0	0	0
33	UJJIVAN SFB	0	0	0	0	0	0	0	0
34	ESAF	0	0	0	0	0	0	0	0
	Total Small Financial Bank	4	85	25	398	4	85	25	398
	TOTAL FOR BIHAR	776	156195	2882	283828	721	155353	2575	245130

STATE LEVEL BANKERS' COMMITTEE BIHAR, FATNA							
(CONVENOR- STATE BANK OF INDIA) FY : 2022-23							
BANK WISE PROGRESS UNDER MEDIUM ENTERPRISES (MANUFACTURING + SERVICE ADVANCES ) AS ON : 31.03.2023							
SL. NO.	BANK NAME	TARGET	SANCTIONED		DISBURSED		ACHIEV %AGE
		AMOUNT	NO.	AMOUNT	NO.	AMOUNT	AMOUNT
	LEAD BANKS						
1	STATE BANK OF INDIA	36480	215	93512	215	93512	256.34
2	CENTRAL BANK OF INDIA	16022	35	360	35	360	2.25
3	PUNJAB NATIONAL BANK	27764	1479	54475	1118	41198	148.39
4	CANARA BANK	9704	74	12676	74	12012	123.78
5	UCO BANK	6908	0	0	0	0	0
6	BANK OF BARODA	12854	128	21863	128	21857	170.04
7	UNION BANK OF INDIA	6082	119	15468	119	15468	254.32
	OTHER BANKS						
8	BANK OF INDIA	7754	10	1406	10	1153	14.87
9	BANK OF MAHARASHTRA	412	0	0	0	0	0
10	INDIAN BANK	11082	119	21866	119	21866	197.31
11	INDIAN OVERSEAS BANK	2642	2	1059	2	1059	40.08
12	PUNJAB AND SIND BANK	896	0	0	0	0	0
	Total Public Sector Bank	138600	2181	222685	1820	208485	150.42
	PRIVATE BANKS						
13	IDBI	2736	11	2501	10	2003	73.21
14	ICICI BANK	8642	182	43924	182	43924	508.26
15	FEDERAL BANK	358	4	1800	4	1800	502.79
16	JAMMU KASHMIR BANK	56	0	0	0	0	0
17	SOUTH INDIAN BANK	60	0	0	0	0	0
18	AXIS BANK	2556	10	27500	10	2658	103.99
19	HDFC BANK	13338	868	109527	868	109527	821.17
20	INDUSIND BANK	8650	333	17082	333	17082	197.48
21	KARNATAKA BANK	18	2	39	2	39	216.67
22	KOTAK MAHINDRA	422	12	5158	12	5158	1222.27
23	YES BANK	42	22	4921	22	4921	11716.67
24	BANDHAN BANK	13478	3	4394	3	4394	32.6
25	RBL BANK	18	0	0	0	0	0
26	IDFC FIRST BANK Ltd	20	1	9	1	9	45
27	Karur Vysya Bank	6	0	0	0	0	0
	Total Private Sector Bank	50400	1448	216855	1447	191515	379.99
	Total COMM. BANKS	189000	3629	439540	3267	400000	211.64
	CO-OPERATIVE BANKS						
28	STATE CO-OP. BANK	0	0	0	0	0	0
	Total Cooperative Bank	0	0	0	0	0	0
	REGIONAL RURAL BANKS						
29	DAKSHIN BIHAR GRAMIN BANK	7368	0	0	0	0	0
30	UTTAR BIHAR GRAMIN BANK	7332	0	0	0	0	0
	Total Region Rural Bank	14700	0	0	0	0	0
	SMALL FINANCE BANK						
31	JANA SFB	358	29	483	29	483	134.92
32	UTKARSH SFB	5536	0	0	0	0	0
33	UJJVAN SFB	316	0	0	0	0	0
34	ESAF	90	0	0	0	0	0
	Total Small Financial Bank	6300	29	483	29	483	7.67
	TOTAL FOR BIHAR	210000	3658	440023	3296	400483	190.71

**STATE LEVEL BANKERS' COMMITTEE BIHAR, PATNA**  
(CONVENOR- STATE BANK OF INDIA) FY : 2022-23

psb59minutes.com As on 31.03.2023

(Rs. In Lakh)

SI NO.	BANK NAME	No. of Applications Received by Banks	Sanctioned by Banks		Disbursed	
			No. of A/C	Amount	No. of A/C	Amount
	<b>LEAD BANKS</b>					
1	STATE BANK OF INDIA	796	245	8624	225	8115
2	CENTRAL BANK OF INDIA	1530	736	975	669	836
3	PUNJAB NATIONAL BANK	1882	1017	6304	969	5459
4	CANARA BANK	12	12	62	12	62
5	UCO BANK	135	128	211	123	196
6	BANK OF BARODA	211	153	1457	124	1126
7	UNION BANK OF INDIA	153	87	810	87	810
	<b>OTHER BANKS</b>					
8	BANK OF INDIA	1010	702	3407	702	3387
9	BANK OF MAHARASHTRA	0	0	0	0	0
10	INDIAN BANK	0	0	0	0	0
11	INDIAN OVERSEAS BANK	17	8	35	8	35
12	PUNJAB AND SIND BANK	5	0	0	0	0
	Total Public Sector Bank	5751	3088	21885	2919	20026
	<b>PRIVATE BANKS</b>					
13	IDBI	0	0	0	0	0
14	ICICI BANK	0	0	0	0	0
15	FEDERAL BANK	0	0	0	0	0
16	JAMMU KASHMIR BANK	0	0	0	0	0
17	SOUTH INDIAN BANK	4	3	10	3	10
18	AXIS BANK	0	0	0	0	0
19	HDFC BANK	0	0	0	0	0
20	INDUSIND BANK	0	0	0	0	0
21	KARNATAKA BANK	0	0	0	0	0
22	KOTAK MAHINDRA	0	0	0	0	0
23	YES BANK	0	0	0	0	0
24	BANDHAN BANK	0	0	0	0	0
25	RBL BANK	0	0	0	0	0
26	IDFC FIRST BANK Ltd	0	0	0	0	0
27	Karur Vysya Bank	0	0	0	0	0
	Total Private Sector Bank	4	3	10	3	10
	Total COMM. BANKS	5755	3091	21895	2922	20036
	<b>CO-OPERATIVE BANKS</b>					
28	STATE CO-OP. BANK	0	0	0	0	0
	Total Cooperative Bank	0	0	0	0	0
	<b>REGIONAL RURAL BANKS</b>					
29	DAKSHIN BIHAR GRAMIN BANK	0	0	0	0	0
30	UTTAR BIHAR GRAMIN BANK	0	0	0	0	0
	Total Region Rural Bank	0	0	0	0	0
	<b>SMALL FINANCE BANK</b>					
31	JANA SFB	0	0	0	0	0
32	UTKARSH SFB	0	0	0	0	0
33	UJJIVAN SFB	0	0	0	0	0
34	ESAF	0	0	0	0	0
	Total Small Financial Bank	0	0	0	0	0
	<b>TOTAL FOR BIHAR</b>	<b>5755</b>	<b>3091</b>	<b>21895</b>	<b>2922</b>	<b>20036</b>

STATE LEVEL BANKERS' COMMITTEE BIHAR, PATNA					
(CONVENOR- STATE BANK OF INDIA) FY : 2022-23					
BANK WISE PROGRESS UNDER CGTMSE Coverage As On: 31.03.2023					
(Rs. In Lakh)					
SL. NO.	BANK NAME	SANCTIONED		DISBURSED	
		No	Amt	NO	AMOUNT
1	STATE BANK OF INDIA	798	9859	798	9859
2	CENTRAL BANK OF INDIA	7961	38430	7903	36130
3	PUNJAB NATIONAL BANK	1737	11587	1737	11587
4	CANARA BANK	2946	19392	2946	18157
5	UCO BANK	1231	6764	1201	5986
6	BANK OF BARODA	2452	171	2452	171
7	UNION BANK OF INDIA	1282	9861	1282	9861
	OTHER BANKS				
8	BANK OF INDIA	1753	11465	1753	8791
9	BANK OF MAHARASHTRA	1622	9850	1622	9850
10	INDIAN BANK	518	4903	518	4903
11	INDIAN OVERSEAS BANK	300	1478	300	1478
12	PUNJAB AND SIND BANK	36	273	36	273
	Total Public Sector Bank	22600	123760	22512	116773
	PRIVATE BANKS				
13	IDBI	18	538	18	538
14	ICICI BANK	0	0	0	0
15	FEDERAL BANK	0	0	0	0
16	JAMMU KASHMIR BANK	26	74	26	74
17	SOUTH INDIAN BANK	2	7	2	7
18	AXIS BANK	4	269	4	269
19	HDFC BANK	588	20001	588	20001
20	INDUSIND BANK	0	0	0	0
21	KARNATAKA BANK	5	11	5	11
22	KOTAK MAHINDRA	0	0	0	0
23	YES BANK	0	0	0	0
24	BANDHAN BANK	0	0	0	0
25	RBL BANK	0	0	0	0
26	IDFC FIRST BANK Ltd	0	0	0	0
27	Karur Vysya Bank	0	0	0	0
	Total Private Sector Bank	643	20900	643	20900
	Total COMM. BANKS	23243	144660	23155	137673
	CO-OPERATIVE BANKS				
28	STATE CO-OP. BANK	0	0	0	0
	Total Cooperative Bank	0	0	0	0
	REGIONAL RURAL BANKS				
29	DAKSHIN BIHAR GRAMIN BANK	280	52	280	52
30	UTTAR BIHAR GRAMIN BANK	7424	15998	7424	15998
	Total Region Rural Bank	7704	16050	7704	16050
	SMALL FINANCE BANK				
31	ANANA SFB	0	0	0	0
32	UTKARSH SFB	0	0	0	0
33	UJJIVAN SFB	0	0	0	0
34	ESAF	0	0	0	0
	Total Small Financial Bank	0	0	0	0
	TOTAL FOR BIHAR	30947	160710	30859	153723



STATE LEVEL BANKERS' COMMITTEE BIHAR, PATNA							
(CONVENOR- STATE BANK OF INDIA) FY : 2022-23							
BANK WISE PROGRESS UNDER SMALL ROAD TRANSPORT AS ON 31.03.2023							
SL. NO.	BANK NAME	TARGET	SANCTIONED		DISBURSED		ACHIEV %AGE
		NO.	NO.	AMOUNT	NO.	AMOUNT	NO.
1	STATE BANK OF INDIA	4800	3	200	3	200	0.06
2	CENTRAL BANK OF INDIA	2100	0	0	0	0	0.00
3	PUNJAB NATIONAL BANK	3200	85	208	85	208	2.66
4	CANARA BANK	1050	0	0	0	0	0.00
5	UCO BANK	2000	0	0	0	0	0.00
6	BANK OF BARODA	1750	25	120	12	120	0.69
7	UNION BANK OF INDIA	800	183	235	183	235	22.88
	<b>OTHER BANKS</b>						
8	BANK OF INDIA	1350	195	1871	195	1632	14.44
9	BANK OF MAHARASHTRA	100	0	0	0	0	0.00
10	INDIAN BANK	1350	0	0	0	0	0.00
11	INDIAN OVERSEAS BANK	300	6	60	6	60	2.00
12	PUNJAB AND SIND BANK	100	0	0	0	0	0.00
	<b>Total Public Sector Bank</b>	<b>18900</b>	<b>497</b>	<b>2694</b>	<b>484</b>	<b>2455</b>	<b>2.56</b>
	<b>PRIVATE BANKS</b>						
13	IDBI	200	0	0	0	0	0.00
14	ICICI BANK	400	0	0	0	0	0.00
15	FEDERAL BANK	10	0	0	0	0	0.00
16	JAMMU KASHMIR BANK	10	0	0	0	0	0.00
17	SOUTH INDIAN BANK	10	0	0	0	0	0.00
18	AXIS BANK	400	0	0	0	0	0.00
19	HDFC BANK	400	0	0	0	0	0.00
20	INDUSIND BANK	430	0	0	0	0	0.00
21	KARNATAKA BANK	10	0	0	0	0	0.00
22	KOTAK MAHINDRA	10	0	0	0	0	0.00
23	YES BANK	10	0	0	0	0	0.00
24	BANDHAN BANK	10	0	0	0	0	0.00
25	RBL BANK	0	0	0	0	0	0.00
26	IDFC FIRST BANK Ltd	0	0	0	0	0	0.00
27	Karur Vysya Bank	0	0	0	0	0	0.00
	<b>Total Private Sector Bank</b>	<b>1900</b>	<b>0</b>	<b>0</b>	<b>0</b>	<b>0</b>	<b>0.00</b>
	<b>Total COMM. BANKS</b>	<b>20800</b>	<b>497</b>	<b>2694</b>	<b>484</b>	<b>2455</b>	<b>2.33</b>
	<b>CO-OPERATIVE BANKS</b>						
28	STATE CO-OP. BANK	0	0	0	0	0	0.00
	<b>Total Cooperative Bank</b>	<b>0</b>	<b>0</b>	<b>0</b>	<b>0</b>	<b>0</b>	<b>0.00</b>
	<b>REGIONAL RURAL BANKS</b>						
29	DAKSHIN BIHAR GRAMIN BANK	700	675	1170	675	1170	96.43
30	UTTAR BIHAR GRAMIN BANK	500	411	2863	411	2178	82.20
	<b>Total Region Rural Bank</b>	<b>1200</b>	<b>1086</b>	<b>4033</b>	<b>1086</b>	<b>3348</b>	<b>90.50</b>
	<b>SMALL FINANCE BANK</b>						
31	JANA SFB	0	0	0	0	0	0.00
32	UTKARSH SFB	0	0	0	0	0	0.00
33	UJJIVAN SFB	0	0	0	0	0	0.00
34	ESAF	0	0	0	0	0	0.00
	<b>Total Small Financial Bank</b>	<b>0</b>	<b>0</b>	<b>0</b>	<b>0</b>	<b>0</b>	<b>0.00</b>
	<b>TOTAL FOR BIHAR</b>	<b>22000</b>	<b>1583</b>	<b>6727</b>	<b>1570</b>	<b>5803</b>	<b>7.14</b>

STATE LEVEL BANKERS' COMMITTEE BIHAR, PATNA  
(CONVENTOR- STATE BANK OF INDIA) FY: 2022-23  
BANK WISE PERFORMANCE-RISAK ELEMENT CARD AS ON: 31.03.2023

Sl. No	BANK NAME	KCC - NEW										KCC - RENEW										TOTAL KCC (NEW+RENEW)				KCC DISBURSEMENT				LANDLESS LABOUR/TENANT FARMER/DORAL LEASE		(Rs. in Lakh)	
		TARGET		SANCTION		DISBURSED		% ACHIEVEMENT		SANCTION		DISBURSED		SANCTION		DISBURSED		RABI		KHARIF		TOTAL		LABOURLESS		KCC due for renewal							
		NO.	AMT.	NO.	AMT.	NO.	AMT.	NO.	AMT.	NO.	AMT.	NO.	AMT.	NO.	AMT.	NO.	AMT.	NO.	AMT.	NO.	AMT.	NO.	AMT.	NO.	AMT.	NO.	AMT.	NO.	AMT.				
	LEAD BANKS																																
1	STATE BANK OF INDIA	4788	76771	51083	76152	50643	75185	105.54	97.93	108163	106313	107897	105878	159246	182465	181063	181063	91372	89691	1458	1458	1663	1663	1663	1663	1458	1458	124561	117517				
2	CENTRAL BANK OF INDIA	17553	28076	4395	5367	4003	4995	25.04	14.26	32876	27119	32876	24493	37371	33486	37371	27496	17318	14178	3391	3391	5061	5061	5061	5061	3391	3391	226217	164823				
3	PUNJAB NATIONAL BANK	34347	54947	56929	46419	44963	16054	81.83	129610	51447	186539	186539	90986	186539	90986	94794	94794	90986	3998	3998	6831	6831	6831	6831	6831	6831	180624	71207					
4	CANARA BANK	15892	25434	10952	15835	9532	11212	59.98	44.08	2212	3187	2202	2623	12564	19022	11734	13835	7060	7060	9036	9036	9036	9036	9036	9036	11482	14721	10861	10861				
5	UCO BANK	16295	26077	18045	15825	13830	15825	75.47	45.90	64001	128500	64001	128500	133874	141330	141330	141330	100765	43565	838	838	838	838	838	838	508	508	64001	128500				
6	BANK OF BARODA	21100	37372	15925	15830	6230	3935	87.57	66.85	19913	32792	19913	32792	23848	35022	23848	35022	29741	9281	0	0	0	0	0	0	0	0	77850	72132				
7	UNION BANK OF INDIA	5824	9320	3935	6230	3935	6230	87.57	66.85	19913	32792	19913	32792	23848	35022	23848	35022	29741	9281	0	0	0	0	0	0	0	0	77850	72132				
8	OTHER BANKS																																
9	BANK OF INDIA	12008	19205	8966	8920	8656	8239	72.09	42.90	88710	18486	88710	18486	97676	27406	97366	26725	9603	17122	103	45	103	45	103	45	103	45	88710	18486				
10	BANK OF MAHARASHTRA	28	41	567	702	567	702	2025.00	1712.20	166	593	166	593	733	1300	733	1300	1099	201	0	0	0	0	0	0	0	0	166	598				
11	INDIAN BANK	21957	35139	2835	3184	2835	3184	12.91	9.06	9341	8714	9341	8714	12176	11898	12176	11898	10077	1321	0	0	0	0	0	0	0	0	9341	8714				
12	INDIAN OVERSEAS BANK	2719	4340	2210	4135	2210	4135	81.28	95.28	8026	14740	8026	14740	10236	18915	10236	18915	18478	637	0	0	0	0	0	0	0	0	18478	14780				
13	PUNJAB AND SIND BANK	46	73	102	262	102	262	221.74	358.90	22	233	22	233	124	495	124	495	495	0	0	0	0	0	0	0	0	0	0	22	233			
14	Total Public Sector Bank	195753	313175	175344	245820	171786	232776	89.57	78.49	487013	463259	482688	457018	623257	709079	654454	692294	509040	183254	23548	28773	23548	28773	23548	28773	818112	678941	818112	678941				
15	PRIVATE BANKS																																
16	IDBI	1432	2300	77	59	77	59	5.38	2.57	2497	3668	2497	3668	2574	3727	2574	3727	3725	2	0	0	0	0	0	0	0	0	0	3677	4986			
17	ICICI BANK	1393	2238	4452	17005	4452	17005	319.60	759.83	0	0	0	0	4452	17005	4452	17005	17005	0	0	0	0	0	0	0	0	0	0	0	0			
18	FEDERAL BANK	47	75	50	53	50	53	106.38	70.67	0	0	0	0	50	53	50	53	53	0	0	0	0	0	0	0	0	0	0	0	0			
19	JAMNULU KASHMIR BANK	0	0	0	0	0	0	0.00	0.00	0	0	0	0	0	0	0	0	0	0	0	0	0	0	0	0	0	0	0	0				
20	SOUTH INDIAN BANK	0	0	0	0	0	0	0.00	0.00	0	0	0	0	0	0	0	0	0	0	0	0	0	0	0	0	0	0	0	0				
21	AXIS BANK	1092	1739	3500	42565	999	32694	91.48	3180.05	0	0	0	0	2500	42565	989	32694	32694	0	0	0	0	0	0	0	0	0	0	0	0			
22	HDFC BANK	3566	5691	52	137	52	137	1.46	2.41	427	2586	427	2586	479	2723	479	2723	2723	0	0	0	0	0	0	0	0	0	0	0	0			
23	INDUSIND BANK	1016	1625	0	0	0	0	0.00	0.00	0	0	0	0	0	0	0	0	0	0	0	0	0	0	0	0	0	0	0	0				
24	KARNATAKA BANK	0	0	0	0	0	0	0.00	0.00	0	0	0	0	0	0	0	0	0	0	0	0	0	0	0	0	0	0	0	0				
25	KOTAK MAHINDRA	0	0	0	0	0	0	0.00	0.00	0	0	0	0	0	0	0	0	0	0	0	0	0	0	0	0	0	0	0	0				
26	YES BANK	0	0	0	0	0	0	0.00	0.00	0	0	0	0	0	0	0	0	0	0	0	0	0	0	0	0	0	0	0	0				
27	BANDHAN BANK	11947	19118	0	0	0	0	0.00	0.00	0	0	0	0	0	0	0	0	0	0	0	0	0	0	0	0	0	0	0	0				
28	RBL BANK	0	0	0	0	0	0	0.00	0.00	0	0	0	0	0	0	0	0	0	0	0	0	0	0	0	0	0	0	0	0				
29	IDFC FIRST BANK Ltd	0	0	0	0	0	0	0.00	0.00	0	0	0	0	0	0	0	0	0	0	0	0	0	0	0	0	0	0	0	0				
30	Keonjhar Vyra Bank	0	0	0	0	0	0	0.00	0.00	0	0	0	0	0	0	0	0	0	0	0	0	0	0	0	0	0	0	0	0				
31	Total Private Sector Bank	20493	32786	7500	59886	5999	50015	29.27	152.55	2824	6254	2924	6254	10424	65440	8923	56269	53944	2715	56269	53944	2715	56269	53944	2715	56269	53944	2715	56269				
32	Total COMM. BANKS	216246	345961	182844	305706	177785	285291	82.21	82.46	489937	469513	485552	463272	672781	775219	663377	748563	562584	163979	741561	23548	28773	23548	28773	822216	665513	822216	665513					
33	CO-OPERATIVE BANKS																																
34	STATE CO-OP. BANK	23279	37237	2146	866	2146	866	9.22	2.33	86722	25682	86722	25682	88868	26548	88868	26548	17836	8712	0	0	0	0	0	0	0	0	302194	57643				
35	Total Cooperative Bank	23279	37237	2146	866	2146	866	9.22	2.33	86722	25682	86722	25682	88868	26548	88868	26548	17836	8712	0	0	0	0	0	0	0	0	302194	57643				
36	REGIONAL RURAL BANKS																																
37	DAKSHIN BIHAR GRAMIN BANK	53683	85882	1715	2389	1715	2389	3.19	2.78	73359	48136	73359	48136	75074	50525	75074	50525	34785	13740	0	0	0	0	0	0	0	0	602482	461108				
38	UTTAR BIHAR GRAMIN BANK	56304	91029	19887	10425	19887	10425	34.95	5.62	579892	795103	579892	795103	597779	715528	597779	715528	276254	457066	13	3	13	3	13	3	732900	776835						
39	Total Regional Rural Bank	110977	176021	21602	11146	21602	11146	39.54	8.30	633251	754339	633251	754339	674853	760663	674853	760663	453348	911119	13	3	13	3	13	3	1335382	1237942						
40	SMALL FINANCE BANK																																
41	JANA SFBS	547	873	0	0	0	0	0.00	0.00	0	0	0	0	0	0	0	0	0	0	0	0	0	0	0	0	0	0	0	0				
42	UTKARSH SFBS	18599	29753	0	0	0	0	0.00	0.00	0	0	0	0	0	0	0	0	0	0	0	0	0	0	0	0	0	0	0	0				
43	UJIVAN SFBS	5649	9035	0	0	0	0	0.00	0.00	0	0	0	0	0	0	0	0	0	0	0	0	0	0	0	0	0	0	0	0				
44	ESAF	34	220	0	0	0	0	0.00	0.00	0	0	0	0	0	0	0	0	0	0	0	0	0	0	0	0	0	0	0	0				
45	Total Small Financial Bank	24933	39881	0	0	0	0	0.00	0.00	0	0	0	0	0	0	0	0	0	0	0	0	0	0	0	0	0	0	0	0				
46	TOTAL FOR BIHAR	175035	600000	206592	319386	201533	297303	58.74	49.55	1229910	1248434	1225565	1242193	1436502	1567820	1427098	1539496	891459	648037	1539496	23561	28776	23561										

**STATE LEVEL BANKERS' COMMITTEE BIHAR, PATNA**

(CONVENOR- STATE BANK OF INDIA) FY: 2022-23

DISTRICT WISE PERFORMANCE UNDER : KISAN CREDIT CARD AS ON 31.03.2023

Sl	DISTRICT NAME	KCC-NEW										KCC-RENEW										TOTAL KCC (NEW+RENEW)					KCC DISBURSEMENT					LAJURUS LAMBAUR/TENANT PANNHON/AL/LESE			KCC due for renewal				
		TARGET		SANCTION		DISBURSED		% ACHIEVEMENT		SANCTION		DISBURSED		SANCTION		DISBURSED		SANCTION		DISBURSED		RABI		KHARIF		TOTAL		AMT.		NO.		AMT.		NO.		AMT.		NO.	
		NO.	AMT.	NO.	AMT.	NO.	AMT.	NO.	AMT.	NO.	AMT.	NO.	AMT.	NO.	AMT.	NO.	AMT.	NO.	AMT.	NO.	AMT.	NO.	AMT.	NO.	AMT.	NO.	AMT.	NO.	AMT.	NO.	AMT.	NO.	AMT.	NO.	AMT.	NO.			
1	Araria	9298	44877	5255	6602	5042	6310	54.23	42.41	28248	37483	28226	37302	33503	44095	33168	43612	24919	18693	43612	205	246	52067	48891															
2	Arwal	3329	5324	1027	904	1015	895	30.49	16.81	6458	4526	6413	4512	7485	5430	7428	5407	4180	3607	4861	396	258	13599	8319															
3	Aurangabad	10445	14710	6013	5018	5900	4929	56.49	29.50	19724	11648	19454	11504	25737	16666	25354	16433	9443	6990	16433	357	654	66089	42194															
4	Banka	7997	12792	5270	12424	5232	11933	65.42	93.28	11495	21403	11399	12165	16705	93827	16631	33298	31114	2184	33298	269	243	35225	33154															
5	Begusarai	12635	20213	7667	15828	7580	15775	59.99	78.04	55100	40234	54588	39886	62767	56062	62168	55661	47198	8463	55661	501	781	92430	68141															
6	Bhagalpur	13706	22288	7752	15376	7694	15336	56.14	68.61	19988	31181	19986	31151	27740	46557	27660	46487	5500	46487	555	633	53490	47324																
7	Bhojpur	11125	17438	5218	5367	5098	5120	45.82	24.36	32263	20246	31955	20160	37481	25613	37053	25280	22318	2962	25280	360	402	73653	49078															
8	Buxar	8059	12892	6516	8560	6413	8503	79.58	65.96	27668	18851	27553	18733	34184	27411	33966	27236	25179	2057	27236	279	557	60308	49618															
9	Darbhanga	10183	16292	3192	7571	3148	7403	30.91	45.44	47951	55579	47905	55431	51143	63150	51053	62835	25383	37452	62835	338	420	55101	58661															
10	East Champaran	14574	23317	4440	8616	4268	8322	29.29	35.69	104857	104483	104773	104211	109297	113099	109041	112533	63687	48846	112533	513	620	167121	179899															
11	Gaya	13670	21869	5194	5340	5340	5237	36.61	23.95	26657	17350	26246	17091	31851	22690	31250	22328	15575	6753	22328	552	364	74435	56697															
12	Gopalganj	11394	14232	2478	4522	2411	4150	21.16	22.76	46974	52373	46973	52106	49452	56895	49384	56256	20358	35898	56256	506	684	76823	64205															
13	Jamui	7128	11406	2309	4812	2298	4802	32.24	42.10	11002	13674	10987	13673	13311	18486	13285	18475	15083	3392	18475	294	282	57546	44958															
14	Jehanabad	3530	6241	4092	3861	4013	3763	102.80	60.29	7257	4099	7162	4083	11349	7960	11195	7846	4906	7940	7846	146	224	18451	13057															
15	Kaimur	7170	11472	3231	4601	3137	4550	43.75	39.66	20155	14263	24941	14103	23386	18864	22993	18653	13474	5179	18653	333	281	40936	30082															
16	Katihar	8482	13669	5105	6668	5038	6143	59.40	45.27	20580	24246	24941	24672	30155	30814	29979	29815	16587	13228	29815	584	625	68413	49186															
17	Khagaria	6788	10857	2877	8103	2828	7968	41.66	73.39	18528	22747	13715	22747	30715	30873	21355	30715	12987	8728	30715	490	64	75358	46430															
18	Kishanganj	4576	7322	2708	2892	2689	2714	58.76	37.07	15911	21991	15887	21942	18619	24883	18576	24656	14931	9725	24656	402	462	35501	36167															
19	Lakhisarai	4656	7448	2249	4648	2213	4600	47.53	61.76	5360	6911	5353	6906	7609	11559	7566	11506	10069	1437	11506	152	503	31840	25180															
20	Madhepura	6535	10456	3133	4029	2932	3353	44.87	32.07	28925	33979	28788	33768	32058	38008	31720	37122	16023	21099	37122	875	685	40811	42766															
21	Madhubani	16423	26274	8712	7153	3641	7060	52.62	26.87	105600	104160	105373	103878	114912	111313	114014	110930	49333	61597	110930	439	876	120724	119618															
22	Munger	5563	9060	2760	8665	2753	8660	48.61	95.58	5851	13931	5847	13931	8611	22596	8600	22591	20542	2049	22591	161	501	32011	30038															
23	Muzaffarpur	17564	28099	15741	16172	15559	15108	88.58	53.77	89590	87530	83660	87145	99691	103702	99219	102253	49535	52718	102253	1757	2398	118337	107071															
24	Nalanda	13193	21106	4471	6302	4338	6061	32.88	28.72	9360	7189	9230	7153	13831	13391	13568	13214	10924	2290	13214	816	734	70089	43572															
25	Nawada	3471	13553	9493	9529	9300	9414	109.79	69.46	11219	8338	11175	8319	20712	17867	20475	17733	15150	2583	17733	242	332	58141	36412															
26	Patna	24736	39574	10885	37731	9204	26937	37.21	68.07	23689	20219	23522	20069	34574	57950	32726	47006	37889	9117	47006	1385	1873	62915	37603															
27	Purnea	9245	14789	17227	29828	17161	29108	185.62	196.82	34493	42099	34455	41884	51720	71927	51616	70992	24029	46963	70992	1689	1669	66674	59334															
28	Rohtas	10801	17279	6872	8550	6668	8492	61.74	49.15	25406	13962	24995	13701	32278	22512	31663	22193	18000	4193	22193	484	367	76569	55716															
29	Sahara	4286	6857	2787	2741	2704	2491	63.09	38.33	19515	19666	19476	19624	22302	22407	22180	22118	7444	14671	22118	277	520	31119	26105															
30	Samaastipur	17346	27752	7519	10493	7370	9516	42.49	34.29	45184	39128	45128	38593	52703	49621	52498	48109	36873	11236	48109	1346	1568	148478	98882															
31	Saran	12068	19310	2358	2152	2326	1958	19.27	10.14	53560	58433	53491	58263	55918	60585	55817	60221	27448	32773	60221	461	639	66942	68823															
32	Sheikhpura	3629	5803	1461	3013	1354	2970	37.31	51.18	3333	3923	3317	3919	4794	6936	4671	6889	6043	846	6889	369	361	19621	13372															
33	Sheohar	3151	5039	2295	3554	2236	3224	70.96	63.98	14782	20210	14772	20164	17077	23764	17008	23388	11901	11487	23388	567	1144	21179	22451															
34	Sitamarhi	11042	17667	7633	8185	7588	7745	68.72	43.84	37233	42227	37211	42041	44866	50412	44799	49786	23114	26672	49786	586	589	60317	49697															
35	Sivan	11540	18465	3128	4680	3057	4351	26.48	22.48	54538	58154	51403	58056	54566	62814	54460	62207	25416	36791	62207	715	1156	62894	65673															
36	Supraul	6535	10455	3596	4240	3574	3593	54.69	34.27	29759	28780	29621	28595	33305	33020	33195	32178	14059	18119	32178	346	344	51189	40318															
37	Verahalli	12103	19365	7218	15090	7139	13626	58.99	70.36	57099	58600	57045	58211	64317	73690	64184	71837	34217	37620	71837	3079	3511	92542	79451															
38	West Champaran	11589	18538	6710	5686	6608	5993	57.02	29.09	58928	64585	58872	64307	65638	70271	65480	69700	36241	33459	69700	795	629	111914	91746															
TOTAL FOR BIHAR		375035	600000	206592	319386	201533	297503	55.09	53.23	1223910	1248434	1225565	1242193	1436502	1567820	1427098	1539496	891459	648037	1539496	23561	28776	2459792	1982099															

STATE LEVEL BANKERS' COMMITTEE BIHAR, PATNA							
(CONVENOR- STATE BANK OF INDIA) FY:- 2022-23							
BANK WISE OUTSTANDING AND NPA UNDER KCC LOAN AS ON 31.03.2023							
(Rs.In Lakh)							
SL. NO.	BANKS NAME	KISSAN CREDIT CARD OUTSTANDING		NPA IN KCC		NPA %	
		NO.	O/S AMOUNT	NO.	NPA AMOUNT	NO.	AMOUNT
	<b>LEAD BANKS</b>						
1	STATE BANK OF INDIA	290177	236851	157731	114380	54.36	48.29
2	CENTRAL BANK OF INDIA	260658	189652	180588	129751	69.28	68.42
3	PUNJAB NATIONAL BANK	300400	194128	217595	133740	72.44	68.89
4	CANARA BANK	66571	58203	28319	23820	42.54	40.93
5	UCO BANK	193045	110574	17634	18702	9.13	16.91
6	BANK OF BARODA	146984	125949	25223	24477	17.16	19.43
7	UNION BANK OF INDIA	98696	85477	14723	13249	14.92	15.50
	<b>OTHER BANKS</b>						
8	BANK OF INDIA	155296	100877	91800	50418	59.11	49.98
9	BANK OF MAHARASHTRA	457	286	0	0	0.00	0.00
10	INDIAN BANK	97380	90130	68596	61549	70.24	68.29
11	INDIAN OVERSEAS BANK	2638	3200	934	1160	35.41	36.25
12	PUNJAB AND SIND BANK	105	435	12	208	11.43	47.82
	<b>Total Public Sector Bank</b>	<b>1612407</b>	<b>1195762</b>	<b>802955</b>	<b>571454</b>	<b>49.80</b>	<b>47.79</b>
	<b>PRIVATE BANKS</b>						
13	IDBI	4219	5281	2351	3151	55.72	59.67
14	ICICI BANK	4654	25060	0	0	0.00	0.00
15	FEDERAL BANK	42	96	2	1	4.76	1.04
16	JAMMU KASHMIR BANK	0	0	0	0	0.00	0.00
17	SOUTH INDIAN BANK	0	0	0	0	0.00	0.00
18	AXIS BANK	400	27669	0	0	0.00	0.00
19	HDFC BANK	413447	149146	0	0	0.00	0.00
20	INDUSIND BANK	0	0	0	0	0	0
21	KARNATAKA BANK	0	0	0	0	0	0
22	KOTAK MAHINDRA	0	0	0	0	0	0
23	YES BANK	379	58	0	0	0	0
24	BANDHAN BANK	0	0	0	0	0	0
25	RBL BANK	0	0	0	0	0	0
26	IDFC FIRST BANK Ltd	0	0	0	0	0	0
27	Karur Vysya Bank	0	0	0	0	0	0
	<b>Total Private Sector Bank</b>	<b>423141</b>	<b>207310</b>	<b>2353</b>	<b>3152</b>	<b>0.56</b>	<b>1.52</b>
	<b>Total COMM. BANKS</b>	<b>2035548</b>	<b>1403072</b>	<b>805308</b>	<b>574606</b>	<b>39.56</b>	<b>40.95</b>
	<b>CO-OPERATIVE BANKS</b>						
28	STATE CO-OP. BANK	433195	75368	218797	32463	50.51	43.07
	<b>Total Cooperative Bank</b>	<b>433195</b>	<b>75368</b>	<b>218797</b>	<b>32463</b>	<b>50.51</b>	<b>43.07</b>
	<b>REGIONAL RURAL BANKS</b>						
29	DAKSHIN BIHAR GRAMIN BANK	675841	509244	499960	434739	73.98	85.37
30	UTTAR BIHAR GRAMIN BANK	900583	711171	160656	127481	17.84	17.93
	<b>Total Region Rural Bank</b>	<b>1576424</b>	<b>1220415</b>	<b>660616</b>	<b>562220</b>	<b>41.91</b>	<b>46.07</b>
	<b>SMALL FINANCE BANK</b>						
31	JANA SFB	0	0	0	0	0.00	0.00
32	UTKARSH SFB	0	0	0	0	0.00	0.00
33	UJJIVAN SFB	0	0	0	0	0.00	0.00
34	ESAF	0	0	0	0	0.00	0.00
	<b>Total Small Financial Bank</b>	<b>0</b>	<b>0</b>	<b>0</b>	<b>0</b>	<b>0</b>	<b>0</b>
	<b>TOTAL FOR BIHAR</b>	<b>4045167</b>	<b>2698855</b>	<b>1684721</b>	<b>1169289</b>	<b>41.65</b>	<b>43.33</b>

STATE LEVEL BANKERS' COMMITTEE BIHAR, PATNA							
(CONVENOR- STATE BANK OF INDIA) FY : 2022-23							
BANK-WISE AGRICULTURE LOAN OUTSTANDING TO SMALL, MARGINAL & OTHER FARMERES AS ON 31.03.2023							
Rs. In Lakh							
SL. NO.	BANKS NAME	SMALL FARMERS		MARGINAL FARMERS		OTHER FARMERS	
		NO.	O/S AMOUNT	NO.	O/S AMOUNT	NO.	O/S AMOUNT
	<b>LEAD BANKS</b>						
1	STATE BANK OF INDIA	110575	101628	371728	390818	41295	89723
2	CENTRAL BANK OF INDIA	97304	163667	156025	237878	104592	137558
3	PUNJAB NATIONAL BANK	168903	139700	280739	217067	42575	133081
4	CANARA BANK	47195	65459	33986	30895	25681	77925
5	UCO BANK	75824	18195	49749	15052	116665	128883
6	BANK OF BARODA	61772	49440	77678	74166	43442	96252
7	UNION BANK OF INDIA	42881	68710	45838	19498	17210	40240
	<b>OTHER BANKS</b>						
8	BANK OF INDIA	63247	46312	109875	91168	48177	97889
9	BANK OF MAHARASHTRA	0	0	0	0	960	12550
10	INDIAN BANK	35790	42644	37476	48362	49237	93069
11	INDIAN OVERSEAS BANK	593	1278	1896	3618	2080	9173
12	PUNJAB AND SIND BANK	0	0	0	0	215	885
	<b>Total Public Sector Bank</b>	<b>704084</b>	<b>697033</b>	<b>1164990</b>	<b>1128522</b>	<b>492129</b>	<b>917228</b>
	<b>PRIVATE BANKS</b>						
13	IDBI	33116	22811	43351	25830	1104	6016
14	ICICI BANK	0	0	0	0	61885	102124
15	FEDERAL BANK	163	347	983	1116	3724	5485
16	JAMMU KASHMIR BANK	0	0	0	0	1	1
17	SOUTH INDIAN BANK	0	0	0	0	0	0
18	AXIS BANK	0	0	0	0	68035	132325
19	HDFC BANK	0	0	0	0	415421	208621
20	INDUSIND BANK	0	0	0	0	2378392	596163
21	KARNATAKA BANK	0	0	0	0	7	558
22	KOTAK MAHINDRA	61154	23935	345770	125584	1	21
23	YES BANK	5330	1297	0	0	297	514
24	BANDHAN BANK	0	0	0	0	328801	122005
25	RBL BANK	496987	125527	106574	48641	1325	6589
26	IDFC FIRST BANK Ltd	18008	4093	15488	3928	17165	3647
27	Karur Vysya Bank	0	0	0	0	0	0
	<b>Total Private Sector Bank</b>	<b>614758</b>	<b>178010</b>	<b>512166</b>	<b>205099</b>	<b>3276158</b>	<b>1184069</b>
	<b>Total COMM. BANKS</b>	<b>1318842</b>	<b>875043</b>	<b>1677156</b>	<b>1333621</b>	<b>3768287</b>	<b>2101297</b>
	<b>CO-OPERATIVE BANKS</b>						
28	STATE CO-OP. BANK	290793	119700	96931	39900	98904	897865
	<b>Total Cooperative Bank</b>	<b>290793</b>	<b>119700</b>	<b>96931</b>	<b>39900</b>	<b>98904</b>	<b>897865</b>
	<b>REGIONAL RURAL BANKS</b>						
29	DAKSHIN BIHAR GRAMIN BANK	321404	45477	468279	53891	223250	811944
30	UTTAR BIHAR GRAMIN BANK	706832	444833	433219	290586	256	271
	<b>Total Region Rural Bank</b>	<b>1028236</b>	<b>490310</b>	<b>901498</b>	<b>344477</b>	<b>223506</b>	<b>812215</b>
	<b>SMALL FINANCE BANK</b>						
31	JANA SFB	62832	22937	0	0	65121	23597
32	UTKARSH SFB	140934	20590	585546	247437	0	0
33	UJJIVAN SFB	274099	109930	6108	1380	6661	4652
34	ESAF	0	0	0	0	26208	8384
	<b>Total Small Financial Bank</b>	<b>477865</b>	<b>153457</b>	<b>591654</b>	<b>248817</b>	<b>97990</b>	<b>36633</b>
	<b>TOTAL FOR BIHAR</b>	<b>3115736</b>	<b>1638510</b>	<b>3267239</b>	<b>1966815</b>	<b>4188687</b>	<b>3848010</b>

STATE LEVEL BANKERS' COMMITTEE BIHAR, PATNA				
(CONVENOR- STATE BANK OF INDIA) FY : 2022-23				
RETURN UPTO THE QUARTER ENDED March 2023 ATM IN KCC				
SL. NO.	BANK NAME	KCC OUTSTANDING NO. OF ACCOUNTS	SMART CARD/ATM ENABLED CARD ISSUED DURING THE FY 2022-23	SMART CARD/ATM ENABLED CARD ISSUED (CUMULATIVE) AS ON 31.03.2023
	<b>LEAD BANKS</b>			
1	STATE BANK OF INDIA	290177	29647	265758
2	CENTRAL BANK OF INDIA	260658	297	265405
3	PUNJAB NATIONAL BANK	300400	12259	206566
4	CANARA BANK	66571	1590	64548
5	UCO BANK	193045	6154	112188
6	BANK OF BARODA	146984	0	111789
7	UNION BANK OF INDIA	98696	1529	97578
	<b>OTHER BANKS</b>			
8	BANK OF INDIA	155296	159	138606
9	BANK OF MAHARASHTRA	457	0	457
10	INDIAN BANK	97380	0	81540
11	INDIAN OVERSEAS BANK	2638	0	2638
12	PUNJAB AND SIND BANK	105	0	0
	<b>Total Public Sector Bank</b>	<b>1612407</b>	<b>51635</b>	<b>1347073</b>
	<b>PRIVATE BANKS</b>			
13	IDBI	4219	0	0
14	ICICI BANK	4654	0	0
15	FEDERAL BANK	42	0	0
16	JAMMU KASHMIR BANK	0	0	0
17	SOUTH INDIAN BANK	0	0	0
18	AXIS BANK	400	0	0
19	HDFC BANK	413447	0	0
20	INDUSIND BANK	0	0	0
21	KARNATAKA BANK	0	0	0
22	KOTAK MAHINDRA	0	0	0
23	YES BANK	379	0	0
24	BANDHAN BANK	0	0	0
25	RBL BANK	0	0	0
26	IDFC FIRST BANK Ltd	0	0	0
27	Karur Vysya Bank	0	0	0
	<b>Total Private Sector Bank</b>	<b>423141</b>	<b>0</b>	<b>0</b>
	<b>Total COMM. BANKS</b>	<b>2025548</b>	<b>51635</b>	<b>1347073</b>
	<b>CO-OPERATIVE BANKS</b>			
28	STATE CO-OP. BANK	433195	62	201317
	<b>Total Cooperative Bank</b>	<b>433195</b>	<b>62</b>	<b>201317</b>
	<b>REGIONAL RURAL BANKS</b>			
29	DAKSHIN BIHAR GRAMIN BANK	675841	321	613803
30	UTTAR BIHAR GRAMIN BANK	900583	541	488827
	<b>Total Region Rural Bank</b>	<b>1576424</b>	<b>862</b>	<b>1102630</b>
	<b>SMALL FINANCE BANK</b>			
31	JANA SFB	0	0	0
32	UTKARSH SFB	0	0	0
33	UJJIVAN SFB	0	0	0
34	ESAF	0	0	0
	<b>Total Small Financial Bank</b>	<b>0</b>	<b>0</b>	<b>0</b>
	<b>TOTAL FOR BIHAR</b>	<b>4045167</b>	<b>52559</b>	<b>2651020</b>

STATE LEVEL BANKERS' COMMITTEE BIHAR, PATNA									
(CONVENOR-STATF BANK OF INDIA) FY : 2022-23									
BANK WISE PROGRESS UNDER DAIRY AS ON 31.03.2023 (Rs. In Lakh)									
SL. NO.	BANK NAME	TARGET		SANCTIONED		DISBURSED		ACHIEV %AGE	ACHIEV %AGE
		NO.	Amt	NO.	AMOUNT	NO.	AMOUNT	NO.	AMT
	<b>LEAD BANKS</b>								
1	STATE BANK OF INDIA	25599	51175	41	58	41	58	0.16	0.11
2	CENTRAL BANK OF INDIA	9361	18715	475	350	475	350	5.07	1.87
3	PUNJAB NATIONAL BANK	18324	36627	2055	3315	1752	2828	9.56	7.72
4	CANARA BANK	8484	16955	232	484	225	437	2.65	2.58
5	UCO BANK	8700	17383	183	256	181	231	2.08	1.33
6	BANK OF BARODA	11260	22499	115	300	115	198	1.02	0.88
7	UNION BANK OF INDIA	3117	6213	2282	5217	2282	5217	73.21	83.97
	<b>OTHER BANKS</b>								
8	BANK OF INDIA	6409	12802	186	265	186	198	2.90	1.55
9	BANK OF MAHARASHTRA	14	27	4	10	4	10	28.57	37.04
10	INDIAN BANK	11727	23424	297	374	297	374	2.53	1.60
11	INDIAN OVERSEAS BANK	1448	2893	156	874	156	874	10.77	30.21
12	PUNJAB AND SIND BANK	25	49	0	0	0	0	0.00	0.00
	Total Public Sector Bank	104468	208762	6026	11503	5714	10775	5.47	5.16
	<b>PRIVATE BANKS</b>								
13	IDBI	769	1534	15	32	15	18	1.95	1.17
14	ICICI BANK	754	1493	0	0	0	0	0.00	0.00
15	FEDERAL BANK	26	50	0	0	0	0	0.00	0.00
16	JAMMU KASHMIR BANK	0	0	0	0	0	0	0.00	0.00
17	SOUTH INDIAN BANK	0	0	0	0	0	0	0.00	0
18	AXIS BANK	593	1160	0	0	0	0	0.00	0
19	HDFC BANK	1912	3797	0	0	0	0	0.00	0.00
20	INDUSIND BANK	543	1084	0	0	0	0	0.00	0.00
21	KARNATAKA BANK	0	0	0	0	0	0	0.00	0.00
22	KOTAK MAHINDRA	0	0	0	0	0	0	0.00	0.00
23	YES BANK	0	0	0	0	0	0	0.00	0.00
24	BANDHAN BANK	6383	12755	0	0	0	0	0.00	0.00
25	RBL BANK	0	0	0	0	0	0	0.00	0.00
26	IDFC FIRST BANK Ltd	0	0	6603	2460	6603	2460	0.00	0.00
27	Karur Vysya Bank	0	0	0	0	0	0	0.00	0.00
	Total Private Sector Bank	10980	21873	6618	2492	6618	2478	60.27	11.33
	Total COMM. BANKS	115448	230635	12644	13995	12332	13253	10.68	5.75
	<b>CO-OPERATIVE BANKS</b>								
28	STATE CO-OF. BANK	12423	24826	11	20	11	20	0.09	0.08
	Total Cooperative Bank	12423	24826	11	20	11	20	0.09	0.08
	<b>REGIONAL RURAL BANKS</b>								
29	DAKSHIN BIHAR GRAMIN BANK	28635	57261	9550	15801	9550	15801	33.35	27.59
30	UTTAR BIHAR GRAMIN BANK	30348	60685	63	104	63	89	0.21	0.15
	Total Region Rural Bank	58983	117946	9613	15905	9613	15890	16.30	13.47
	<b>SMALL FINANCE BANK</b>								
31	JANA SFB	293	582	12528	6302	12528	6302	4275.77	1082.82
32	UTKARSH SFB	9920	19840	0	0	0	0	0.00	0.00
33	UJJIVAN SFB	3014	6024	3670	4321	3670	4321	121.77	71.73
34	ESAF	74	147	13082	5849	13082	5849	17678.38	3978.91
	Total Small Financial Bank	13301	26593	29280	16472	29280	16472	220.13	61.94
	<b>TOTAL FOR BIHAR</b>	200155	400000	51548	46392	51236	45635	25.00	11.41

STATE LEVEL BANKERS' COMMITTEE BIHAR, PATNA									
(CONVENOR- STATE BANK OF INDIA) FY : 2022-23									
BANK WISE PERFORMANCE :KISAN CREDIT CARD AS ON : 31.03.2023									
(Rs. In Lakh)									
SL. NO	BANK NAME	TARGET		KCC ANIMAL HUSBANDRY -NEW					
				SANCTION		DISBURSED		% ACHIEVEMENT	
		NO.	AMT.	NO.	AMT.	NO.	AMT.	NO.	AMT.
	<b>LEAD BANKS</b>								
1	STATE BANK OF INDIA	21325	15993	3991	2351	3566	2075	16.72	12.97
2	CENTRAL BANK OF INDIA	7802	5849	530	717	530	564	6.79	9.64
3	PUNJAB NATIONAL BANK	15257	11447	6819	5959	5818	5083	38.13	44.40
4	CANARA BANK	7069	5299	3513	3215	3513	3215	49.70	60.67
5	UCO BANK	7241	5432	632	849	539	714	7.44	13.14
6	BANK OF BARODA	9380	7032	3458	3514	3458	3514	36.87	49.97
7	UNION BANK OF INDIA	2585	1942	2185	3473	2185	3473	84.53	178.84
	<b>OTHER BANKS</b>								
8	BANK OF INDIA	5339	4001	2227	1969	2227	1969	41.71	49.21
9	BANK OF MAHARASHTRA	9	9	1	1	1	1	11.11	11.11
10	INDIAN BANK	9762	7321	1324	1520	1304	1450	13.36	19.81
11	INDIAN OVERSEAS BANK	1205	904	55	62	55	62	4.56	6.86
12	PUNJAB AND SIND BANK	20	15	0	0	0	0	0.00	0.00
	<b>Total Public Sector Bank</b>	<b>86994</b>	<b>65244</b>	<b>24735</b>	<b>23630</b>	<b>23196</b>	<b>22120</b>	<b>26.66</b>	<b>33.90</b>
	<b>PRIVATE BANKS</b>								
13	IDBI	639	479	0	0	0	0	0.00	0.00
14	ICICI BANK	613	466	0	0	0	0	0.00	0.00
15	FEDERAL BANK	23	17	0	0	0	0	0.00	0.00
16	JAMMU KASHMIR BANK	0	0	0	0	0	0	0.00	0.00
17	SOUTH INDIAN BANK	0	0	0	0	0	0	0.00	0.00
18	AXIS BANK	484	362	0	0	0	0	0.00	0.00
19	HDFC BANK	1579	1185	0	0	0	0	0.00	0.00
20	INDUSIND BANK	452	338	0	0	0	0	0.00	0.00
21	KARNATAKA BANK	0	0	0	0	0	0	0.00	0.00
22	KOTAK MAHINDRA	0	0	0	0	0	0	0.00	0.00
23	YES BANK	0	0	0	0	0	0	0.00	0.00
24	BANDHAN BANK	5305	3983	0	0	0	0	0.00	0.00
25	RBL BANK	0	0	0	0	0	0	0.00	0.00
26	IDFC FIRST BANK Ltd	0	0	0	0	0	0	0.00	0.00
27	Karur Vysya Bank	0	0	0	0	0	0	0.00	0.00
	<b>Total Private Sector Bank</b>	<b>9095</b>	<b>6830</b>	<b>0</b>	<b>0</b>	<b>0</b>	<b>0</b>	<b>0.00</b>	<b>0.00</b>
	<b>Total COM.M. BANKS</b>	<b>96089</b>	<b>72074</b>	<b>24735</b>	<b>23630</b>	<b>23196</b>	<b>22120</b>	<b>24.14</b>	<b>30.69</b>
	<b>CO-OPERATIVE BANKS</b>								
28	STATE CO-OP. BANK	10344	7759	0	0	0	0	0.00	0.00
	<b>Total Cooperative Bank</b>	<b>10344</b>	<b>7759</b>	<b>0</b>	<b>0</b>	<b>0</b>	<b>0</b>	<b>0.00</b>	<b>0.00</b>
	<b>REGIONAL RURAL BANKS</b>								
29	DAKSHIN BIHAR GRAMIN BANK	23857	17894	11879	6494	11879	6494	49.79	36.29
30	UTTAR BIHAR GRAMIN BANK	25285	18964	863	694	822	513	3.25	2.71
	<b>Total Region Rural Bank</b>	<b>49142</b>	<b>36858</b>	<b>12742</b>	<b>7188</b>	<b>12701</b>	<b>7007</b>	<b>25.85</b>	<b>19.01</b>
	<b>SMALL FINANCE BANK</b>								
31	JANA SFB	242	182	0	0	0	0	0.00	0.00
32	UTKARSH SFB	8262	6199	0	0	0	0	0.00	0.00
33	UJJIVAN SFB	2509	1882	0	0	0	0	0.00	0.00
34	ESAF	61	46	0	0	0	0	0.00	0.00
35	<b>Total Small Financial Bank</b>	<b>11074</b>	<b>8309</b>	<b>0</b>	<b>0</b>	<b>0</b>	<b>0</b>	<b>0.00</b>	<b>0.00</b>
	<b>TOTAL FOR BIHAR</b>	<b>166649</b>	<b>125000</b>	<b>37477</b>	<b>30818</b>	<b>35897</b>	<b>29127</b>	<b>21.54</b>	<b>23.30</b>



STATE LEVEL BANKERS' COMMITTEE BIHAR, PATNA									
(CONVENOR- STATE BANK OF INDIA) FY : 2022-23									
BANK WISE PROGRESS UNDER POULTRY UNITS AS ON : 31.03.2023									
SL. NO.	BANK NAME	TARGET		SANCTIONED		DISBURSED		ACHIEV %AGE	ACHIEV %AGE
		NO.	AMOUNT	NO.	AMOUNT	NO.	AMOUNT	NO.	AMT
	<b>LEAD BANKS</b>								
1	STATE BANK OF INDIA	8531	25588	11	343	11	343	0.13	1.34
2	CENTRAL BANK OF INDIA	3119	9358	51	315	51	315	1.64	3.37
3	PUNJAB NATIONAL BANK	6105	18314	15	507	13	433	0.21	2.36
4	CANARA BANK	2824	8477	52	6245	49	5865	1.74	69.19
5	UCO BANK	2894	8691	143	401	142	398	4.91	4.58
6	BANK OF BARODA	3751	11250	55	185	55	185	1.47	1.64
7	UNION BANK OF INDIA	1035	3106	152	1680	152	1680	14.69	54.09
	<b>OTHER BANKS</b>								
8	BANK OF INDIA	2134	6401	8	48	8	40	0.37	0.62
9	BANK OF MAHARASHTRA	1	14	0	0	0	0	0.00	0.00
10	INDIAN BANK	3910	11712	66	272	66	272	1.69	2.32
11	INDIAN OVERSEAS BANK	482	1447	12	89	12	89	2.49	6.15
12	PUNJAB AND SIND BANK	8	23	0	0	0	0	0.00	0.00
	<b>Total Public Sector Bank</b>	<b>34794</b>	<b>104381</b>	<b>565</b>	<b>10085</b>	<b>559</b>	<b>9620</b>	<b>1.61</b>	<b>9.22</b>
	<b>PRIVATE BANKS</b>								
13	IDBI	250	768	20	149	18	90	7.20	11.72
14	ICICI BANK	242	747	0	0	0	0	0.00	0.00
15	FEDERAL BANK	9	25	0	0	0	0	0.00	0.00
16	JAMMU KASHMIR BANK	0	0	0	0	0	0	0.00	0.00
17	SOUTH INDIAN BANK	0	0	0	0	0	0	0.00	0
18	AXIS BANK	200	580	0	0	0	0	0.00	0
19	HDFC BANK	635	1900	0	0	0	0	0.00	0.00
20	INDUSIND BANK	181	542	0	0	0	0	0.00	0.00
21	KARNATAKA BANK	0	0	0	0	0	0	0.00	0.00
22	KOTAK MAHINDRA	0	0	0	0	0	0	0.00	0.00
23	YES BANK	0	0	0	0	0	0	0.00	0.00
24	BANDHAN BANK	2127	6381	0	0	0	0	0.00	0.00
25	RBL BANK	0	0	0	0	0	0	0.00	0.00
26	IDFC FIRST BANK Ltd	0	0	114	43	114	43	0.00	0.00
27	Karur Vysya Bank	0	0	0	0	0	0	0.00	0.00
	<b>Total Private Sector Bank</b>	<b>3644</b>	<b>10943</b>	<b>134</b>	<b>192</b>	<b>132</b>	<b>133</b>	<b>3.62</b>	<b>1.22</b>
	<b>Total COMM. BANKS</b>	<b>38438</b>	<b>115324</b>	<b>699</b>	<b>10277</b>	<b>691</b>	<b>9753</b>	<b>1.80</b>	<b>8.46</b>
	<b>CO-OPERATIVE BANKS</b>								
28	STATE CO-OP. BANK	4139	12411	0	0	0	0	0.00	0.00
	<b>Total Cooperative Bank</b>	<b>4139</b>	<b>12411</b>	<b>0</b>	<b>0</b>	<b>0</b>	<b>0</b>	<b>0.00</b>	<b>0.00</b>
	<b>REGIONAL RURAL BANKS</b>								
29	DAKSHIN BIHAR GRAMIN BANK	9542	28630	0	0	0	0	0.00	0
30	UTTAR BIHAR GRAMIN BANK	10114	30341	0	0	0	0	0.00	0.00
	<b>Total Region Rural Bank</b>	<b>19656</b>	<b>58971</b>	<b>0</b>	<b>0</b>	<b>0</b>	<b>0</b>	<b>0.00</b>	<b>0.00</b>
	<b>SMALL FINANCE BANK</b>								
31	JANA SFB	97	291	0	0	0	0	0.00	0.00
32	UTKARSH SFB	3305	9918	0	0	0	0	0.00	0.00
33	UJJIVAN SFB	1003	3012	0	0	0	0	0.00	0.00
34	ESAF	24	73	569	262	569	262	2370.83	358.9
	<b>Total Small Financial Bank</b>	<b>4429</b>	<b>13294</b>	<b>569</b>	<b>262</b>	<b>569</b>	<b>262</b>	<b>12.85</b>	<b>1.97</b>
	<b>TOTAL FOR BIHAR</b>	<b>66662</b>	<b>200000</b>	<b>1268</b>	<b>10539</b>	<b>1260</b>	<b>10015</b>	<b>1.89</b>	<b>5.01</b>

STATE LEVEL BANKERS' COMMITTEE BIHAR, PATNA									
(CONVENOR- STATE BANK OF INDIA) FY : 2022-23									
BANK WISE PROGRESS UNDER FISHERY UNITS AS ON : 31.03.2023									
SL. NO.	BANK NAME	TARGET		SANCTIONED		DISBURSED		ACHIEV %AGE	ACHIEV %AGE
		NO.	Amt	NO.	AMOUNT	NO.	AMOUNT	NO.	AMT
	LEAD BANKS								
1	STATE BANK OF INDIA	6404	12791	3	107	3	107	0.05	0.84
2	CENTRAL BANK OF INDIA	2345	4678	6	6	6	6	0.26	0.13
3	PUNJAB NATIONAL BANK	4586	9155	82	242	70	206	1.53	2.25
4	CANARA BANK	2129	4238	7	12	6	10	0.28	0.24
5	UCO BANK	2179	4345	148	331	139	308	6.38	7.09
6	BANK OF B./RODA	2822	5623	4	9	4	9	0.14	0.16
7	UNION BANK OF INDIA	778	1553	12	47	12	47	1.54	3.03
	OTHER BANKS								
8	BANK OF INDIA	1613	3200	11	34	11	28	0.68	0.88
9	BANK OF MAHARASHTRA	7	7	0	0	0	0	0.00	0.00
10	INDIAN BANK	2938	5855	5	12	5	12	0.17	0.20
11	INDIAN OVERSEAS BANK	362	723	0	0	0	0	0.00	0.00
12	PUNJAB AND SIND BANK	6	10	0	0	0	0	0.00	0.00
	Total Public Sector Bank	26169	52178	278	800	256	733	0.98	1.40
	PRIVATE BANKS								
13	IDBI	195	385	0	0	0	0	0.00	0.00
14	ICICI BANK	187	374	0	0	0	0	0.00	0.00
15	FEDERAL BANK	7	13	0	0	0	0	0.00	0.00
16	JAMMU KASHMIR BANK	0	0	0	0	0	0	0.00	0.00
17	SOUTH INDIAN BANK	0	0	0	0	0	0	0.00	0
18	AXIS BANK	147	291	0	0	0	0	0.00	0
19	HDFC BANK	488	952	0	0	0	0	0.00	0.00
20	INDUSIND BANK	136	272	47814	16310	47814	16310	35157.35	5996.32
21	KARNATAKA BANK	0	0	0	0	0	0	0.00	0.00
22	KOTAK MAHINDRA	0	0	0	0	0	0	0.00	0.00
23	YES BANK	0	0	0	0	0	0	0.00	0.00
24	BANDHAN BANK	1599	3198	0	0	0	0	0.00	0.00
25	RBL BANK	0	0	0	0	0	0	0.00	0.00
26	IDFC FIRST BANK Ltd	0	0	340	119	340	119	0.00	0.00
27	Karur Vysya Bank	0	0	0	0	0	0	0.00	0.00
	Total Private Sector Bank	2759	5485	48154	16429	48154	16429	1745.34	299.53
	Total COMM. BANKS	28928	57663	48432	17229	48410	17162	167.35	29.76
	CO-OPERATIVE BANKS								
28	STATE CO-OP. BANK	3112	6204	11	5	11	5	0.35	0.08
	Total Cooperative Bank	3112	6204	11	5	11	5	0.35	0.08
	REGIONAL RURAL BANKS								
29	DAKSHIN BIHAR GRAMIN BANK	7161	14315	0	0	0	0	0.00	0
30	UTTAR BIHAR GRAMIN BANK	7590	15171	0	0	0	0	0.00	0.00
	Total Region Rural Bank	14751	29486	0	0	0	0	0.00	0.00
	SMALL FINANCE BANK								
31	JANA SFB	75	146	0	0	0	0	0.00	0.00
32	UTKARSH SFB	2489	4959	0	0	0	0	0.00	0.00
33	UJJIVAN SFB	756	1506	0	0	0	0	0.00	0.00
34	ESAF	18	36	548	253	548	253	3044.44	702.78
	Total Small Financial bank	3338	6647	548	253	548	253	16.42	3.81
	TOTAL FOR BIHAR	50129	100000	48991	17487	48969	17420	97.69	17.42

STATE LEVEL BANKERS' COMMITTEE BIHAR, PATNA									
(CONVENOR- STATE BANK OF INDIA) FY : 2022-23									
BANK WISE PERFORMANCE :KISAN CREDIT CARD AS ON 31.03.2023									
(Rs. In Lakh)									
SL. NO	BANK NAME	TARGET		KCC FISHERIES -NEW					
		NO.	AMT	SANCTION		DISBURSED		% ACHIEVEMENT	
				NO.	AMT	NO.	AMT.	NO.	AMT.
	<b>LEAD BANKS</b>								
1	STATE BANK OF INDIA	12450	9340	554	605	532	456	4.27	4.88
2	CENTRAL BANK OF INDIA	4553	3416	17	24	17	16	0.37	0.47
3	PUNJAB NATIONAL BANK	8913	6685	119	119	119	119	1.34	1.78
4	CANARA BANK	4123	3094	211	182	211	181	5.12	5.85
5	UCO BANK	4233	3173	12	14	10	12	0.24	0.38
6	BANK OF BARODA	5476	4106	49	34	49	34	0.89	0.83
7	UNION BANK OF INDIA	1510	1134	163	380	163	380	10.79	33.51
	<b>OTHER BANKS</b>								
8	BANK OF INDIA	3118	2337	30	16	30	16	0.96	0.68
9	BANK OF MAHARASHTRA	5	5	0	0	0	0	0.00	0.00
10	INDIAN BANK	5703	4275	2	21	2	21	0.04	0.49
11	INDIAN OVERSEAS BANK	704	528	13	17	13	17	1.85	3.22
12	PUNJAB AND SIND BANK	10	8	0	0	0	0	0.00	0.00
	<b>Total Public Sector Bank</b>	<b>50798</b>	<b>38101</b>	<b>1170</b>	<b>1412</b>	<b>918</b>	<b>1252</b>	<b>1.81</b>	<b>3.29</b>
	<b>PRIVATE BANKS</b>								
13	IDBI	366	279	0	0	0	0	0.00	0.00
14	ICICI BANK	365	272	0	0	0	0	0.00	0.00
15	FEDERAL BANK	12	9	0	0	0	0	0.00	0.00
16	JAMMU KASHMIR BANK	0	0	0	0	0	0	0.00	0.00
17	SOUTH INDIAN BANK	0	0	0	0	0	0	0.00	0.00
18	AXIS BANK	283	212	0	0	0	0	0.00	0.00
19	HDFC BANK	925	692	0	0	0	0	0.00	0.00
20	INDUSIND BANK	263	198	0	0	0	0	0.00	0.00
21	KARNATAKA BANK	0	0	0	0	0	0	0.00	0.00
22	KOTAK MAHINDRA	0	0	0	0	0	0	0.00	0.00
23	YES BANK	0	0	0	0	0	0	0.00	0.00
24	BANDHAN BANK	3101	2326	0	0	0	0	0.00	0.00
25	RBL BANK	0	0	0	0	0	0	0.00	0.00
26	IDFC FIRST BANK Ltd	0	0	0	0	0	0	0.00	0.00
27	Karur Vysya Bank	0	0	0	0	0	0	0.00	0.00
	<b>Total Private Sector Bank</b>	<b>5315</b>	<b>3988</b>	<b>0</b>	<b>0</b>	<b>0</b>	<b>0</b>	<b>0.00</b>	<b>0.00</b>
	<b>Total COMM. BANKS</b>	<b>56113</b>	<b>42089</b>	<b>1170</b>	<b>1412</b>	<b>918</b>	<b>1252</b>	<b>1.64</b>	<b>2.97</b>
	<b>CO-OPERATIVE BANKS</b>								
28	STATE CO-OP. BANK	6048	4531	11	5	11	5	0.18	0.11
	<b>Total Cooperative Bank</b>	<b>6048</b>	<b>4531</b>	<b>11</b>	<b>5</b>	<b>11</b>	<b>5</b>	<b>0.18</b>	<b>0.11</b>
	<b>REGIONAL RURAL BANKS</b>								
29	DAKSHIN BIHAR GRAMIN BANK	13933	10450	1	1	1	1	0.01	0.01
30	UTTAR BIHAR GRAMIN BANK	14768	11075	34	43	32	34	0.22	0.31
	<b>Total Region Rural Bank</b>	<b>28701</b>	<b>21525</b>	<b>35</b>	<b>44</b>	<b>33</b>	<b>35</b>	<b>0.11</b>	<b>0.16</b>
	<b>SMALL FINANCE BANK</b>								
31	JANA SFB	143	106	0	0	0	0	0.00	0.00
32	UTKARSH SFB	4830	3622	0	0	0	0	0.00	0.00
33	UJJIVAN SFB	1466	1100	0	0	0	0	0.00	0.00
34	ESAF	36	27	0	0	0	0	0.00	0.00
35	<b>Total Small Financial Bank</b>	<b>6475</b>	<b>4855</b>	<b>0</b>	<b>0</b>	<b>0</b>	<b>0</b>	<b>0.00</b>	<b>0.00</b>
	<b>TOTAL FOR BIHAR</b>	<b>97337</b>	<b>73000</b>	<b>1216</b>	<b>1461</b>	<b>962</b>	<b>1292</b>	<b>0.99</b>	<b>1.77</b>


STATE LEVEL BANKERS' COMMITTEE BIHAR, PATNA						
(CONVENOR- STATE BANK OF INDIA) FY:2022-23						
BANK-WISE PROGRESS UNDER SELF HELP GROUP AS ON 31.03.2023 (₹ in lakh)						
SL.NO.	NAME OF BANKS	TARGET (CREDIT LINKAGE)	SAVING BANK LINKAGE DONE	CREDIT LINKAGE (SANCTION)		CREDIT LINKAGE % ACHIEV.
		NO.	NO.	NO.	AMT.	(NO.)
	<b>LEAD BANKS</b>					
1	STATE BANK OF INDIA	35441	3254	44048	124335	124.29
2	CENTRAL BANK OF INDIA	18893	1539	17013	49687	90.05
3	PUNJAB NATIONAL BANK	31256	552	14594	46053	46.69
4	CANARA BANK	8881	391	4326	13042	48.71
5	UCO BANK	8704	588	7030	19805	80.77
6	BANK OF BARODA	10283	783	12134	36141	118.00
7	UNION BANK OF INDIA	5629	226	1977	5930	35.12
	<b>OTHER BANKS</b>					
8	BANK OF INDIA	12808	704	11528	36300	90.01
9	BANK OF MAHARASHTRA	66	0	0	0	0.00
10	INDIAN BANK	10905	544	7272	20966	66.69
11	INDIAN OVERSEAS BANK	1309	1	44	106	3.36
12	PUNJAB AND SIND BANK	260	0	0	0	0.00
	<b>Total Public Sector Bank</b>	<b>144435</b>	<b>8582</b>	<b>119966</b>	<b>352365</b>	<b>83.06</b>
	<b>PRIVATE BANKS</b>					
13	IDBI	1581	7	46	77	2.91
14	ICICI BANK	850	62	1671	2250	196.59
15	FEDERAL BANK	140	0	0	0	0.00
16	JAMMU KASHMIR BANK	14	0	0	0	0.00
17	SOUTH INDIAN BANK	0	0	0	0	0.00
18	AXIS BANK	1159	0	0	0	0.00
19	HDFC BANK	1376	11	17	42	1.24
20	INDUSIND BANK	288	0	0	0	0.00
21	KARNATAKA BANK	0	0	0	0	0.00
22	KOTAK MAHINDRA	105	0	0	0	0.00
23	YES BANK	14	0	0	0	0.00
24	BANDHAN BANK	2679	0	0	0	0.00
25	RBL BANK	0	0	0	0	0.00
26	IDFC FIRST BANK Ltd	0	0	0	0	0.00
27	Karur Vysya Bank	0	0	0	0	0.00
	<b>Total Private Sector Bank</b>	<b>8206</b>	<b>80</b>	<b>1734</b>	<b>2369</b>	<b>21.13</b>
	<b>Total COMM. BANKS</b>	<b>152641</b>	<b>8662</b>	<b>121700</b>	<b>354734</b>	<b>79.73</b>
	<b>CO-OPERATIVE BANKS</b>					
28	STATE CO-OP. BANK	0	0	0	0	0.00
	<b>Total Cooperative Bank</b>	<b>0</b>	<b>0</b>	<b>0</b>	<b>0</b>	<b>0.00</b>
	<b>REGIONAL RURAL BANKS</b>					<b>0.00</b>
29	DAKSHIN BIHAR GRAMIN BANK	47701	2981	66398	205327	139.20
30	UTTAR BIHAR GRAMIN BANK	49658	7140	105742	316389	212.94
	<b>Total Region Rural Bank</b>	<b>97359</b>	<b>10121</b>	<b>172140</b>	<b>521716</b>	<b>176.81</b>
	<b>SMALL FINANCE BANK</b>					
31	JANA SFB	0	0	0	0	0.00
32	UTKARSH SFB	0	0	0	0	0.00
33	UJJIVAN SFB	0	0	0	0	0.00
34	ESAF	0	0	0	0	0.00
	<b>Total Small Financial Bank</b>	<b>0</b>	<b>0</b>	<b>0</b>	<b>0</b>	<b>0.00</b>
	<b>TOTAL FOR BIHAR</b>	<b>250000</b>	<b>18783</b>	<b>293840</b>	<b>876450</b>	<b>117.54</b>

Jeevika SHGs Bank Linkage Status (April 2022-March 2023)								
S.No.	Bank Name	Sum of Progress of SHGs Saving Account Opening (April 2022-March 2023)	Sum of Progress of SHGs 1st credit linkage (April 2022-March 2023)	Sum of Progress of SHGs 2nd credit linkage (April 2022-March 2023)	Sum of Progress of SHGs 3rd credit linkage (April 2022-March 2023)	Sum of Progress of SHGs 4th credit linkage (April 2022-March 2023)	Sum of Total Credit Linkage (1st+2nd+3rd+4th) during (April 2022-March 2023)	Sum of Progress of Credit Amount in Rs Lakhs (1st, 2nd, 3rd & 4th credit linkage) (April 2022-March 2023)
1	Uttar Bihar Gramin Bank	7140	21217	75891	8388	246	105742	316389
2	Dakshin Bihar Gramin Bank	2981	7362	42664	14132	2240	66398	205327
3	State Bank of India	3254	8401	30225	4782	640	44048	124335
4	Central Bank of India	1539	4219	10658	2030	106	17013	49687
5	Punjab National Bank	552	1980	9370	2929	315	14594	46053
6	Bank of Baroda	783	1972	8012	1875	275	12134	36141
7	Bank of India	704	2152	6444	2367	565	11528	36300
8	Indian Bank	544	1748	4645	860	19	7272	20966
9	Uco Bank	588	1349	4548	1110	23	7030	19805
10	Canara Bank	391	1052	2698	446	130	4326	13042
11	Union Bank of India	226	793	934	245	5	1977	5930
12	ICICI Bank	62	190	1372	107	2	1671	2250
13	IDBI Bank	7	16	30	0	0	46	77
14	Indian Overseas Bank	1	8	35	0	1	44	106
15	HDFC Bank	11	17	0	0	0	17	42
<b>Grand Total</b>		<b>18783</b>	<b>52476</b>	<b>197526</b>	<b>39271</b>	<b>4567</b>	<b>293840</b>	<b>876449</b>

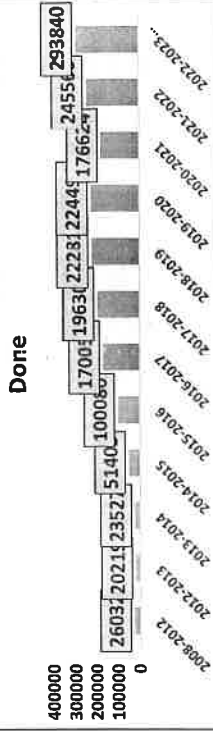
## JEEVIKA-YEARWISE SHG BANK LINKAGE PROGRESS

Sl.No	Financial Year	No. of SHG's Savings A/C Opened	No. of SHG's 1st, 2nd & 3rd Bank Credit Linkage Done	Bank Credit Linkage Amount (1st, 2nd & 3rd) (in Rs. Lakhs)
1	2008-12 Progress (April 2008-Mar 2012)	41345	26032	12258
2	2012-13 Progress (April 2012-Mar 2013)	41345	26032	12258
3	2013-14 Progress (April 2013-Mar 2014)	57451	46251	22716
4	2014-15 Progress (April 2014-Mar 2015)	16106	20219	10458
5	2015-16 Progress (April 2015-Mar 2016)	95007	69778	37643
6	2016-17 Progress (April 2016-March 2017)	37556	23327	14927
7	2017-18 Progress (April 2017-March 2018)	211790	121181	65996
8	2018-19 Progress (April 2018-Mar 19)	116783	51403	28353
9	2019-20 Progress (April 2019-March 2020)	332058	221261	130002
10	2020-21 Progress (April 2020-March 2021)	120268	100080	64006
11	2021-22 Progress (April 2021-Mar 2022)	470053	391314	299386
12	2022-23 Progress (April 2022-March 2023)	137995	170053	169385
		613230	587616	535801
		1431771	196302	236415
		745081	810426	816882
		131851	222810	281081
		836178	1034922	1199216
		91097	224496	382334
		934216	1211546	1549936
		98038	176624	350720
		950642	1457112	2107358
		16426	245566	557422
		969425	1750952	2983807
		18783	293840	876449

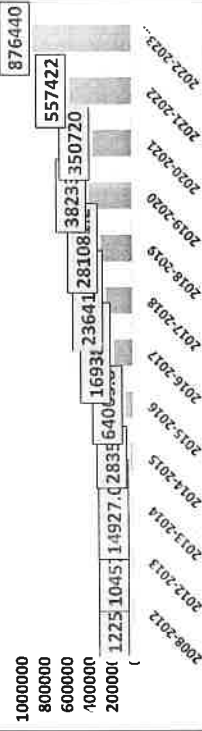
**No. of SHG's Savings A/C Opened**



**No. of SHG's 1st, 2nd, 3rd & 4th Bank Credit Linkage Done**




**Bank Credit Linkage Amount (1st, 2nd, 3rd & 4th) (in Rs. Lakhs)**




### MICROINSURANCE – YEARWISE ACHIEVEMENT

Financial Year	Enrolment of SHG members	Total Death Claim Reported	Total Death Claim Settled	Claim Settlement Amt (In Lakhs)
2012-13	191140	140	120	37.35
2013-14	270890	376	340	102.9
2014-15	373000	590	550	166.66
2015-16	417036	523	606	181.8
2016-17	800611	1051	1002	303.75
2017-18	165178	1272	1213	374.7
2018-19	1286728	913	835	1010.05
2019-20	2087651	1835	1239	2372.6
2020-21	NIL	1849	1894	3788
2021-22 PMJJBY	4415226	153	200	400
2021-22 PMSBY	4751058	0	0	0
2022-23 PMJJBY	5368878	832	553	1058.4
2022-23 PV.SBY	5882788	102	28	56
<b>Total</b>	-	<b>9636</b>	<b>8580</b>	<b>9852.21</b>

**Enrolment of SHG members**



**Death Claim Vs. Claim Settled**



## STATE LEVEL BANKERS' COMMITTEE BIHAR, PATNA

(CONVENOR- STATE BANK OF INDIA) FY : 2022-23

BANK WISE PROGRESS UNDER EDUCATION LOAN AS ON 31.03.2023

SL. NO.	BANK NAME	TARGET		SANCTIONED		DISBURSED		ACHIEV %AGE	Rs. In Lakh
		NO.	AMOUNT	NO.	AMOUNT	NO.	AMOUNT	NO.	ACHIEV %AGE
									AMT
1	STATE BANK OF INDIA	6891	34453	9624	28284	9548	27774	138.56	80.61
2	CENTRAL BANK OF INDIA	3333	16680	1370	2176	1370	2176	41.10	13.05
3	PUNJAB NATIONAL BANK	5791	28941	15591	22288	12516	17893	216.13	61.83
4	CANARA BANK	2083	10408	1426	5963	1426	4877	68.46	46.86
5	UCO BANK	1331	6640	1223	16649	1021	14561	76.71	219.29
6	BANK OF BARODA	2357	11775	421	4663	155	3631	6.58	30.84
7	UNION BANK OF INDIA	1816	9081	410	1726	410	1726	22.58	19.01
	OTHER BANKS								
8	BANK OF INDIA	2543	12723	755	1522	755	1365	29.69	10.73
9	BANK OF MAHARASHTRA	115	528	30	656	30	656	26.09	124.24
10	INDIAN BANK	2201	10987	428	639	428	639	19.45	5.82
11	INDIAN OVERSEAS BANK	491	2465	154	589	145	589	29.53	23.89
12	PUNJAB AND SIND BANK	96	468	261	294	261	294	271.88	62.82
	Total Public Sector Bank	29048	145149	31693	85449	28065	76181	96.62	52.48
	PRIVATE BANKS								
13	IDBI	2615	13121	160	670	153	329	5.85	2.51
14	ICICI BANK	3329	16593	585	2418	585	2418	17.57	14.57
15	FEDERAL BANK	331	1650	1	1	1	1	0.30	0.06
16	JAMMU KASHMIR BANK	57	287	5	25	5	25	8.77	8.71
17	SOUTH INDIAN BANK	57	287	10	21	10	21	17.54	7.32
18	AXIS BANK	2905	14551	75	1255	66	465	2.27	3.20
19	HDFC BANK	3347	16709	87	124	87	124	2.60	0.74
20	INDUSIND BANK	768	3822	0	0	0	0	0.00	0.00
21	KARNATAKA BANK	57	287	4	17	4	17	7.02	5.92
22	KOTAK MAHINDRA	381	1914	0	0	0	0	0.00	0.00
23	YES BANK	115	575	0	0	0	0	0.00	0.00
24	BANDHAN BANK	466	2330	0	0	0	0	0.00	0.00
25	RBL BANK	57	287	0	0	0	0	0.00	0.00
26	IDFC FIRST BANK Ltd	57	287	0	0	0	0	0.00	0.00
27	Karur Vysya Bank	15	73	0	0	0	0	0.00	0.00
	Total Private Sector Bank	14557	72773	927	4531	911	3400	6.26	4.67
	Total COMM. BANKS	43605	217922	32620	89980	28976	79581	66.45	36.52
	CO-OPERATIVE BANKS								
28	STATE CO-OP. BANK	0	0	0	0	0	0	0.00	0.00
	Total Cooperative Bank	0	0	0	0	0	0	0.00	0.00
	REGIONAL RURAL BANKS								
29	DAKSHIN BIHAR GRAMIN BANK	4516	22574	154	265	154	265	3.41	1.17
30	UTTAR BIHAR GRAMIN BANK	2732	13654	216	609	215	82	7.87	0.60
	Total Region Rural Bank	7248	36228	370	874	369	347	5.09	0.96
	SMALL FINANCE BANK								
31	JANA SFB	111	557	0	0	0	0	0.00	0.00
32	UTKARSH SFB	12	88	0	0	0	0	0.00	0.00
33	UJJIVAN SFB	301	1516	0	0	0	0	0.00	0.00
34	ESAF	30	139	2	1	2	1	6.67	0.72
	Total Small Financial Bank	454	2300	2	1	2	1	0.44	0.04
	TOTAL FOR BIHAR	51307	256450	32992	90855	29347	79929	57.20	31.17



STATE LEVEL BANKERS' COMMITTEE BIHAR, PATNA							
(CONVENOR- STATE BANK OF INDIA) FY - 2022-23							
BANK-WISE OUTSTANDING AND NPA UNDER EDUCATION LOAN AS ON 31.03.2023							
(Rs. In Lakh )							
SL. NO.	BANKS NAME	EDUCATION LOAN		NPA IN EDUCATION LOAN		NPA %	
		NO.	AMOUNT	NO.	AMOUNT	NO.	AMOUNT
	<b>LEAD BANKS</b>						
1	STATE BANK OF INDIA	17768	63300	887	2764	4.99	4.37
2	CENTRAL BANK OF INDIA	6704	21742	2931	8839	43.72	40.65
3	PUNJAB NATIONAL BANK	19825	54451	7206	21618	36.35	39.70
4	CANARA BANK	5354	22664	990	3300	18.49	14.56
5	UCO BANK	8510	9132	903	2943	10.61	32.23
6	BANK OF BARODA	4214	15491	501	1424	11.89	9.19
7	UNION BANK OF INDIA	3277	13671	618	2138	18.86	15.64
	<b>OTHER BANKS</b>						
8	BANK OF INDIA	4509	15536	957	2596	21.22	16.71
9	BANK OF MAHARASHTRA	267	6750	5	17	1.87	0.25
10	INDIAN BANK	4232	13884	2118	6961	50.05	50.14
11	INDIAN OVERSEAS BANK	561	2025	66	213	11.76	10.52
12	PUNJAB AND SIND BANK	360	463	25	151	6.94	32.61
	<b>Total Public Sector Bank</b>	<b>75581</b>	<b>239109</b>	<b>17207</b>	<b>52964</b>	<b>22.77</b>	<b>22.15</b>
	<b>PRIVATE BANKS</b>						
13	IDBI	529	1923	27	83	5.10	4.32
14	ICICI BANK	1459	6733	7	35	0.48	0.52
15	FEDERAL BANK	16	67	5	24	31.25	35.82
16	JAMMU KASHMIR BANK	12	43	0	0	0.00	0.00
17	SOUTH INDIAN BANK	11	21	0	0	0.00	0.00
18	AXIS BANK	25	178	18	54	72	30.34
19	HDFC BANK	400	983	14	31	3.50	3.15
20	INDUSIND BANK	1	4	0	0	0.00	0.00
21	KARNATAKA BANK	4	18	0	0	0.00	0.00
22	KOTAK MAHINDRA	0	0	0	0	0.00	0.00
23	YES BANK	0	0	0	0	0.00	0.00
24	BANDHAN BANK	0	0	0	0	0.00	0.00
25	RBL BANK	0	0	0	0	0.00	0.00
26	IDFC FIRST BANK Ltd	0	0	0	0	0.00	0.00
27	Karur Vysya Bank	0	0	0	0	0.00	0.00
	<b>Total Private Sector Bank</b>	<b>2457</b>	<b>9970</b>	<b>71</b>	<b>227</b>	<b>2.89</b>	<b>2.28</b>
	<b>Total COMM. BANKS</b>	<b>78038</b>	<b>249079</b>	<b>17278</b>	<b>53191</b>	<b>22.14</b>	<b>21.36</b>
	<b>CO-OPERATIVE BANKS</b>						
28	STATE CO-OP. BANK	0	0	0	0	0.00	0.00
	<b>Total Cooperative Bank</b>	<b>0</b>	<b>0</b>	<b>0</b>	<b>0</b>	<b>0.00</b>	<b>0.00</b>
	<b>REGIONAL RURAL BANKS</b>						
29	DAKSHIN BIHAR GRAMIN BANK	5227	20116	2764	8717	52.88	43.33
30	UTTAR BIHAR GRAMIN BANK	2782	7124	1547	4191	55.61	58.83
	<b>Total Region Rural Bank</b>	<b>8009</b>	<b>27240</b>	<b>4311</b>	<b>12908</b>	<b>53.83</b>	<b>47.39</b>
	<b>SMALL FINANCE BANK</b>						
31	JANA SFB	0	0	0	0	0.00	0.00
32	UTKARSH SFB	0	0	0	0	0.00	0.00
33	UJJIVAN SFB	0	0	0	0	0.00	0.00
34	ESAF	2	1	0	0	0	0
	<b>Total Small Financial Bank</b>	<b>2</b>	<b>1</b>	<b>0</b>	<b>0</b>	<b>0.00</b>	<b>0.00</b>
	<b>TOTAL FOR BIHAR</b>	<b>86049</b>	<b>276320</b>	<b>21589</b>	<b>66099</b>	<b>25.09</b>	<b>23.92</b>

STATE LEVEL BANKERS' COMMITTEE BIHAR, PATNA (CONVENOR- STATE BANK OF INDIA)																	
BANKWISE PERFORMANCE UNDER PRADHAN MANTRI MUDRA YOJNA (SHISHU CATEGORY- LOAN UP TO 50000) FY: 2022-23, AS ON : 31.03.2023																	
SL NO	BANK NAME	SANCTIONED			DISBURSED			AS ON MARCH 2023 (A)			NO. OF SHISHU ACCOUNTS RENEWED SANCT/DISB AS ON MARCH 2023 (B)			TOTAL SHISHU ACCOUNTS SANCT/DISB INCL. RENEWALS AS ON MARCH 2023 (A+B)			
		NO. OF A/C	AMT	NO. OF A/C	AMT	NO. OF A/C	AMT	NO. OF A/C	AMT	NO. OF A/C	AMT	NO. OF A/C	AMT	NO. OF A/C	AMT	NO. OF A/C	AMT
1	LEAD BANKS																
2	STATE BANK OF INDIA	26590	364	26590	362	1336	2691	1336	2691	603	1700	29281	1700	29281	965		
3	CENTRAL BANK OF INDIA	798	155	798	143	1693	5256	1693	5256	1675	1848	6054	1848	6054	1818		
4	PUNJAB NATIONAL BANK	3385	1149	3385	1149	766	3006	766	3006	1915	1915	5662	1915	5662	1915		
5	CANARA BANK	4074	1293	4050	1293	64	45	4138	45	17	1316	4095	1316	4095	1310		
6	UCO BANK	3526	1743	3119	1493	645	1323	645	1323	621	2388	4384	2388	4384	2114		
7	BANK OF BARODA	3337	907	3336	907	1505	3150	1505	3150	1481	1780	6486	1780	6486	2388		
8	UNION BANK OF INDIA	4653	1714	4653	1714	66	145	66	145	66	4798	4798	4798	4798	1780		
9	OTHER BANKS																
10	BANK OF INDIA	1497	458	1327	418	58	116	58	116	50	516	1429	516	1429	468		
11	BANK OF MAHARASHTRA	86	43	86	43	0	0	0	0	0	43	86	43	86	43		
12	INDIAN BANK	1195	234	1195	234	340	5959	340	5959	340	574	7154	574	7154	574		
13	INDIAN OVERSEAS BANK	120	43	120	43	9	21	9	21	8	142	141	142	141	51		
14	PUNJAB AND SIND BANK	2	1	2	1	0	0	0	0	0	2	1	2	1	1		
15	Total Public Sector Bank	49263	8104	48661	7800	6441	21732	6441	21732	5627	70995	69572	70995	69572	13427		
16	PRIVATE BANKS																
17	IDBI	0	0	0	0	0	0	0	0	0	0	0	0	0	0	0	
18	ICICI BANK	7097	1661	7097	1661	0	0	0	0	0	7097	1661	7097	1661	1661		
19	FEDERAL BANK	78	38	78	38	0	0	0	0	0	78	38	78	38	13		
20	JAMMU KASHMIR BANK	0	0	0	0	0	0	0	0	0	0	0	0	0	0	0	
21	SOUTH INDIAN BANK	0	0	0	0	0	0	0	0	0	0	0	0	0	0	0	
22	AXIS BANK	0	0	0	0	0	0	0	0	0	0	0	0	0	0	0	
23	HDFC BANK	28162	9695	28162	9695	0	0	0	0	0	28162	9695	28162	9695	9695		
24	INDUSIND BANK	906109	257646	906109	257646	0	0	0	0	0	906109	257646	906109	257646	257646		
25	KARNATAKA BANK	0	0	0	0	0	0	0	0	0	0	0	0	0	0	0	
26	KOTAK MAHINDRA	0	0	0	0	0	0	0	0	0	0	0	0	0	0	0	
27	YES BANK	4586	1403	4586	1403	0	0	0	0	0	4586	1403	4586	1403	1403		
28	BANDHAN BANK	612725	247196	612725	247196	0	0	0	0	0	612725	247196	612725	247196	247196		
29	RBL BANK	217597	88471	217597	88471	0	0	0	0	0	217597	88471	217597	88471	88471		
30	IDFC FIRST BANK Ltd	0	0	0	0	108	38	108	38	38	108	38	108	38	38	38	
31	Karur Vysya Bank	0	0	0	0	0	0	0	0	0	0	0	0	0	0	0	
32	Total Private Sector Bank	1776354	606110	1776305	506085	38	108	38	108	38	606148	1776413	606148	1776413	606123		
33	Total COMM. BANKS	1825617	614214	1824966	513885	21840	6479	21840	6479	5665	1847457	620693	1845985	619550	619550		
34	CO-OPERATIVE BANKS																
35	STATE CO-OP. BANK	0	0	0	0	0	0	0	0	0	0	0	0	0	0	0	
36	Total Cooperative Bank	0	0	0	0	0	0	0	0	0	0	0	0	0	0	0	
37	REGIONAL/RURAL BANKS																
38	DAKSHIN BIHAR GRAMIN BANK	4191	1790	4191	1502	0	0	0	0	0	4191	1790	4191	1790	1502		
39	UTTAR BIHAR GRAMIN BANK	1304	553	1303	502	2063	4261	2063	4261	1621	5565	2616	5565	2616	2123		
40	Total Region Rural Bank	5495	2343	5494	2004	2063	4261	2063	4261	1621	9756	4406	9756	4406	3625		
41	SMALL FINANCE BANK																
42	JANA SFB	0	0	0	0	0	0	0	0	0	0	0	0	0	0	0	
43	UTKARSH SFB	246258	78946	244964	77646	0	0	0	0	0	246258	78946	244964	77646	77646		
44	UJIVAN SFB	136168	63307	136168	63307	0	0	0	0	0	136168	63307	136168	63307	63307		
45	ESAF	19236	7070	19236	7070	0	0	0	0	0	19236	7070	19236	7070	7070		
46	Total Small Financial Bank	401662	149323	400368	148023	0	0	0	0	0	401662	149323	400368	148023	148023		
47	TOTAL FOR BIHAR	2232774	765880	2230828	763912	8542	26101	8542	26101	7286	2258875	774422	2256108	771198	771198		

**STATE LEVEL BANKERS' COMMITTEE BIHAR, PATNA**  
( CONVENOR- STATE BANK OF INDIA )

BANKWISE PERFORMANCE UNDER PRADHAN MANTRI MUDRA YOJNA (KISHORE CATEGORY- LOAN FROM Rs. 50,001 TO Rs. 5,00,000 ) FY : 2022-23 AS ON : 31.03.2023

Sl. NO	BANK NAME	KISHORE ACCOUNTS SANCT/DISB EXCLUDING RENEWALS AS ON MARCH 2023 (A)				KISHORE ACCOUNTS RENEWED SANCT/DISB AS ON MARCH 2023 (B)				TOTAL KISHORE ACCOUNTS SANCT/DISB INCL. RENEWALS AS ON MARCH 2023 (A+B)			
		SANCTIONED		DISBURSED		SANCTIONED		DISBURSED		SANCTIONED		DISBURSED	
		NO. OF A/C	AMT	NO. OF A/C	AMT	NO. OF A/C	AMT	NO. OF A/C	AMT	NO. OF A/C	AMT	NO. OF A/C	AMT
1	LEAD BANKS	48782	65706	48782	64300	12218	37104	103982	61000	103982	61000	101404	
2	STATE BANK OF INDIA	3127	8204	3127	7328	5845	15023	8972	23245	15023	8972	22351	
3	CENTRAL BANK OF INDIA	17753	7304	7304	17753	5332	12978	12636	30731	12636	7538	30731	
4	PUNJAB NATIONAL BANK	7454	19999	7454	19999	86	274	20275	7540	20275	7538	20273	
5	CANARA BANK	7540	10522	6058	9164	1126	1833	1764	8666	12355	7114	10928	
6	UCO BANK	5054	7040	5054	7020	6757	11141	18181	11811	18181	11811	18161	
7	BANK OF BARODA	7465	16205	7389	15986	410	679	16884	7875	16884	7586	16328	
8	UNION BANK OF INDIA	7974	23628	7672	21009	236	577	24205	8210	24205	7908	21586	
9	OTHER BANKS	61	122	61	122	0	0	122	61	122	61	122	
10	BANK OF MAHARASHTRA	1269	2233	1269	2233	6169	10380	7438	7438	12613	7438	12613	
11	INDIAN BANK	210	410	210	410	112	204	614	322	614	322	614	
12	INDIAN OVERSEAS BANK	53	155	53	155	0	0	155	53	155	53	155	
13	PUNJAB AND SIND BANK	96293	171977	94433	165479	38291	91385	263362	132439	263362	132439	255266	
14	Total Public Sector Bank	0	0	0	0	0	0	0	0	0	0	0	
15	PRIVATE BANKS	0	0	0	0	0	0	0	0	0	0	0	
16	IDBI	782	3351	782	3351	0	0	3351	782	3351	782	3351	
17	ICICI BANK	59	225	48	166	0	0	225	59	225	48	166	
18	FEDERAL BANK	0	0	0	0	0	0	0	0	0	0	0	
19	JAMMUI KASHMIR BANK	0	0	0	0	0	0	0	0	0	0	0	
20	SOUTH INDIAN BANK	0	0	0	0	0	0	0	0	0	0	0	
21	AXIS BANK	7305	13023	7305	13023	0	0	13023	7305	13023	7305	13023	
22	IDFC BANK	164001	108721	164001	108721	0	0	108721	164001	108721	164001	108721	
23	INDUSIND BANK	0	0	0	0	0	0	0	0	0	0	0	
24	KARNATAKA BANK	0	0	0	0	0	0	0	0	0	0	0	
25	YES BANK	0	0	0	0	0	0	0	0	0	0	0	
26	KOTAK MAHINDRA	773117	647463	773117	647463	0	0	647463	773117	647463	773117	647463	
27	RBL BANK	0	0	0	0	0	0	0	0	0	0	0	
28	BANDHAN BANK	0	0	0	0	243	633	633	243	633	243	633	
29	IDFC FIRST BANK Ltd	0	0	0	0	0	0	0	0	0	0	0	
30	Karur Vysya Bank	945264	772783	945253	712724	243	633	773416	945507	773416	945496	773357	
31	Total Private Sector Bank	1041557	944760	1032686	938203	38534	92018	1036778	1080091	1036778	1077935	1028623	
32	Total COMM. BANKS	0	0	0	0	0	0	0	0	0	0	0	
33	CO-OPERATIVE BANKS	0	0	0	0	0	0	0	0	0	0	0	
34	STATE CO-OP. BANK	0	0	0	0	0	0	0	0	0	0	0	
35	Total Cooperative Bank	0	0	0	0	0	0	0	0	0	0	0	
36	REGIONAL RURAL BANKS	20920	58624	20920	37056	0	0	58614	20920	58614	20920	37056	
37	DAKSHIN BIHAR GRAMIN BANK	37534	50680	37534	46431	30297	66084	116764	67831	116764	67831	84104	
38	UTTAR BIHAR GRAMIN BANK	58454	109294	58454	83487	30297	66084	175378	88751	175378	88751	121160	
39	Total Region Rural Bank	68	185	68	185	0	0	185	68	185	68	185	
40	SMALL FINANCE BANK	316722	215700	316722	215700	0	0	215700	316722	215700	316722	215700	
41	JANA SFB	102426	84345	102426	84345	0	0	84345	102426	84345	102426	84345	
42	UTKARSH SFB	2687	3964	2687	3964	0	0	3964	2687	3964	2687	3964	
43	UJJWAN SFB	423180	302917	423180	302917	0	0	302917	423180	302917	423180	302917	
44	ESAF	1523191	1356971	1523191	1356971	68831	158102	1515073	1592022	1515073	1589866	1452700	
45	Total Small Financial Bank	1523191	1356971	1523191	1356971	68831	158102	1515073	1592022	1515073	1589866	1452700	
46	TOTAL FOR BIHAR	1523191	1356971	1523191	1356971	68831	158102	1515073	1592022	1515073	1589866	1452700	

**STATE LEVEL BANKERS' COMMITTEE BIHAR, PATNA**  
( CONVENOR- STATE BANK OF INDIA )

**BANKWISE PERFORMANCE UNDER PRADHAN MANTRI MUDBRA YOJNA (TARUN CATEGORY- LOAN FROM Rs. 5,00,000 TO Rs. 10,00,000) FY : 2022-23 AS ON : 31.03.2023**

SL NO	BANK NAME	MARCH 2023 (A)				MARCH 2023 (B)				TOTAL TARUN ACCOUNTS SANCT/DISB INCL. RENEWALS AS ON MARCH 2023 (A+B)				
		SANCTIONED		DISBURSED		SANCTIONED		DISBURSED		SANCTIONED		DISBURSED		
		NO. OF A/C	AMT	NO. OF A/C	AMT	NO. OF A/C	AMT	NO. OF A/C	AMT	NO. OF A/C	AMT	NO. OF A/C	AMT	
1	LEAD BANKS													
2	STATE BANK OF INDIA	4435	35860	4435	34348	7395	64321	7395	64101	11850	100181	11850	94449	
1	CENTRAL BANK OF INDIA	1555	12379	1555	11458	2136	18039	2136	18020	3671	18020	3671	29478	
3	PUNJAB NATIONAL BANK	6047	49112	6043	49077	4455	35859	4425	35859	10502	84971	10468	84936	
4	CANARA BANK	1238	9990	1238	9985	46	397	46	397	1284	10387	1284	10382	
5	UCO BANK	1918	11089	1734	10175	468	3662	360	2500	14751	2094	14751	12675	
6	BANK OF BARODA	1294	7133	1293	7134	1198	7053	1193	7012	2492	14192	2486	14146	
7	UNION BANK OF INDIA	2168	18243	2168	18243	0	0	0	0	2168	18243	2168	18243	
8	OTHER BANKS													
8	BANK OF INDIA	4443	36835	4390	32677	172	1034	172	1033	4615	37873	4562	33710	
9	BANK OF MAHARASHTRA	80	565	80	565	0	0	0	0	80	565	80	565	
10	INDIAN BANK	693	4556	693	4556	3721	22348	3721	22348	4414	26904	4414	26904	
11	INDIAN OVERSEAS BANK	67	491	67	491	41	260	41	260	108	751	108	751	
12	PUNJAB AND SIND BANK	78	670	78	670	0	0	0	0	78	670	78	670	
	Total Public Sector Bank	23996	186932	23754	179579	19632	152973	19489	151530	43628	339905	43243	330909	
	PRIVATE BANKS													
13	IDBI	0	0	0	0	0	0	0	0	0	0	0	0	
14	ICICI BANK	1796	14090	1796	14090	0	0	0	0	1796	14090	1796	14090	
15	FEDERAL BANK	67	572	53	429	0	0	0	0	67	572	53	429	
16	JAMMU KASHMIR BANK	0	0	0	0	0	0	0	0	0	0	0	0	
17	SOUTH INDIAN BANK	0	0	0	0	0	0	0	0	0	0	0	0	
18	AXIS BANK	0	0	0	0	0	0	0	0	0	0	0	0	
19	HDFC BANK	4568	31511	4568	31311	0	0	0	0	4568	31311	4568	31311	
20	INDUSIND BANK	357	2215	357	2215	0	0	0	0	357	2215	357	2215	
21	KARNATAKA BANK	0	0	0	0	0	0	0	0	0	0	0	0	
22	KOTAK MAHINDRA	0	0	0	0	0	0	0	0	0	0	0	0	
23	YES BANK	0	0	0	0	0	0	0	0	0	0	0	0	
24	BANDHAN BANK	1	6	1	6	0	0	0	0	1	6	1	6	
25	RBL BANK	0	0	0	0	0	0	0	0	0	0	0	0	
26	IDFC FIRST BANK Ltd	0	0	0	0	244	1694	243	1694	244	1694	243	1694	
27	Karur Vysya Bank	0	0	0	0	0	0	0	0	0	0	0	0	
	Total Private Sector Bank	6789	48194	6775	48051	244	1694	243	1694	7033	48888	7018	49745	
	Total CO/OP. BANKS	30785	235126	30529	227430	19876	154667	19732	153224	50661	389793	50261	380654	
28	STATE CO-OP. BANK	0	0	0	0	0	0	0	0	0	0	0	0	
	Total Cooperative Bank	0	0	0	0	0	0	0	0	0	0	0	0	
29	REGIONAL RURAL BANKS													
29	DAKSHIN BIHAR GRAMIN BANK	1201	7558	1201	7304	0	0	0	0	1201	7558	1201	7304	
30	UTTAR BIHAR GRAMIN BANK	112	902	112	825	196	1442	196	1115	308	2344	308	1940	
	Total Region Rural Bank	1313	8460	1313	8129	196	1442	196	1115	1509	9902	1509	9744	
	SMALL FINANCE BANK													
31	JANA SFB	0	0	0	0	0	0	0	0	0	0	0	0	
32	UTKARSH SFB	98	726	98	726	0	0	0	0	98	726	98	726	
33	UJIVAN SFB	0	0	0	0	0	0	0	0	0	0	0	0	
34	ESAF	0	0	0	0	0	0	0	0	0	0	0	0	
	Total Small Financial Bank	98	726	98	726	0	0	0	0	98	726	98	726	
	<b>TOTAL FOR BIHAR</b>	<b>32196</b>	<b>244312</b>	<b>31940</b>	<b>236285</b>	<b>20072</b>	<b>156109</b>	<b>19928</b>	<b>154339</b>	<b>52268</b>	<b>400421</b>	<b>51868</b>	<b>390624</b>	

**STATE LEVEL BANKERS' COMMITTEE BIHAR, PATNA**  
 (CONVENOR- STATE BANK OF INDIA)  
**BANKWISE PERFORMANCE UNDER PRADHAN MANTRI MUDRA YOJANA TOTAL, LOAN UP TO Rs. 10,00,000) FY: 2022-23 AS ON : 31.03.2023**

SL NO	BANK NAME	TOTAL ACCOUNTS SANCT/DISB EXCLUDING RENEWALS AS ON MARCH 2023 (A)						NO. OF TOTAL ACCOUNTS RENEWED SANCT/DISB AS ON MARCH 2023 (B)						TOTAL ACCOUNTS SANCT/DISB INCL. RENEWALS AS ON MARCH 2023 (A+B)					
		SANCTIONED		DISBURSED		AMT		SANCTIONED		DISBURSED		AMT		SANCTIONED		DISBURSED		AMT	
		NO. OF A/C	AMT	NO. OF A/C	AMT	NO. OF A/C	AMT	NO. OF A/C	AMT	NO. OF A/C	AMT	NO. OF A/C	AMT	NO. OF A/C	AMT	NO. OF A/C	AMT	NO. OF A/C	AMT
	LEAD BANKS																		
1	STATE BANK OF INDIA	79807	101930	79807	99010	22304	103933	22304	101808	102111	205863	102111	205863	102111	205863	102111	200818	200818	
2	CENTRAL BANK OF INDIA	5460	20737	5460	18929	13237	34773	13237	34718	18697	55510	18697	55510	18697	53647	18697	53647	53647	
3	PUNJAB NATIONAL BANK	68014	16736	16736	67979	12753	49603	12034	49603	29529	117617	28766	117617	28766	117582	28766	117582	117582	
4	CANARA BANK	12766	31282	12742	31277	196	696	175	688	12962	31978	12917	31978	12917	31965	12917	31965	31965	
5	UCO BANK	12984	23354	10911	20832	2917	6140	2681	4885	15901	29494	13592	29494	13592	25717	13592	25717	25717	
6	BANK OF BARODA	9685	15086	9683	15061	11105	19699	11100	19634	20790	34785	20783	34785	20783	34695	20783	34695	34695	
7	UNION BANK OF INDIA	14286	36162	14210	35943	555	745	342	408	14841	36907	14552	36907	14552	36351	14552	36351	36351	
8	OTHER BANKS																		
9	BANK OF INDIA	13914	60925	13389	54104	524	1669	510	1660	14438	62594	13899	62594	13899	55764	13899	55764	55764	
10	BANK OF MAHARASHTRA	227	730	227	730	0	0	0	0	227	730	227	730	227	730	227	730	730	
11	INDIAN BANK	3157	7023	3157	7023	15849	33068	15849	33068	19006	40091	19006	40091	19006	40091	19006	40091	40091	
12	INDIAN OVERSEAS BANK	397	944	397	944	175	473	174	472	572	1417	571	1417	571	1416	571	1416	1416	
13	PUNJAB AND SIND BANK	133	826	133	826	0	0	0	0	133	826	133	826	133	826	133	826	826	
14	Total Public Sector Bank	169552	367013	166848	352658	79655	250799	78406	246944	249207	617812	245254	617812	245254	599602	245254	599602	599602	
15	PRIVATE BANKS																		
16	IDBI	0	0	0	0	0	0	0	0	0	0	0	0	0	0	0	0	0	
17	ICICI BANK	9675	19102	9675	19102	0	0	0	0	9675	19102	9675	19102	9675	19102	9675	19102	19102	
18	FEDERAL BANK	204	835	130	608	0	0	0	0	204	835	130	608	204	835	130	608	608	
19	JAMMU KASHMIR BANK	0	0	0	0	0	0	0	0	0	0	0	0	0	0	0	0	0	
20	SOUTH INDIAN BANK	0	0	0	0	0	0	0	0	0	0	0	0	0	0	0	0	0	
21	AXIS BANK	0	0	0	0	0	0	0	0	0	0	0	0	0	0	0	0	0	
22	HDFC BANK	40035	54029	40035	54029	0	0	0	0	40035	54029	40035	54029	40035	54029	40035	54029	54029	
23	INDUSIND BANK	1070467	368582	1070467	368582	0	0	0	0	1070467	368582	1070467	368582	1070467	368582	1070467	368582	368582	
24	KARNATAKA BANK	0	0	0	0	0	0	0	0	0	0	0	0	0	0	0	0	0	
25	KOTAK MAHINDRA	0	0	0	0	0	0	0	0	0	0	0	0	0	0	0	0	0	
26	YES BANK	4586	1403	4586	1403	0	0	0	0	4586	1403	4586	1403	4586	1403	4586	1403	1403	
27	BANDHAN BANK	1385843	894665	1385843	894665	0	0	0	0	1385843	894665	1385843	894665	1385843	894665	1385843	894665	894665	
28	RBL BANK	217597	88471	217597	88471	0	0	0	0	217597	88471	217597	88471	217597	88471	217597	88471	88471	
29	IDFC FIRST BANK Ltd	0	0	0	0	595	2365	594	2365	595	2365	594	2365	595	2365	594	2365	2365	
30	Karur Vysya Bank	0	0	0	0	0	0	0	0	0	0	0	0	0	0	0	0	0	
31	Total Private Sector Bank	2728407	1427087	2728333	1426860	595	2365	594	2365	2729002	1429452	2728927	1429452	2728927	1429225	2728927	1429225	1429225	
32	Total CO-OP. BANKS	2897959	1794100	2895181	1779518	80250	253164	79000	249309	2978209	2047264	2974181	2047264	2974181	2028827	2974181	2028827	2028827	
33	REGIONAL RURAL BANKS																		
34	Total Cooperative Bank	0	0	0	0	0	0	0	0	0	0	0	0	0	0	0	0	0	
35	DAKSHIN BIHAR GRAMIN BANK	26312	67962	26312	45862	0	0	0	0	26312	67962	26312	67962	26312	45862	26312	45862	45862	
36	UTTAR BIHAR GRAMIN BANK	38950	52135	38949	47758	34754	69589	34754	40409	69589	147652	238594	147652	238594	147652	238594	147652	147652	
37	Total Region Rural Bank	65262	120097	65261	93620	34754	69589	34754	40409	100016	189686	100015	189686	100015	134029	100015	134029	134029	
38	SMALL FINANCE BANK																		
39	JANA SFB	68	185	68	185	0	0	0	0	68	185	68	185	68	185	68	185	185	
40	UTKARSH SFB	563078	295372	561784	294072	0	0	0	0	563078	295372	561784	295372	561784	294072	561784	294072	294072	
41	UJJIVAN SFB	238594	147652	238594	147652	0	0	0	0	238594	147652	238594	147652	238594	147652	238594	147652	147652	
42	ESAF	23200	9757	23200	9757	0	0	0	0	23200	9757	23200	9757	23200	9757	23200	9757	9757	
43	Total Small Financial Bank	824940	452966	823646	451666	0	0	0	0	824940	452966	823646	452966	823646	451666	823646	451666	451666	
44	TOTAL FOR BIHAR	3788161	2367163	3784038	2324804	115004	322753	113754	289718	3903165	2689916	3897842	2689916	3897842	2614522	3897842	2614522	2614522	

**STATE LEVEL BANKERS' COMMITTEE BIHAR, PATNA  
(CONVENOR- STATE BANK OF INDIA) FY : 2022-23**

**PRADHAN MANTRI JAN DHAN ACCOUNT (PMJDY) STATUS As on 31.03.2023**

Sl NO.	BANK NAME (1)	NO. OF PMJDY ACCOUNTS OPENED IN FY 2022-23 (2)			PMJDY ACCOUNTS IN BIHAR (3)			ACTIVE PMJDY ACCOUNTS IN (3) (4)			TOTAL NO. OF OVERDRAFTS SANCTIONED IN FY 2022-23			TOTAL (CUM.) NO. OF OVER DRAFTS SANCTIONED		
		NUMBER OF ACCOUNTS	BALANCE IN THE ACCOUNT (Rs. In Lakh)	BALANCE IN THE ACCOUNT (Rs. In Lakh)	NUMBER OF ACCOUNTS	BALANCE IN THE ACCOUNT (Rs. In Lakh)	NUMBER OF ACCOUNTS	BALANCE IN THE ACCOUNT (Rs. In Lakh)	NUMBER OF ACCOUNTS	TOTAL AMOUNT SANCTIONED (Rs. In Lakh)	NUMBER OF ACCOUNTS	TOTAL AMOUNT SANCTIONED (Rs. In Lakh)	NUMBER OF ACCOUNTS	TOTAL AMOUNT SANCTIONED (Rs. In Lakh)		
	<b>LEAD BANKS</b>															
1	STATE BANK OF INDIA	479329	16551	725685	19755449	18363391	716005	238147	5058	584289	11550	2				
2	CENTRAL BANK OF INDIA	504219	132	1484	4970563	3928538	1315	12	1	17259	82	1				
3	PUNJAB NATIONAL BANK	636653	169	2493	6447749	5034358	2203	3	1	210467	11812	1				
4	CANARA BANK	22195	1000	43400	755328	522589	32100	14886	212	255652	135	1				
5	UCO BANK	95432	52	984	4311541	2345546	762	15673	68	35462	604	0				
6	BANK OF BARODA	262063	3045	222135	5646940	4580012	210091	5123	213	16569	0	0				
7	UNION BANK OF INDIA	115786	108	1254	1864302	0	0	0	0	0	0	0				
	<b>OTHER BANKS</b>															
8	BANK OF INDIA	202031	49	1471	3336001	2392962	1327	0	0	51529	6	0				
9	BANK OF MAHARASHTRA	59014	24	24	59014	59014	24	0	0	0	0	0				
10	INDIAN BANK	114848	31	937	2293525	2007995	952	0	0	3538	1	0				
11	INDIAN OVERSEAS BANK	4158	3	44	107829	104964	36	0	0	0	0	0				
12	PUNJAB AND SIND BANK	60	1	10	656	576	7	5	0	20	1	0				
	<b>Total Public Sector Bank</b>	<b>2495848</b>	<b>21165</b>	<b>999921</b>	<b>49548897</b>	<b>39329945</b>	<b>964822</b>	<b>273849</b>	<b>5553</b>	<b>1174807</b>	<b>24193</b>	<b>0</b>				
	<b>PRIVATE BANKS</b>															
13	IDBI	891	0	0	96071	27960	0	0	0	200	0	0				
14	ICICI BANK	0	0	411	31148	31148	411	0	0	0	0	0				
15	FEDERAL BANK	36	1	2	1935	1935	2	0	0	0	0	0				
16	JAMMU KASHMIR BANK	8	2	0	0	0	0	0	0	0	0	0				
17	SOUTH INDIAN BANK	0	0	0	0	0	0	0	0	0	0	0				
18	AXIS BANK	0	0	8	25749	0	0	0	0	0	0	0				
19	IDFC BANK	12739	942	3045	98144	98144	3045	0	0	0	0	0				
20	INDUSIND BANK	1593	75	75	1593	1586	75	0	0	0	0	0				
21	KARNATAKA BANK	146	0	0	146	65	0	0	0	0	0	0				
22	KOTAK MAHINDRA	0	0	52	13415	1467	50	0	0	0	0	0				
23	YES BANK	0	0	0	16	0	0	0	0	0	0	0				
24	BANDHAN BANK	0	0	0	0	0	0	0	0	0	0	0				
25	RBL BANK	9	0	23	7910	2284	7	0	0	0	0	0				
26	IDFC FIRST BANK Ltd	9	0	2	66	56	2	0	0	0	0	0				
27	Karur Vysya Bank	3	1000	1000	3	8	45000	0	0	0	0	0				
	<b>Total Private Sector Bank</b>	<b>15425</b>	<b>2020</b>	<b>4618</b>	<b>276196</b>	<b>164653</b>	<b>48592</b>	<b>0</b>	<b>0</b>	<b>200</b>	<b>24193</b>	<b>0</b>				
	<b>Total COMM. BANKS</b>	<b>2511273</b>	<b>23185</b>	<b>1004539</b>	<b>49825093</b>	<b>39494598</b>	<b>1013414</b>	<b>273849</b>	<b>5553</b>	<b>1175007</b>	<b>24193</b>	<b>0</b>				
	<b>CO-OPERATIVE BANKS</b>															
28	STATE CO-OP. BANK	0	0	5	25897	34859	8	0	0	0	0	0				
	<b>Total Cooperative Bank</b>	<b>0</b>	<b>0</b>	<b>5</b>	<b>25897</b>	<b>34859</b>	<b>8</b>	<b>0</b>	<b>0</b>	<b>0</b>	<b>0</b>	<b>0</b>				
	<b>REGIONAL RURAL BANKS</b>															
29	DAKSHIN BIHAR GRAMIN BANK	334407	87	1883	5373943	5016738	1536	66704	13	66704	13	0				
30	UTTAR BIHAR GRAMIN BANK	291395	1047	117351	3509198	2008294	90238	0	0	2130946	572	0				
	<b>Total Region Rural Bank</b>	<b>625802</b>	<b>1134</b>	<b>119234</b>	<b>8883141</b>	<b>7025032</b>	<b>91774</b>	<b>66704</b>	<b>13</b>	<b>2197650</b>	<b>585</b>	<b>0</b>				
	<b>SMALL FINANC. BANK</b>															
31	JANA SFB	0	0	11	305	305	11	0	0	0	0	0				
32	UTKARSH SFB	0	0	0	0	0	0	0	0	0	0	0				
33	UJJVAN SFB	0	0	0	0	0	0	0	0	0	0	0				
34	ESAF	0	0	0	0	0	0	0	0	0	0	0				
	<b>Total Small Financial Bank</b>	<b>0</b>	<b>0</b>	<b>11</b>	<b>305</b>	<b>305</b>	<b>11</b>	<b>0</b>	<b>0</b>	<b>0</b>	<b>0</b>	<b>0</b>				
	<b>TOTAL FOR BIHAR</b>	<b>3137075</b>	<b>24319</b>	<b>1123789</b>	<b>58734436</b>	<b>46554794</b>	<b>1105207</b>	<b>340553</b>	<b>5566</b>	<b>3372657</b>	<b>24778</b>	<b>0</b>				

**STATE LEVEL BANKERS' COMMITTEE BIHAR, PATNA**  
(CONVENOR- STATE BANK OF INDIA) FY : 2022-23

**PROGRESS UNDER STAND UP INDIA (RECEIVED FROM SIDBI) AS ON AS ON 31.03.2023**

Bank Name	SC			ST			Women (General)			Total		
	No Of A/Cs	Sanctioned Amt	Disbursement Amt	No Of A/Cs	Sanctioned Amt	Disbursement Amt	No Of A/Cs	Sanctioned Amt	Disbursement Amt	No Of A/Cs	Sanctioned Amt	Disbursement Amt
		(Rs.In Crore)	(Rs.In Crore)		(Rs.In Crore)	(Rs.In Crore)		(Rs.In Crore)	(Rs.In Crore)		(Rs.In Crore)	(Rs.In Crore)
<b>Public Sector Banks</b>												
Bank of Baroda	3	1.39	0	0	0	0	34	8.72	0.65	37	10.11	0.65
Bank of Maharashtra	5	1.25	0	0	0	0	32	6.19	0.24	37	7.44	0.24
Canara Bank	6	0.82	0.62	1	0.11	0.08	44	7.55	4.03	51	8.48	4.72
Central Bank of India	2	0.59	0	1	0.24	0.1	46	14.58	8.19	49	15.41	8.29
Indian Bank	1	0.24	0.24	0	0	0	8	1.78	1.11	9	2.02	1.35
Indian Overseas Bank	1	0.1	0	0	0	0	7	1.2	0.59	8	1.3	0.59
Punjab and Sindh Bank	1	0.1	0	0	0	0	5	1.48	0	6	1.58	0
Punjab National Bank	8	1.3	0	7	1.67	0	13	2.17	0	28	5.14	0
State Bank of India	104	16.13	1.9	13	1.61	0.21	886	151.18	25.83	1003	168.92	27.95
UCO Bank	1	0.15	0	0	0	0	31	9.52	5.76	32	9.67	5.76
Union Bank of India	3	0.65	0	1	0.15	0.05	84	19.52	0.33	88	20.32	0.38
<b>Total</b>	<b>135</b>	<b>22.72</b>	<b>2.76</b>	<b>23</b>	<b>3.77</b>	<b>0.44</b>	<b>1190</b>	<b>223.91</b>	<b>46.72</b>	<b>1348</b>	<b>250.4</b>	<b>49.92</b>
<b>Regional Rural Banks</b>												
Dakshin Bihar Gramin Bank	0	0	0	0	0	0	9	2.05	0.1	9	2.05	0.1
Uttar Bihar Gramin Bank	2	0.2	0	0	0	0	2	0.2	0	4	0.4	0
<b>Total</b>	<b>2</b>	<b>0.2</b>	<b>0</b>	<b>0</b>	<b>0</b>	<b>0</b>	<b>11</b>	<b>2.25</b>	<b>0.1</b>	<b>13</b>	<b>2.45</b>	<b>0.1</b>
<b>Private Sector Banks</b>												
HDFC Bank	1	0.13	0	0	0	0	49	11.99	0	50	12.12	0
Kotak Mahindra Bank	4	1.39	1.07	0	0	0	3	1.05	0.27	7	2.45	1.34
<b>Total</b>	<b>5</b>	<b>1.52</b>	<b>1.07</b>	<b>0</b>	<b>0</b>	<b>0</b>	<b>52</b>	<b>13.04</b>	<b>0.27</b>	<b>57</b>	<b>14.57</b>	<b>1.34</b>
<b>Grand Total</b>	<b>142</b>	<b>24.44</b>	<b>3.83</b>	<b>23</b>	<b>3.77</b>	<b>0.44</b>	<b>1253</b>	<b>239.2</b>	<b>47.09</b>	<b>1418</b>	<b>267.42</b>	<b>51.36</b>

**STATE LEVEL BANKERS' COMMITTEE BIHAR, PATNA**

(CONVENOR- STATE BANK OF INDIA) FY : 2022-23

**PROGRESS UNDER STAND UP INDIA SINCE INCEPTION (RECEIVED FROM SIDBI) AS ON 31.03.2023**

Lender	SC			ST			Women (General)			Total		
	No Of A/Cs	Sanctioned Amt	Disbursement Amt	No Of A/Cs	Sanctioned Amt	Disbursement Amt	No Of A/Cs	Sanctioned Amt	Disbursement Amt	No Of A/Cs	Sanctioned Amt	Disbursement Amt
<b>Public Sector Banks</b>												
Bank of Baroda	78	15.92	2.15	2	0.32	0.32	342	68.63	18.54	422	84.87	21.01
Bank of India	51	7.15	6.2	4	0.48	0.24	839	127.23	110.92	894	134.86	117.35
Bank of Maharashtra	5	1.25	0	0	0	0	55	9.13	1.29	60	10.37	1.29
Canara Bank	39	5.12	2.37	8	1.38	0.59	563	119.18	61.18	610	125.67	64.15
Central Bank of India	9	1.84	0.49	2	0.54	0.4	138	37.89	22.41	149	40.26	23.3
Indian Bank	49	10.78	10.59	6	1.37	1.2	291	61.27	56.8	346	73.42	68.59
Indian Overseas Bank	1	0.1	0	1	0.11	0.04	11	6.59	3.04	43	6.79	3.08
Punjab and Sind Bank	1	0.1	0	1	0.1	0.1	28	6.14	1.77	30	6.34	1.87
Punjab National Bank	88	15.23	3.78	19	3.76	1.1	745	142.76	56.35	852	161.76	61.23
State Bank of India	159	25.82	7.58	20	2.66	0.98	1525	288.48	104.57	1704	316.95	113.12
UCO Bank	12	2.67	1.65	2	0.35	0.35	199	51.5	29.88	213	54.52	31.88
Union Bank of India	14	2.43	0.69	5	0.9	0.05	316	65.11	17.69	335	68.44	18.43
Total	506	88.41	35.51	70	11.95	5.37	5082	983.89	484.43	5658	1084.24	525.3
<b>Regional Rural Banks</b>												
Dakshin Bihar Gramin Bank	145	24.24	0.99	0	0	0	198	36.31	10.28	343	60.55	11.27
Uttar Bihar Gramin Bank	9	0.9	0.28	0	0	0	36	4.46	2.68	45	5.37	2.96
Total	154	25.14	1.27	0	0	0	234	40.77	12.96	388	65.91	14.23
<b>Private Sector Banks</b>												
HDFC Bank	10	1.65	0	3	0.56	0	205	42.66	1.52	218	44.87	1.52
ICICI Bank	0	0	0	0	0	0	13	3.43	3.43	13	3.43	3.43
IDBI Bank	13	2.23	1.78	0	0	0	59	12.6	7.23	72	14.83	9
IndusInd Bank	2	0.36	0.36	0	0	0	13	2.58	2.26	15	2.94	2.62
Kotak Mahindra Bank	5	1.49	1.17	0	0	0	10	4.15	3.37	15	5.64	4.54
Total	30	5.74	3.31	3	0.56	0	300	65.41	17.8	333	71.71	21.1
<b>Grand Total</b>	<b>690</b>	<b>119.29</b>	<b>40.09</b>	<b>73</b>	<b>12.51</b>	<b>5.37</b>	<b>5616</b>	<b>1090.07</b>	<b>515.19</b>	<b>6379</b>	<b>1221.86</b>	<b>560.63</b>



**STATE LEVEL BANKERS' COMMITTEE BIHAR, PATNA**  
(CONVENOR - STATE BANK OF INDIA) FY : 2022 - 23

**PMIEGP DATA FROM KVIC ONLINE PORTAL (1ST LOAN) 01.04.2022 TO 31.03.2023**

S N	Name	Target (Nos)	Forwarded to Bank		Sanctioned by Bank		% Sanction	Margin Money Claimed		MM Disbursed		% Disb	Referred back for Rectification		Returned by Bank		% Return	Pending at bank		% Pending	Pending for MM Disbursement	
			No of Prj.	MM Involve (In Lakh)	No of Prj.	MM Involve (In Lakh)		No of Prj.	H/C X 100	No of Prj.	MM Involve (In Lakh)		No of Prj.	MM (In Lakh)	L/C x100	No of Prj.		MM (In Lakh)	No of Prj.		MM (In Lakh)	R/F x100
(A)	(B)		(F)	(G)	(H)	(I)	(J)	(K)	(L)	(M)	(N)	(O)	(P)	(Q)	(R)	(S)	(T)	(U)	(V)	(W)	(X)	(Y)
1	STATE BANK OF INDIA	1895	10200	38021.47	1963	4667.12	103.59	1539	3711.27	1045	2139.47	55.15	150	327.42	7775	29345.02	76.23	477	2179.76	4.68	551	1721.28
2	PUNJAB NATIONAL BANK	1295	7225	28066.27	1549	5275.01	119.61	1309	4309.55	893	2763.18	68.96	127	403.11	5212	20540.53	72.14	496	2302.95	6.87	518	1853.47
3	CENTRAL BANK OF INDIA	905	3593	14314.46	790	3640.19	87.29	457	1969.66	274	1133.2	30.28	72	323.41	2768	10520.32	77.04	74	272.04	2.06	206	928.23
4	DAKSHIN BIHAR GRAMIN BANK	533	3049	8964.98	707	1319.64	132.65	531	886.17	344	472.61	64.54	88	146.72	1451	4709.42	47.59	893	2928.68	29.29	199	445.19
5	BANK OF INDIA	657	3345	11923.58	636	1919.68	96.80	554	1692.06	356	1077.33	54.19	115	314.22	2496	8999.33	74.62	243	1006.54	7.26	244	765.54
6	CANARA BANK	560	2087	8482.37	553	2074.6	98.75	411	1456.8	302	1048.53	53.93	56	188.76	1528	6274.55	75.22	23	93	93	140	595.95
7	BANK OF BARODA	551	2324	8829.26	537	2221.84	97.46	328	1406.71	219	881.28	39.75	68	290.53	1577	5737.17	67.86	254	1000.24	10.93	151	673.96
8	INDIAN BANK	545	2266	8678.4	522	1800.86	95.78	280	927.34	165	520.31	30.28	50	157.31	1599	6079.14	70.56	169	819.6	7.46	133	474.21
9	UTTAR BIHAR GRAMIN BANK	512	2581	7088.72	517	1165.75	100.98	445	983.01	345	704.02	67.38	31	72.6	1752	4820.14	67.88	313	1009.92	12.13	115	316.6
10	UNION BANK OF INDIA	426	1840	6798.03	442	1536.47	103.76	321	1190.63	198	685.59	46.48	54	188.58	1274	4662.14	69.24	140	610.82	7.61	146	582.39
11	UCO BANK	425	1848	5469.13	440	959.25	103.53	302	655.32	206	340.5	48.47	40	106.35	1401	4346.03	75.81	14	55.45	0.76	104	323.2
12	INDIAN OVERSEAS BANK	104	364	1404.81	96	333.57	92.31	64	248.43	45	156.22	43.27	6	34.62	250	964.13	68.68	20	92.61	5.49	23	103.21
13	IDBI BANK	75	311	1240.29	44	184.1	58.67	39	142.28	30	101.39	40.00	9	43.94	241	918.09	77.49	29	144.07	9.32	11	48.79
14	BANK OF MAHARASHTRA	45	209	937.58	32	72.13	71.11	21	50.06	13	40.29	28.89	8	13.56	151	660.64	72.25	28	164.53	13.40	13	31.84
15	HDFC BANK	50	311	1372.33	17	18.32	34.00	9	3.76	6	2.75	12.00	3	1.01	59	251.94	18.97	239	1074.11	76.85	3	1.01
16	ICICI BANK LIMITED	50	166	710.92	16	13.91	32.00	8	7.86	7	6.61	14.00	1	1.25	54	208.76	32.53	99	446.53	59.64	1	1.25
17	PUNJAB AND SIND BANK	21	84	326.41	12	29.73	57.4	11	33.23	6	21.95	28.57	3	6.35	61	248.3	72.62	15	60.6	17.86	5	11.28
18	AXIS BANK LTD	75	280	1263.15	5	10.15	6.67	4	8.75	2	7	2.67	2	1.75	36	159.61	12.86	243	1102.04	86.79	2	1.75
19	FEDERAL BANK	20	24	103.63	3	35.8	15.00	2	18.38	2	18.38	10.00	0	0	16	51.68	66.67	5	16.15	20.83	0	0
20	INDUSIND BANK	25	45	146.06	1	2.63	4.00	0	0	0	0	0.00	0	0	1	2.25	2.22	43	141.18	95.56	0	0
21	KARNATAKA BANK LTD	5	18	50.31	1	1.32	20.00	0	0	0	0	0.00	0	0	5	12.5	27.78	12	35.31	66.67	0	0
22	BANDHAN BANK LTD	50	136	480.21	0	0	0.00	0	0	0	0	0.00	0	0	46	138.47	33.82	90	341.74	66.18	0	0
23	BIHAR STATE COOP BANK	0	1	2.5	0	0	0.00	0	0	0	0	0.00	0	0	0	0	0.00	1	2.5	100.00	0	0
24	IDFC FIRST BANK LTD	0	0	0	0	0	0.00	0	0	0	0	0.00	0	0	0	0	0.00	0	0	0.00	0	0
25	JAMMU & KASHMIR BANK LTD	5	19	83.95	0	0	0.00	0	0	0	0	0.00	0	0	19	83.95	100.00	0	0	0.00	0	0
26	JANA SFB	0	0	0	0	0	0.00	0	0	0	0	0.00	0	0	0	0	0.00	0	0	0.00	0	0
27	KARUR VYSYA BANK	0	0	0	0	0	0.00	0	0	0	0	0.00	0	0	0	0	0.00	0	0	0.00	0	0
28	KOTAK MAHINDRA BANK LTD	30	54	189.36	0	0	0.00	0	0	0	0	0.00	0	0	4	14.75	7.41	50	174.61	92.59	0	0
29	Ujjivan SFB	0	0	0	0	0	0.00	0	0	0	0	0.00	0	0	0	0	0.00	0	0	0.00	0	0
30	UTKARSH SFB	0	0	0	0	0	0.00	0	0	0	0	0.00	0	0	0	0	0.00	0	0	0.00	0	0
31	YES BANK	0	0	0	0	0	0.00	0	0	0	0	0.00	0	0	0	0	0.00	0	0	0.00	0	0
Total		8859	42380	154948.18	8883	27282.07	100.27	6634	19701.27	4458	12120.61	50.32	883	2621.49	29776	105747.36	70.26	3970	16074.98	9.37	2567	8819.15

STATE LEVEL BANKERS' COMMITTEE BIHAR, PATNA  
CONVENOR- STATE BANK OF INDIA FY: 2022-23

SRNO.	BANK NAME	PRADHAN MANTRI SOCIAL SECURITY SCHEMES STATUS AS ON: 31.03.2023												
		NO. OF NEW ENROLLMENTS DONE DURING FY: 2022-23 (As On: 31.03.2023)	TOTAL NO. OF NEW ENROLLMENTS IN FORCE UPTO 31.03.2023 (NEW+RENEWAL)	NO. OF CLAIMS RECEIVED DURING FY: 2022-23 (As On: 31.03.2023)	TOTAL (CUM) NO. OF CLAIMS SETTLED UPTO 31.03.2023	NO. OF PMSBY CLAIMS RECEIVED DURING FY: 2022-23 (As On: 31.03.2023)	TOTAL (CUM) NO. OF PMSBY CLAIMS RECEIVED UPTO 31.03.2023	NO. OF PMSBY ENROLLMENTS DONE DURING FY: 2022-23 (As On: 31.03.2023)	TOTAL NO. OF PMSBY ENROLLMENTS IN FORCE UPTO 31.03.2023 (NEW+RENEWAL)	NO. OF CLAIMS SETTLED DURING FY: 2022-23 (As On: 31.03.2023)	TOTAL (CUM) NO. OF CLAIMS RECEIVED UPTO 31.03.2023	NO. OF PMSBY CLAIMS SETTLED DURING FY: 2022-23 (As On: 31.03.2023)	TOTAL (CUM) NO. OF PMSBY CLAIMS SETTLED UPTO 31.03.2023	NO. OF APY NEW ENROLLMENTS DONE DURING FY: 2022-23 (As On: 31.03.2023)
1	LEAD BANKS													
1	STATE BANK OF INDIA	1787708	4389162	1407	2372	2178	2908498	8052315	285	548	223	309	315846	1244691
2	CENTRAL BANK OF INDIA	45781	208459	16	417	362	159376	575492	0	63	0	48	39423	171511
3	UNJAB NATIONAL BANK	130934	580939	22	194	181	298862	2067115	18	175	10	134	134918	504827
4	CANARA BANK	103649	213270	60	94	44	168638	742591	9	26	3	20	24545	138267
5	UCO BANK	160980	248684	0	0	0	374074	579783	0	0	0	0	65080	171932
6	BANK OF BARODA	221457	364610	0	0	0	434532	1384549	0	0	0	0	38276	165603
7	UNION BANK OF INDIA	24790	131027	0	0	0	120370	418047	0	0	0	0	16403	132329
8	OTHER BANKS													
8	BANK OF INDIA	448658	897035	87	776	793	445521	1587229	87	207	57	170	70497	204538
9	BANK OF MAHARASHTRA	92815	92815	0	1	0	91215	91215	0	0	0	0	4463	4843
10	INDIAN BANK	78256	169284	0	0	0	141029	484630	0	0	0	0	47026	157351
11	INDIAN OVERSEAS BANK	2764	22077	0	0	0	3735	67584	0	0	0	0	4518	17697
12	PUNJAB AND SIND BANK	1479	4556	0	0	0	3425	14310	0	0	0	0	983	3608
	Total Public Sector Bank	3099271	7421918	1592	3854	3498	5150275	16065060	399	1019	293	681	761978	2917397
13	PRIVATE BANKS													
13	IDBI	1938	30385	0	0	0	3679	50242	0	0	0	0	5854	23671
14	KICI BANK	197	4379	0	0	0	62	5477	0	0	0	0	475	2325
15	FEDERAL BANK	196	978	0	0	0	356	1341	0	0	0	0	30	30
16	JAMMU KASHMIR BANK	1	41	0	0	0	1	65	0	0	0	0	0	0
17	SOUTH INDIAN BANK	0	0	0	0	0	0	0	0	0	0	0	0	0
18	AXIS BANK	0	0	0	0	0	0	0	0	0	0	0	0	0
19	IDFC BANK	759	20447	0	0	0	6827	41750	0	0	0	0	3489	20860
20	INDUSIND BANK	506	506	0	0	0	1033	1033	0	0	0	0	58	58
21	KARNATAKA BANK	0	0	0	0	0	0	0	0	0	0	0	0	0
22	KOTAK MAHINDRA	0	941	0	0	0	0	1369	0	0	0	0	0	641
23	YES BANK	0	21	0	0	0	0	18	0	0	0	0	2	2
24	BANDHAN BANK	0	0	0	0	0	0	0	0	0	0	0	426	4027
25	RBL BANK	0	2	0	0	0	0	2	0	0	0	0	0	87
26	IDFC FIRST BANK Ltd	0	419	0	0	0	0	2692	0	0	0	0	0	0
27	Karur Vysya Bank	5	55	0	0	0	25	50	0	0	0	0	0	5
	Total Private Sector Bank	3602	58174	0	0	0	11983	104039	0	0	0	0	10332	51706
	Total COMM. BANKS	3102873	7480092	1592	3854	3498	5162258	16169099	399	1019	293	681	772310	2969103
28	CO-OPERATIVE BANKS													
	STATE CO-OP. BANK	427	7487	12	12	12	1594	25013	0	0	0	0	29	1115
	Total Cooperative Bank	427	7487	12	12	12	1594	25013	0	0	0	0	29	1115
29	REGIONAL RURAL BANKS													
	DAKSHIN BIHAR GRAMIN B	21512	551490	620	2276	1880	352837	2463432	202	859	109	603	113003	686576
	UTTAR BIHAR GRAMIN BAN	105061	297351	576	2794	2503	397175	1467627	72	437	32	364	154336	488839
	Total Region Rural Bank	320373	848841	1196	5070	4383	750012	3931059	274	1296	141	967	267339	1175415
31	SMALL FINANCE BANK													
	JANA SFB	0	0	0	0	0	0	0	0	0	0	0	0	0
	UTKARSH SFB	0	0	0	0	0	0	0	0	0	0	0	681	681
	UJJIVAN SFB	0	0	0	0	0	0	0	0	0	0	0	0	0
	ESAF	0	0	0	0	0	0	0	0	0	0	0	375	719
	Total Small Financial bank	0	0	0	0	0	0	0	0	0	0	0	1056	1400
	TOTAL FOR BIHAR	3423673	8336420	2800	8936	7893	5913864	20125171	673	2315	434	1648	1040734	4147033

STATE LEVEL BANKERS' COMMITTEE BIHAR, PATNA											
(CONVENOR- STATE BANK OF INDIA) FY: 2022-23											
BANK WISE BRANCH, ATM, ATM CARD AND POS STATUS AS ON 31.03.2023											
SL	BANK NAME	BRANCH				ATM				ATM CARD	POS
		Rural	Semi-Urban	Urban	Total	Rural	Semi-Urban	Urban	Total		
	<b>LEAD BANKS</b>										
1	STATE BANK OF INDIA	376	374	234	984	281	1180	1431	2892	40308267	25160
2	CENTRAL BANK OF INDIA	198	138	92	428	87	89	74	250	8561229	366
3	PUNJAB NATIONAL BANK	423	163	113	699	247	217	326	790	11722912	1831
4	CANARA BANK	117	83	111	311	64	89	175	348	1346629	456
5	UCO BANK	110	69	56	235	69	54	44	167	139126	329
6	BANK OF BARODA	97	99	97	293	84	113	186	383	0	1434
7	UNION BANK OF INDIA	71	85	88	244	63	79	99	241	534498	607
	<b>OTHER BANKS</b>										
8	BANK OF INDIA	139	135	71	345	36	66	126	228	4858883	1718
9	BANK OF MAHARASHTRA	3	17	23	43	2	6	15	23	4464	0
10	INDIAN BANK	119	86	92	297	38	51	68	157	0	194
11	INDIAN OVERSEAS BANK	13	18	29	60	4	13	28	45	252181	118
12	PUNJAB AND SIND BANK	1	2	14	17	0	2	11	13	0	0
	<b>Total Public Sector Bank</b>	<b>1667</b>	<b>1269</b>	<b>1020</b>	<b>3956</b>	<b>995</b>	<b>1959</b>	<b>2583</b>	<b>5537</b>	<b>67728189</b>	<b>32213</b>
	<b>PRIVATE BANKS</b>										
13	IDBI	20	20	32	72	25	37	83	145	0	5969
14	ICICI BANK	12	46	60	124	20	76	236	332	0	3748
15	FEDERAL BANK	0	3	5	8	0	5	4	9	0	31
16	JAMMU KASHMIR BANK	0	0	1	1	0	0	0	0	2493	36
17	SOUTH INDIAN BANK	0	0	1	1	0	0	2	2	0	1
18	AXIS BANK	18	52	65	135	31	144	169	344	572042	11868
19	HDFC BANK	6	66	73	145	12	88	243	343	0	15772
20	INDUSIND BANK	5	4	32	41	6	3	53	62	0	0
21	KARNATAKA BANK	0	0	1	1	0	0	1	1	3000	7
22	KOTAK MAHINDRA	6	8	10	24	6	8	12	26	0	887
23	YES BANK	0	0	5	5	0	0	5	5	0	1207
24	BANDHAN BANK	298	267	92	657	0	10	26	36	0	642
25	RBL BANK	3	0	2	5	0	0	3	3	16324	9620
26	IDFC FIRST BANK Ltd	0	3	7	10	0	0	5	5	0	0
27	Karur Vysya Bank	0	0	1	1	0	0	1	1	1966	0
	<b>Total Private Sector Bank</b>	<b>368</b>	<b>469</b>	<b>393</b>	<b>1230</b>	<b>100</b>	<b>371</b>	<b>843</b>	<b>1314</b>	<b>595825</b>	<b>49788</b>
	<b>Total COMM. BANKS</b>	<b>2035</b>	<b>1738</b>	<b>1413</b>	<b>5186</b>	<b>1095</b>	<b>2330</b>	<b>3426</b>	<b>6851</b>	<b>68324014</b>	<b>32001</b>
	<b>CO-OPERATIVE BANKS</b>										
28	STATE CO-OP. BANK	185	53	56	294	82	38	68	188	209358	0
	<b>Total Cooperative Bank</b>	<b>185</b>	<b>53</b>	<b>56</b>	<b>294</b>	<b>82</b>	<b>38</b>	<b>68</b>	<b>188</b>	<b>209358</b>	<b>0</b>
	<b>REGIONAL RURAL BANKS</b>										
29	DAKSHIN BIHAR GRAMIN BANK	813	204	61	1078	0	0	0	0	2234901	0
30	UTTAR BIHAR GRAMIN BANK	639	349	44	1032	0	0	0	0	1146922	0
	<b>Total Region Rural Bank</b>	<b>1452</b>	<b>553</b>	<b>105</b>	<b>2110</b>	<b>0</b>	<b>0</b>	<b>0</b>	<b>0</b>	<b>3381323</b>	<b>0</b>
	<b>SMALL FINANCE BANK</b>										
31	JANA SFB	14	0	21	35	0	0	4	4	0	0
32	UTKARSH SFB	81	94	31	206	6	10	22	38	0	0
33	UJJIVAN SFB	6	18	18	42	10	10	17	37	14721	0
34	ESAF	2	2	6	10	1	0	5	6	84366	1
	<b>Total Small Financial Bank</b>	<b>103</b>	<b>114</b>	<b>76</b>	<b>293</b>	<b>17</b>	<b>20</b>	<b>48</b>	<b>85</b>	<b>99087</b>	<b>1</b>
	<b>TOTAL FOR BIHAR</b>	<b>3775</b>	<b>2458</b>	<b>1650</b>	<b>7883</b>	<b>1194</b>	<b>2388</b>	<b>3542</b>	<b>7124</b>	<b>72014282</b>	<b>82002</b>

STATE LEVEL BANKERS' COMMITTEE BIHAR, PATNA											
(CONVENOR- STATE BANK OF INDIA) FY : 2019-20											
DISTRICT WISE BRANCH, ATM, ATM CARD AND POS STATUS AS ON 31.03.2023											
SL	DISTRICT NAME	BRANCH				ATM				ATM CARD	POS
		Rural	Semi-Urban	Urban	Total	Rural	Semi-Urban	Urban	Total		
1	Araria	83	79	2	164	15	84	19	118	1678826	1003
2	Arwal	40	21	1	62	19	11	11	41	458692	242
3	Aurangabad	121	45	31	197	48	51	43	142	1977201	771
4	Banka	81	39	1	121	41	48	6	95	872083	442
5	Begusarai	89	99	40	228	37	75	91	203	1751911	1811
6	Bhagalpur	103	92	84	279	41	86	170	297	1855778	2546
7	Bhojpur	129	59	51	239	33	68	98	199	1808950	1757
8	Buxar	89	40	28	157	26	33	46	105	1184435	1257
9	Darbhanga	114	64	68	246	41	28	162	231	2462356	2194
10	East Champaran	116	140	41	297	45	93	93	231	3521486	1888
11	Gaya	184	39	86	309	57	72	205	334	3096813	2887
12	Gopalganj	119	69	1	189	49	91	15	155	1997201	1084
13	Jamui	74	48	1	123	14	45	4	63	1024650	793
14	Jehanabad	58	10	27	95	13	19	44	76	865721	552
15	Kaimur	87	33	1	121	14	50	4	68	1183177	619
16	Katihar	109	37	42	188	27	34	64	125	1887849	1066
17	Khagaria	50	67	3	120	21	52	11	84	773283	768
18	Kishanganj	63	23	24	110	9	37	31	77	1209271	550
19	Lakhisarai	45	39	1	85	6	28	4	38	562630	377
20	Madhepura	41	78	1	120	13	69	6	88	1522930	913
21	Madhubani	126	155	1	282	41	114	28	183	2747633	1663
22	Munger	62	31	47	140	17	39	62	118	1255047	797
23	Muzaffarpur	185	92	115	392	70	103	245	418	3134476	8468
24	Nalanda	144	64	44	252	29	77	82	188	1820663	1414
25	Nawada	84	58	2	144	8	61	7	76	1546909	814
26	Patna	218	171	564	953	109	162	1276	1547	6212134	27929
27	Purnea	104	53	73	230	34	30	109	173	2757414	1769
28	Rohtas	135	53	52	240	25	59	84	168	2175656	1772
29	Saharsa	50	29	28	107	8	44	60	112	1196543	772
30	Samastipur	164	124	4	292	44	143	24	211	2716446	1926
31	Saran	165	57	45	267	56	50	123	229	3014799	2549
32	Sheikhpura	31	30	1	62	4	34	5	43	460117	265
33	Sheohar	20	24	1	45	8	24	2	34	229233	264
34	Sitamarhi	60	105	1	166	28	84	14	126	1768579	914
35	Siwan	139	66	52	257	59	44	89	192	2433574	3412
36	Supaul	50	71	2	123	18	65	7	90	1737518	856
37	Vaishali	141	73	44	258	40	95	102	237	2337938	1668
38	West Champaran	102	81	40	223	27	86	96	209	2774361	1230
	<b>TOTAL FOR BIHAR</b>	<b>3775</b>	<b>2458</b>	<b>1650</b>	<b>7883</b>	<b>1194</b>	<b>2388</b>	<b>3542</b>	<b>7124</b>	<b>72014282</b>	<b>82002</b>

STATE LEVEL BANKERS' COMMITTEE BIHAR, PATNA						
(CONVENOR- STATE BANK OF INDIA) FY : 2022-23						
ATM NETWORK AS ON 31.03.2023						
Sl. No.	Banks Name	Number of ATMs				Total ATM Card issued No.
		No. of ATMs as on 31.12.2022 (A)	No. of ATMs opened during the Quarter 31.03.2023 (B)	No. of ATMs closed during the Quarter March 2023 (C)	Total No. of ATMs (D=A+B-C)	
	<b>LEAD BANKS</b>					
1	STATE BANK OF INDIA	2890	14	12	2892	40308267
2	CENTRAL BANK OF INDIA	190	60	0	250	8561229
3	FUNJAB NATIONAL BANK	790	0	0	790	11722912
4	CANARA BANK	348	0	0	348	1346629
5	UCO BANK	166	1	0	167	139126
6	BANK OF BARODA	383	0	0	383	0
7	UNION BANK OF INDIA	241	0	0	241	534498
	<b>OTHER BANKS</b>					
8	BANK OF INDIA	228	0	0	228	4858883
9	BANK OF MAHARASHTRA	23	0	0	23	4464
10	INDIAN BANK	157	0	0	157	0
11	INDIAN OVERSEAS BANK	45	0	0	45	252181
12	PUNJAB AND SIND BANK	13	0	0	13	0
	<b>Total Public Sector Bank</b>	<b>5474</b>	<b>75</b>	<b>12</b>	<b>5537</b>	<b>67728189</b>
	<b>PRIVATE BANKS</b>					
13	IDBI	143	2	0	145	0
14	ICICI BANK	329	6	3	332	0
15	FEDERAL BANK	9	0	0	9	0
16	JAMMU KASHMIR BANK	0	0	0	0	2193
17	SOUTH INDIAN BANK	2	0	0	2	0
18	AXIS BANK	244	0	0	344	572042
19	HDFC BANK	340	10	7	343	0
20	INDUSIND BANK	62	0	0	62	0
21	KARNATAKA BANK	1	0	0	1	3000
22	KOTAK MAHINDRA	26	0	0	26	0
23	YES BANK	4	1	0	5	0
24	BANDHAN BANK	34	2	0	36	0
25	RBL BANK	3	0	0	3	16324
26	IDFC FIRST BANK Ltd	5	0	0	5	0
27	Karur Vysya Bank	1	0	0	1	1966
	<b>Total Private Sector Bank</b>	<b>1303</b>	<b>21</b>	<b>10</b>	<b>1314</b>	<b>595825</b>
	<b>Total COMM. BANKS</b>	<b>6777</b>	<b>96</b>	<b>22</b>	<b>6851</b>	<b>68324014</b>
	<b>CO-OPERATIVE BANKS</b>					
28	STATE CO-OP. BANK	185	3	0	188	209358
	<b>Total Cooperative Bank</b>	<b>185</b>	<b>3</b>	<b>0</b>	<b>188</b>	<b>209358</b>
	<b>REGIONAL RURAL BANKS</b>					
29	DAKSHIN BIHAR GRAMIN BANK	0	0	0	0	2234901
30	UTTAR BIHAR GRAMIN BANK	0	0	0	0	1146922
	<b>Total Region Rural Bank</b>	<b>0</b>	<b>0</b>	<b>0</b>	<b>0</b>	<b>3381823</b>
	<b>SMALL FINANCE BANK</b>					
31	JANA SFB	4	0	0	4	0
32	UTKARSH SFB	38	0	0	38	0
33	UJJIVAN SFB	36	1	0	37	14721
34	ESAF	6	0	0	6	84366
	<b>Total Small Financial Bank</b>	<b>84</b>	<b>1</b>	<b>0</b>	<b>85</b>	<b>99087</b>
	<b>TOTAL FOR BIHAR</b>	<b>7046</b>	<b>100</b>	<b>22</b>	<b>7124</b>	<b>72014282</b>

STATE LEVEL BANKERS' COMMITTEE BIHAR, PATNA						
(CONVENOR- STATE BANK OF INDIA) FY : 2022-23						
ATM NETWORK AS ON 31.03.2023						
Sl. No.	District	Number of ATMs				Total ATM Card issued No.
		No. of ATMs as on 31.12.2022 (A)	No. of ATMs opened during the Quarter March 2023 (B)	No. of ATMs closed during the Quarter March 2023 (C)	Total No. of ATMs (D=A+B-C)	
1	Araria	116	3	1	118	1678826
2	Arwal	41	0	0	41	458692
3	Aurangabad	143	0	1	142	1977201
4	Banka	92	3	0	95	872083
5	Begusarai	201	2	0	203	1751911
6	Bhagalpur	295	3	1	297	1855778
7	Bhojpur	201	0	2	199	1808950
8	Buxar	104	1	0	105	1184435
9	Darbhanga	225	6	0	231	2462356
10	East Champaran	227	4	0	231	3521486
11	Gaya	331	3	0	334	3096813
12	Gopalganj	148	7	0	155	1997201
13	Jamui	62	1	0	63	1024650
14	Jehanabad	77	0	1	76	865721
15	Kaimur	68	1	1	68	1183177
16	Katihar	121	4	0	125	1887848
17	Khagaria	83	1	0	84	773283
18	Kishanganj	76	1	0	77	1209271
19	Lakhisarai	39	0	1	38	562630
20	Madhepura	88	1	1	88	1522930
21	Madhubani	181	3	1	183	2747633
22	Munger	118	1	1	118	1255047
23	Muzaffarpur	414	5	1	418	3134476
24	Nalanda	186	2	0	188	1820663
25	Nawada	75	1	0	76	1546909
26	Patna	1538	13	4	1547	6212134
27	Purnea	171	2	0	173	2757414
28	Rohtas	166	2	0	168	2175656
29	Saharsa	114	1	3	112	1196543
30	Samastipur	206	5	0	211	2716446
31	Saran	223	6	0	229	3014799
32	Sheikhpura	43	0	0	43	460117
33	Sheohar	34	0	0	34	229233
34	Sitamarhi	126	0	0	126	1768579
35	Siwan	192	2	2	192	2433574
36	Supaul	90	1	1	90	1737518
37	Vaishali	229	8	0	237	2337938
38	West Champaran	202	7	0	209	2774361
	<b>TOTAL FOR BIHAR</b>	<b>7046</b>	<b>100</b>	<b>22</b>	<b>7124</b>	<b>72014282</b>

STATE LEVEL BANKERS' COMMITTEE BIHAR, PATNA								
(CONVENOR- STATE BANK OF INDIA) FY : 2022-23								
CUMULATIVE REPORT AS ON : 31.03.2023								
SL NO.	BANK NAME	Total Fixed BCs /CSP(Banking Outlet) (A)	Other BCs/CSPs (Including Part Time Banking Outlet) (B)	Total BCs/CSPs C=(A+B)	Transaction details of BCAs			
					No of Accounts opened during FY : 2022-23	Amount (amt in Lacs) during FY : 2022-23	No. of (Debit/Credit) transaction mad in the A/c during FY : 2022-23	Amount of transaction (Debit/Credit) made in the a/c during FY : 2022-23 (Amt. in Lacs)
	<b>LEAD BANKS</b>							
1	STATE BANK OF INDIA	6516	0	6516	479389	99050	75635176	4998497
2	CENTRAL BANK OF INDIA	2248	4	2252	402249	501058	12052	149105
3	PUNJAB NATIONAL BANK	3270	0	3270	0	1256	1516928	48607
4	CANARA BANK	747	0	747	4829	26309	5004	82654
5	UCO BANK	952	0	952	33024	5835	7339	830
6	BANK OF BARODA	1524	0	1524	0	186659	15322840	239501
7	UNION BANK OF INDIA	1009	0	1009	144629	15908	101147	200651
	<b>OTHER BANKS</b>							
8	BANK OF INDIA	1259	0	1259	202031	4921	7769182	432750
9	BANK OF MAHARASHTRA	27	0	27	4059	30	3531	55
10	INDIAN BANK	720	0	720	96593	88	43501	35409
11	INDIAN OVERSEAS BANK	39	0	39	1672	246	42058	1300
12	PUNJAB AND SIND BANK	0	0	0	0	0	0	0
	<b>Total Public Sector Bank</b>	<b>18311</b>	<b>4</b>	<b>18315</b>	<b>1368475</b>	<b>842160</b>	<b>100458758</b>	<b>6189359</b>
	<b>PRIVATE BANKS</b>							
13	IDBI	157	0	157	0	0	0	0
14	ICICI BANK	754	0	754	0	0	0	0
15	FEDERAL BANK	0	0	0	0	0	0	0
16	JAMMU KASHMIR BANK	0	0	0	0	0	0	0
17	SOUTH INDIAN BANK	0	0	0	0	0	0	0
18	AXIS BANK	10	0	10	0	0	0	0
19	HDFC BANK	1204	28	1232	0	0	735685	25595
20	INDUSIND BANK	8461	2616	11077	0	0	0	0
21	KARNATAKA BANK	0	0	0	0	0	0	0
22	KOTAK MAHINDRA	0	647	647	0	0	0	0
23	YES BANK	0	0	0	0	0	0	0
24	BANDHAN BANK	0	0	0	0	0	0	0
25	RBL BANK	0	32038	32038	0	24	1733	31
26	IDFC FIRST BANK Ltd	1541	0	1541	8	0	0	0
27	Karur Vysya Bank	0	0	0	0	0	0	0
	<b>Total Private Sector Bank</b>	<b>12127</b>	<b>35329</b>	<b>47456</b>	<b>8</b>	<b>24</b>	<b>737418</b>	<b>25626</b>
	<b>Total COMM. BANKS</b>	<b>30438</b>	<b>35333</b>	<b>65771</b>	<b>1368483</b>	<b>842184</b>	<b>101196176</b>	<b>6214985</b>
	<b>CO-OPERATIVE BANKS</b>							
28	STATE CO-OP. BANK	0	0	0	0	0	0	0
	<b>Total Cooperative Bank</b>	<b>0</b>	<b>0</b>	<b>0</b>	<b>0</b>	<b>0</b>	<b>0</b>	<b>0</b>
	<b>REGIONAL RURAL BANKS</b>							
29	DAKSHIN BIHAR GRAMIN BANK	2917	0	2917	270089	4649	16584416	822802
30	UTTAR BIHAR GRAMIN BANK	3340	0	3340	157666	292663	45166841	578358
	<b>Total Region Rural Bank</b>	<b>6257</b>	<b>0</b>	<b>6257</b>	<b>427755</b>	<b>297312</b>	<b>61751257</b>	<b>1401160</b>
	<b>SMALL FINANCE BANK</b>							
31	JANA SFB	14	0	14	0	55	20478	597
32	UTKARSH SFB	0	0	0	1	0	0	0
33	UJJIVAN SFB	0	0	0	0	0	0	0
34	ESAF	9	0	9	0	0	0	0
	<b>Total Small Financial Bank</b>	<b>23</b>	<b>0</b>	<b>23</b>	<b>1</b>	<b>55</b>	<b>20478</b>	<b>597</b>
35	IPPB	10365	0	10365				
	<b>TOTAL FOR BIHAR</b>	<b>47083</b>	<b>35333</b>	<b>82416</b>	<b>1796239</b>	<b>1139551</b>	<b>162967911</b>	<b>7616742</b>

STATE LEVEL BANKERS' COMMITTEE BIHAR, PATNA								
(CONVENOR- STATE BANK OF INDIA) FY : 2022-23								
DISTRICT-WISE PERFORMANCE : Performance of Business Corrospondents (BCs) and Business Corrospondent Agents (BCAs)								
As On 31.03.2023								
SL NO.	DISTRICT NAME	Total Fixed BCs /CSP(Banking Outlet) (A)	Other BCs/CSPs (Including Part Time Banking Outlet) (B)	No of CSP/Bank Mitra Engaged C=(A+B)	Tranaction details of BCAs			
					No of Accounts opened during FY : 2022-23	Amount (amt in Lacs) during FY : 2022-23	No. of (Debit/Credit) transaction mad in the A/c during FY : 2022-23	Amount of transaction (Debit/Credit) made in the a/c during FY : 2022-23 (Amt. in Lacs)
1	Araria	1522	1738	3260	47717	38344	5387125	219926
2	Arwal	289	177	466	9665	1348	715476	43508
3	Aurangabad	960	714	1674	52564	9367	2443487	134368
4	Banka	956	854	1810	36573	10713	3009204	166664
5	Begusarai	1095	807	1902	27699	12013	3754012	234624
6	Bhagalpur	1234	813	2047	26800	11054	2753065	152700
7	Bhojpur	1379	504	1883	60845	12884	4653958	242130
8	Buxar	973	403	1376	27051	8641	2245500	117873
9	Darbhanga	2125	1756	3881	57586	60639	6108611	220214
10	East Champaran	1643	1867	3510	88757	89577	9166275	429502
11	Gaya	1733	1248	2981	66813	20568	5405932	255197
12	Gopalganj	1384	873	2257	67251	55874	6803476	362472
13	Jamui	1025	655	1680	31118	4492	1094716	57422
14	Jehanabad	601	357	958	25513	2993	3438028	198013
15	Kaimur	716	396	1112	45207	7211	2208944	104415
16	Katihar	1264	1074	2338	37681	37198	2981434	151709
17	Khagaria	1181	704	1885	86531	9233	2320935	149311
18	Kishanganj	869	739	1608	28144	24494	3344190	135301
19	Lakhisarai	385	287	672	25179	6444	1442718	89205
20	Madhepura	1039	1207	2246	39714	33122	3793391	262614
21	Madhubani	2574	1639	4213	54638	61637	6996579	264494
22	Munger	584	332	916	28725	5335	1799721	117947
23	Muzaffarpur	2229	1729	3958	59441	63124	8619803	269144
24	Nalanda	1403	534	1937	42822	11695	3642422	204789
25	Nawada	1045	757	1802	54956	11660	3336881	177689
26	Patna	1965	925	2890	61532	29904	3519535	183769
27	Purnea	1163	1455	2618	61866	49168	6135935	275368
28	Rohtas	965	1014	1979	62983	12349	3229396	170834
29	Saharsa	973	733	1706	31668	18245	3697713	145302
30	Samastipur	2333	1497	3830	58307	35021	5968659	383737
31	Saran	1735	1202	2937	64511	52322	8705309	340973
32	Sheikhpura	290	150	440	32128	12382	817214	52211
33	Sheohar	275	189	464	10421	11932	1207962	20738
34	Sitamarhi	1211	1559	2770	40596	49753	5538680	229103
35	Siwan	1227	686	1913	56107	58841	6642246	243708
36	Supaul	981	926	1907	48265	37974	4721857	238192
37	Vaishali	2489	1307	3796	66198	70054	6148573	269781
38	West Champaran	1268	1526	2794	72666	81946	9168949	361795
	<b>TOTAL FOR BIHAR</b>	<b>47083</b>	<b>35333</b>	<b>82416</b>	<b>1796239</b>	<b>1139551</b>	<b>162967911</b>	<b>7616742</b>



STATE LEVEL BANKERS' COMMITTEE BIHAR, PATNA			
(CONVENOR- STATE BANK OF INDIA) FY : 2022-23			
CUMULATIVE REPORT AS ON 31.03.2023			
BANKWISE PERFORMANCE : MOBILE BANKING & INTERNET BANKING			
SL. NO.	Bank Name	Mobile Banking	Internet Banking
	<b>LEAD BANKS</b>		
1	STATE BANK OF INDIA	1673343	4797074
2	CENTRAL BANK OF INDIA	482341	717544
3	PUNJAB NATIONAL BANK	1678749	2206679
4	CANARA BANK	503986	726856
5	UCO BANK	1121241	212052
6	BANK OF BARODA	1183299	312930
7	UNION BANK OF INDIA	2135567	907728
	<b>OTHER BANKS</b>		
8	BANK OF INDIA	6990	372012
9	BANK OF MAHARASHTRA	24346	39869
10	INDIAN BANK	470786	339748
11	INDIAN OVERSEAS BANK	24189	23572
12	PUNJAB AND SIND BANK	98952	18225
	<b>Total Public Sector Bank</b>	<b>9403789</b>	<b>10674289</b>
	<b>PRIVATE BANKS</b>		
13	IDBI	513198	281652
14	ICICI BANK	0	0
15	FEDERAL BANK	41150	14100
16	JAMMU KASHMIR BANK	436	412
17	SOUTH INDIAN BANK	2940	1330
18	AXIS BANK	458898	158992
19	HDFC BANK	0	0
20	INDUSIND BANK	56223	93110
21	KARNATAKA BANK	415	276
22	KOTAK MAHINDRA	207274	236847
23	YES BANK	0	0
24	BANDHAN BANK	0	0
25	RBL BANK	10323	2881
26	IDFC FIRST BANK Ltd	19351	103975
27	Karur Vysya Bank	3200	1015
	<b>Total Private Sector Bank</b>	<b>1313408</b>	<b>894590</b>
	<b>Total COMM. BANKS</b>	<b>10717197</b>	<b>11568879</b>
	<b>CO-OPERATIVE BANKS</b>		
28	STATE CO-OP. BANK	0	0
	<b>Total Cooperative Bank</b>	<b>0</b>	<b>0</b>
	<b>REGIONAL RURAL BANKS</b>		
29	DAKSHIN BIHAR GRAMIN BANK	598332	0
30	UTTAR BIHAR GRAMIN BANK	0	0
	<b>Total Region Rural Bank</b>	<b>598332</b>	<b>0</b>
	<b>SMALL FINANCE BANK</b>		
31	IANA SFB	18077	2732
32	UTKARSH SFB	53338	53338
33	UJJIVAN SFB	526887	267203
34	ESAF	12271	255
	<b>Total Small Financial Bank</b>	<b>610573</b>	<b>323528</b>
	<b>TOTAL FOR BIHAR</b>	<b>11926102</b>	<b>11892407</b>

STATE LEVEL BANKERS' COMMITTEE BIHAR, PATNA					
(CONVENOR- STATE BANK OF INDIA) FY : 2022-23					
MOBILE / AADHAAR SEEDING AND AUTHENTICATION STATUS As on 31.03.2023					
SI NO.	BANK NAME	TOTAL NUMBER OF ACTIVE ACCOUNTS IN BIHAR	TOTAL NO. OF ACCOUNTS SEEDED WITH MOBILE NUMBER	TOTAL NO. OF ACCOUNTS SEEDED WITH AADHAAR	TOTAL NO. OF ACCOUNTS AUTHENTICATED WITH UIDAI
	<b>LEAD BANKS</b>				
1	STATE BANK OF INDIA	18353391	13415030	13614406	13614406
2	CENTRAL BANK OF INDIA	10675484	7870508	8126996	7801916
3	PUNJAB NATIONAL BANK	18747053	13192288	13187372	13187309
4	CANARA BANK	3631795	3190945	3612527	1945523
5	UCO BANK	4700256	3661320	4561320	4561320
6	BANK OF BARODA	6574372	6514213	7213412	7012412
7	UNION BANK OF INDIA	3258689	2842573	3242829	2948833
	<b>OTHER BANKS</b>				
8	BANK OF INDIA	6969360	5124928	6389881	5692987
9	BANK OF MAHARASHTRA	107600	107600	98912	53253
10	INDIAN BANK	4234442	1801763	3109790	2478768
11	INDIAN OVERSEAS BANK	441589	358158	287286	269143
12	PUNJAB AND SIND BANK	120205	104282	93245	88354
	Total Public Sector Bank	77814236	58183608	63537976	59654224
	<b>PRIVATE BANKS</b>				
13	IDBI	634018	513198	445787	333354
14	ICICI BANK	418012	401291	293497	0
15	FEDERAL BANK	70200	63000	63500	57000
16	JAMMU KASHMIR BANK	11200	9523	7920	5435
17	SOUTH INDIAN BANK	4990	4990	3540	0
18	AXIS BANK	537508	504474	336214	323412
19	HDFC BANK	656913	602476	284660	256150
20	INDUSIND BANK	1352385	56223	567775	4985
21	KARNATAKA BANK	2544	2544	2132	449
22	KOTAK MAHINDRA	274941	274862	269624	155745
23	YES BANK	14330	14327	10249	8736
24	BANDHAN BANK	2716308	1604788	1072808	868082
25	RBL BANK	402775	402748	400382	5998
26	IDFC FIRST BANK Ltd	109676	109239	106692	10375
27	Karur Vysya Bank	1966	1966	1966	1966
	Total Private Sector Bank	7207766	4565649	3866746	2031687
	Total COMM. BANKS	85022002	62749257	67404722	61685911
	<b>CO-OPERATIVE BANKS</b>				
28	STATE CO-OP. BANK	2009420	771833	823248	211310
	Total Cooperative Bank	2009420	771833	823248	211310
	<b>REGIONAL RURAL BANKS</b>				
29	DAKSHIN BIHAR GRAMIN BANK	10654831	7212175	9896153	5727634
30	UTTAR BIHAR GRAMIN BANK	7961912	6723880	7382010	3630962
	Total Region Rural Bank	18616743	13936055	17278163	9358596
	<b>SMALL FINANCE BANK</b>				
31	JANA SFB	203162	202310	197956	197956
32	UTKARSH SFB	442506	424710	424710	0
33	UJJIVAN SFB	550293	549407	513948	0
34	ESAF	84632	84632	2	2
	Total Small Financial Bank	1280593	1261059	1136616	197958
	<b>TOTAL FOR BIHAR</b>	<b>106928758</b>	<b>78718204</b>	<b>86642749</b>	<b>71453775</b>

STATE LEVEL BANKERS' COMMITTEE BIHAR, PATNA							
(CONVENOR- STATE BANK OF INDIA) FY : 2022-23							
BANK WISE PROGRESS UNDER FARM CREDIT AS ON 31.03.2023							
SL. NO.	BANK NAME	TARGET	SANCTIONED		DISBURSED		ACHIEV %AGE
		AMOUNT	NO	AMOUNT	NO	AMOUNT	AMOUNT
	<b>LEAD BANKS</b>						
1	STATE BANK OF INDIA	701662	335190	549631	333956	547745	78.06
2	CENTRAL BANK OF INDIA	256606	267327	275487	267327	270100	105.26
3	PUNJAB NATIONAL BANK	502199	360195	402808	328817	345574	68.81
4	CANARA BANK	232463	71607	588277	67646	116624	50.17
5	UCO BANK	238337	60617	211936	59309	209067	87.72
6	BANK OF BARODA	308484	100704	220786	100704	186884	60.58
7	UNION BANK OF INDIA	85181	34513	67406	34512	67406	79.13
	<b>OTHER BANKS</b>						
8	BANK OF INDIA	175533	127757	82760	127447	69460	39.57
9	BANK OF MAHARASHTRA	375	737	1310	737	1310	349.33
10	INDIAN BANK	321162	27565	52544	27565	52544	16.36
11	INDIAN OVERSEAS BANK	39668	26596	46345	26665	46345	116.83
12	PUNJAB AND SIND BANK	663	124	495	124	495	74.66
	<b>Total Public Sector Bank</b>	<b>2862333</b>	<b>1412932</b>	<b>2499785</b>	<b>1374809</b>	<b>1913554</b>	<b>66.85</b>
	<b>PRIVATE BANKS</b>						
13	IDBI	20924	30328	30535	36439	35702	170.63
14	ICICI BANK	20365	49329	69303	49329	69303	340.30
15	FEDERAL BANK	683	4686	6062	4686	6062	887.55
16	JAMMU KASHMIR BANK	0	0	0	0	0	0.00
17	SOUTH INDIAN BANK	0	3	10	3	10	0.00
18	AXIS BANK	15823	3000	68443	999	32694	206.62
19	HDFC BANK	51779	261605	158095	261605	158095	305.33
20	INDUSIND BANK	14782	47814	16310	47814	16310	110.34
21	KARNATAKA BANK	0	3	13	3	13	0.00
22	KOTAK MAHINDRA	0	294467	134187	294467	134187	0.00
23	YES BANK	0	4467	1369	4467	1369	0.00
24	BANDHAN BANK	173956	177557	118196	177557	118196	67.95
25	RBL BANK	0	364468	159773	364468	159773	0.00
26	IDFC FIRST BANK Ltd	0	28056	10652	28056	10652	0.00
27	Karur Vysya Bank	0	0	0	0	0	0.00
	<b>Total Private Sector Bank</b>	<b>298312</b>	<b>1265783</b>	<b>772948</b>	<b>1269893</b>	<b>742366</b>	<b>248.86</b>
	<b>Total COMM. BANKS</b>	<b>3160645</b>	<b>2678715</b>	<b>3272733</b>	<b>2644702</b>	<b>2655920</b>	<b>84.03</b>
	<b>CO-OPERATIVE BANKS</b>						
28	STATE CO-OP. BANK	338193	98904	897865	98904	897865	265.49
	<b>Total Cooperative Bank</b>	<b>338193</b>	<b>98904</b>	<b>897865</b>	<b>98904</b>	<b>897865</b>	<b>265.49</b>
	<b>REGIONAL RURAL BANKS</b>						
29	DAKSHIN BIHAR GRAMIN BANK	781153	634179	899292	634179	899292	115.12
30	UTTAR BIHAR GRAMIN BANK	827867	700107	1181283	700065	1021634	123.41
	<b>Total Region Rural Bank</b>	<b>1609020</b>	<b>1334286</b>	<b>2080575</b>	<b>1334244</b>	<b>1920926</b>	<b>119.38</b>
	<b>SMALL FINANCE BANK</b>						
31	JANA SFB	7928	95271	46630	95271	46630	588.17
32	UTKARSH SFB	270176	425416	275999	425416	275999	102.16
33	UJJIVAN SFB	82041	182151	110882	182151	110882	135.15
34	ESAF	1997	16866	8523	16866	8523	426.79
	<b>Total Small Financial Bank</b>	<b>362142</b>	<b>719704</b>	<b>442034</b>	<b>719704</b>	<b>442034</b>	<b>122.06</b>
	<b>TOTAL FOR BIHAR</b>	<b>5470000</b>	<b>4831609</b>	<b>6693207</b>	<b>4797554</b>	<b>5916745</b>	<b>108.17</b>

STATE LEVEL BANKERS' COMMITTEE BIHAR, PATNA							
(CONVENOR- STATE BANK OF INDIA) FY : 2022-23							
BANK WISE PROGRESS UNDER AGRICULTURE INFRASTRUCTURE AS ON : 31.03.2023							
SL. NO.	BANK NAME	TARGET	SANCTIONED		DISBURSED		ACHIEV %AGE
		AMOUNT	NO.	AMOUNT	NO.	AMOUNT	AMOUNT
	<b>LEAD BANKS</b>						
1	STATE BANK OF INDIA	77872	195	344	195	344	0.44
2	CENTRAL BANK OF INDIA	28478	35	4005	35	4005	14.06
3	PUNJAB NATIONAL BANK	55735	648	4352	553	3712	6.66
4	CANARA BANK	25799	83	10567	79	9577	37.12
5	UCO BANK	26452	15	801	15	801	3.03
6	BANK OF BARODA	34236	99	1401	99	1401	4.09
7	UNION BANK OF INDIA	9454	30	1252	30	1252	13.24
	<b>OTHER BANKS</b>						
8	BANK OF INDIA	19481	31	1215	31	1069	5.49
9	BANK OF MAHARASHTRA	41	0	0	0	0	0.00
10	INDIAN BANK	35643	2396	3619	2396	3619	10.15
11	INDIAN OVERSEAS BANK	4402	105	4	105	4	0.09
12	PUNJAB AND SIND BANK	76	0	0	0	0	0.00
	Total Public Sector Bank	317669	3637	27560	3538	25784	8.12
	<b>PRIVATE BANKS</b>						
13	IDBI	3616	7	150	7	150	4.15
14	ICICI BANK	3518	0	0	0	0	0.00
15	FEDERAL BANK	117	0	0	0	0	0.00
16	JAMMU KASHMIR BANK	0	0	0	0	0	0.00
17	SOUTH INDIAN BANK	0	0	0	0	0	0.00
18	AXIS BANK	2734	0	0	0	0	0.00
19	HDFC BANK	8945	9774	9892	9774	9892	110.59
20	INDUSIND BANK	2554	0	0	0	0	0.00
21	KARNATAKA BANK	0	0	0	0	0	0.00
22	KOTAK MAHINDRA	0	0	0	0	0	0.00
23	YES BANK	0	0	0	0	0	0.00
24	BANDHAN BANK	30055	12394	6716	6443	6716	22.35
25	RBL BANK	0	0	0	0	0	0.00
26	IDFC FIRST BANK Ltd	0	0	0	0	0	0.00
27	Karur Vysya Bank	0	0	0	0	0	0.00
	Total Private Sector Bank	51539	22175	16758	16224	16758	32.52
	Total COMM. BANKS	369208	25812	44318	19762	42542	11.52
	<b>CO-OPERATIVE BANKS</b>						
28	STATE CO-OP. BANK	36007	0	0	0	0	0.00
	Total Cooperative Bank	36007	0	0	0	0	0.00
	<b>REGIONAL RURAL BANKS</b>						
29	DAKSHIN BIHAR GRAMIN BANK	90510	0	0	0	0	0.00
30	UTTAR BIHAR GRAMIN BANK	96028	3	77	3	37	0.04
	Total Region Rural Bank	186638	3	77	3	37	0.02
	<b>SMALL FINANCE BANK</b>						
31	JANA SFB	945	0	0	0	0	0.00
32	UTKARSH SFB	32190	0	0	0	0	0.00
33	UJIVAN SFB	9775	0	0	0	0	0.00
34	ESAF	237	0	0	0	0	0.00
	Total Small Financial Bank	43147	0	0	0	0	0.00
	<b>TOTAL FOR BIHAR</b>	<b>635000</b>	<b>25815</b>	<b>44395</b>	<b>19765</b>	<b>42579</b>	<b>6.71</b>

STATE LEVEL BANKERS' COMMITTEE BIHAR, PATNA									
(CONVENOR- STATE BANK OF INDIA) FY : 2022-23									
BANK-WISE PROGRESS UNDER ANCILLIARY ACTIVITIES AS ON 31.03.2023									
SL. NO.	BANK NAME	TARGET		SANCTIONED		DISBURSED		(Rs. In Lakh)	
		NO.	AMOUNT	NO.	AMOUNT	NO.	AMOUNT	ACHIEV %AGE	ACHIEV %AGE
LEAD BANKS									
1	STATE BANK OF INDIA	21452	100772	2005	12497	2001	12543	9.33	12.45
2	CENTRAL BANK OF INDIA	7841	36854	186	4856	186	4844	2.37	13.14
3	PUNJAB NATIONAL BANK	15354	72124	6640	94333	5663	80470	36.88	111.57
4	CANARA BANK	7115	33386	3257	47587	3184	36250	44.75	108.58
5	UCO BANK	7285	34230	348	8818	336	8471	4.61	24.75
6	BANK OF BARODA	9425	44305	8801	170732	8801	164592	93.38	371.50
7	UNION BANK OF INDIA	2604	12233	482	4985	482	4985	18.51	40.75
OTHER BANKS									
8	BANK OF INDIA	5368	25210	27177	64272	27177	63668	506.28	252.55
9	BANK OF MAHARASHTRA	13	54	0	0	0	0	0.00	0.00
10	INDIAN BANK	9814	46124	3718	39630	3718	39630	37.88	85.92
11	INDIAN OVERSEAS BANK	1224	5697	35	1763	35	1763	2.86	30.95
12	PUNJAB AND SIND BANK	21	97	83	390	83	390	395.24	402.06
	Total Public Sector Bank	87516	411086	52732	449863	51666	417606	59.04	101.59
PRIVATE BANKS									
13	IDBI	2441	13845	1200	5990	1197	5908	49.04	42.67
14	ICICI BANK	2382	13476	66	2492	66	2492	2.77	18.49
15	FEDERAL BANK	80	451	14	885	14	885	17.50	196.23
16	JAMMU KASHMIR BANK	0	0	0	0	0	0	0.00	0.00
17	SOUTH INDIAN BANK	0	0	0	0	0	0	0.00	0.00
18	AXIS BANK	1862	10471	0	0	0	0	0.00	0.00
19	HDFC BANK	6058	34262	316	25518	316	25518	5.22	74.48
20	INDUSIND BANK	1727	9780	1867523	666414	1867523	666414	108136.83	6814.05
21	KARNATAKA BANK	0	0	4	545	4	545	0.00	0.00
22	KOTAK MAHINDRA	0	0	2	851	2	851	0.00	0.00
23	YES BANK	0	0	11	895	11	895	0.00	0.00
24	BANDHAN BANK	20321	115109	29984	18504	29984	18504	1475.54	16.08
25	RBL BANK	0	0	104	1219	104	1219	0.00	0.00
26	IDFC FIRST BANK Ltd	0	0	0	0	0	0	0.00	0.00
27	Karur Vysya Bank	0	0	0	0	0	0	0.00	0.00
	Total Private Sector Bank	34871	197394	1899224	723313	2169081	723231	6220.30	366.39
	Total COMM. BANKS	122387	608480	1951956	1173176	2220747	1140837	1814.53	187.49
CO-OPERATIVE BANKS									
28	STATE CO-OP. BANK	8922	39770	0	0	0	0	0.00	0.00
	Total Cooperative Bank	8922	39770	0	0	0	0	0.00	0.00
REGIONAL RURAL BANKS									
29	DAKSHIN BIHAR GRAMIN BANK	21413	98046	0	0	0	0	0.00	0.00
30	UTTAR BIHAR GRAMIN BANK	22691	103907	0	0	0	0	0.00	0.00
	Total Region Rural Bank	44104	201953	0	0	0	0	0.00	0.00
SMALL FINANCE BANK									
31	JANA SFB	220	980	0	0	0	0	0.00	0.00
32	UTKARSH SFB	7444	33421	0	0	0	0	0.00	0.00
33	UJJIVAN SFB	2260	10148	0	0	0	0	0.00	0.00
34	ESAF	55	248	0	0	0	0	0.00	0.00
	Total Small Financial Bank	9979	44797	0	0	0	0	0.00	0.00
	TOTAL FOR BIHAR	185392	895000	1951956	1173176	2220747	1140837	1197.87	127.47

STATE LEVEL BANKERS' COMMITTEE BIHAR, PATNA									
(CONVENOR- STATE BANK OF INDIA) FY : 2022-23									
BANK WISE PROGRESS UNDER FARM MECHANISATION AS ON : 31.03.2023									
(Rs. In Lakh)									
SL. NO.	BANK NAME	TARGET		SANCTIONED		DISBURSED		ACHIEV %AGE	ACHIEV %AGE
		NO.	Amt	NO.	AMOUNT	NO.	AMOUNT	NO.	AMT
	<b>LEAD BANKS</b>								
1	STATE BANK OF INDIA	21752	65258	428	2696	428	2696	1.97	4.13
2	CENTRAL BANK OF INDIA	7953	23866	190	50	190	50	2.39	0.21
3	PUNJAB NATIONAL BANK	15565	46707	10052	11834	8576	10096	55.10	21.62
4	CANARA BANK	7205	21620	47	178	42	78	0.58	0.36
5	UCO BANK	7388	22166	0	0	0	0	0.00	0.00
6	BANK OF BARODA	9566	28690	277	1352	277	1352	2.90	4.71
7	UNION BANK OF INDIA	2646	7922	146	883	146	883	5.52	11.15
	<b>OTHER BANKS</b>								
8	BANK OF INDIA	5443	16326	165	325	165	301	3.03	1.84
9	BANK OF MAHARASHTRA	13	35	0	0	0	0	0.00	0.00
10	INDIAN BANK	9960	29869	986	3216	986	3216	9.90	10.77
11	INDIAN OVERSEAS BANK	1230	3689	40	125	40	125	3.25	3.39
12	PUNJAB AND SIND BANK	20	62	0	0	0	0	0.00	0.00
	<b>Total Public Sector Bank</b>	<b>88741</b>	<b>266210</b>	<b>12331</b>	<b>20659</b>	<b>10850</b>	<b>18797</b>	<b>12.23</b>	<b>7.06</b>
	<b>PRIVATE BANKS</b>								
13	IDBI	645	1953	0	0	0	0	0.00	0.00
14	ICICI BANK	626	1901	0	0	0	0	0.00	0.00
15	FEDERAL BANK	21	64	0	0	0	0	0.00	0.00
16	JAMMU KASHMIR BANK	0	0	0	0	0	0	0.00	0.00
17	SOUTH INDIAN BANK	0	0	0	0	0	0	0.00	0
18	AXIS BANK	493	1477	0	0	0	0	0.00	0
19	HDFC BANK	1615	4832	226783	92893	226783	92893	14042.29	1922.45
20	INDUSIND BANK	460	1379	0	0	0	0	0.00	0.00
21	KARNATAKA BANK	0	0	0	0	0	0	0.00	0.00
22	KOTAK MAHINDRA	0	0	0	0	0	0	0.00	0.00
23	YES BANK	0	0	0	0	0	0	0.00	0.00
24	BANDHAN BANK	5414	16234	0	0	0	0	0.00	0.00
25	RBL BANK	0	0	0	0	0	0	0.00	0.00
26	IDFC FIRST BANK Ltd	0	0	2904	1097	2904	1097	0.00	0.00
27	Karur Vysya Bank	0	0	0	0	0	0	0.00	0.00
	<b>Total Private Sector Bank</b>	<b>9274</b>	<b>27840</b>	<b>229687</b>	<b>93990</b>	<b>229687</b>	<b>93990</b>	<b>2476.68</b>	<b>337.61</b>
	<b>Total COMM. BANKS</b>	<b>38015</b>	<b>294050</b>	<b>242018</b>	<b>114649</b>	<b>240537</b>	<b>112787</b>	<b>245.41</b>	<b>38.36</b>
	<b>CO-OPERATIVE BANKS</b>								
28	STATE CO-OP. BANK	10547	31651	0	0	0	0	0.00	0.00
	<b>Total Cooperative Bank</b>	<b>10547</b>	<b>31651</b>	<b>0</b>	<b>0</b>	<b>0</b>	<b>0</b>	<b>0.00</b>	<b>0.00</b>
	<b>REGIONAL RURAL BANKS</b>								
29	DAKSHIN BIHAR GRAMIN BANK	24536	73010	627	1357	627	1357	2.58	1.86
30	UTTAR BIHAR GRAMIN BANK	25792	77376	0	0	0	0	0.00	0.00
	<b>Total Region Rural Bank</b>	<b>50128</b>	<b>150386</b>	<b>627</b>	<b>1357</b>	<b>627</b>	<b>1357</b>	<b>1.25</b>	<b>0.90</b>
	<b>SMALL FINANCE BANK</b>								
31	JANA SFB	248	742	0	0	0	0	0.00	0.00
32	UTKARSH SFB	8434	25301	0	0	0	0	0.00	0.00
33	UJJIVAN SFB	2561	7683	0	0	0	0	0.00	0.00
34	ESAF	62	187	69	39	69	39	111.29	20.86
	<b>Total Small Financial Bank</b>	<b>11305</b>	<b>33913</b>	<b>69</b>	<b>39</b>	<b>69</b>	<b>39</b>	<b>0.61</b>	<b>0.12</b>
	<b>TOTAL FOR BIHAR</b>	<b>169995</b>	<b>510000</b>	<b>242714</b>	<b>116045</b>	<b>241233</b>	<b>114183</b>	<b>141.91</b>	<b>22.39</b>

STATE LEVEL BANKERS' COMMITTEE BIHAR, PATNA							
(CONVENOR- STATE BANK OF INDIA) FY : 2022-23							
BANK WISE PROGRESS UNDER STORAGE FACILITY AS ON 31.03.2023							
SL. NO.	BANK NAME	Target	SANCTIONED		DISBURSED		(Rs. In Lakh)
		AMOUNT	NO.	AMOUNT	NO.	AMOUNT	ACHIEV % AMOUNT
	<b>LEAD BANKS</b>						
1	STATE BANK OF INDIA	66271	6	31	6	31	0.05
2	CENTRAL BANK OF INDIA	24236	0	0	0	0	0.00
3	PUNJAB NATIONAL BANK	47432	437	3611	373	3080	6.49
4	CANARA BANK	21956	78	10564	74	9574	43.61
5	UCO BANK	22511	15	801	15	801	3.56
6	BANK OF BARODA	29136	9	1026	9	1026	3.52
7	UNION BANK OF INDIA	8045	9	887	9	887	11.03
	<b>OTHER BANKS</b>						
8	BANK OF INDIA	16579	2	170	2	37	0.22
9	BANK OF MAHARASHTRA	35	0	0	0	0	0.00
10	INDIAN BANK	30333	2373	3251	2373	3251	10.72
11	INDIAN OVERSEAS BANK	3747	0	0	0	0	0.00
12	PUNJAB AND SIND BANK	64	0	0	0	0	0.00
	<b>Total Public Sector Bank</b>	<b>270345</b>	<b>2929</b>	<b>20341</b>	<b>2861</b>	<b>18687</b>	<b>6.91</b>
	<b>PRIVATE BANKS</b>						
13	IDBI	3048	2	85	2	85	2.79
14	ICICI BANK	2966	0	0	0	0	0.00
15	FEDERAL BANK	99	0	0	0	0	0.00
16	JAMMU KASHMIR BANK	0	0	0	0	0	0.00
17	SOUTH INDIAN BANK	0	0	0	0	0	0.00
18	AXIS BANK	2305	0	0	0	0	0.00
19	HDFC BANK	7541	0	0	0	0	0.00
20	INDUSIND BANK	2153	0	0	0	0	0.00
21	KARNATAKA BANK	0	0	0	0	0	0.00
22	KOTAK MAHINDRA	0	0	0	0	0	0.00
23	YES BANK	0	0	0	0	0	0.00
24	BANDHAN BANK	25336	0	0	0	0	0.00
25	RBL BANK	0	0	0	0	0	0.00
26	IDFC FIRST BANK Ltd	0	0	0	0	0	0.00
27	Karur Vysya Bank	0	0	0	0	0	0.00
	<b>Total Private Sector Bank</b>	<b>43448</b>	<b>2</b>	<b>85</b>	<b>2</b>	<b>85</b>	<b>0.20</b>
	<b>Total COMM. BANKS</b>	<b>313793</b>	<b>2931</b>	<b>20426</b>	<b>2863</b>	<b>18772</b>	<b>5.98</b>
	<b>CO-OPERATIVE BANKS</b>						
28	STATE CO-OP. BANK	32586	0	0	0	0	0.00
	<b>Total Cooperative Bank</b>	<b>32586</b>	<b>0</b>	<b>0</b>	<b>0</b>	<b>0</b>	<b>0.00</b>
	<b>REGIONAL RURAL BANKS</b>						
29	DAKSHIN BIHAR GRAMIN BANK	69140	0	0	0	0	0.00
30	UTTAR BIHAR GRAMIN BANK	73274	0	0	0	0	0.00
	<b>Total Region Rural Bank</b>	<b>142414</b>	<b>0</b>	<b>0</b>	<b>0</b>	<b>0</b>	<b>0.00</b>
	<b>SMALL FINANCE BANK</b>						
31	JANA SFB	793	0	0	0	0	0.00
32	UTKARSH SFB	27012	0	0	0	0	0.00
33	UJJIVAN SFB	8202	0	0	0	0	0.00
34	ESAF	200	0	0	0	0	0.00
	<b>Total Small Financial Bank</b>	<b>36207</b>	<b>0</b>	<b>0</b>	<b>0</b>	<b>0</b>	<b>0.00</b>
	<b>TOTAL FOR BIHAR</b>	<b>525000</b>	<b>2931</b>	<b>20426</b>	<b>2863</b>	<b>18772</b>	<b>3.58</b>

STATE LEVEL BANKERS' COMMITTEE BIHAR, PATNA									
(CONVENOR- STATE BANK OF INDIA) FY : 2022-23									
BANK WISE PROGRESS UNDER FOOD AND AGRO PROCESSING AS ON : 31.03.2023									
(Rs. In Lakh)									
SL. NO.	BANK NAME	TARGET		SANCTIONED		DISBURSED		ACHIEV %AGE	ACHIEV %AGE
		NO.	Amt	NO.	AMOUNT	NO.	AMOUNT	NO.	AMT
	<b>LEAD BANKS</b>								
1	STATE BANK OF INDIA	4051	48571	130	794	130	794	3.21	1.63
2	CENTRAL BANK OF INDIA	1477	17763	5	90	5	78	0.34	0.44
3	PUNJAB NATIONAL BANK	2899	34763	1097	40843	935	34841	32.25	100.22
4	CANARA BANK	1347	16092	232	34025	228	22460	16.93	139.57
5	UCO BANK	1375	16498	210	2312	205	2165	14.91	13.12
6	BANK OF BARODA	1778	21354	210	11552	210	11552	11.81	54.10
7	UNION BANK OF INDIA	486	5896	86	815	86	815	17.70	13.82
	<b>OTHER BANKS</b>								
8	BANK OF INDIA	1013	12151	1248	13524	1248	13305	123.20	109.50
9	BANK OF MAHARASHTRA	0	26	0	0	0	0	0.00	0.00
10	INDIAN BANK	1853	22231	36	3251	36	3251	1.94	14.62
11	INDIAN OVERSEAS BANK	234	2746	35	1763	35	1763	14.96	64.20
12	PUNJAB AND SIND BANK	4	46	54	183	54	183	1350.00	397.83
	Total Public Sector Bank	16517	198137	3343	109152	3172	91207	19.20	46.03
	<b>PRIVATE BANKS</b>								
13	IDBI	721	8686	0	0	0	0	0.00	0.00
14	ICICI BANK	706	8454	0	0	0	0	0.00	0.00
15	FEDERAL BANK	24	283	11	825	11	825	45.83	291.52
16	JAMMU KASHMIR BANK	0	0	0	0	0	0	0.00	0.00
17	SOUTH INDIAN BANK	0	0	0	0	0	0	0.00	0
18	AXIS BANK	555	6569	0	0	0	0	0.00	0
19	HDFC BANK	1798	21494	0	0	0	0	0.00	0.00
20	INDUSIND BANK	512	6136	0	0	0	0	0.00	0.00
21	KARNATAKA BANK	0	0	4	545	4	545	0.00	0.00
22	KOTAK MAHINDRA	0	0	0	0	0	0	0.00	0.00
23	YES BANK	0	0	0	0	0	0	0.00	0.00
24	BANDHAN BANK	6022	72214	0	0	0	0	0.00	0.00
25	RBL BANK	0	0	104	1219	104	1219	0.00	0.00
26	IDFC FIRST BANK Ltd	0	0	0	0	0	0	0.00	0.00
27	Karur Vysya Bank	0	0	0	0	0	0	0.00	0.00
	Total Private Sector Bank	10338	123836	119	2589	119	2589	1.15	2.09
	Total COMM. BANKS	26855	321973	3462	111741	3291	93796	12.25	29.13
	<b>CO-OPERATIVE BANKS</b>								
28	STATE CO-OP. BANK	1445	17337	0	0	0	0	0.00	0.00
	Total Cooperative Bank	1445	17337	0	0	0	0	0.00	0.00
	<b>REGIONAL RURAL BANKS</b>								
29	DAKSHIN BIHAR GRAMIN BANK	3760	45090	0	0	0	0	0.00	0
30	UTTAR BIHAR GRAMIN BANK	3984	47787	0	0	0	0	0.00	0.00
	Total Region Rural Bank	7744	92877	0	0	0	0	0.00	0.00
	<b>SMALL FINANCE BANK</b>								
31	JANA SFB	38	433	0	0	0	0	0.00	0.00
32	UTKARSH SFB	1232	14782	0	0	0	0	0.00	0.00
33	UJJIVAN SFB	374	4489	0	0	0	0	0.00	0.00
34	ESAF	9	109	0	0	0	0	0.00	0
	Total Small Financial Bank	1653	19813	0	0	0	0	0.00	0.00
	<b>TOTAL FOR BIHAR</b>	<b>37697</b>	<b>452300</b>	<b>3462</b>	<b>111741</b>	<b>3291</b>	<b>93796</b>	<b>2.75</b>	<b>20.75</b>



STATE LEVEL BANKERS' COMMITTEE BIHAR, PATNA									
(CONVENOR- STATE BANK OF INDIA) FY : 2022-23									
AGRI TERM LOAN (ATL) - BANKWISE AS ON : 31.03.2023									
(Rs. In Lakh)									
SL. NO.	BANK NAME	TARGET		SANCTIONED		DISBURSED		ACHIEV %AGE	ACHIEV %AGE
		NO.	Amt	NO.	AMOUNT	NO.	AMOUNT	NO.	AMT
	LEAD BANKS								
1	STATE BANK OF INDIA	248131	300627	147755	312552	144856	312682	58.38	104.01
2	CENTRAL BANK OF INDIA	90748	109943	228747	241454	228747	241454	252.07	219.62
3	PUNJAB NATIONAL BANK	177607	215167	86717	134792	73954	105621	41.64	49.09
4	CANARA BANK	82226	99599	37989	111923	35017	45141	42.59	45.32
5	UCO BANK	84300	102115	9690	48766	8825	48219	10.47	47.22
6	BANK OF BARODA	109114	132170	15100	70858	15100	36956	13.84	27.96
7	UNION BANK OF INDIA	30146	36495	6973	21623	6973	21623	23.13	59.25
	OTHER BANKS								
8	BANK OF INDIA	62099	75207	26110	52303	26110	39711	42.05	52.80
9	BANK OF MAHARASHTRA	139	161	4	10	4	10	2.88	6.21
10	INDIAN BANK	113613	137602	14207	35771	14207	35771	12.50	26.00
11	INDIAN OVERSEAS BANK	14040	16996	13553	20725	13622	20725	97.02	121.94
12	PUNJAB AND SIND BANK	237	283	0	0	0	0	0.00	0.00
	Total Public Sector Bank	1012400	1226365	586845	1050777	567415	907913	56.05	74.03
	PRIVATE BANKS								
13	IDBI	7433	9020	23104	20758	29320	24109	394.46	267.28
14	ICICI BANK	7240	8779	44877	52298	44377	52298	619.85	595.72
15	FEDERAL BANK	244	294	4	5	4	5	1.64	1.70
16	JAMMU KASHMIR BANK	0	0	0	0	0	0	0.00	0.00
17	SOUTH INDIAN BANK	0	0	3	10	3	10	0.00	0
18	AXIS BANK	5665	6821	0	0	0	0	0.00	0
19	HDFC BANK	18477	22322	261126	155372	261126	155372	1413.25	696.05
20	INDUSIND BANK	5263	6372	47814	16310	47814	16310	908.49	255.96
21	KARNATAKA BANK	0	0	3	13	3	13	0.00	0.00
22	KOTAK MAHINDRA	0	0	294467	134187	294467	134187	0.00	0.00
23	YES BANK	0	0	0	0	0	0	0.00	0.00
24	BANDHAN BANK	61947	74988	177557	118196	177557	118196	286.63	157.62
25	RBL BANK	0	0	364468	159773	364468	159773	0.00	0.00
26	IDFC FIRST BANK Ltd	0	0	28056	10652	28056	10652	0.00	0.00
27	Karur Vysya Bank	0	0	0	0	0	0	0.00	0.00
	Total Private Sector Bank	106269	128596	1241479	667574	1247695	670925	1174.09	521.73
	Total COMM. BANKS	1118669	1354961	1828324	1718351	1815110	1578838	162.26	116.52
	CO-OPERATIVE BANKS								
28	STATE CO-OP. BANK	120398	145865	2685	2891	2685	2891	2.23	1.98
	Total Cooperative Bank	120398	145869	2685	2891	2685	2891	2.23	1.98
	REGIONAL RURAL BANKS								
29	DAKSHIN BIHAR GRAMIN BANK	277671	336423	547225	842272	547225	842272	197.08	250.36
30	UTTAR BIHAR GRAMIN BANK	294279	356541	99431	465021	99431	307227	33.79	86.17
	Total Region Rural Bank	571950	692964	646656	1307293	646656	1149499	113.06	165.88
	SMALL FINANCE BANK								
31	JANA SFB	2828	3420	95271	46630	95271	46630	3368.85	1363.45
32	UTKARSH SFB	96196	116538	425416	275999	425416	275999	442.24	236.83
33	UJJIVAN SFB	29217	35388	182151	110882	182151	110882	623.44	313.33
34	ESAF	710	860	16866	8523	16866	8523	2375.49	991.05
	Total Small Financial Bank	128951	156206	719704	442034	719704	442034	558.12	282.98
	TOTAL FOR BIHAR	1939968	2350000	3197369	3470569	3184155	3173262	164.13	135.03

STATE LEVEL BANKERS' COMMITTEE BIHAR, PATNA							
(CONVENOR- STATE BANK OF INDIA) FY : 2022-23							
BANK WISE PROGRESS UNDER JOINT LIABILITY GROUP AS ON : 31.03.2023							
(Rs. In Lakh)							
SL. NO.	BANK NAME	TARGET	SANCTIONED		DISBURSED		ACHIEV %AGE
		NO.	NO.	AMOUNT	NO.	AMOUNT	NO.
	<b>LEAD BANKS</b>						
1	STATE BANK OF INDIA	14116	558	6220	558	6220	3.95
2	CENTRAL BANK OF INDIA	7565	740	115	740	115	9.78
3	PUNJAB NATIONAL BANK	12424	1141	567	973	484	7.83
4	CANARA BANK	3558	3760	6025	3672	3855	103.20
5	UCO BANK	3495	278	401	269	389	7.70
6	BANK OF BARODA	4135	8	15	8	15	0.19
7	UNION BANK OF INDIA	2263	140	56	140	56	6.19
	<b>OTHER BANKS</b>						
8	BANK OF INDIA	5131	0	0	0	0	0.00
9	BANK OF MAHARASHTRA	26	0	0	0	0	0.00
10	INDIAN BANK	4378	69	89	69	89	1.58
11	INDIAN OVERSEAS BANK	519	0	0	0	0	0.00
12	PUNJAB AND SIND BANK	104	0	0	0	0	0.00
	<b>Total Public Sector Bank</b>	<b>57714</b>	<b>6694</b>	<b>13488</b>	<b>6429</b>	<b>11223</b>	<b>11.14</b>
	<b>PRIVATE BANKS</b>						
13	IDBI	645	0	0	0	0	0.00
14	ICICI BANK	352	0	0	0	0	0.00
15	FEDERAL BANK	57	0	0	0	0	0.00
16	JAMMU KASHMIR BANK	6	0	0	0	0	0.00
17	SOUTH INDIAN BANK	0	0	0	0	0	0.00
18	AXIS BANK	472	0	0	0	0	0.00
19	HDFC BANK	560	0	0	0	0	0.00
20	INDUSIND BANK	115	0	0	0	0	0.00
21	KARNATAKA BANK	0	0	0	0	0	0.00
22	KOTAK MAHINDRA	42	0	0	0	0	0.00
23	YES BANK	6	0	0	0	0	0.00
24	BANDHAN BANK	1078	0	0	0	0	0.00
25	RBL BANK	0	0	0	0	0	0.00
26	IDFC FIRST BANK Ltd	0	0	0	0	0	0.00
27	Karur Vysya Bank	0	0	0	0	0	0.00
	<b>Total Private Sector Bank</b>	<b>3333</b>	<b>0</b>	<b>0</b>	<b>0</b>	<b>0</b>	<b>0.00</b>
	<b>Total COMM. BANKS</b>	<b>61047</b>	<b>6694</b>	<b>13488</b>	<b>6429</b>	<b>11223</b>	<b>10.53</b>
	<b>CO-OPERATIVE BANKS</b>						
28	STATE CO-OP. BANK	0	2660	2865	2660	2865	0.00
	<b>Total Cooperative Bank</b>	<b>0</b>	<b>2660</b>	<b>2865</b>	<b>2660</b>	<b>2865</b>	<b>0.00</b>
	<b>REGIONAL RURAL BANKS</b>						
29	DAKSHIN BIHAR GRAMIN BANK	19087	0	0	0	0	0.00
30	UTTAR BIHAR GRAMIN BANK	19866	0	0	0	0	0.00
	<b>Total Region Rural Bank</b>	<b>38953</b>	<b>0</b>	<b>0</b>	<b>0</b>	<b>0</b>	<b>0.00</b>
	<b>SMALL FINANCE BANK</b>						
31	JANA SFB	0	0	0	0	0	0.00
32	UTKARSH SFB	0	425416	275999	425416	275999	0.00
33	UJJIVAN SFB	0	0	0	0	0	0.00
34	ESAF	0	0	0	0	0	0.00
	<b>Total Small Financial Bank</b>	<b>0</b>	<b>425416</b>	<b>275999</b>	<b>425416</b>	<b>275999</b>	<b>0.00</b>
	<b>TOTAL FOR BIHAR</b>	<b>100000</b>	<b>434770</b>	<b>292352</b>	<b>434505</b>	<b>290087</b>	<b>434.51</b>

STATE LEVEL BANKERS' COMMITTEE BIHAR, PATNA							
(CONVENOR- STATE BANK OF INDIA) FY : 2022-23							
BANK WISE PROGRESS UNDER SOCIAL INFRASTRUCTURE AS ON 31.03.2023							
SL. NO.	BANK NAME	TARGET	SANCTIONED		DISBURSED		ACHIEV %AGE
		AMOUNT	NO	AMOUNT	NO	AMOUNT	AMT
	<b>LEAD BANKS</b>						
1	STATE BANK OF INDIA	33245	18	71	14	59	0.18
2	CENTRAL BANK OF INDIA	16095	0	0	0	0	0.00
3	PUNJAB NATIONAL BANK	27925	8	28	7	23	0.08
4	CANARA BANK	10043	0	0	0	0	0.00
5	UCO BANK	6407	0	0	0	0	0.00
6	BANK OF BARODA	11361	0	0	0	0	0.00
7	UNION BANK OF INDIA	8762	4	6	4	6	0.07
	<b>OTHER BANKS</b>						
8	BANK OF INDIA	12276	12	370	12	102	0.83
9	BANK OF MAHARASHTRA	509	0	0	0	0	0.00
10	INDIAN BANK	10602	0	0	0	0	0.00
11	INDIAN OVERSEAS BANK	2378	0	0	0	0	0.00
12	PUNJAB AND SIND BANK	452	0	0	0	0	0.00
	Total Public Sector Bank	140055	42	475	37	190	0.14
	<b>PRIVATE BANKS</b>						
13	IDBI	12591	0	0	0	0	0.00
14	ICICI BANK	15921	0	0	0	0	0.00
15	FEDERAL BANK	1584	0	0	0	0	0.00
16	JAMMU KASHMIR BANK	275	0	0	0	0	0.00
17	SOUTH INDIAN BANK	275	0	0	0	0	0.00
18	AXIS BANK	13962	0	0	0	0	0.00
19	HDFC BANK	16033	0	0	0	0	0.00
20	INDUSIND BANK	3667	0	0	0	0	0.00
21	KARNATAKA BANK	275	0	0	0	0	0.00
22	KOTAK MAHINDRA	1836	0	0	0	0	0.00
23	YES BANK	552	0	0	0	0	0.00
24	BANDHAN BANK	2236	0	0	0	0	0.00
25	RBL BANK	275	0	0	0	0	0.00
26	IDFC FIRST BANK Ltd	275	42	17	42	17	6.18
27	Karur Vysya Bank	69	0	0	0	0	0.00
	Total Private Sector Bank	69826	42	17	42	17	0.02
	Total COMM. BANKS	209881	84	492	79	207	0.10
	<b>CO-OPERATIVE BANKS</b>						
28	STATE CO-OP. BANK	0	0	0	0	0	0.00
	Total Cooperative Bank	0	0	0	0	0	0.00
	<b>REGIONAL RURAL BANKS</b>						
29	DAKSHIN BIHAR GRAMIN BANK	18269	0	0	0	0	0.00
30	UTTAR BIHAR GRAMIN BANK	11050	0	0	0	0	0.00
	Total Region Rural Bank	29319	0	0	0	0	0.00
	<b>SMALL FINANCE BANK</b>						
31	JANA SFB	556	0	0	0	0	0.00
32	UTKARSH SFB	88	0	0	0	0	0.00
33	UJJIVAN SFB	1517	0	0	0	0	0.00
34	ESAF	139	0	0	0	0	0.00
	Total Small Financial Bank	2300	0	0	0	0	0.00
	<b>TOTAL FOR BIHAR</b>	<b>241500</b>	<b>84</b>	<b>492</b>	<b>79</b>	<b>207</b>	<b>0.09</b>

STATE LEVEL BANKERS' COMMITTEE BIHAR, FATNA							
(CONVENOR- STATE BANK OF INDIA) FY : 2022-23							
BANK WISE PROGRESS UNDER RENEWABLE ENERGY AS ON 31.03.2023							
(In Rs. Lakh)							
SL. NO.	BANK NAME	TARGET	SANCTIONED		DISBURSED		ACHIEV %AGE
		AMOUNT	NO	AMOUNT	NO	AMOUNT	AMT
	<b>LEAD BANKS</b>						
1	STATE BANK OF INDIA	4160	2	2	2	2	0.05
2	CENTRAL BANK OF INDIA	2014	0	0	0	0	0
3	PUNJAB NATIONAL BANK	3495	45	488	37	391	11.19
4	CANARA BANK	1257	0	0	0	0	0
5	UCO BANK	802	0	0	0	0	0
6	BANK OF BARODA	1422	0	0	0	0	0
7	UNION BANK OF INDIA	1096	0	0	0	0	0
	<b>OTHER BANKS</b>						
8	BANK OF INDIA	1536	0	0	0	0	0
9	BANK OF MAHARASHTRA	64	0	0	0	0	0.00
10	INDIAN BANK	1327	11	67	11	67	5.05
11	INDIAN OVERSEAS BANK	298	0	0	0	0	0
12	PUNJAB AND SIND BANK	56	0	0	0	0	0
	<b>Total Public Sector Bank</b>	<b>17527</b>	<b>58</b>	<b>557</b>	<b>50</b>	<b>460</b>	<b>2.62</b>
	<b>PRIVATE BANKS</b>						
13	IDBI	1704	0	0	0	0	0
14	ICICI BANK	2155	0	0	0	0	0
15	FEDERAL BANK	214	0	0	0	0	0
16	JAMMU KASHMIR BANK	37	0	0	0	0	0
17	SOUTH INDIAN BANK	37	0	0	0	0	0.00
18	AXIS BANK	1890	0	0	0	0	0.00
19	HDFC BANK	2170	0	0	0	0	0
20	INDUSIND BANK	496	0	0	0	0	0
21	KARNATAKA BANK	37	0	0	0	0	0
22	KOTAK MAHINDRA	249	0	0	0	0	0
23	YES BANK	75	0	0	0	0	0
24	BANDHAN BANK	303	0	0	0	0	0
25	RBL BANK	37	0	0	0	0	0
26	IDFC FIRST BANK Ltd	37	0	0	0	0	0
27	Karur Vysya Bank	9	0	0	0	0	0
	<b>Total Private Sector Bank</b>	<b>9450</b>	<b>0</b>	<b>0</b>	<b>0</b>	<b>0</b>	<b>0</b>
	<b>Total COMM. BANKS</b>	<b>26977</b>	<b>58</b>	<b>557</b>	<b>50</b>	<b>460</b>	<b>1.71</b>
	<b>CO-OPERATIVE BANKS</b>						
28	STATE CO-OP. BANK	0	0	0	0	0	0
	<b>Total Cooperative Bank</b>	<b>0</b>	<b>0</b>	<b>0</b>	<b>0</b>	<b>0</b>	<b>0.00</b>
	<b>REGIONAL RURAL BANKS</b>						
29	DAKSHIN BIHAR GRAMIN BANK	2151	0	0	0	0	0.00
30	UTTAR BIHAR GRAMIN BANK	1301	0	0	0	0	0
	<b>Total Region Rural Bank</b>	<b>3452</b>	<b>0</b>	<b>0</b>	<b>0</b>	<b>0</b>	<b>0</b>
	<b>SMALL FINANCE BANK</b>						
31	JANA SFB	150	0	0	0	0	0
32	UTKARSH SFB	24	0	0	0	0	0
33	UJJIVAN SFB	410	0	0	0	0	0
34	ESAF	37	0	0	0	0	0.00
	<b>Total Small Financial Bank</b>	<b>621</b>	<b>0</b>	<b>0</b>	<b>0</b>	<b>0</b>	<b>0</b>
	<b>TOTAL FOR BIHAR</b>	<b>31050</b>	<b>58</b>	<b>557</b>	<b>50</b>	<b>460</b>	<b>1.48</b>

**STATE LEVEL BANKERS' COMMITTEE BIHAR, PATNA**  
(CONVENOR- STATE BANK OF INDIA) FY : 2022-23

**BANK WISE PROGRESS UNDER PRIORITY SECTOR HOUSING LOAN AS ON 31.03.2023**

(Rs. In Lakh)

SL. NO.	BANK NAME	TARGET		SANCTIONED		DISBURSED		ACHIEV %AGE	ACHIEV %AGE
		No	Amt	NO	AMOUNT	NO	AMOUNT	NO	AMT
	<b>LEAD BANKS</b>								
1	STATE BANK OF INDIA	6378	63778	21516	241364	21500	239177	337.35	378.44
2	CENTRAL BANK OF INDIA	3093	30878	2260	16046	2260	16046	73.07	51.97
3	PUNJAB NATIONAL BANK	5360	53573	27333	161806	21943	129902	509.94	302.03
4	CANARA BANK	1931	19266	3218	49007	3218	44875	166.65	254.37
5	UCO BANK	1225	12291	7647	65343	6841	57818	624.24	531.63
6	BANK OF BARODA	2183	21796	2870	50533	2860	38799	131.47	231.85
7	UNION BANK OF INDIA	1682	16810	472	8004	472	8004	28.06	47.61
	<b>OTHER BANKS</b>								
8	BANK OF INDIA	2357	23551	944	9375	944	8418	40.05	39.81
9	BANK OF MAHARASHTRA	90	977	8	131	8	111	8.89	13.41
10	INDIAN BANK	2042	20339	1025	7421	1025	7421	50.20	36.49
11	INDIAN OVERSEAS BANK	467	4563	315	4689	315	4689	67.45	102.76
12	PUNJAB AND SIND BANK	83	866	262	6815	262	6815	315.66	786.95
	<b>Total Public Sector Bank</b>	<b>26891</b>	<b>268688</b>	<b>67870</b>	<b>620534</b>	<b>61648</b>	<b>562075</b>	<b>252.39</b>	<b>230.95</b>
	<b>PRIVATE BANKS</b>								
13	IDBI	2234	22260	149	2129	148	845	6.67	9.56
14	ICICI BANK	2807	28153	221	4386	221	4386	7.87	15.58
15	FEDERAL BANK	280	2800	4	57	4	57	1.43	2.04
16	JAMMU KASHMIR BANK	49	487	2	15	2	15	4.08	3.08
17	SOUTH INDIAN BANK	49	487	1	19	1	19	2.04	3.90
18	AXIS BANK	2465	24688	133	1230	133	230	5.40	4.98
19	HDFC BANK	2830	28350	1324	1242	1324	1242	46.78	4.38
20	INDUSIND BANK	652	6484	0	0	0	0	0.00	0.00
21	KARNATAKA BANK	49	487	12	253	12	253	24.49	51.95
22	KOTAK MAHINDRA	324	3247	0	0	0	0	0.00	0.00
23	YES BANK	97	976	0	0	0	0	0.00	0.00
24	BANDHAN BANK	403	3954	408	2498	408	2498	101.24	63.18
25	RBL BANK	49	486	0	0	0	0	0.00	0.00
26	IDFC FIRST BANK Ltd	49	487	0	0	0	0	0.00	0.00
27	Karur Vysya Bank	12	123	2	44	2	44	16.67	35.77
	<b>Total Private Sector Bank</b>	<b>12349</b>	<b>123469</b>	<b>2256</b>	<b>11873</b>	<b>2255</b>	<b>9589</b>	<b>18.27</b>	<b>9.62</b>
	<b>Total COMM. BANKS</b>	<b>39240</b>	<b>392157</b>	<b>70126</b>	<b>632407</b>	<b>63903</b>	<b>571664</b>	<b>178.71</b>	<b>161.26</b>
	<b>CO-OPERATIVE BANKS</b>								
28	STATE CO-OP. BANK	0	0	0	0	0	0	0.00	0.00
	<b>Total Cooperative Bank</b>	<b>0</b>	<b>0</b>	<b>0</b>	<b>0</b>	<b>0</b>	<b>0</b>	<b>0.00</b>	<b>0.00</b>
	<b>REGIONAL RURAL BANKS</b>								
29	DAKSHIN BIHAR GRAMIN BANK	3332	33316	976	11961	976	11961	29.29	35.90
30	UTTAR BIHAR GRAMIN BANK	2016	20152	376	7617	376	3332	18.65	37.80
	<b>Total Region Rural Bank</b>	<b>5348</b>	<b>53468</b>	<b>1352</b>	<b>19578</b>	<b>1352</b>	<b>15293</b>	<b>25.28</b>	<b>36.62</b>
	<b>SMALL FINANCE BANK</b>								
31	JANA SFB	67	695	220	678	220	678	328.36	97.55
32	UTKARSH SFB	10	111	1756	1940	1756	1940	17560.00	1747.75
33	UJIVAN SFB	194	1896	1448	2202	1448	2202	746.39	116.14
34	ESAF	18	173	0	0	0	0	0.00	0.00
	<b>Total Small Financial Bank</b>	<b>289</b>	<b>2875</b>	<b>3424</b>	<b>4820</b>	<b>3424</b>	<b>4820</b>	<b>1184.78</b>	<b>167.65</b>
	<b>TOTAL FOR BIHAR</b>	<b>44877</b>	<b>448500</b>	<b>74902</b>	<b>656805</b>	<b>68679</b>	<b>591777</b>	<b>166.91</b>	<b>146.44</b>

STATE LEVEL BANKERS' COMMITTEE BIHAR, PATNA							
(CONVENOR- STATE BANK OF INDIA) FY : 2022-25							
BANK WISE OUTSTANDING AND NPA UNDER HOUSING LOAN AS ON 31.03.2023							
(Rs In.Lakh)							
SL. NO.	BANKS NAME	HOUSING LOAN OUTSTANDING		NPA IN HOUSING LOAN		NPA%	
		NO.	AMOUNT	NO.	AMOUNT	NO.	AMOUNT
	<b>LEAD BANKS</b>						
1	STATE BANK OF INDIA	52473	891500	183	1467	0.35	0.16
2	CENTRAL BANK OF INDIA	6461	55173	1203	2465	18.62	4.47
3	PUNJAB NATIONAL BANK	19808	285470	874	5601	4.41	1.96
4	CANARA BANK	11563	200046	212	1810	1.83	0.90
5	UCO BANK	15564	47821	294	657	1.89	1.37
6	BANK OF BARODA	7897	113097	149	1346	1.89	1.19
7	UNION BANK OF INDIA	4737	69893	174	1298	3.67	1.86
	<b>OTHER BANKS</b>						
8	BANK OF INDIA	8466	127430	176	853	2.08	0.67
9	BANK OF MAHARASHTRA	846	31110	5	92	0.59	0.30
10	INDIAN BANK	8771	144256	563	5105	6.42	3.54
11	INDIAN OVERSEAS BANK	2828	38636	32	363	1.13	0.94
12	PUNJAB AND SIND BANK	327	7916	30	402	9.17	5.08
	<b>Total Public Sector Bank</b>	<b>139741</b>	<b>2012348</b>	<b>3895</b>	<b>21459</b>	<b>2.79</b>	<b>1.07</b>
	<b>PRIVATE BANKS</b>						
13	IDBI	4965	73900	53	459	1.07	0.62
14	ICICI BANK	5641	176698	81	2165	1.44	1.23
15	FEDERAL BANK	101	2410	1	21	0.99	0.87
16	JAMMU KASHMIR BANK	60	624	0	0	0.00	0.00
17	SOUTH INDIAN BANK	0	0	0	0	0.00	0.00
18	AXIS BANK	35	11155	20	207	57.14	1.86
19	HDFC BANK	2781	22404	19	75	0.68	0.33
20	INDUSIND BANK	0	0	0	0	0.00	0.00
21	KARNATAKA BANK	24	623	0	0	0.00	0.00
22	KOTAK MAHINDRA	8	190	0	0	0.00	0.00
23	YES BANK	0	0	0	0	0.00	0.00
24	BANDHAN BANK	2126	27573	74	528	3.48	1.91
25	RBL BANK	0	0	0	0	0.00	0.00
26	IDFC FIRST BANK Ltd	0	0	0	0	0.00	0.00
27	Karur Vysya Bank	10	350	0	0	0.00	0.00
	<b>Total Private Sector Bank</b>	<b>15751</b>	<b>315927</b>	<b>248</b>	<b>3455</b>	<b>1.57</b>	<b>1.09</b>
	<b>Total COMM. BANKS</b>	<b>155492</b>	<b>2328275</b>	<b>4143</b>	<b>24914</b>	<b>2.66</b>	<b>1.07</b>
	<b>CO-OPERATIVE BANKS</b>						
28	STATE CO-OP. BANK	30	334	0	0	0.00	0.00
	<b>Total Cooperative Bank</b>	<b>30</b>	<b>334</b>	<b>0</b>	<b>0</b>	<b>0.00</b>	<b>0.00</b>
	<b>REGIONAL RURAL BANKS</b>						
29	DAKSHIN BIHAR GRAMIN BANK	3492	44099	381	1512	10.91	3.43
30	UTTAR BIHAR GRAMIN BANK	3859	15973	2550	1606	66.08	10.05
	<b>Total Region Rural Bank</b>	<b>7351</b>	<b>60072</b>	<b>2931</b>	<b>3118</b>	<b>39.87</b>	<b>5.19</b>
	<b>SMALL FINANCE BANK</b>						
31	JANA SFB	227	2269	0	0	0.00	0.00
32	UTKARSH SFB	298	3446	13	155	4.36	4.50
33	UJJIVAN SFB	3054	11888	34	12	1.11	0.10
34	ESAF	16	3	8	1	50.00	33.33
	<b>Total Small Financial Bank</b>	<b>3595</b>	<b>17606</b>	<b>55</b>	<b>168</b>	<b>1.53</b>	<b>0.95</b>
	<b>TOTAL FOR BIHAR</b>	<b>166468</b>	<b>2406287</b>	<b>7129</b>	<b>28200</b>	<b>4.28</b>	<b>1.17</b>

STATE LEVEL BANKERS' COMMITTEE BIHAR, PATNA							
(CONVENOR- STATE BANK OF INDIA) FY : 2022-23							
CUMULATIVE REPORT AS ON 31.03.2023							
Performance under Credit Linked Subsidy Scheme (CLSS) of Pradhan Mantri Awas Yojana (PMAY)							
SL NO.	BANKS NAME	Total No. of all Housing Loans sanctioned since 01.04.2015	Out of (B), Housing Loans covered under CLSS of PMAY since 01.04.2015			Subsidy received since 01.04.2015	
			No.	Amt. Sanctioned	Amt. of Subsidy Claimed	No.	Amt.
	<b>LEAD BANKS</b>						
1	STATE BANK OF INDIA	35697	9686	171027	21298	7465	16491
2	CENTRAL BANK OF INDIA	4857	678	11457	739	310	533
3	PUNJAB NATIONAL BANK	23438	5280	41061	4551	2780	3412
4	CANARA BANK	11006	1439	35963	4175	883	2077
5	UCO BANK	4872	201	985	423	156	345
6	BANK OF BARODA	5901	349	6980	778	349	778
7	UNION BANK OF INDIA	3139	474	2838	715	217	473
	<b>OTHER BANKS</b>						
8	BANK OF INDIA	7169	417	7844	478	55	138
9	BANK OF MAHARASHTRA	1010	37	728	65	18	32
10	INDIAN BANK	9426	368	10717	772	444	703
11	INDIAN OVERSEAS BANK	3765	312	2688	526	129	137
12	PUNJAB AND SIND BANK	415	24	290	37	6	9
	<b>Total Public Sector Bank</b>	<b>110695</b>	<b>19265</b>	<b>292578</b>	<b>34557</b>	<b>12812</b>	<b>25128</b>
	<b>PRIVATE BANKS</b>						
13	IDBI	2671	990	21679	763	163	418
14	ICICI BANK	412	412	884	89	412	89
15	FEDERAL BANK	0	0	0	0	0	0
16	JAMMU KASHMIR BANK	0	0	0	0	0	0
17	SOUTH INDIAN BANK	5	0	0	0	0	0
18	AXIS BANK	1250	164	1408	170	72	148
19	HDFC BANK	0	0	0	0	0	0
20	INDUSIND BANK	0	0	0	0	0	0
21	KARNATAKA BANK	7	5	92	0	1	2
22	KOTAK MAHINDRA	0	0	0	0	0	0
23	YES BANK	0	0	0	0	0	0
24	BANDHAN BANK	1146	62	112	112	62	112
25	RBL BANK	0	0	0	0	0	0
26	IDFC FIRST BANK Ltd	0	0	0	0	0	0
27	Karur Vysya Bank	5	4	60	10	4	940
	<b>Total Private Sector Bank</b>	<b>5496</b>	<b>1637</b>	<b>24235</b>	<b>1144</b>	<b>714</b>	<b>1709</b>
	<b>Total COMM. BANKS</b>	<b>116191</b>	<b>20902</b>	<b>316813</b>	<b>35701</b>	<b>13526</b>	<b>26837</b>
	<b>CO-OPERATIVE BANKS</b>						
28	STATE CO-OP. BANK	0	0	0	0	0	0
	<b>Total Cooperative Bank</b>	<b>0</b>	<b>0</b>	<b>0</b>	<b>0</b>	<b>0</b>	<b>0</b>
	<b>REGIONAL RURAL BANKS</b>						
29	DAKSHIN BIHAR GRAMIN BANK	3699	951	11802	1977	928	1960
30	UTTAR BIHAR GRAMIN BANK	545	105	833	105	77	91
	<b>Total Region Rural Bank</b>	<b>4244</b>	<b>1056</b>	<b>12635</b>	<b>2082</b>	<b>1005</b>	<b>2051</b>
	<b>SMALL FINANCE BANK</b>						
31	JANA SFB	0	0	0	0	0	0
32	UTKARSH SFB	298	6	112	7	2	5
33	UJJIVAN SFB	0	0	0	0	0	0
34	ESAF	0	0	0	0	0	0
	<b>Total Small Financial Bank</b>	<b>298</b>	<b>6</b>	<b>112</b>	<b>7</b>	<b>2</b>	<b>5</b>
	<b>TOTAL FOR BIHAR</b>	<b>120733</b>	<b>21964</b>	<b>329560</b>	<b>37790</b>	<b>14533</b>	<b>28893</b>

Details of Training Programme Organised

Sl. No.	District	Lead Bank	Date of Establishment of RSETI	Land Allotted by State Govt. (Yes/No)	MoU for land executed with the district administration (Yes/No)	Grant received from NIRD (Yes/No)	Map approved by Local authority (Yes/No)	Construction Started (Yes/No)	During Financial Year 31.03.2023						AS ON 31.03.2023		AS ON March 2023	
									No. of persons sourced by branches for training	No. of training programmes organised	No. of persons trained	No. of training programmes organised	No. of persons trained	No. of training programmes organised	No. of trainees settled with Bank finance	No. of trainees settled	Name of the Agency viz. DRDA/KVIC/ NABARD etc. with whom claims are pending	Amt. of reimbursement claim pending (Amt. in Lacs)
1	Araria	SBI	19-02-2010	YES	YES	YES	YES	YES	20	245	6217	518	411	KVIC	0.55			
2	Arwal	PNB	12-12-2011	YES	YES	YES	YES	YES	24	760	7407	5452	2373	SRLM	42.49			
3	Aurangabad	PNB	29-02-2012	YES	YES	YES	YES	YES	24	780	8243	6172	2714	SRLM (Jeevika) Bihar	47.96			
4	Banka	UCO	30-06-2011	YES	YES	YES	YES	YES	14	412	6854	21	2341	SRLM	27.84			
5	Begusarai	UCO	29-07-2011	YES	YES	YES	YES	YES	16	445	7901	286	39	SRLM	54.11			
6	Bhagalpur	UCO	14-03-2011	YES	YES	YES	YES	YES	15	465	7211	4021	1401	SRLM	12.96			
7	Bhojpur	PNB	28-03-2012	YES	YES	YES	YES	YES	24	774	221	6599	1689	SRLM	56.78			
8	Buxar	PNB	26-12-2012	YES	YES	YES	YES	YES	21	663	234	4323	1590	SRLM, KVIC & NULM	38.12			
9	Darbhanga	CBI	27-11-2010	YES	YES	YES	YES	YES	25	655	227	6924	1431	SRLM	15.00			
10	East Champaran	CBI	19-12-2011	YES	YES	YES	NO	NO	30	841	416	11483	3491	SRLM (Jeevika, Bihar)	62.95			
11	Gaya	PNB	24-03-2010	YES	YES	YES	YES	YES	15	474	175	5359	3424	NRLM, KVIC	14.00			
12	Gopalganj	CBI	10-02-2011	YES	YES	YES	YES	YES	26	763	217	6089	574	KVIC	1.38			
13	Jamui	SBI	26-03-2011	YES	YES	YES	YES	YES	28	844	289	8164	5988	SRLM	60.81			
14	Jehanabad	PNB	30-09-2011	YES	YES	YES	YES	YES	26	770	276	7398	1331	BPL CLAIM	53.20			
15	Kaimur	PNB	29-12-2011	YES	YES	YES	YES	YES	30	777	11	375	37	SRLM	19.00			
16	Katihar	CBI	01-10-2011	YES	YES	YES	YES	YES	20	682	250	7473	4915	SRLM	47.00			
17	Khagaria	UBI	10-02-2010	YES	YES	YES	YES	YES	24	753	254	7523	689	SRLM	0.00			
18	Kishanganj	SBI	27-03-2009	YES	YES	YES	YES	YES	22	634	272	7198	4837	SRLM	21.98			
19	Lakhisarai	PNB	28-09-2010	YES	YES	YES	YES	NO	25	707	233	6333	512	SRLM	0.00			
20	Madhepura	SBI	19-03-2010	YES	YES	YES	YES	YES	20	578	186	6522	4090	SRLM	16.00			
21	Madhubani	CBI	29-01-2011	YES	YES	YES	YES	NO	92	345	241	6541	2204	SRLM/GM DIC	29.45			
22	Munger	UCO	01-02-2011	YES	YES	YES	YES	YES	18	504	306	8521	2938	SRLM	39.00			
23	Muzaffarpur	CBI	19-02-2007	YES	YES	YES	YES	YES	8	25	783	9207	5984	SRLM	36.40			
24	Nalanda	PNB	15-02-2010	YES	YES	YES	YES	NO	23	779	320	8545	6500	SRLM	100.44			
25	Nawada	PNB	28-03-2010	YES	YES	YES	YES	NO	32	788	314	8659	6280	SRLM	65.68			
26	Patna	PNB	15-01-2007	No	No	YES	YES	YES	26	782	247	7159	619	KVIC	0.00			
27	Purnea	SBI	30-03-2007	YES	YES	YES	YES	YES	22	674	238	7284	5315	SRLM	80.03			
28	Rohtas	PNB	27-01-2012	YES	YES	YES	YES	YES	26	773	249	6627	614	SRLM	0.00			
29	Saharsa	SBI	27-03-2009	YES	YES	YES	YES	YES	3	821	230	6856	4880	SRLM	36.00			
30	Samastipur	UBI	01-07-2010	YES	YES	YES	YES	YES	15	312	168	5055	3610	SRLM, NULM	11.00			
31	Saran	CBI	08-02-2011	YES	YES	YES	YES	YES	26	832	337	10487	7690	KVIC, NKS, SH, GOVT.	89.00			
32	Sheikhpura	CANARA	19-01-2010	YES	YES	YES	YES	YES	30	927	10398	8053	3505	SRLM	0.00			
33	Sheohar	BOB	31-03-2010	YES	YES	YES	YES	NO	25	764	247	6882	4470	SRLM	0.00			
34	Sitamarhi	BOB	28-03-2012	YES	YES	YES	YES	YES	15	389	182	5016	4109	SRLM	12.00			
35	Siwan	CBI	15-03-2011	YES	YES	YES	YES	YES	19	647	257	7305	593	SRLM	2.87			
36	Supaul	SBI	25-03-2009	YES	YES	YES	YES	YES	34	976	447	13088	10112	SRLM JIVIKA	82.00			
37	Vaishali	CANARA	30-01-2008	YES	YES	YES	YES	YES	0	290	211	6238	3545	SRLM, KVIC	9.00			
38	West Champaran	CBI	27-01-2011	YES	YES	YES	YES	YES	3245	859	25089	278882	156245		1199.00			
Total Bihar									859	25089	9732	278882	156245	68945				



**STATE LEVEL RANKERS' COMMITTEE**

Cases Pending with District Authorities for Disposal under Section 13 (4) of SARFAESI as on 31.03.2023

S.N.	Bank Name	(Rs. In lakh)							
		Pending Cases as on 31.12.2022		Cases filed during the quarter - March 2023		Cases disposed during the quarter March 2023		Pending Cases as on 31.03.2023	
		No. of Acs	Amt	No. of Acs	Amt	No. of Acs	Amt	No. of Acs	Amt
	<b>LEAD BANKS</b>								
1	STATE BANK OF INDIA	80	828	26	281	2	55	104	1054
2	CENTRAL BANK OF INDIA	72	1599	0	0	8	333	64	1266
3	PUNJAB NATIONAL BANK	710	32355	73	1076	70	1244	713	32187
4	CANARA BANK	114	4907	9	242	37	724	86	4425
5	UCO BANK	38	598	11	94	6	55	43	637
6	BANK OF BARODA	101	3881	6	139	32	842	75	3178
7	UNION BANK OF INDIA	0	0	0	0	0	0	0	0
	<b>OTHER BANKS</b>								
8	BANK OF INDIA	75	1207	31	1627	14	141	92	2693
9	BANK OF MAHARASHTRA	4	146	1	60	0	0	5	206
10	INDIAN BANK	0	0	65	817	0	0	65	817
11	INDIAN OVERSEAS BANK	0	0	0	0	0	0	0	0
12	PUNJAB AND SIND BANK	34	1025	0	0	0	0	34	1025
	<b>Total Public Sector Bank</b>	<b>1228</b>	<b>46546</b>	<b>222</b>	<b>4336</b>	<b>169</b>	<b>3394</b>	<b>1281</b>	<b>47488</b>
	<b>PRIVATE BANKS</b>								
13	IDBI	13	819	8	81	0	0	21	900
14	ICICI BANK	18	648	4	283	2	98	20	833
15	FEDERAL BANK	3	1	3	140	0	0	6	141
16	JAMMU KASHMIR BANK	0	0	0	0	0	0	0	0
17	SOUTH INDIAN BANK	0	0	0	0	0	0	0	0
18	AXIS BANK	0	0	0	0	0	0	0	0
19	HDFC BANK	0	0	0	0	0	0	0	0
20	INDUSIND BANK	0	0	0	0	0	0	0	0
21	KARNATAKA BANK	0	0	0	0	0	0	0	0
22	KOTAK MAHINDRA	0	0	0	0	0	0	0	0
23	YES BANK	0	0	0	0	0	0	0	0
24	BANDHAN BANK	1	0	0	0	0	0	1	0
25	RBL BANK	0	0	0	0	0	0	0	0
26	IDFC FIRST BANK Ltd	0	0	0	0	0	0	0	0
27	Karur Vysya Bank	0	0	0	0	0	0	0	0
	<b>Total Private Sector Bank</b>	<b>35</b>	<b>1408</b>	<b>15</b>	<b>504</b>	<b>2</b>	<b>98</b>	<b>48</b>	<b>1874</b>
	<b>Total COMM. BANKS</b>	<b>1263</b>	<b>48014</b>	<b>237</b>	<b>4840</b>	<b>171</b>	<b>3492</b>	<b>1329</b>	<b>49362</b>
	<b>CO-OPERATIVE BANKS</b>								
28	STATE CO-OP. BANK	0	0	0	0	0	0	0	0
	<b>Total Cooperative Bank</b>	<b>0</b>	<b>0</b>	<b>0</b>	<b>0</b>	<b>0</b>	<b>0</b>	<b>0</b>	<b>0</b>
	<b>REGIONAL RURAL BANKS</b>								
29	DAKSHIN BIHAR GRAMIN BANK	143	3025	1	43	26	520	118	2548
30	UTTAR BIHAR GRAMIN BANK	67	571	39	325	13	92	93	804
	<b>Total Region Rural Bank</b>	<b>210</b>	<b>3596</b>	<b>40</b>	<b>368</b>	<b>39</b>	<b>612</b>	<b>211</b>	<b>3352</b>
	<b>SMALL FINANCE BANK</b>								
31	JANA SFB	0	0	0	0	0	0	0	0
32	UTKARSH SFB	0	0	0	0	0	0	0	0
33	UJJIVAN SFB	0	0	0	0	0	0	0	0
34	ESAF	0	0	0	0	0	0	0	0
	<b>Total Small Financial Bank</b>	<b>0</b>	<b>0</b>	<b>0</b>	<b>0</b>	<b>0</b>	<b>0</b>	<b>0</b>	<b>0</b>
	<b>TOTAL FOR BIHAR</b>	<b>1473</b>	<b>51610</b>	<b>277</b>	<b>5208</b>	<b>210</b>	<b>4104</b>	<b>1540</b>	<b>52714</b>

STATE LEVEL BANKERS' COMMITTEE									
Cases Pending with District Authorities for Disposal under Section 13 (4) of SARFAESI as on 31.03.2023									
(Rs. In lakh)									
S.N.	District	Pending Cases as on 31.12.2022		Cases filed during the quarter - March 2023		Cases disposed during the quarter March 2023		Pending Cases as on 31.03.2023	
		No. of Acs	Amt	No. of Acs	Amt	No. of Acs	Amt	No. of Acs	Amt
1	Araria	30	939	2	10	4	33	28	916
2	Arwal	2	34	4	61	0	0	6	95
3	Aurangabad	35	1061	4	36	2	6	37	1091
4	Banka	5	105	1	4	0	0	6	109
5	Begusarai	22	1552	5	32	6	84	21	1500
6	Bhagalpur	22	1700	5	86	8	214	19	1572
7	Bhojpur	22	413	6	118	8	259	20	272
8	Buxar	21	164	4	67	4	121	21	110
9	Darbhanga	17	434	5	54	6	60	16	428
10	East Champaran	55	1185	3	98	3	142	55	1141
11	Gaya	26	1384	12	395	16	483	22	1296
12	Gopalganj	20	230	11	70	1	20	30	280
13	Jamui	20	245	1	10	3	17	18	238
14	Jehanabad	7	159	10	67	0	0	17	226
15	Kaimur	31	1687	10	243	11	241	30	1689
16	Katihar	28	325	8	96	1	11	35	410
17	Khagaria	22	417	1	10	3	38	20	389
18	Kishanganj	20	157	10	100	5	36	25	221
19	Lakhisarai	4	99	1	11	4	99	1	11
20	Madhepura	9	131	1	6	9	57	1	80
21	Madhubani	23	272	2	38	4	50	21	260
22	Munger	14	241	2	9	8	92	8	158
23	Muzaffarpur	129	3161	10	308	16	358	123	3111
24	Nalanda	75	1537	12	141	1	10	86	1668
25	Nawada	61	1237	5	64	2	42	64	1259
26	Patna	280	21734	56	1887	31	601	305	23020
27	Purnea	83	2202	19	269	5	69	97	2402
28	Rohtas	124	4669	7	82	7	88	124	4663
29	Saharsa	33	650	9	142	3	43	39	749
30	Samastipur	18	251	6	64	8	105	16	210
31	Saran	46	456	10	51	9	196	47	311
32	Sheikhpura	13	142	3	86	1	20	15	208
33	Sheohar	13	221	2	32	1	8	14	245
34	Sitamarhi	19	241	7	125	3	24	23	342
35	Siwan	43	855	8	106	9	301	42	660
36	Supaul	6	46	1	4	1	4	6	46
37	Vaishali	43	676	9	119	6	85	46	710
38	West Champaran	32	598	5	107	1	87	36	618
Total		1473	51610	277	5208	210	4104	1540	52714

**Annex II - Expanding and Deepening of Digital Payments Ecosystem - Review Format**  
Arwal as on 31.03.2023

Name of Bank	Digital coverage for individuals (Savings Accounts)														Coverage with at least one of the digital modes of payment (Debit/ RuPay cards, Internet banking, Mobile banking, UPI, USSD, AEPS)		No. of Operative SB Accounts						
	Eligible Operative Savings Accounts				Debit/ RuPay cards coverage				Internet Banking coverage				Mobile Banking + UPI + USSD coverage					AEPS coverage					
	No. of Accounts	Of which, no. of women accounts	Total No. of Accounts covered	% coverage	Out of total no. of women accounts (GB), no of women accounts covered	% coverage for women accounts	Total No. of Accounts covered	% coverage	Out of total no. of women accounts (GB), no of women accounts covered	% coverage for women accounts	Total No. of Accounts covered	% coverage	Out of total no. of women accounts (GB), no of women accounts covered	% coverage for women accounts	Total No. of Accounts covered	% coverage		Out of total no. of women accounts (GB), no of women accounts covered	% coverage for women accounts				
Axis Bank	3059	550	2941	96.14	516	93.82	731	23.90	77	14.00	2101	68.68	284	51.64	841	27.49	131	23.82	3028	98.99	537	97.64	636
Bandhan Bank	14536	12235	4894	33.67	2542	20.78	555	3.68	78	0.64	12520	86.13	11802	96.46	0	0.00	0	0.00	14442	98.35	12187	99.61	5
Bank of Baroda	28232	6210	26357	93.36	5339	85.97	1012	3.58	167	2.69	15170	53.73	4860	78.26	27227	96.44	5934	95.56	28232	100.00	6210	100.00	465
Bank of India	62808	31915	22120	35.22	9141	28.64	1485	2.36	377	1.18	8325	13.25	1817	5.69	62298	99.19	31603	99.02	62808	100.00	31915	100.00	2237
Canara Bank	8940	3648	8789	98.31	3216	88.16	6739	75.38	3138	86.02	8638	96.62	2738	75.05	8026	88.78	3569	97.83	8940	100.00	3648	100.00	0
Central Bank Of India	4321	1688	2401	55.57	785	46.50	4125	95.46	1682	99.64	607	14.05	127	7.52	2371	54.87	1395	92.64	4321	100.00	1682	99.64	39
DBGB	143164	80412	15582	10.86	4956	6.16	0	0.00	0	0.00	8901	6.20	3957	4.92	127095	88.59	71425	88.82	140654	98.04	78810	98.01	0
FINO Payment Bank	3876	1281	3637	93.70	1096	85.56	3876	100.00	1281	100.00	3870	98.85	1279	99.84	3093	79.80	1137	88.76	3876	100.00	1281	100.00	0
HDFC Bank Ltd.	3878	716	3692	95.20	692	96.65	3871	99.82	715	99.86	3874	99.90	715	99.86	1097	28.29	185	25.84	3878	100.00	716	100.00	588
ICICI BANK	1103	165	1074	97.37	161	97.58	677	61.38	66	40.00	1005	91.12	128	77.58	902	81.78	135	81.82	1074	97.37	161	97.58	0
Indian Bank	34246	14847	15200	44.38	7708	51.92	5571	16.27	2205	14.85	8891	25.96	3582	24.13	33504	97.83	14580	96.20	34246	100.00	14847	100.00	1881
Indian Overseas Bank	4309	2315	4251	98.65	2171	93.78	1846	42.84	978	42.25	2974	69.02	1105	47.73	4251	98.65	2204	95.21	4251	98.65	2274	98.23	58
IPPB	28900	12391	15999	5.52	174	1.40	0	0.00	0	0.00	27700	95.55	11919	96.19	3446	11.89	1157	9.34	27700	95.55	11919	96.19	0
State Bank of India	69378	27218	59520	85.79	21734	79.85	18999	27.38	3157	11.60	13380	22.17	2178	8.00	64964	93.64	24956	91.69	69008	99.47	27032	99.32	2508
UCO Bank	8419	4547	6458	76.71	2194	48.25	1238	14.70	254	5.59	4836	57.44	2681	58.96	7874	93.53	3922	86.25	8419	100.00	4547	100.00	1060
Union Bank of India	72479	34621	72479	100.00	34621	100.00	796	1.10	319	0.92	3398	4.69	1582	4.57	66923	92.33	31590	91.25	72479	100.00	34621	100.00	4786
Utkarsh SFB	1204	1191	1186	98.50	1173	98.49	45	3.74	38	3.19	48	3.99	40	3.36	0	0.00	0	0.00	1186	98.50	1173	98.49	0
Punjab National Bank	208105	103040	108545	57.16	43652	42.36	15598	7.50	4197	4.07	29852	14.34	5784	5.61	191542	92.04	91764	89.06	208105	99.02	101980	98.97	0
Total	701347	338990	960720	51.43	141871	41.85	67144	9.57	18729	5.52	153090	22.54	56578	16.69	605454	86.33	285687	84.28	684600	99.04	335540	98.98	14663

**Annex II - Expanding and Deepening of Digital Payments Ecosystem - Review Format**

Arwal as on 31.03.2023

Name of Bank	Digital coverage for Businesses (Current Accounts)												No. of Operative Current/ Business Accounts ineligible for digital coverage as per bank's Board approved policies	
	Total No. of Operative Current/ Business Accounts	Eligible Operative Current/ Business Accounts covered through Net Banking		Eligible Operative Current/ Business Accounts covered with POS/ QR		Eligible Operative Current/ Business Accounts covered with Mobile Banking etc.		Eligible Operative Current/ Business Accounts covered with at least one of facilities - Net Banking/ POS/ QR/ Mobile Banking		No. of accounts covered	% coverage	No. of accounts covered		% coverage
		No. of accounts covered	% coverage	No. of accounts covered	% coverage	No. of accounts covered	% coverage	No. of accounts covered	% coverage					
Axis Bank	482	113	23.44	91	18.88	183	37.97	404	83.82	404	83.82	113		
Bandhan Bank	346	99	28.61	4	1.16	333	96.24	333	96.24	333	96.24	1		
Bank of Baroda	229	141	61.57	219	95.63	226	98.69	229	100.00	229	100.00	0		
Bank of India	913	453	49.62	295	32.31	371	40.64	761	83.35	761	83.35	0		
Canara Bank	267	250	93.63	196	73.41	262	98.13	267	100.00	267	100.00	0		
Central Bank Of India	70	55	78.57	22	31.43	21	30.00	70	100.00	70	100.00	18		
DBGB	728	0	0.00	294	40.38	84	11.54	377	51.79	377	51.79	0		
FINO Payment Bank	0	0	0.00	0	0.00	0	0.00	0	0.00	0	0.00	0		
HDFC Bank Ltd.	441	438	99.32	39	8.84	438	99.32	441	100.00	441	100.00	70		
ICICI BANK	117	81	69.23	117	100.00	99	84.62	117	100.00	117	100.00	70		
Indian Bank	769	512	66.58	685	89.08	465	60.47	769	100.00	769	100.00	21		
Indian Overseas Bank	27	24	88.89	14	51.85	0	0.00	24	88.89	24	88.89	3		
IPPB	0	0	0.00	0	0.00	0	0.00	0	0.00	0	0.00	0		
State Bank of India	1173	857	73.06	18	1.53	76	6.48	926	78.94	926	78.94	87		
UCO Bank	68	26	38.24	38	55.88	49	72.06	68	100.00	68	100.00	25		
Union Bank of India	719	183	25.45	85	11.82	714	99.30	714	99.30	714	99.30	251		
Utkarsh SFB	0	0	0.00	0	0.00	0	0.00	0	0.00	0	0.00	0		
Punjab National Bank	853	325	38.10	698	81.83	762	89.33	829	97.19	829	97.19	341		
<b>Total</b>	<b>7202</b>	<b>3557</b>	<b>49.39</b>	<b>2815</b>	<b>39.09</b>	<b>4083</b>	<b>56.69</b>	<b>6329</b>	<b>87.88</b>	<b>6329</b>	<b>87.88</b>	<b>1000</b>		

**Annex II - Expanding and Deepening of Digital Payments Ecosystem - Review Format**

**Seikhpura as on 31.03.2023**

Name of Bank	Digital coverage for Individuals (Savings Accounts)														No. of Operative SB Accounts ineligible for digital coverage as per bank's Board approved policies										
	Eligible Operative Savings Accounts				Debit/ RuPay cards coverage				Internet Banking coverage				Mobile Banking + UPI + USSD coverage				AEPS coverage				Coverage with at least one of the digital modes of payment (Debit/ RuPay/ cards, Internet banking, Mobile banking, UPI, USSD, AEPS)				
	No. of Accounts	Of which no. of women accounts	Total No. of Accounts covered	% coverage	Out of total no. of women accounts (G6), no. of women accounts covered	% coverage	Total No. of Accounts covered	% coverage	Out of total no. of women accounts (G6), no. of women accounts covered	% coverage	Total No. of Accounts covered	% coverage	Out of total no. of women accounts (G6), no. of women accounts covered	% coverage		Total No. of Accounts covered	% coverage	Out of total no. of women accounts (G6), no. of women accounts covered	% coverage	Total No. of Accounts covered	% coverage	Out of total no. of women accounts (G6), no. of women accounts covered	% coverage		
CANARA	105865	50964	103009	97.30	48865	95.88	73932	69.84	29965	58.80	78990	74.61	32956	64.67	104998	99.18	49300	96.73	105865	100.00	50964	100.00	0		
AXIS	3398	705	3317	97.62	687	97.45	670	19.72	98	13.90	2203	64.83	353	50.07	719	21.16	138	19.57	3375	99.32	699	99.15	636		
BOB	30763	6582	29118	94.65	6375	96.86	3120	47.40	557	8.46	35041	81.40	4729	71.85	28210	91.70	6030	91.61	30763	100.00	6582	100.00	495		
BOI	32977	13781	18084	54.84	6536	47.43	1158	3.51	214	1.55	9639	29.23	1960	14.22	32548	98.70	13600	98.69	32977	100.00	13781	100.00	310		
CBI	7175	3038	5954	74.62	1515	49.87	7045	98.19	2547	83.84	122	1.70	405	13.33	7095	98.89	2845	93.65	7175	100.00	2865	94.31	98		
DBGB	114995	67994	8629	7.50	3102	4.56	0	0.00	0	0.00	2935	2.55	1489	2.19	92466	80.41	54696	80.44	112783	98.08	66152	97.29	0		
HDFC BANK	4207	769	4021	95.58	743	96.62	4101	97.43	722	93.89	4109	97.67	725	94.28	1587	37.72	306	39.79	4207	100.00	769	100.00	545		
ICICI	1594	313	1440	90.34	273	87.22	1136	71.27	168	53.67	1488	93.35	257	82.11	1211	75.97	251	80.19	1576	98.87	284	90.73	0		
SBI	96097	43170	81345	84.65	36136	83.71	19149	19.93	3959	9.17	15064	15.68	2800	6.49	93653	97.46	41950	97.17	95779	99.67	43061	99.75	1916		
UCO	33477	17800	24546	73.32	9906	55.65	2981	8.90	1398	7.85	24307	72.61	10771	60.51	30701	91.71	15590	87.58	33477	100.00	17800	100.00	9328		
UNION BANK	13519	5845	5295	39.17	2390	40.89	245	1.81	112	1.92	1346	9.96	375	6.42	13192	97.58	5650	96.66	13425	99.30	5695	97.43	0		
UTKARSH BANK	4039	3899	3650	90.37	3513	90.10	229	5.67	184	4.72	282	6.98	220	5.64	0	0.00	0	0.00	3650	90.37	3513	90.10	0		
PNB	66408	28444	32102	48.34	11311	39.77	17692	26.64	4856	17.07	20462	30.81	4724	16.61	56872	85.64	22798	80.15	66192	99.67	26872	94.47	0		
BANDHAN BANK	13200	9485	9994	75.71	5380	56.72	667	5.05	98	1.03	9358	70.89	8413	88.70	0	0.00	0	0.00	13045	98.83	9417	99.28	3		
IDBI	4614	1748	3438	74.51	999	57.15	1704	36.93	376	21.51	3507	76.01	404	23.11	4039	87.54	1574	90.05	4484	97.18	1670	95.54	0		
INDIAN BANK	14157	7382	10111	71.42	6125	82.97	1311	9.26	512	6.94	11152	78.77	3475	47.07	13750	97.13	7289	98.74	13750	97.13	7289	98.74	407		
PPB	64209	28444	3045	4.74	416	1.46	0	0.00	0	0.00	62129	96.76	27269	95.87	5212	8.12	1534	5.39	62129	96.76	27269	95.87	0		
<b>Total</b>	<b>610694</b>	<b>290363</b>	<b>346498</b>	<b>56.74</b>	<b>144272</b>	<b>49.69</b>	<b>135140</b>	<b>22.13</b>	<b>45766</b>	<b>15.76</b>	<b>272134</b>	<b>44.56</b>	<b>101325</b>	<b>34.90</b>	<b>486253</b>	<b>79.62</b>	<b>223551</b>	<b>76.99</b>	<b>604652</b>	<b>99.01</b>	<b>284682</b>	<b>98.04</b>	<b>13738</b>		

## Annex II - Expanding and Deepening of Digital Payments Ecosystem - Review Format

Seikhpura as on 31.03.2023

<b>Digital coverage for Businesses (Current Accounts)</b>											
Name of Bank	Total No. of Eligible Operative Current/ Business Accounts	Eligible Operative Current/ Business Accounts covered through Net Banking		Eligible Operative Current/ Business Accounts covered with POS/ QR		Eligible Operative Current/ Business Accounts covered with Mobile Banking etc.		Eligible Operative Current/ Business Accounts covered with at least one of facilities - Net Banking/ POS/ QR/ Mobile Banking		No. of Operative Current/ Business Accounts ineligible for digital coverage as per bank's Board approved policies	
		No. of accounts covered	% coverage	No. of accounts covered	% coverage	No. of accounts covered	% coverage	No. of accounts covered	% coverage		
CANARA	2896	2836	97.93	1938	66.92	2368	81.77	2896	100.00	0	
AXIS	507	152	29.98	61	12.03	232	45.76	453	89.35	90	
BOB	225	158	70.22	208	92.44	215	95.56	225	100.00	0	
BOI	350	105	30.00	58	16.57	125	35.71	350	100.00	0	
CBI	97	80	82.47	13	13.40	67	69.07	97	100.00	2	
DBGB	357	0	0.00	189	52.94	11	3.08	195	54.62	0	
HDFC BANK	589	570	96.77	13	2.21	570	96.77	589	100.00	124	
ICICI	215	132	61.40	215	100.00	199	92.56	215	100.00	0	
SBI	1737	976	56.19	46	2.65	157	9.04	1130	65.05	74	
UCO	113	91	80.53	109	96.46	84	74.34	113	100.00	85	
UNION BANK	90	23	25.56	64	71.11	32	35.56	85	94.44	0	
UTKARSH BANK	0	0	0.00	0	0.00	0	0.00	0	0.00	0	
PNB	544	304	55.88	382	70.22	398	73.16	541	99.45	0	
BANDHAN BANK	504	76	15.08	4	0.79	468	92.86	471	93.45	0	
IDBI	274	198	72.26	99	36.13	207	75.55	262	95.62	0	
INDIAN BANK	380	275	72.37	150	39.47	308	81.05	325	85.53	55	
IPPB	0	0	0.00	0	0.00	0	0.00	0	0.00	0	
Total	8878	5976	67.31	3549	39.98	5441	61.29	7947	89.51	430	

QUARTERLY REPORT ON CONDUCT OF SPECIAL CAV/PS BY T-1Cs (GOING DIGITAL) : Annexure-2 Part(A)  
AS ON 31.03.2023

Bank Name	FLC Code	Sr. No. of Camp	Date of special camp	District	Block	Village	No Of Participants	Stakeholders present (Indicate Y/N)					Others	
								LDM	DDM	LDO	Local Govt	NGO		BC
CENTRAL BANK OF INDIA	5701	23	28-03-2023	SIWAN	BAISAKHI	PACHRUKHI	19	N	N	N	N	N	N	Y
CENTRAL BANK OF INDIA	5701	22	27-03-2023	SIWAN	SORAPUR	HUSEGANJ	17	Y	N	N	Y	N	N	N
CENTRAL BANK OF INDIA	5701	21	23-03-2023	SIWAN	FARIDPUR	ANDER	22	N	N	N	N	N	N	Y
CENTRAL BANK OF INDIA	5701	20	20-03-2023	SIWAN	SARSATA	SIWAN	18	N	N	N	N	N	N	Y
CENTRAL BANK OF INDIA	5701	19	17-03-2023	SIWAN	CHHATA	HUSEGANJ	21	Y	N	N	N	Y	N	Y
CENTRAL BANK OF INDIA	5701	18	13-03-2023	SIWAN	KARCHUI	MAIRWA	23	N	N	N	N	N	N	Y
CENTRAL BANK OF INDIA	5701	17	06-03-2023	SIWAN	SIWAN	SIWAN	19	N	N	N	Y	N	N	N
CENTRAL BANK OF INDIA	5701	16	28-02-2023	SIWAN	PACHRUKHI	PACHRUKHI	22	Y	N	N	N	N	N	N
CENTRAL BANK OF INDIA	5701	15	23-02-2023	SIWAN	ANDER	ANDER	19	Y	N	N	N	N	N	N
CENTRAL BANK OF INDIA	5701	14	22-02-2023	SIWAN	MAHARAIGANJ	MAHARAIGANJ	28	Y	N	N	N	N	N	N
CENTRAL BANK OF INDIA	5701	13	18-02-2023	SIWAN	HUSEGANJ	HUSEGANJ	34	Y	N	N	N	N	N	N
CENTRAL BANK OF INDIA	5701	12	17-02-2023	SIWAN	NAVIGANJ	NAVIGANJ	28	Y	N	N	N	N	N	N
CENTRAL BANK OF INDIA	5701	11	15-02-2023	SIWAN	RAGHUNATHPUR	RAGHUNATHPUR	21	Y	N	N	N	N	N	N
CENTRAL BANK OF INDIA	5701	10	11-02-2023	SIWAN	HUSEGANJ	HUSEGANJ	17	N	N	N	N	N	N	Y
CENTRAL BANK OF INDIA	5701	9	11-02-2023	SIWAN	HUSEGANJ	HUSEGANJ	33	N	N	N	N	N	N	Y
CENTRAL BANK OF INDIA	5701	8	20-01-2023	SIWAN	THEPHA	ZIRADIE	32	N	N	N	N	Y	N	N
CENTRAL BANK OF INDIA	5701	7	19-01-2023	SIWAN	VIAYPUR	MAIRWA	18	N	N	N	N	N	N	Y
CENTRAL BANK OF INDIA	5701	6	17-01-2023	SIWAN	BHADDA	SIWAN	20	N	N	N	N	N	N	Y
CENTRAL BANK OF INDIA	5701	5	14-01-2023	SIWAN	KARBALA	BADHARIA	27	N	N	N	N	N	N	Y
CENTRAL BANK OF INDIA	5701	4	12-01-2023	SIWAN	HUSEGANJ	MACHKANA	27	N	N	N	N	N	N	Y
CENTRAL BANK OF INDIA	5701	3	10-01-2023	SIWAN	PACHRUKHI	BARKA GAON	19	N	N	N	N	N	N	Y
CENTRAL BANK OF INDIA	5701	2	07-01-2023	SIWAN	PACHRUKHI	PAPAPUR	21	N	N	N	N	Y	N	N
CENTRAL BANK OF INDIA	5701	1	06-01-2023	SIWAN	SIWAN	AMLORI	28	N	N	N	Y	N	N	N
CENTRAL BANK OF INDIA	6202	18	21-03-2023	MUZAFFARPUR	KANTI	BANGAPA CHOWK	33	N	N	N	N	N	N	Y
CENTRAL BANK OF INDIA	6202	17	21-03-2023	MUZAFFARPUR	KANTI	DAMODARPUR	18	N	N	N	N	N	N	Y
CENTRAL BANK OF INDIA	6202	16	21-03-2023	MUZAFFARPUR	SAKRA	HARIPUR KRISHNA	39	N	N	N	N	N	N	Y
CENTRAL BANK OF INDIA	6202	15	21-03-2023	MUZAFFARPUR	MUSAHARY	MANIK CHOWK	23	N	N	N	N	N	N	Y
CENTRAL BANK OF INDIA	6202	14	21-03-2023	MUZAFFARPUR	MUSAHARY	NAYA GAON	62	N	N	N	N	N	N	Y
CENTRAL BANK OF INDIA	6202	13	21-03-2023	MUZAFFARPUR	MUSAHARY	CHAPRAMRGH	43	N	N	N	N	N	N	Y
CENTRAL BANK OF INDIA	6202	12	21-03-2023	MUZAFFARPUR	MUSAHARY	PRAHLADPUR	72	N	N	N	N	N	N	Y
CENTRAL BANK OF INDIA	6202	11	21-03-2023	MUZAFFARPUR	MUSAHARY	DIGHARA	68	N	N	N	N	N	N	Y
CENTRAL BANK OF INDIA	6202	10	20-03-2023	MUZAFFARPUR	KURHANI	AMRAKH	68	N	N	N	N	N	N	Y
CENTRAL BANK OF INDIA	6202	9	02-03-2023	MUZAFFARPUR	MUSAHARY	BHAGWANPUR	49	N	N	N	N	N	N	Y
CENTRAL BANK OF INDIA	6202	8	21-02-2023	MUZAFFARPUR	BOCHAHA	NARMA	69	N	N	N	N	N	N	Y
CENTRAL BANK OF INDIA	6202	7	17-02-2023	MUZAFFARPUR	MUSAHARY	RDS COLLEGE MUZ	107	N	N	N	N	N	N	Y
CENTRAL BANK OF INDIA	6202	6	17-02-2023	MUZAFFARPUR	KANTI	BANGARA CHCWK	67	N	N	N	N	N	N	Y
CENTRAL BANK OF INDIA	6202	5	16-02-2023	MUZAFFARPUR	SARAIYA	BHAKHARA	89	N	N	N	N	N	N	Y
CENTRAL BANK OF INDIA	6202	4	25-01-2023	MUZAFFARPUR	KANTI	DAMODARPUR	27	N	N	N	N	N	N	Y
CENTRAL BANK OF INDIA	6202	3	20-01-2023	MUZAFFARPUR	MUSAHARY	PATAHI, BHAGWAN	32	N	N	N	N	N	N	Y
CENTRAL BANK OF INDIA	6202	2	19-01-2023	MUZAFFARPUR	SARAIYA	BHAKHARA	52	N	N	N	N	N	N	Y
CENTRAL BANK OF INDIA	6202	1	17-01-2023	MUZAFFARPUR	BOCHAHA	GARHA CHOWK	47	N	N	N	N	N	N	Y
CENTRAL BANK OF INDIA	6301	8	18-02-2023	GOPALGANJ	VIAYPUR	MATHIA	41	Y	Y	Y	Y	Y	Y	Y
CENTRAL BANK OF INDIA	6301	7	11-02-2023	GOPALGANJ	VIAYPUR	GANGACHHAPAR	34	Y	Y	Y	Y	Y	Y	Y
CENTRAL BANK OF INDIA	6301	6	08-02-2023	GOPALGANJ	VIAYPUR	BIRWAT	77	Y	Y	Y	Y	Y	Y	Y
CENTRAL BANK OF INDIA	6301	5	03-02-2023	GOPALGANJ	VIAYPUR	BANKATA	28	Y	Y	Y	Y	Y	Y	Y
CENTRAL BANK OF INDIA	6301	4	21-01-2023	GOPALGANJ	BAKUNTPUR	GORAUL	41	Y	Y	Y	Y	Y	Y	Y
CENTRAL BANK OF INDIA	6301	3	18-01-2023	GOPALGANJ	BAKUNTPUR	BHIMPURA	38	Y	Y	Y	Y	Y	Y	Y
CENTRAL BANK OF INDIA	6301	2	11-01-2023	GOPALGANJ	BAKUNTPUR	BANKASTI	46	Y	Y	Y	Y	Y	Y	Y
CENTRAL BANK OF INDIA	6301	1	04-01-2023	GOPALGANJ	BAKUNTPUR	SAMPUR	32	Y	Y	Y	Y	Y	Y	Y
CENTRAL BANK OF INDIA	6301	17	20-03-2023	GOPALGANJ	KHCHAIKOT	BEDUA	36	Y	Y	Y	Y	Y	Y	Y

ANNEX III - PART A

QUARTERLY REPORT ON CONDUCT OF SPECIAL CAMPS BY F. Cs (GOING DIGITAL) : Annexure-2 Part(A)

AS ON 31.03.2023

Bank Name	FLC Code	Sr. No. of Camp	Date of special camp	District	Block	Village	No. Of Participants	Stakeholders present (Indicate Y/N)						Others	
								LDM	DDM	LDO	Local Govt	NGO	BC		
CENTRAL BANK OF INDIA	6301	16	16-03-2023	GOPALGANJ	F-ATHUA	MIRZAPUR	32	Y	Y	Y	Y	Y	Y	Y	Y
CENTRAL BANK OF INDIA	6301	15	14-03-2023	GOPALGANJ	F-ATHUA	RUPANCHAK	28	Y	Y	Y	Y	Y	Y	Y	Y
CENTRAL BANK OF INDIA	6301	14	13-03-2023	GOPALGANJ	F-ATHUA	PIPARA KHAS	26	Y	Y	Y	Y	Y	Y	Y	Y
CENTRAL BANK OF INDIA	6301	13	13-03-2023	GOPALGANJ	F-ATHUA	FATEPUR	23	Y	Y	Y	Y	Y	Y	Y	Y
CENTRAL BANK OF INDIA	6301	12	02-03-2023	GOPALGANJ	F-ATHUA	BHAROPATTI	21	Y	Y	Y	Y	Y	Y	Y	Y
CENTRAL BANK OF INDIA	6301	11	28-02-2023	GOPALGANJ	SIDHWALLA	HARPUR	33	Y	Y	Y	Y	Y	Y	Y	Y
CENTRAL BANK OF INDIA	6301	10	24-02-2023	GOPALGANJ	SIDHWALLA	SUPAULI	28	Y	Y	Y	Y	Y	Y	Y	Y
CENTRAL BANK OF INDIA	6301	9	22-02-2023	GOPALGANJ	SIDHWALLA	BUDSHI	46	Y	Y	Y	Y	Y	Y	Y	Y
CENTRAL BANK OF INDIA	6301	24	31-03-2023	GOPALGANJ	KHCHAIKOT	AHIYAPUR	21	Y	Y	Y	Y	Y	Y	Y	Y
CENTRAL BANK OF INDIA	6301	23	29-03-2023	GOPALGANJ	KHCHAIKOT	SAPHAGAON	22	Y	Y	Y	Y	Y	Y	Y	Y
CENTRAL BANK OF INDIA	6301	22	29-03-2023	GOPALGANJ	KHCHAIKOT	PUR KHAS	35	N	Y	Y	Y	Y	Y	Y	Y
CENTRAL BANK OF INDIA	6301	21	28-03-2023	GOPALGANJ	KHCHAIKOT	MATEYA KHAS	36	Y	Y	Y	Y	Y	Y	Y	Y
CENTRAL BANK OF INDIA	6301	20	27-03-2023	GOPALGANJ	KHCHAIKOT	KHAJURI	31	Y	Y	Y	Y	Y	Y	Y	Y
CENTRAL BANK OF INDIA	6301	19	24-03-2023	GOPALGANJ	KHCHAIKOT	KARWATAHI	40	Y	Y	Y	Y	Y	Y	Y	Y
CENTRAL BANK OF INDIA	6301	18	21-03-2023	GOPALGANJ	KHCHAIKOT	CHAILWA	31	Y	Y	Y	Y	Y	Y	Y	Y
PUNJAB NATIONAL BANK	3701	3	09-02-2023	KAIMUR	BHAGWANPUR	MOKARAM PALCHHIM	68	Y	Y	Y	Y	Y	Y	Y	N
PUNJAB NATIONAL BANK	3701	2	03-02-2023	KAIMUR	BHABUA	MAHUWARI	65	Y	Y	Y	Y	Y	Y	Y	N
PUNJAB NATIONAL BANK	3701	1	07-01-2023	KAIMUR	RAMGARH	KARAUINDA	58	Y	Y	Y	Y	Y	Y	Y	N
PUNJAB NATIONAL BANK	3701	4	28-02-2023	KAIMUR	CHAINPUR	AWNKHARA	57	Y	Y	Y	Y	Y	Y	Y	N
PUNJAB NATIONAL BANK	5102	4	24-02-2023	NALANDA	F-ARNAUT	GOKHULPUR	57	Y	Y	Y	Y	Y	Y	Y	N
PUNJAB NATIONAL BANK	5102	3	02-02-2023	NALANDA	THARTHARI	ASTA	67	Y	Y	Y	Y	Y	Y	Y	N
PUNJAB NATIONAL BANK	5102	1	18-01-2023	NALANDA	KARAI PARSURA	MANIAWAN	61	Y	Y	Y	Y	Y	Y	Y	N
PUNJAB NATIONAL BANK	5102	1	03-01-2023	NALANDA	GIRIAK	PURAINI	55	Y	Y	Y	Y	Y	Y	Y	N
PUNJAB NATIONAL BANK	5201	2	02-03-2023	BHOJIPUR	KOILWAR	SAKADDI	65	Y	Y	Y	Y	Y	Y	Y	N
PUNJAB NATIONAL BANK	5201	1	24-03-2023	BHOJIPUR	GARTANI	BALBANDH	56	Y	Y	Y	Y	Y	Y	Y	N
PUNJAB NATIONAL BANK	5801	2	03-01-2023	BURANGABAD	NARDIGANJ	WOHARI	67	Y	Y	Y	Y	Y	Y	Y	N
PUNJAB NATIONAL BANK	5801	1	21-03-2023	AURANGABAD	AKBARPUR	PIRAUNTA	68	Y	Y	Y	Y	Y	Y	Y	N
PUNJAB NATIONAL BANK	6002	1	17-01-2023	PATNA	FATWAH	DUMRI	62	Y	Y	Y	Y	Y	Y	Y	N
PUNJAB NATIONAL BANK	6002	2	01-02-2023	PATNA	MANER	MASAUHRA	59	Y	Y	Y	Y	Y	Y	Y	N
PUNJAB NATIONAL BANK	6002	5	12-01-2023	ROHTAS	AKORHI GOLA	BARAHI	52	Y	Y	Y	Y	Y	Y	Y	N
PUNJAB NATIONAL BANK	6002	4	28-02-2023	PATNA	MASAUHRI	DEORIA	68	Y	Y	Y	Y	Y	Y	Y	N
PUNJAB NATIONAL BANK	6002	3	22-02-2023	PATNA	BIHTA	PARKHOTIMPUR PA	67	Y	Y	Y	Y	Y	Y	Y	N
PUNJAB NATIONAL BANK	6702	3	20-02-2023	ROHTAS	SHEOSAGAR	KONAR	59	Y	Y	Y	Y	Y	Y	Y	N
PUNJAB NATIONAL BANK	6702	2	30-01-2023	ROHTAS	NASRIGANJ	SAHGI	59	Y	Y	Y	Y	Y	Y	Y	N
PUNJAB NATIONAL BANK	6702	1	25-01-2023	ROHTAS	DAWATH	KOATH (NP)	63	Y	Y	Y	Y	Y	Y	Y	N
PUNJAB NATIONAL BANK	6702	4	10-03-2023	ROHTAS	BIKRAMGANJ	NONHAR	61	Y	Y	Y	Y	Y	Y	Y	N
PUNJAB NATIONAL BANK	7502	2	08-02-2023	LAKHISARAI	BARAHITA	BILAURI	49	Y	Y	Y	Y	Y	Y	Y	N
PUNJAB NATIONAL BANK	7502	1	11-01-2023	LAKHISARAI	BARAHYA	SARMA	59	Y	Y	Y	Y	Y	Y	Y	N
PUNJAB NATIONAL BANK	8102	3	23-02-2023	JEHANABAD	NABINAGAR	HARIHAR URDANA	56	Y	Y	Y	Y	Y	Y	Y	N
PUNJAB NATIONAL BANK	8102	2	13-01-2023	JEHANABAD	HASPURA	SIHARI KHURD	48	Y	Y	Y	Y	Y	Y	Y	N
PUNJAB NATIONAL BANK	8102	1	01-01-0001	JEHANABAD	DAUDNAGAR	KHAIRA MAJHAULI	52	Y	Y	Y	Y	Y	Y	Y	N
CANARA BANK	79	1	05-01-2023	SHEIKHPURA	SHEIKHPLRA	SHEIKHPURA	35	Y	N	N	N	N	N	N	Y
CANARA BANK	79	4	19-01-2023	SHEIKHPURA	ARIARI	SHEIKHPURA	55	Y	N	N	N	N	N	N	Y
CANARA BANK	79	3	10-01-2023	SHEIKHPURA	SHEIKHPURA	SHEIKHPURA	145	N	N	N	N	N	N	N	Y
CANARA BANK	79	2	06-01-2023	SHEIKHPURA	SHEIKHPURA	SHEIKHPURA	1535	Y	N	N	N	N	N	N	Y
CANARA BANK	79	10	15-02-2023	SHEIKHPURA	SHEIKHPURA	KATARI	42	N	N	N	N	N	N	N	Y



ANNEX III - PART A

QUARTERLY REPORT ON CONDUCT OF SPECIAL CAMPS BY FLCs (GOING DIGITAL) : Annexure-2 Part(A)  
AS ON 31.03.2023

Bank Name	FLC Code	Sr. No. of Camp	Date of special camp	District	Block	Village	No Of Participants	Stakeholders present (Indicate Y/N)					Others	
								LDM	DDM	LDO	Local Govt	NGO		BC
CANARA BANK	79	9	14-02-2023	SHEIKHPURA	SHEIKHPURA	SHEIKHPURA	15	Y	Y	N	Y	N	N	Y
CANARA BANK	79	8	31-01-2023	SHEIKHPURA	BARBIGHA	BARBIGHA	25	N	N	N	N	N	N	Y
CANARA BANK	79	7	31-01-2023	SHEIKHPURA	GHAT KUSUMBA	DIH KUSUMBA	15	Y	N	N	N	N	N	Y
CANARA BANK	79	6	30-01-2023	SHEIKHPURA	SHEIKHPURA	SHEIKHPURA	35	N	N	N	Y	N	N	Y
CANARA BANK	79	5	19-01-2023	SHEIKHPURA	SHEIKHPURA	SHEIKHPURA	16	Y	N	N	N	N	Y	Y
CANARA BANK	79	19	17-03-2023	SHEIKHPURA	ARIARI	HUSSAINABAD	50	N	N	N	N	Y	N	Y
CANARA BANK	79	17	14-03-2023	SHEIKHPURA	ARIARI	ARIARI	55	N	N	N	N	N	N	Y
CANARA BANK	79	16	13-03-2023	SHEIKHPURA	ARIARI	ARIARI	40	Y	N	N	Y	N	N	Y
CANARA BANK	79	15	13-03-2023	SHEIKHPURA	BARBIGHA	BARBIGHA	47	Y	N	N	N	N	N	Y
CANARA BANK	79	14	13-03-2023	SHEIKHPURA	BARBIGHA	BARBIGHA	75	N	N	N	N	N	N	U
CANARA BANK	79	13	17-02-2023	SHEIKHPURA	BARBIGHA	BARBIGHA	200	N	N	N	N	N	N	Y
CANARA BANK	79	12	16-02-2023	SHEIKHPURA	SHEIKHPURA	RAMRAYPUR	45	Y	N	N	N	N	N	Y
CANARA BANK	79	11	15-02-2023	SHEIKHPURA	SHEIKHPURA	SHEIKHPURA	40	Y	N	N	N	N	N	Y
UCO BANK	8001	10	16-01-2023	Bhagalpur	sabour	sabour	38	Y	N	N	N	N	N	Y
UCO BANK	8001	9	15-01-2023	Bhagalpur	sabour	Bahadurpur	41	Y	N	N	N	N	N	Y
UCO BANK	8001	8	10-01-2023	Bhagalpur	Pirpanti	Manikpur	35	Y	N	N	N	N	Y	FLC
UCO BANK	8001	7	09-01-2023	Bhagalpur	Pirpanti	Ishipur	51	N	N	N	Y	N	Y	FLC
UCO BANK	8001	6	07-01-2023	Bhagalpur	Pirpanti	Pyalapur	25	N	N	N	N	N	Y	FLC
UCO BANK	8001	5	06-01-2023	Bhagalpur	Sultanganj	Masdi	38	N	N	N	N	N	Y	FLC
UCO BANK	8001	4	05-01-2023	Bhagalpur	Sultanganj	Sultanganj	56	Y	N	N	N	N	Y	FLC
UCO BANK	8001	3	04-01-2023	Bhagalpur	Jagdishpur	Habbipur	50	Y	N	N	N	N	Y	FLC
UCO BANK	8001	2	03-01-2023	Bhagalpur	Sanhoula	Tarar	29	N	N	N	N	N	Y	FLC
UCO BANK	8001	1	01-01-0001	Bhagalpur	sabour	facehpur	28	N	N	N	N	N	Y	FLC
UCO BANK	8001	34	29-03-2023	Bhagalpur	Pirpanti	Pirpanti	38	Y	N	N	Y	N	Y	FLC
UCO BANK	8001	35	28-03-2023	Bhagalpur	Kahalgao	Kahalgao	32	Y	N	N	N	N	Y	FLC
UCO BANK	8001	33	24-03-2023	Bhagalpur	Pirpanti	Dhanaura	34	N	N	N	N	N	Y	FLC
UCO BANK	8001	32	20-03-2023	Bhagalpur	Kahalgao	Ekchari	35	N	N	N	N	N	Y	FLC
UCO BANK	8001	31	16-03-2023	Bhagalpur	sahkund	Eachrukhi	34	Y	N	N	N	N	Y	FLC
UCO BANK	8001	30	10-03-2023	Bhagalpur	Pirpanti	Fauzda-1	34	N	N	N	N	N	Y	FLC
UCO BANK	8001	29	04-03-2023	Bhagalpur	Sultanganj	Sultanganj	34	Y	N	N	N	N	Y	FLC
UCO BANK	8001	28	03-03-2023	Bhagalpur	Naugachia	Nagarparishad	43	Y	N	N	N	N	Y	FLC
UCO BANK	8001	27	02-03-2023	Bhagalpur	Jagdishpur	Baijani	75	Y	N	N	N	N	Y	FLC
UCO BANK	8001	26	24-02-2023	Bhagalpur	Pirpanti	Gram Chhenno	35	N	N	N	N	N	Y	FLC
UCO BANK	8001	25	20-02-2023	Bhagalpur	Kahalgao	Sadanandpur	35	N	N	N	N	N	Y	FLC
UCO BANK	8001	24	17-02-2023	Bhagalpur	Pirpanti	Manikpur	38	N	N	N	N	N	Y	FLC
UCO BANK	8001	23	16-02-2023	Bhagalpur	Pirpanti	Barahat	50	N	N	N	N	N	Y	FLC
UCO BANK	8001	22	14-02-2023	Bhagalpur	Kahalgao	Parsurampur	40	N	N	N	N	N	Y	FLC
UCO BANK	8001	21	09-02-2023	Bhagalpur	Sabour	Fatehpur	36	Y	N	N	N	N	Y	FLC
UCO BANK	8001	20	07-02-2023	Bhagalpur	Kahalgao	Ekchari	42	N	N	N	N	N	Y	FLC
UCO BANK	8001	19	04-02-2023	Bhagalpur	Sanhoula	Tarar	42	N	N	N	N	N	Y	FLC
UCO BANK	8001	18	01-02-2023	Bhagalpur	Pirpanti	Buddhuchhak	36	N	N	N	N	N	Y	FLC
UCO BANK	8001	17	31-01-2023	Bhagalpur	Kahalgao	Kahalgao	24	Y	N	N	N	N	Y	FLC
UCO BANK	8001	16	30-01-2023	Bhagalpur	Kahalgao	NTPC Campus	66	Y	N	N	N	N	Y	FLC
UCO BANK	8001	15	25-01-2023	Bhagalpur	Kahalgao	Nandlalpur	25	N	N	N	N	N	Y	FLC
UCO BANK	8001	14	24-01-2023	Bhagalpur	Kahalgao	Ketoria	66	N	N	N	N	N	Y	FLC
UCO BANK	8001	13	21-01-2023	Bhagalpur	Pirpanti	Bhakhaur	52	N	N	N	N	N	Y	FLC
UCO BANK	8001	12	19-01-2023	Bhagalpur	Kahalgao	Kishundaspur	40	N	N	N	N	N	Y	FLC
UCO BANK	8001	11	18-01-2023	Bhagalpur	Kahalgao	Ekchari	41	N	N	N	N	N	Y	FLC
BANK OF BARODA	8001	8	24-03-2023	SITAMARHI	PUPRI	BELMOHAN	20	Y	N	N	N	N	N	RSETI

ANNEX III - PART A

QUARTERLY REPORT ON CONDUCT OF SPECIAL CAMPS BY FLC: (GOING DIGITAL) : Annexure-2 Part(A)

Bank Name	FLC Code	Sr. No. of Camp	Date of special camp	District	Block	Village	No Of Participants	Stakeholders present (Indicate Y/N)						Others
								LDM	DDM	LDO	Local Govt	NGO	BC	
BANK OF BARODA	5001	7	23-03-2023	SITAMARHI	PIPRI	PARSAUNI	32	Y	N	N	N	N	Y	RSETI
BANK OF BARODA	5001	6	17-02-2023	SITAMARHI	DUMRA	LAXIMPUR	23	Y	N	N	N	N	N	RSETI
BANK OF BARODA	5001	5	15-02-2023	SITAMARHI	RUNI SAIDPUR	BA'ATPUR	23	Y	N	N	N	N	N	RSETI
BANK OF BARODA	5001	4	14-02-2023	SITAMARHI	HASINGPUR	DUMRA	18	N	N	N	N	Y	Y	RSETI
BANK OF BARODA	5001	3	13-02-2023	SITAMARHI	RUNI SAIDPUR	MANIK CHOWK	20	Y	Y	N	N	Y	Y	RSETI
BANK OF BARODA	5001	2	19-01-2023	SITAMARHI	SURSAND	BHITHA MORE	35	Y	N	N	N	Y	Y	RSETI
BANK OF BARODA	5001	1	16-01-2023	SITAMARHI	PIRIHAR	PIRIHAR	25	N	N	N	N	Y	Y	RSETI
BANK OF BARODA	6501	16	02-02-2023	SHEOHAR	PURNAHIYA	VISHANPUR	14	Y	N	N	N	N	N	RSETI
BANK OF BARODA	6501	15	31-01-2023	SHEOHAR	PIPRI-H	SONAUL SULTAN	25	Y	N	N	N	N	N	RSETI
BANK OF BARODA	6501	14	30-01-2023	SHEOHAR	PIPRI-H	DHARAMPUR	21	N	N	N	N	N	N	RSETI
BANK OF BARODA	6501	13	25-01-2023	SHEOHAR	DUMRI KATSARI	SHYAMPUR	53	Y	N	N	N	N	Y	RSETI
BANK OF BARODA	6501	12	20-01-2023	SHEOHAR	SHEOHAR	SHREEPUR	26	N	N	N	N	N	N	RSETI
BANK OF BARODA	6501	11	16-01-2023	SHEOHAR	SHEOHAR	SHEOHAR	24	Y	Y	N	N	N	Y	RSETI
BANK OF BARODA	6501	10	05-01-2023	SHEOHAR	PIPRIHI	BASAIYA SHEKH	13	Y	N	N	N	N	Y	RSETI
BANK OF BARODA	6501	9	03-01-2023	SHEOHAR	PIPRIHI	PIPRIHI	16	Y	N	N	N	N	Y	RSETI
BANK OF BARODA	6501	30	28-03-2023	SHEOHAR	PIPRIHI	D'HANKAUL	34	Y	N	N	N	N	Y	RSETI
BANK OF BARODA	6501	29	25-03-2023	SHEOHAR	PURNAHIYA	BASHANIPATTI	17	Y	N	N	N	N	Y	RSETI
BANK OF BARODA	6501	28	23-03-2023	SHEOHAR	P-IPRAHI	NAKATIYA	21	Y	N	N	N	N	N	RSETI
BANK OF BARODA	6501	27	20-03-2023	SHEOHAR	P-IPRAHI	BHULLI	19	Y	N	N	N	N	N	RSETI
BANK OF BARODA	6501	26	17-03-2023	SHEOHAR	SHEOHAR	PAWTRA NAGAR	24	Y	N	N	N	N	N	RSETI
BANK OF BARODA	6501	25	15-03-2023	SHEOHAR	SHEOHAR	LAXMIPUR	24	Y	N	N	N	N	N	RSETI
BANK OF BARODA	6501	24	14-03-2023	SHEOHAR	DUMRI KATSARI	KARARIYA	23	Y	N	N	N	N	N	RSETI
BANK OF BARODA	6501	23	11-03-2023	SHEOHAR	PIPRIHI	SINGRAHIAN	33	Y	N	N	N	N	N	RSETI
BANK OF BARODA	6501	22	07-03-2023	SHEOHAR	PURNAHIYA	KASOPUR	17	Y	N	N	N	N	N	RSETI
BANK OF BARODA	6501	21	28-02-2023	SHEOHAR	DUMRI KATSARI	ROHUA	23	Y	N	N	N	N	N	RSETI
BANK OF BARODA	6501	20	18-02-2023	SHEOHAR	DUMRI KATSARI	JAHANGIRPUR	16	Y	N	N	N	N	N	RSETI
BANK OF BARODA	6501	19	15-02-2023	SHEOHAR	SHEOHAR	HANUMAN NAGAR	25	Y	N	N	N	N	N	RSETI
BANK OF BARODA	6501	18	09-02-2023	SHEOHAR	TARIYANI	LAHSURKA	29	Y	N	N	N	N	N	RSETI
BANK OF BARODA	6501	17	07-02-2023	SHEOHAR	SHEOHAR	MATHURAPUR	25	Y	N	N	N	N	N	RSETI
UNION BANK OF INDIA	5501	13	25-01-2023	samastipur	sarairanjan	supakar	43	N	N	N	N	N	N	N
UNION BANK OF INDIA	5501	12	24-01-2023	samastipur	ujjyarpur	satanpur	35	N	N	N	N	N	N	N
UNION BANK OF INDIA	5501	11	24-01-2023	samastipur	ujjyarpur	satanpur	40	N	N	N	N	N	N	N
UNION BANK OF INDIA	5501	10	23-01-2023	samastipur	ujjyarpur	rupalli	30	N	N	N	N	N	N	N
UNION BANK OF INDIA	5501	9	23-01-2023	samastipur	ujjyarpur	rupalli	30	N	N	N	N	N	N	N
UNION BANK OF INDIA	5501	8	19-01-2023	samastipur	samastipur	Rseti samastipu	30	Y	N	N	N	Y	Y	N
UNION BANK OF INDIA	5501	7	02-01-2023	samastipur	samastipur	Rseti samastipu	30	Y	N	Y	N	N	N	N
UNION BANK OF INDIA	5501	6	02-01-2023	samastipur	KALYANPUR	brishingpur	30	N	N	N	N	N	N	N
UNION BANK OF INDIA	5501	19	17-02-2023	samastipur	sarairanjan	rupaulia	75	Y	N	N	N	N	N	N
UNION BANK OF INDIA	5501	18	17-02-2023	samastipur	sarairanjan	barahbatta	45	N	N	N	N	N	N	N
UNION BANK OF INDIA	5501	17	17-02-2023	samastipur	sarairanjan	barahbatta	67	Y	N	N	N	N	N	N
UNION BANK OF INDIA	5501	16	14-02-2023	samastipur	warinagar	rohua	26	Y	N	N	N	N	N	N
UNION BANK OF INDIA	5501	15	29-01-2023	samastipur	samastipur	alloth	18	N	N	N	N	N	N	N
UNION BANK OF INDIA	5501	14	27-01-2023	samastipur	samastipur	Rseti samastipu	29	N	N	N	N	N	N	N
UNION BANK OF INDIA	5501	22	22-02-2023	samastipur	samastipur	chandopatti	60	N	N	N	N	N	N	N
UNION BANK OF INDIA	5501	21	22-02-2023	samastipur	samastipur	Rseti samastipu	34	Y	N	N	N	N	N	N
UNION BANK OF INDIA	5501	20	20-02-2023	samastipur	sarairanjan	latbasepura	40	N	N	N	N	N	N	N
UNION BANK OF INDIA	5501	27	06-03-2023	samastipur	samastipur	Rseti samastipu	22	Y	N	N	N	N	N	N
UNION BANK OF INDIA	5501	26	03-03-2023	samastipur	samastipur	ALLOTH	27	N	N	N	N	N	N	N
UNION BANK OF INDIA	5501	25	01-03-2023	samastipur	samastipur	mohanpur	36	Y	N	N	N	N	N	N
UNION BANK OF INDIA	5501	24	28-02-2023	samastipur	samastipur	magardahi	30	N	N	N	N	N	N	N

**QUARTERLY REPORT ON CONDUCT OF SPECIAL CAMPS BY FLCs (GOING DIGITAL) - Annexure-2 Part(A)**  
AS ON 31.03.2023

Bank Name	FLC Code	Pr. No. of Cami	Date of special camp	District	Block	Village	No Of Participants	Stakeholders present (Indicate Y/N)					Others	
								LDM	DDM	LDO	Local Govt	NGO		BC
UNION BANK OF INDIA	5501	23	23-02-2023	samastipur	samastipur	lagaanigaurika	50	N	N	N	N	N	N	N
UNION BANK OF INDIA	5501	33	27-03-2023	samastipur	samastipur	Rseti samastipur	30	Y	N	N	N	N	N	N
UNION BANK OF INDIA	5501	32	25-03-2023	samastipur	samastipur	sighiakhurd	10	N	N	N	N	N	N	N
UNION BANK OF INDIA	5501	31	25-03-2023	samastipur	samastipur	sighiakhurd	50	N	N	N	N	N	N	N
UNION BANK OF INDIA	5501	30	23-03-2023	samastipur	samastipur	chakranjali	30	N	N	N	N	N	N	N
UNION BANK OF INDIA	5501	29	14-03-2023	samastipur	samastipur	Rseti samastipur	26	Y	N	N	N	N	N	N
UNION BANK OF INDIA	5501	28	06-03-2023	samastipur	samastipur	Rseti samastipur	31	Y	N	N	Y	N	N	N
UNION BANK OF INDIA	8501	5	14-03-2023	khagaria	manshi	Purvi THAKHA	35	N	N	N	N	N	N	N
UNION BANK OF INDIA	8501	4	17-02-2023	khagaria	gogri	Gandhinagar	22	N	N	N	N	N	N	N
UNION BANK OF INDIA	8501	3	04-02-2023	khagaria	parbatta	Maraliya	25	N	N	N	N	N	N	N
UNION BANK OF INDIA	8501	2	03-02-2023	khagaria	Allauli	bahadurpur	25	N	N	N	N	N	N	N
UNION BANK OF INDIA	8501	1	09-01-2023	khagaria	khagaria	Jinkt khagaria	35	N	N	N	N	N	N	N
DAKSHIN BIHAR GRAMIN BANK	3301	6	06-03-2023	SHEIKHPURA	SHEIKHPURA	NIMI	25	N	N	N	N	N	Y	Y
DAKSHIN BIHAR GRAMIN BANK	3301	5	01-03-2023	SHEIKHPURA	SHEIKHPURA	ABGIL	38	N	N	N	N	N	N	N
DAKSHIN BIHAR GRAMIN BANK	3301	4	28-02-2023	SHEIKHPURA	ARIARY	HUSSAINABAD	36	N	N	N	N	N	Y	Y
DAKSHIN BIHAR GRAMIN BANK	3301	3	27-02-2023	SHEIKHPURA	BARBIGHA	BULLACHAK	26	N	N	N	N	N	Y	Y
DAKSHIN BIHAR GRAMIN BANK	3301	2	01-01-2023	SHEIKHPURA	BARBIGHA	KATHIMA	47	N	N	N	N	N	N	N
DAKSHIN BIHAR GRAMIN BANK	3301	1	01-01-2023	SHEIKHPURA	BARBIGHA	LAHNA	54	N	N	N	N	N	N	N
DAKSHIN BIHAR GRAMIN BANK	3501	6	29-03-2023	KHAGARIA	GOGRI	PASRAHA	86	N	N	N	N	Y	Y	Y
DAKSHIN BIHAR GRAMIN BANK	3501	5	28-03-2023	KHAGARIA	GOGRI	DEORI	49	N	N	N	N	Y	Y	Y
DAKSHIN BIHAR GRAMIN BANK	3501	4	27-02-2023	KHAGARIA	SADAR	KUTUBPUR	36	N	N	N	N	N	Y	Y
DAKSHIN BIHAR GRAMIN BANK	3501	3	08-02-2023	KHAGARIA	SADAR	SHOBHNI	38	N	N	N	Y	N	N	Y
DAKSHIN BIHAR GRAMIN BANK	3501	2	18-01-2023	KHAGARIA	ALLAULI	MURI	32	N	N	N	Y	N	N	Y
DAKSHIN BIHAR GRAMIN BANK	3501	1	06-01-2023	KHAGARIA	CHALUTHAM	FARREH	25	N	N	N	Y	N	Y	Y
DAKSHIN BIHAR GRAMIN BANK	3816	6	24-03-2023	BEGUSARAI	BAGDOV	BAGDOV	28	N	N	Y	N	N	Y	Y
DAKSHIN BIHAR GRAMIN BANK	3816	5	17-03-2023	BEGUSARAI	TEGHRA	MADHURA PUR	38	N	N	N	Y	N	Y	Y
DAKSHIN BIHAR GRAMIN BANK	3816	4	16-02-2023	BEGUSARAI	MALHIPUR	MAHNA	28	N	N	Y	N	N	Y	Y
DAKSHIN BIHAR GRAMIN BANK	3816	3	10-02-2023	BEGUSARAI	BARAUNI	MAHNA	46	N	N	N	N	N	Y	Y
DAKSHIN BIHAR GRAMIN BANK	3816	2	18-01-2023	BEGUSARAI	BIRPUR	NAULA	38	N	N	N	Y	N	N	Y
DAKSHIN BIHAR GRAMIN BANK	4501	6	17-03-2023	BUXAR	BHAGHWANPUR	JAIRAMPUR	28	N	N	N	Y	N	Y	Y
DAKSHIN BIHAR GRAMIN BANK	4501	5	06-03-2023	BUXAR	CHALUSA	NADAON	26	N	N	N	N	N	N	Y
DAKSHIN BIHAR GRAMIN BANK	4501	4	03-02-2023	BUXAR	BUXAR	A P GOLA	30	N	N	N	N	N	N	Y
DAKSHIN BIHAR GRAMIN BANK	4501	3	02-02-2023	BUXAR	BUXAR	NAI BAZAR	31	N	N	N	N	N	Y	Y
DAKSHIN BIHAR GRAMIN BANK	4501	2	21-01-2023	BUXAR	BUXAR	GAYATRI NAGAR	85	N	N	N	Y	Y	Y	Y
DAKSHIN BIHAR GRAMIN BANK	4701	1	19-01-2023	BUXAR	CHALUGAI	KESATH	29	N	N	N	N	N	N	Y
DAKSHIN BIHAR GRAMIN BANK	4701	3	15-03-2023	JAMUI	JAMUI	CHALUGAI	49	N	N	N	N	N	Y	Y
DAKSHIN BIHAR GRAMIN BANK	4701	2	14-03-2023	JAMUI	CHAKAI	BHOJOUR	46	N	N	N	N	N	Y	N
DAKSHIN BIHAR GRAMIN BANK	5101	6	22-03-2023	NALANDA	NOORSARAI	TOLA AMBAKOL	33	N	N	N	N	N	Y	N
DAKSHIN BIHAR GRAMIN BANK	5101	5	15-03-2023	NALANDA	PARWALPUR	BALLOPUR	23	N	N	N	N	N	Y	Y
DAKSHIN BIHAR GRAMIN BANK	5101	4	23-02-2023	NALANDA	ASTHAWAN	NARI	49	N	N	N	N	N	Y	Y
DAKSHIN BIHAR GRAMIN BANK	5101	3	15-02-2023	NALANDA	ASTHAWAN	BENAR	16	N	N	N	N	N	Y	Y
DAKSHIN BIHAR GRAMIN BANK	5101	2	25-01-2023	NALANDA	BIHARSHARIF	ONDA	36	N	N	N	Y	N	Y	Y
DAKSHIN BIHAR GRAMIN BANK	5101	1	11-01-2023	NALANDA	BIHARSHARIF	ALINAGAF	49	N	N	N	N	N	Y	Y
DAKSHIN BIHAR GRAMIN BANK	5101	7	15-03-2023	BHOJIPUR	ARA	BABURBANNA	49	N	N	N	Y	N	N	Y
DAKSHIN BIHAR GRAMIN BANK	5101	6	03-03-2023	BHOJIPUR	KOILWAR	ANAND NAGAR	68	N	N	N	Y	N	Y	Y
DAKSHIN BIHAR GRAMIN BANK	5101	5	03-02-2023	BHOJIPUR	JAGDISHPUR	DULAR	26	N	N	N	Y	N	Y	Y
DAKSHIN BIHAR GRAMIN BANK	5101	4	02-02-2023	BHOJIPUR	PIRQ	AGIAON BAZAR	42	N	N	N	N	N	Y	Y
DAKSHIN BIHAR GRAMIN BANK	5101	3	23-01-2023	BHOJIPUR	BEHEA	BARA	29	N	N	N	N	N	N	Y

## ANNEX III - PART A

QUARTERLY REPORT ON CONDUCT OF SPECIAL CAMPS BY FLCs (GOING DIGI, AL) : Annexure-2 Part(A)  
AS ON 31.03.2023

Bank Name	FLC Code	Sr. No. of Camp	Date of special camp	District	Block	Village	No Of Participants	Stakeholders present (Indicate Y/N)					Others	
								LDM	DDM	LDO	Local Govt	NGO		BC
DAKSHIN BIHAR GRAMIN BANK	5101	2	21-01-2023	BHOJIPUR	KOILWAR	LODIPUR	75	N	N	N	N	Y	Y	Y
DAKSHIN BIHAR GRAMIN BANK	5101	1	18-01-2023	BHOJIPUR	JAGDISHIPUR	IZARI	45	N	N	N	N	Y	Y	Y
DAKSHIN BIHAR GRAMIN BANK	5901	5	15-03-2023	NAWADA	HISUA	TUNGI	46	N	N	N	N	Y	Y	Y
DAKSHIN BIHAR GRAMIN BANK	5901	4	22-02-2023	NAWADA	PAKRIBARWAN	BUDHAULI	59	N	N	N	N	Y	N	Y
DAKSHIN BIHAR GRAMIN BANK	5901	3	15-02-2023	NAWADA	RAJULI	TUNGI	46	N	N	N	N	Y	N	Y
DAKSHIN BIHAR GRAMIN BANK	5901	2	18-01-2023	NAWADA	WARSAIGANJ	BARBIGHA	50	N	N	N	N	Y	N	Y
DAKSHIN BIHAR GRAMIN BANK	5901	1	06-01-2023	NAWADA	NAWADA	NADIRGANJ	49	N	N	N	N	Y	N	Y
DAKSHIN BIHAR GRAMIN BANK	6001	2	09-01-2023	JEHANABAD	MAKHIDUMPUR	BANDEVA	78	N	N	N	N	Y	Y	Y
DAKSHIN BIHAR GRAMIN BANK	6001	1	06-01-2023	JEHANABAD	MAKHIDUMPUR	AMARPUR	86	N	N	N	N	Y	Y	Y
DAKSHIN BIHAR GRAMIN BANK	6001	5	11-03-2023	JEHANABAD	JEHANABAD	KARAUINA	49	N	N	N	N	Y	N	Y
DAKSHIN BIHAR GRAMIN BANK	6001	4	10-03-2023	JEHANABAD	JEHANABAD	SIKARIA	36	N	N	N	N	Y	Y	Y
DAKSHIN BIHAR GRAMIN BANK	6001	3	02-02-2023	JEHANABAD	MAKHIDUMPUR	KALANOUR	42	N	N	N	N	Y	Y	Y
DAKSHIN BIHAR GRAMIN BANK	6701	6	03-03-2023	ROHTAS	NOKHA	BARAON	49	N	N	N	N	Y	Y	Y
DAKSHIN BIHAR GRAMIN BANK	6701	5	02-03-2023	ROHTAS	KARGAHR	TORNI	47	N	N	N	N	Y	Y	Y
DAKSHIN BIHAR GRAMIN BANK	6701	4	17-02-2023	ROHTAS	ROHTAS	JIGINA	48	N	N	N	N	Y	Y	Y
DAKSHIN BIHAR GRAMIN BANK	6701	3	16-02-2023	ROHTAS	SASARAM	KHAIRI	41	N	N	N	N	Y	Y	Y
DAKSHIN BIHAR GRAMIN BANK	6701	2	16-02-2023	ROHTAS	NOKHA	DHARUPUR	46	N	N	N	N	Y	Y	Y
DAKSHIN BIHAR GRAMIN BANK	6701	1	11-01-2023	ROHTAS	DEHRI	AHIRWAN	36	N	N	N	N	Y	Y	Y
DAKSHIN BIHAR GRAMIN BANK	7100	6	23-03-2023	GAYA	GURARU	I R STATION	57	N	N	N	N	Y	N	Y
DAKSHIN BIHAR GRAMIN BANK	7100	5	08-03-2023	GAYA	TEKARI	DHARAMSALA	27	N	N	N	N	Y	N	Y
DAKSHIN BIHAR GRAMIN BANK	7100	4	19-02-2023	GAYA	GHUGHRI TAND	KHIRIYAWAN	56	N	N	N	N	Y	N	Y
DAKSHIN BIHAR GRAMIN BANK	7100	3	15-02-2023	GAYA	KONCH	ANTI	34	N	N	N	N	Y	N	Y
DAKSHIN BIHAR GRAMIN BANK	7100	2	18-01-2023	GAYA	MOHDA	TETARU	76	N	N	N	N	Y	N	Y
DAKSHIN BIHAR GRAMIN BANK	7100	1	11-01-2023	GAYA	WAZIRGANJ	SEWTAR	46	N	N	N	N	Y	N	Y
DAKSHIN BIHAR GRAMIN BANK	7201	6	22-03-2023	MUNGER	BIYAPUR	HASANPUR	43	N	N	N	N	Y	Y	Y
DAKSHIN BIHAR GRAMIN BANK	7201	5	15-03-2023	MUNGER	JAMALPUR	FARDA	49	N	N	N	N	Y	Y	Y
DAKSHIN BIHAR GRAMIN BANK	7201	4	22-02-2023	MUNGER	DHARHARA	SAROBAG	48	N	N	N	N	Y	N	Y
DAKSHIN BIHAR GRAMIN BANK	7201	3	15-02-2023	MUNGER	MUNGER	DARIYAPUR	36	N	N	N	N	Y	N	Y
DAKSHIN BIHAR GRAMIN BANK	7201	2	11-01-2023	MUNGER	JAMALPUR	HERU DIYARA	56	N	N	N	N	Y	N	Y
DAKSHIN BIHAR GRAMIN BANK	7201	1	05-01-2023	MUNGER	MUNGER	SANDALPUR	32	N	N	N	N	Y	N	Y
DAKSHIN BIHAR GRAMIN BANK	7501	3	03-03-2023	LAKHISARAI	BARAHYA	KHUTHA	75	N	N	N	N	Y	N	Y
DAKSHIN BIHAR GRAMIN BANK	7501	2	02-02-2023	LAKHISARAI	SURAGARHA	NANDPUR	45	N	N	N	N	Y	Y	Y
DAKSHIN BIHAR GRAMIN BANK	7501	1	01-01-2023	LAKHISARAI	LAKHISARAI	SALONACHAE	40	N	N	N	N	Y	Y	Y
DAKSHIN BIHAR GRAMIN BANK	8001	5	15-03-2023	BHAGALPUR	SABOUR	CHANDHERI	36	N	N	N	N	Y	Y	Y
DAKSHIN BIHAR GRAMIN BANK	8001	4	30-03-2023	BHAGALPUR	BIHPUR	KHARIK	36	N	N	N	N	Y	N	Y
DAKSHIN BIHAR GRAMIN BANK	8001	3	02-02-2023	BHAGALPUR	NAUGACHIA	MADRANI	56	N	N	N	N	Y	Y	Y
DAKSHIN BIHAR GRAMIN BANK	8001	2	15-01-2023	BHAGALPUR	BIDHARI ASTHAN	KAHALGAON	53	N	N	N	N	Y	Y	Y
DAKSHIN BIHAR GRAMIN BANK	8001	1	17-03-2023	BHAGALPUR	NATHNAGAR	SAHIANGI	73	N	N	N	N	Y	N	Y
DAKSHIN BIHAR GRAMIN BANK	8101	6	22-03-2023	PATNA	SAMPATCHAK	UDAIYANI	59	N	N	N	N	Y	Y	Y
DAKSHIN BIHAR GRAMIN BANK	8101	5	08-03-2023	PATNA	BHAGWANGANJ	BHAGWANGANJ	46	N	N	N	N	Y	N	Y
DAKSHIN BIHAR GRAMIN BANK	8101	4	16-02-2023	PATNA	BAKHTIYARPUR	SALIMPUR	56	N	N	N	N	Y	N	Y
DAKSHIN BIHAR GRAMIN BANK	8101	3	14-02-2023	PATNA	VIASAUHRI	KHARAT	46	N	N	N	N	Y	N	Y
DAKSHIN BIHAR GRAMIN BANK	8101	2	16-01-2023	PATNA	PALIGANJ	DAHYA	55	N	N	N	N	Y	N	Y
DAKSHIN BIHAR GRAMIN BANK	8101	1	13-01-2023	PATNA	PALIGANJ	KURKURI	45	N	N	N	N	Y	N	Y
UTTAR BIHAR GRAMIN BANK	4802	20	10-01-2023	SUPAUL	RAGHOPUR	BISHANPU DALULAT	41	N	N	N	N	Y	Y	Y
UTTAR BIHAR GRAMIN BANK	4802	19	10-01-2023	SUPAUL	RAGHOPUR	SIMRAHI BAZAR	44	N	N	N	N	Y	Y	Y
UTTAR BIHAR GRAMIN BANK	4802	16	10-01-2023	SUPAUL	BASANTPUR	BIRPUR	45	N	N	N	N	Y	Y	Y
UTTAR BIHAR GRAMIN BANK	4802	17	04-01-2023	SUPAUL	SUPAUL	SUKHPUR	40	N	N	N	N	Y	Y	Y
UTTAR BIHAR GRAMIN BANK	4802	16	04-01-2023	SUPAUL	TRIBENIGANJ	JADIAHAT	39	N	N	N	N	Y	Y	Y
UTTAR BIHAR GRAMIN BANK	4802	15	04-01-2023	SUPAUL	MARAUNA	MARAUNA	42	N	N	N	N	Y	Y	Y

ANNEX III - PART A

QUARTERLY REPORT ON CONDUCT OF SPECIAL CAMPS BY FL-3 (GOING DIGITAL) - Annexure-2 Part(A)														
AS ON 31.03.2023														
Bank Name	FLC Code	Pr. No. of Camp	Date of special camp	District	Block	Village	No Of Participants	LDM	DDM	LOO	Local Govt	NGO	BC	Others
UTTAR BIHAR GRAMIN BANK	4802	21	10-01-2023	SUPAUL	TRIBENIGARJ	PARSAGARHI	44	N	N	N	Y	N	Y	Y
UTTAR BIHAR GRAMIN BANK	4902	10	14-02-2023	KISHANGANJ	KISHANGANJ	CALTEX CHOWK	38	N	N	N	N	N	Y	Y
UTTAR BIHAR GRAMIN BANK	4902	8	14-03-2023	KISHANGANJ	KISHANGANJ	HALIM C-HOWK	54	N	N	N	N	N	Y	Y
UTTAR BIHAR GRAMIN BANK	4902	6	14-03-2023	KISHANGANJ	KOCHADHAMAN	SONTHA	32	N	N	N	N	N	Y	Y
UTTAR BIHAR GRAMIN BANK	4902	4	13-03-2023	KISHANGANJ	BAHADURGANJ	BAHADURGANJ	42	N	N	N	N	N	Y	Y
UTTAR BIHAR GRAMIN BANK	4902	2	13-03-2023	KISHANGANJ	THAKURGANJ	GALGALIA	41	N	N	N	N	N	Y	Y
UTTAR BIHAR GRAMIN BANK	5002	4	09-01-2023	Sitamarhi	Nanpur	Bhadian	40	N	N	N	N	N	Y	Y
UTTAR BIHAR GRAMIN BANK	5002	2	06-01-2023	Sitamarhi	Rumisaidpur	Athri	41	N	N	N	N	N	Y	Y
UTTAR BIHAR GRAMIN BANK	5002	9	12-01-2023	Sitamarhi	Sontarsa	Kanthauli	47	N	N	N	Y	N	Y	Y
UTTAR BIHAR GRAMIN BANK	5002	7	11-01-2023	Sitamarhi	Rumisaidpur	Manikchowk	44	N	N	N	Y	N	Y	Y
UTTAR BIHAR GRAMIN BANK	5002	6	10-01-2023	Sitamarhi	Riga	Babhangama	44	N	N	N	Y	N	Y	Y
UTTAR BIHAR GRAMIN BANK	5002	15	13-02-2023	Sitamarhi	Rumisaidpur	Athari	44	N	N	N	Y	N	Y	Y
UTTAR BIHAR GRAMIN BANK	5002	14	17-01-2023	Sitamarhi	Bathnaha	Sirsuya-1	41	N	N	N	Y	N	Y	Y
UTTAR BIHAR GRAMIN BANK	5002	12	16-01-2023	Sitamarhi	Sursend	Kumma	48	N	N	N	Y	N	Y	Y
UTTAR BIHAR GRAMIN BANK	5002	18	15-03-2023	Sitamarhi	Sursend	Cheraut	47	N	N	N	Y	N	Y	Y
UTTAR BIHAR GRAMIN BANK	5002	17	15-02-2023	Sitamarhi	Rumisaidpur	Suahi	40	N	N	N	Y	N	Y	Y
UTTAR BIHAR GRAMIN BANK	5002	16	14-02-2023	Sitamarhi	Nanpur	Rairur	41	N	N	N	Y	N	Y	Y
UTTAR BIHAR GRAMIN BANK	5302	14	16-02-2023	EAST CHAMPARAN	PAKARIDAYAL	PAKARIDAYAL	52	N	N	N	Y	N	Y	Y
UTTAR BIHAR GRAMIN BANK	5302	13	14-02-2023	EAST CHAMPARAN	PIPRAKOTHI	PIPRAKOTHI	47	N	N	N	N	N	Y	Y
UTTAR BIHAR GRAMIN BANK	5302	12	15-02-2023	EAST CHAMPARAN	GOBINAPUR	GOBINAPUR	38	N	N	N	N	N	Y	Y
UTTAR BIHAR GRAMIN BANK	5302	11	17-02-2023	EAST CHAMPARAN	GAIGHAT	GAIGHAT	70	N	N	N	N	N	Y	Y
UTTAR BIHAR GRAMIN BANK	5302	10	14-02-2023	EAST CHAMPARAN	JANPUL CHOWK	JANPUL CHOWK	39	N	N	N	N	N	Y	Y
UTTAR BIHAR GRAMIN BAIK	5302	9	16-02-2023	EAST CHAMPARAN	KHARTARI TOLA	KHARTARI TOLA	44	N	N	N	N	N	Y	Y
UTTAR BIHAR GRAMIN BAIK	5302	8	14-02-2023	EAST CHAMPARAN	CHHAURADANO	CHHAURADANO	62	N	N	N	N	N	Y	Y
UTTAR BIHAR GRAMIN BANK	5302	7	23-01-2023	EAST CHAMPARAN	PAKARIDAYAL	PAKARIDAYAL	59	N	N	N	N	N	Y	Y
UTTAR BIHAR GRAMIN BANK	5302	6	19-01-2023	EAST CHAMPARAN	PIPRAKOTHI	PIPRAKOTHI	47	N	N	N	N	N	Y	Y
UTTAR BIHAR GRAMIN BANK	5302	5	21-01-2023	EAST CHAMPARAN	GOBINAPUR	GOBINAPUR	53	N	N	N	N	N	Y	Y
UTTAR BIHAR GRAMIN BANK	5302	4	18-01-2023	EAST CHAMPARAN	GAIGHAT	GAIGHAT	80	N	N	N	N	N	Y	Y
UTTAR BIHAR GRAMIN BANK	5302	3	20-01-2023	EAST CHAMPARAN	JANPUL CHOWK	JANPUL CHOWK	73	N	N	N	N	N	Y	Y
UTTAR BIHAR GRAMIN BANK	5302	2	17-01-2023	EAST CHAMPARAN	KHARTARI TOLA	KHARTARI TOLA	69	N	N	N	N	N	Y	Y
UTTAR BIHAR GRAMIN BANK	5402	1	16-01-2023	EAST CHAMPARAN	CHHAURADANO	CHHAURADANO	55	N	N	N	N	N	Y	Y
UTTAR BIHAR GRAMIN BANK	5402	5	28-03-2023	Madhubani	Phulparas	Phulparas	55	N	N	N	Y	N	Y	Y
UTTAR BIHAR GRAMIN BANK	5402	4	27-03-2023	Madhubani	Jaynagar	Usahi	40	N	N	N	N	N	Y	Y
UTTAR BIHAR GRAMIN BANK	5402	3	14-02-2023	Madhubani	Jhanjharpur	Raism	50	N	N	N	N	N	Y	Y
UTTAR BIHAR GRAMIN BANK	5402	2	20-01-2023	Madhubani	Andhratharhi	Dumra	70	N	N	N	N	N	Y	Y
UTTAR BIHAR GRAMIN BANK	5402	1	19-01-2023	Madhubani	Laukahi	Baruwar	45	N	N	N	N	N	Y	Y
UTTAR BIHAR GRAMIN BANK	5402	12	16-03-2023	MADHUBANI	MADHWAPUR	Pipraun	39	N	N	N	N	N	Y	Y
UTTAR BIHAR GRAMIN BANK	5402	11	15-02-2023	MADHUBANI	Pandaul	Lohat	56	N	N	N	N	N	Y	Y
UTTAR BIHAR GRAMIN BANK	5402	10	14-02-2023	MADHUBANI	Bisfi	Bhojparol	50	N	N	N	N	N	Y	Y
UTTAR BIHAR GRAMIN BANK	5402	9	13-02-2023	MADHUBANI	Pandaul	Shreepurihatti	69	N	N	N	N	N	Y	Y
UTTAR BIHAR GRAMIN BANK	5402	8	24-01-2023	MADHUBANI	Khajauli	Sukhi	43	N	N	N	N	N	Y	Y
UTTAR BIHAR GRAMIN BANK	5402	7	20-01-2023	MADHUBANI	Bennipatti	Uchalh	42	N	N	N	N	N	Y	Y
UTTAR BIHAR GRAMIN BANK	5402	6	19-01-2023	MADHUBANI	Bennipatti	H. A. Brahampur	37	N	N	N	N	N	Y	Y
UTTAR BIHAR GRAMIN BANK	5702	4	17-01-2023	SIWAN	HUSSAINGANJ	FARIDPUR	40	N	N	N	Y	N	Y	Y
UTTAR BIHAR GRAMIN BANK	5702	3	09-02-2023	SIWAN	ANDAR	SINGAHI	47	N	N	N	N	N	Y	Y
UTTAR BIHAR GRAMIN BANK	5702	2	12-02-2023	SIWAN	ZIRADEI	BHARAJLI	35	N	N	N	N	N	Y	Y
UTTAR BIHAR GRAMIN BANK	5702	1	12-01-2023	SIWAN	HASANPURA	TELKATHU	30	N	N	N	N	N	Y	Y
UTTAR BIHAR GRAMIN BANK	5702	6	09-01-2023	SIWAN	RAGHUNATHPUR	RAGHUNATHPUR	44	N	N	N	Y	N	Y	Y
UTTAR BIHAR GRAMIN BANK	5702	5	20-01-2023	SIWAN	PACHRUKHI	Pakri Bangali	40	N	N	N	Y	N	Y	Y
UTTAR BIHAR GRAMIN BANK	5702	9	14-02-2023	SIWAN	LAKARI NABIGANJ	Bargaucha	55	N	N	N	Y	N	Y	Y

ANNEX III - PART A

QUARTERLY REPORT ON CONDUCT OF SPECIAL CAMPS BY FLCs (GOING DIGITAL) - Annexure-2 Part(A)

AS ON 31.03.2023

Bank Name	FLC Code	Sr. No. of Camp	Date of special camp	District	Block	Village	No Of Participants	LDM	DDM	Stakeholders present (Indicate Y/N)			Others
										LDO	Local Govt	NGO	
UTTAR BIHAR GRAMIN BANK	5702	8	14-02-2023	SIWAN	MAHARAJGANJ	MAHARAJGANJ	28	N	N	N	Y	N	Y
UTTAR BIHAR GRAMIN BANK	5702	7	13-01-2023	SIWAN	BHACWANPUR HAT	Chorauli	40	N	N	N	Y	N	Y
UTTAR BIHAR GRAMIN BANK	6202	14	28-02-2023	MUZAFFARPUR	MUSHARI	RAHWARA KACHIP	30	N	N	N	N	N	Y
UTTAR BIHAR GRAMIN BANK	6202	13	27-02-2023	MUZAFFARPUR	MUSHARI	MAHANT MANIYARI	45	N	N	N	N	N	Y
UTTAR BIHAR GRAMIN BANK	6202	12	20-02-2023	MUZAFFARPUR	KANTI	NARSANDA	40	N	N	N	N	N	Y
UTTAR BIHAR GRAMIN BANK	6202	11	17-02-2023	MUZAFFARPUR	MARWAN	KARJA	30	N	N	N	N	N	Y
UTTAR BIHAR GRAMIN BANK	6202	10	16-02-2023	MUZAFFARPUR	KANTI	PANAPUR KARIAT	35	N	N	N	N	N	Y
UTTAR BIHAR GRAMIN BANK	6202	9	15-02-2023	MUZAFFARPUR	KUDHANI	BAGHI	40	N	N	N	N	N	Y
UTTAR BIHAR GRAMIN BANK	6202	8	14-02-2023	MUZAFFARPUR	KUDHANI	TURKI	35	N	N	N	N	N	Y
UTTAR BIHAR GRAMIN BANK	6202	7	24-01-2023	MUZAFFARPUR	MUSHARI	LAXMI CHOWK	32	N	N	N	N	N	Y
UTTAR BIHAR GRAMIN BANK	6202	6	23-01-2023	MUZAFFARPUR	MUSHARI	PAKISARAI	45	N	N	N	N	N	Y
UTTAR BIHAR GRAMIN BANK	6202	5	20-01-2023	MUZAFFARPUR	MUSIARI	SALHA	40	N	N	N	N	N	Y
UTTAR BIHAR GRAMIN BANK	6202	4	18-01-2023	MUZAFFARPUR	MURAJUL	PIKHI CHOWK	50	N	N	N	N	N	Y
UTTAR BIHAR GRAMIN BANK	6202	3	17-01-2023	MUZAFFARPUR	MINAPUR	RAMPUR HARI	42	N	N	N	N	N	Y
UTTAR BIHAR GRAMIN BANK	6202	2	12-01-2023	MUZAFFARPUR	MINAPUR	GANJ BAZAAR	30	N	N	N	N	N	Y
UTTAR BIHAR GRAMIN BANK	6202	1	10-01-2023	MUZAFFARPUR	MINAPUR	ALINEORA	35	N	N	N	N	N	Y
UTTAR BIHAR GRAMIN BANK	6302	11	21-02-2023	Gopalganj	Manjha	Banjara	35	N	N	N	Y	N	Y
UTTAR BIHAR GRAMIN BANK	6302	10	21-02-2023	Gopalganj	Uchagaon	Jamsar	38	N	N	N	Y	N	Y
UTTAR BIHAR GRAMIN BANK	6302	9	20-02-2023	Gopalganj	Kateya	Sohnaria	39	N	N	N	Y	N	Y
UTTAR BIHAR GRAMIN BANK	6302	8	12-01-2023	Gopalganj	Hethua	Hathua	41	N	N	N	Y	N	Y
UTTAR BIHAR GRAMIN BANK	6302	7	10-01-2023	Gopalganj	Punchetori	Panchetori	39	N	N	N	Y	N	Y
UTTAR BIHAR GRAMIN BANK	6302	6	16-01-2023	Gopalganj	Kateya	Sohnaria	37	N	N	N	Y	N	Y
UTTAR BIHAR GRAMIN BANK	6302	5	13-01-2023	Gopalganj	Bhore	Sisal bazar	39	N	N	N	Y	N	Y
UTTAR BIHAR GRAMIN BANK	6302	4	16-01-2023	Gopalganj	Manjha	Manjha	35	N	N	N	Y	N	Y
UTTAR BIHAR GRAMIN BANK	6302	3	16-01-2023	Gopalganj	Berauli	Dewapur	37	N	N	N	Y	N	Y
UTTAR BIHAR GRAMIN BANK	6302	2	13-01-2023	Gopalganj	Kateya	Baghi	42	N	N	N	Y	N	Y
UTTAR BIHAR GRAMIN BANK	6302	1	12-01-2023	Gopalganj	bagha 2	Bhore	39	N	N	N	Y	N	Y
UTTAR BIHAR GRAMIN BANK	6402	7	30-01-2023	west champaran	NAIKATIYAGANJ	TANKI BAZAR	55	N	N	N	N	N	Y
UTTAR BIHAR GRAMIN BANK	6402	6	24-01-2023	west champaran	BAIRYA	MARKATIYAGANJ	53	N	N	N	N	N	Y
UTTAR BIHAR GRAMIN BANK	6402	5	23-01-2023	west champaran	LAURIYA	BAIRYA	59	N	N	N	N	N	Y
UTTAR BIHAR GRAMIN BANK	6402	4	21-01-2023	west champaran	CHANPATIYA	KUNARBAG	60	N	N	N	N	N	Y
UTTAR BIHAR GRAMIN BANK	6402	3	20-01-2023	west champaran	MAJHAULIA	MAJHAULIA	58	N	N	N	N	N	Y
UTTAR BIHAR GRAMIN BANK	6402	2	19-01-2023	west champaran	CHANPATIYA	CHANPATIYA	52	N	N	N	N	N	Y
UTTAR BIHAR GRAMIN BANK	6402	1	11-01-2023	Sheohar	Piprahi	Dhankaul	55	N	N	N	Y	N	Y
UTTAR BIHAR GRAMIN BANK	6502	5	10-01-2023	Sheohar	Sheohar	Tajpur	47	N	N	N	Y	N	Y
UTTAR BIHAR GRAMIN BANK	6502	3	09-01-2023	Sheohar	Purnahiya	Purnahiya	39	N	N	N	Y	N	Y
UTTAR BIHAR GRAMIN BANK	6502	1	06-01-2023	Sheohar	Dumri Katsari	Dumrikatsari	40	N	N	N	Y	N	Y
UTTAR BIHAR GRAMIN BANK	6502	10	13-01-2023	Sheohar	Tariyani	Bindawan	48	N	N	N	Y	N	Y
UTTAR BIHAR GRAMIN BANK	6502	8	12-01-2023	Sheohar	Parsauni	Parsauni	40	N	N	N	Y	N	Y
UTTAR BIHAR GRAMIN BANK	6502	13	17-01-2023	Sheohar	Tariyani Chowk	Tariyani Chowk	44	N	N	N	Y	N	Y
UTTAR BIHAR GRAMIN BANK	6602	11	16-01-2023	SARAN	Jalajour	Kopa	60	N	N	N	Y	N	Y
UTTAR BIHAR GRAMIN BANK	6602	7	15-03-2023	SARAN	Sadar	Brahmapur	44	N	N	N	Y	N	Y
UTTAR BIHAR GRAMIN BANK	6602	6	14-03-2023	SARAN	Dighwara	Doriganj	46	N	N	N	Y	N	Y
UTTAR BIHAR GRAMIN BANK	6602	5	13-02-2023	SARAN	Sadar	Naini	45	N	N	N	Y	N	Y
UTTAR BIHAR GRAMIN BANK	6602	4	13-02-2023	SARAN	Lahadpur	Basahin	45	N	N	N	Y	N	Y
UTTAR BIHAR GRAMIN BANK	6602	3	24-01-2023	SARAN	Maker	Maker	44	N	N	N	Y	N	Y
UTTAR BIHAR GRAMIN BANK	6602	2	11-01-2023	SARAN	Marhwarah	Gaura Bazar	44	N	N	N	Y	N	Y
UTTAR BIHAR GRAMIN BANK	6602	1	11-01-2023	SARAN	KUMARKHAND	SIRIPUR	44	N	N	N	Y	N	Y
UTTAR BIHAR GRAMIN BANK	6802	7	11-01-2023	MAIDHEPURA	ALAM NAGAR	KISHUNPUR RATWA	44	N	N	N	Y	N	Y
UTTAR BIHAR GRAMIN BANK	6802	5	11-01-2023	MAIDHEPURA			44	N	N	N	Y	N	Y

## ANNEX III - PART A

## QUARTERLY REPORT ON CONDUCT OF SPECIAL CAMPS BY F.Cs (GOING DIGITAL) : Annexure-2 Part(A)

Bank Name	FLC Code	Sr. No. of Camp	Date of special camp	District	Block	Village	No Of Participants	Stakeholders present (Indicate Y/N)					Others	
								LDM	DDM	LDO	Local Govt	NGO		BC
UTTAR BIHAR GRAMIN BANK	6802	5	11-01-2023	MADHEPURA	CHAUSA	LALUA LAGAN	44	N	N	N	✓	N	Y	Y
UTTAR BIHAR GRAMIN BANK	6802	4	10-01-2023	MADHEPURA	MURLIGANJ	MURLIGANJ	41	N	N	N	✓	N	Y	Y
UTTAR BIHAR GRAMIN BANK	6802	3	10-01-2023	MADHEPURA	ALAM NAGAR	ALAM NAGAR	44	N	N	N	✓	N	Y	Y
UTTAR BIHAR GRAMIN BANK	6802	2	10-01-2023	MADHEPURA	CHAUSA	KALASHAN	44	N	N	N	✓	N	Y	Y
UTTAR BIHAR GRAMIN BANK	6802	1	10-01-2023	MADHEPURA	KUMARRHAND	KUMARRHAND	44	N	N	N	✓	N	Y	Y
UTTAR BIHAR GRAMIN BANK	6802	28	14-02-2023	MADHEPURA	KUMARKHAND	SIRPUR	37	N	N	N	✓	N	Y	Y
UTTAR BIHAR GRAMIN BANK	6802	27	14-02-2023	MADHEPURA	ALAM NAGAR	KISHUNPUR RATWA	39	N	N	N	✓	N	Y	Y
UTTAR BIHAR GRAMIN BANK	6802	26	14-02-2023	MADHEPURA	CHAUSA	LALUA LAGAN	41	N	N	N	✓	N	Y	Y
UTTAR BIHAR GRAMIN BANK	6802	25	14-02-2023	MADHEPURA	MURLIGANJ	MURLIGANJ	50	N	N	N	✓	N	Y	Y
UTTAR BIHAR GRAMIN BANK	6802	24	14-02-2023	MADHEPURA	ALAM NAGAR	ALAM NAGAR	44	N	N	N	✓	N	Y	Y
UTTAR BIHAR GRAMIN BANK	6802	23	14-02-2023	MADHEPURA	CHAUSA	KALASHAN	38	N	N	N	✓	N	Y	Y
UTTAR BIHAR GRAMIN BANK	6802	22	14-02-2023	MADHEPURA	KUMARKHAND	KUMARKHAND	36	N	N	N	✓	N	Y	Y
UTTAR BIHAR GRAMIN BANK	7102	5	14-02-2023	KATIHAR	BARSOI BAZAR	BARSOI BAZAR	78	N	N	N	✓	N	Y	Y
UTTAR BIHAR GRAMIN BANK	7102	4	14-02-2023	KATIHAR	BARSOI	ABADPUR	53	N	N	N	✓	N	Y	Y
UTTAR BIHAR GRAMIN BANK	7102	3	24-01-2023	KATIHAR	Samaili	DUMAR	57	N	N	N	✓	N	Y	Y
UTTAR BIHAR GRAMIN BANK	7102	2	24-01-2023	KATIHAR	BARSOI BAZAR	BARSOI BAZAR	55	N	N	N	✓	N	Y	Y
UTTAR BIHAR GRAMIN BANK	7102	1	24-01-2023	KATIHAR	BARSOI	ABADPUR	61	N	N	N	✓	N	Y	Y
UTTAR BIHAR GRAMIN BANK	7102	9	16-03-2023	KATIHAR	Samaili	DUMAR	78	N	N	N	✓	N	Y	Y
UTTAR BIHAR GRAMIN BANK	7102	8	17-03-2023	KATIHAR	BARSOI BAZAR	BARSOI BAZAR	49	N	N	N	✓	N	Y	Y
UTTAR BIHAR GRAMIN BANK	7102	7	15-03-2023	KATIHAR	BARSOI	ABADPUR	68	N	N	N	✓	N	Y	Y
UTTAR BIHAR GRAMIN BANK	7402	11	10-02-2023	DARBHANGA	BAHADURPUR	DEKAULI	55	N	N	N	✓	N	Y	Y
UTTAR BIHAR GRAMIN BANK	7402	10	09-02-2023	DARBHANGA	DARBHANGA SADAR	CHHATWAN	45	N	N	N	✓	N	Y	Y
UTTAR BIHAR GRAMIN BANK	7402	9	08-02-2023	DARBHANGA	MANIGACHI	Chanour	45	N	N	N	✓	N	Y	Y
UTTAR BIHAR GRAMIN BANK	7402	8	07-02-2023	DARBHANGA	BAHERI	BITHAULI	46	N	N	N	✓	N	Y	Y
UTTAR BIHAR GRAMIN BANK	7402	7	17-01-2023	DARBHANGA	HANUMAN NAGAR	BISHANPUR	42	N	N	N	✓	N	Y	Y
UTTAR BIHAR GRAMIN BANK	7402	6	13-01-2023	DARBHANGA	DARBHANGA SADAR	BHALPATTI	47	N	N	N	✓	N	Y	Y
UTTAR BIHAR GRAMIN BANK	7402	4	11-01-2023	DARBHANGA	K. ASTHAN (Eas)	Ber	47	N	N	N	✓	N	Y	Y
UTTAR BIHAR GRAMIN BANK	7402	3	10-01-2023	DARBHANGA	BAHADURPUR	Bahera	46	N	N	N	✓	N	Y	Y
UTTAR BIHAR GRAMIN BANK	7402	2	06-01-2023	DARBHANGA	ALINAGAR	ANDAMA	47	N	N	N	✓	N	Y	Y
UTTAR BIHAR GRAMIN BANK	7402	1	05-01-2023	DARBHANGA	GORA GOURAM	Alinagar	45	N	N	N	✓	N	Y	Y
UTTAR BIHAR GRAMIN BANK	7602	14	06-01-2023	SAHARSA	SOUR BAZAR	CHANDAUH SAMDJA	38	N	N	N	✓	N	Y	Y
UTTAR BIHAR GRAMIN BANK	7602	13	06-01-2023	SAHARSA	MAHISHI	TELWA	44	N	N	N	✓	N	Y	Y
UTTAR BIHAR GRAMIN BANK	7602	12	06-01-2023	SAHARSA	SIMRI BAKHTIARP	SIMRI BAKHTIARP	44	N	N	N	✓	N	Y	Y
UTTAR BIHAR GRAMIN BANK	7602	11	05-01-2023	SAHARSA	SATTAR	SATTAR	44	N	N	N	✓	N	Y	Y
UTTAR BIHAR GRAMIN BANK	7602	10	05-01-2023	SAHARSA	MAHISHI	BALUHA	44	N	N	N	✓	N	Y	Y
UTTAR BIHAR GRAMIN BANK	7602	9	05-01-2023	SAHARSA	MAHISHI	MAHISHI	44	N	N	N	✓	N	Y	Y
UTTAR BIHAR GRAMIN BANK	7602	8	05-01-2023	SAHARSA	NAUHATTA	NAUHATTA	44	N	N	N	✓	N	Y	Y
UTTAR BIHAR GRAMIN BANK	7602	33	15-03-2023	SAHARSA	SIMRI BAKHTIARP	SIMRI BAKHTIARP	42	N	N	N	✓	N	Y	Y
UTTAR BIHAR GRAMIN BANK	7602	32	15-02-2023	SAHARSA	SATTAR	SATTAR	43	N	N	N	✓	N	Y	Y
UTTAR BIHAR GRAMIN BANK	7602	31	15-02-2023	SAHARSA	MAHISHI	BALUHA	42	N	N	N	✓	N	Y	Y
UTTAR BIHAR GRAMIN BANK	7602	30	15-02-2023	SAHARSA	MAHISHI	MAHISHI	41	N	N	N	✓	N	Y	Y
UTTAR BIHAR GRAMIN BANK	7602	29	15-02-2023	SAHARSA	NAUHATTA	NAUHATTA	40	N	N	N	✓	N	Y	Y
UTTAR BIHAR GRAMIN BANK	7802	1	24-01-2023	PURNIA	BAISEE	BAISEE	53	N	N	N	✓	N	Y	Y
UTTAR BIHAR GRAMIN BANK	7802	4	24-01-2023	PURNIA	JALGARH	JALGARH	49	N	N	N	✓	N	Y	Y
UTTAR BIHAR GRAMIN BANK	7802	3	24-01-2023	PURNIA	Banmanthi	BUDHIYA	68	N	N	N	✓	N	Y	Y
UTTAR BIHAR GRAMIN BANK	7802	2	24-01-2023	PURNIA	Rupauli	BIRALI	58	N	N	N	✓	N	Y	Y
UTTAR BIHAR GRAMIN BANK	7802	12	17-03-2023	PURNIA	JALGARH	JALGARH	41	N	N	N	✓	N	Y	Y
UTTAR BIHAR GRAMIN BANK	7802	11	15-03-2023	PURNIA	Banmanthi	BUDHIYA	72	N	N	N	✓	N	Y	Y

ANNEX III - PART A

QUARTERLY REPORT ON CONDUCT OF SPECIAL CAMPS BY FLCs (GOING DIGITAL) : Annexure-2 Part(A)  
AS ON 31.03.2023

Bank Name	FLC Code	Sr. No. of Camp	Date of special camp	District	Block	Village	No of Participants	Stakeholders present (Indicate Y/N)						Others
								LDM	DDM	LDO	Local Govt	NGC	BC	
UTTAR BIHAR GRAMIN BANK	7802	10	16-03-2023	PURNIA	Rusauli	B.PALLU	43	N	N	N	N	N	Y	Y
UTTAR BIHAR GRAMIN BANK	7802	9	16-03-2023	PURNIA	BAISEE	BAISEE	57	N	N	N	N	N	Y	Y
UTTAR BIHAR GRAMIN BANK	7802	8	14-02-2023	PURNIA	JALALGARH	JALALGARH	58	N	N	N	N	N	Y	Y
UTTAR BIHAR GRAMIN BANK	7802	7	14-02-2023	PURNIA	Banmanakhi	B.JDHIYA	53	N	N	N	N	N	Y	Y
UTTAR BIHAR GRAMIN BANK	7802	6	14-02-2023	PURNIA	Rusauli	B. RALLU	61	N	N	N	N	N	Y	Y
UTTAR BIHAR GRAMIN BANK	7802	5	14-02-2023	PURNIA	BAISEE	BAISEE	72	N	N	N	N	N	Y	Y
UTTAR BIHAR GRAMIN BANK	7802	12	14-02-2023	ARARIA	NARPATGANJ	SONAPUR	41	N	N	N	N	N	Y	Y
UTTAR BIHAR GRAMIN BANK	8302	11	14-02-2023	ARARIA	FORBESGANJ	PARWAHA	31	N	N	N	N	N	Y	Y
UTTAR BIHAR GRAMIN BANK	8302	9	14-02-2023	ARARIA	ARARIA	ARARIA RS	42	N	N	N	N	N	Y	Y
UTTAR BIHAR GRAMIN BANK	8302	7	14-03-2023	ARARIA	ARARIA	BOHAGWAN	36	N	N	N	N	N	Y	Y
UTTAR BIHAR GRAMIN BANK	8302	5	14-03-2023	ARARIA	FORBESGANJ	PARWAHA	42	N	N	N	N	N	Y	Y
UTTAR BIHAR GRAMIN BANK	8302	3	13-03-2023	ARARIA	ARARIA	MADANPUR	32	N	N	N	N	N	Y	Y
UTTAR BIHAR GRAMIN BANK	8302	1	13-03-2023	ARARIA	ARARIA	ARARIA RS	31	N	N	N	N	N	Y	Y
UTTAR BIHAR GRAMIN BANK	8902	7	13-02-2023	vaishali	MAHUA	HAKIMPUR	48	N	N	N	N	N	Y	Y
UTTAR BIHAR GRAMIN BANK	8902	6	17-01-2023	Vaishali	JANDAHIA	MOHLUDDIN PUR G	48	N	N	N	N	N	Y	Y
UTTAR BIHAR GRAMIN BANK	8902	5	13-01-2023	Vaishali	BIDUPUR	KALACHAK	42	N	N	N	N	N	Y	Y
UTTAR BIHAR GRAMIN BANK	8902	4	12-01-2023	Vaishali	BIDUPUR	Bariyarpur	44	N	N	N	N	N	Y	Y
UTTAR BIHAR GRAMIN BANK	8902	3	11-01-2023	Vaishali	PALEDHI BELSAR	Nagwan	51	N	N	N	N	N	Y	Y
UTTAR BIHAR GRAMIN BANK	8902	2	10-01-2023	Vaishali	HAIJUR	Chak Thakursi	52	N	N	N	N	N	Y	Y
UTTAR BIHAR GRAMIN BANK	8902	1	09-01-2023	Vaishali	MAHUA	Sherpur Manikpu	42	N	N	N	N	N	Y	Y
UTTAR BIHAR GRAMIN BANK	8902	11	18-03-2023	Vaishali	DESARI	CHANDPURA	48	N	N	N	N	N	Y	Y
UTTAR BIHAR GRAMIN BANK	8902	10	15-03-2023	Vaishali	MAHVAR	PAHARPUR BISHUN	53	N	N	N	N	N	Y	Y
UTTAR BIHAR GRAMIN BANK	8902	9	15-03-2023	Vaishali	BIDUPUR	KALACHAK	55	N	N	N	N	N	Y	Y
UTTAR BIHAR GRAMIN BANK	8902	8	04-03-2023	Vaishali	BIDUPUR	SAIDABAD	35	N	N	N	N	N	Y	Y
STATE BANK OF INDIA	4901	1	15-01-2023	Kishanganj	Kishanganj	RETI	29	N	N	N	N	N	Y	Y
STATE BANK OF INDIA	4901	2	18-01-2023	Kishanganj	Kishanganj	Belwa	56	N	N	N	N	N	Y	Y
STATE BANK OF INDIA	4901	3	16-02-2023	Kishanganj	Dighai bank	Dekshin Basti Tulsiya	41	Y	N	N	N	N	Y	Y
STATE BANK OF INDIA	4901	4	27-02-2023	Kishanganj	Dighai bank	Reti	32	Y	N	N	N	N	Y	Y
STATE BANK OF INDIA	4901	5	14-03-2023	Kishanganj	Dighai bank	Lohagara	85	Y	N	N	N	N	Y	N
STATE BANK OF INDIA	4901	6	26-03-2023	Kishanganj	Tedagachh	Babhangama	41	Y	N	N	N	N	Y	N
STATE BANK OF INDIA	4701	7	24-01-2023	JAMUI	CHAIRA	BOHAIT	44	N	N	N	N	N	Y	Y
STATE BANK OF INDIA	4701	8	31-01-2023	JAMUI	CHAIRA	KAGESHWER	52	N	N	N	N	N	Y	Y
STATE BANK OF INDIA	4701	9	03-02-2023	JAMUI	JHAJHA	CHARGHRWA	62	N	N	N	N	N	Y	Y
STATE BANK OF INDIA	4701	10	17-02-2023	JAMUI	LAXMIPUR	JINHARA	52	N	N	N	N	N	Y	Y
STATE BANK OF INDIA	4701	11	20-03-2023	JAMUI	CHAKAI	BALGOI	55	N	N	N	N	N	Y	Y
STATE BANK OF INDIA	4701	12	23-03-2023	JAMUI	ALIGANJ	BALGOI	53	Y	N	N	N	N	Y	Y
STATE BANK OF INDIA	8301	13	25-01-2023	Araria	Narpatganj	chakradaha	35	N	N	N	N	N	Y	Y
STATE BANK OF INDIA	8301	14	27-01-2023	Araria	Narpatganj	Changa	30	N	N	N	N	N	Y	Y
STATE BANK OF INDIA	8301	15	07-02-2023	Araria	Araria	Koskipur	38	N	N	N	N	N	Y	Y
STATE BANK OF INDIA	8301	16	17-02-2023	Araria	Araria	Bejshar	39	N	N	N	N	N	Y	Y
STATE BANK OF INDIA	8301	17	06-03-2023	Araria	Araria	Madanpur	36	N	N	N	N	N	Y	Y
STATE BANK OF INDIA	8301	18	29-03-2023	Araria	Forbesganj	Rampur	31	N	N	N	N	N	Y	Y
STATE BANK OF INDIA	8601	19	16-01-2023	PURNEA	Kasba	Garbanalli	31	N	N	N	N	N	Y	Y
STATE BANK OF INDIA	8601	20	23-01-2023	PURNEA	Dagruwa	Dagruwa	36	N	N	N	N	N	Y	Y
STATE BANK OF INDIA	8601	21	14-02-2023	PURNEA	Purnea East	Damka	40	N	N	N	N	N	Y	Y
STATE BANK OF INDIA	8601	22	17-02-2023	PURNEA	Purnea East	Govt Poly College Purnea	95	Y	N	N	N	N	Y	Y
STATE BANK OF INDIA	8601	23	23-03-2023	PURNEA	Purnea East	Singhia	40	N	N	N	N	N	Y	Y
STATE BANK OF INDIA	8601	24	28-03-2023	PURNEA	Singaur	Jagelli	68	N	N	N	N	N	Y	Y
STATE BANK OF INDIA	7601	25	05-01-2023	SAHARSA	Sattar Katalya	Muslim Tola, Sahpur	31	Y	N	N	N	N	Y	Y
STATE BANK OF INDIA	7601	26	06-01-2023	SAHARSA	Sattar Katalya	Tansi Tola	35	Y	N	N	N	N	Y	Y
STATE BANK OF INDIA	7601	27	13-02-2023	SAHARSA	Sattar Katalya	Yadav Tola, Agwanpur	60	Y	N	N	N	N	Y	Y
STATE BANK OF INDIA	7601	28	14-02-2023	SAHARSA	Sattar Katalya	Barghira	35	N	N	N	N	N	Y	Y
STATE BANK OF INDIA	2081	29	28-01-2023	Supaul	Supaul	Gidrahi	47	N	N	N	N	N	Y	Y
STATE BANK OF INDIA	2081	30	29-01-2023	Supaul	Supaul	Mushahari	39	N	N	N	N	N	Y	Y
STATE BANK OF INDIA	2081	31	24-02-2023	Supaul	Supaul	Rajender Nagar	32	N	N	N	N	N	Y	Y
STATE BANK OF INDIA	2081	32	25-02-2023	Supaul	Supaul	Pathra	45	N	N	N	N	N	Y	Y
STATE BANK OF INDIA	2081	33	17-03-2023	Supaul	Supaul	Latraha	29	N	N	N	N	N	Y	Y
STATE BANK OF INDIA	2081	34	17-03-2023	Supaul	Supaul	Parsauti	42	N	N	N	N	N	Y	Y



ANNEX III- PART B

QUARTERLY REPORT ON CONDUCT OF TARGET GROUP SPECIFIC CAMPS BY FLCs : Annexure-2 Part(B)  
AS ON 31.03.2023

Bank Name	FLC Code	Sr. No. of Camp	Date of target specific camp (DD/MM/YYYY)	District	Block	Village	No Of Participants	Stakeholders present (In-lake Y/N)							Target Group Addressed (1. Farmers 2. Small Entrepreneurs 3. School Students 4. SHGs 5. Senior Citizens 6. Others)
								DDM	LDO	Local Govt	MGO	BC	Others		
CENTRAL BANK OF INDIA	5701	1	06-01-2023	SIWAN	SIWAN	AMLORI	28	N	N	N	Y	N	N	N	1
CENTRAL BANK OF INDIA	5701	2	07-01-2023	SIWAN	PACHRUKHI	PAPAIUR	21	N	N	N	Y	N	N	N	4
CENTRAL BANK OF INDIA	5701	3	10-01-2023	SIWAN	PACHRUKHI	BARKA GAON	19	N	N	N	N	N	N	Y	1
CENTRAL BANK OF INDIA	5701	4	12-01-2023	SIWAN	HUSENGANJ	MACHKANA	27	N	N	N	N	N	N	Y	1
CENTRAL BANK OF INDIA	5701	5	14-01-2023	SIWAN	KARBALA	BADHARIA	27	N	N	N	N	N	N	Y	1
CENTRAL BANK OF INDIA	5701	6	17-01-2023	SIWAN	BHADA	SIWAN	20	N	N	N	N	N	N	Y	6
CENTRAL BANK OF INDIA	5701	7	19-01-2023	SIWAN	VIJAYPUR	MAIRWA	18	N	N	N	N	N	N	Y	5
CENTRAL BANK OF INDIA	5701	8	20-01-2023	SIWAN	THEPAHA	ZIRADIE	32	N	N	N	N	N	N	Y	2
CENTRAL BANK OF INDIA	5701	9	11-02-2023	SIWAN	HUSENGANJ	HUSENGANJ	33	N	N	N	N	N	N	Y	2
CENTRAL BANK OF INDIA	5701	10	11-02-2023	SIWAN	HUSENGANJ	HUSENGANJ	17	Y	N	N	N	N	N	Y	6
CENTRAL BANK OF INDIA	5701	11	15-02-2023	SIWAN	RAGHUNATHPUR	RAGHUNATHPUR	21	Y	N	N	N	N	N	N	6
CENTRAL BANK OF INDIA	5701	12	17-02-2023	SIWAN	NAVIGANJ	NAVIGANJ	28	Y	N	N	N	N	N	N	1
CENTRAL BANK OF INDIA	5701	13	18-02-2023	SIWAN	HUSENGANJ	HUSENGANJ	34	Y	N	N	N	N	N	N	2
CENTRAL BANK OF INDIA	5701	14	22-02-2023	SIWAN	MAHARAGANJ	MAHARAGANJ	28	Y	N	N	N	N	N	N	6
CENTRAL BANK OF INDIA	5701	15	23-02-2023	SIWAN	ANDER	ANDER	19	Y	N	N	N	N	N	N	6
CENTRAL BANK OF INDIA	5701	16	28-02-2023	SIWAN	PACHRUKHI	PACHRUKHI	22	Y	N	N	N	N	N	N	6
CENTRAL BANK OF INDIA	5701	17	06-03-2023	SIWAN	SIWAN	SIWAN	19	N	N	N	Y	N	N	N	6
CENTRAL BANK OF INDIA	5701	18	13-03-2023	SIWAN	KARCHUI	MAIRWA	23	N	N	N	N	N	N	Y	6
CENTRAL BANK OF INDIA	5701	19	17-03-2023	SIWAN	CHHATA	HUSENGANJ	21	Y	N	N	N	N	N	Y	4
CENTRAL BANK OF INDIA	5701	20	20-03-2023	SIWAN	SARSAR	SIWAN	18	N	N	N	N	N	N	Y	6
CENTRAL BANK OF INDIA	5701	21	23-03-2023	SIWAN	FARIDPUR	ANDER	22	N	N	N	N	N	N	Y	6
CENTRAL BANK OF INDIA	5701	22	27-03-2023	SIWAN	SORAPUR	HUSENGANJ	19	Y	N	N	Y	N	N	N	1
CENTRAL BANK OF INDIA	6202	1	17-01-2023	MUZAFFARPUR	BOCHHAHA	GARHA CHOWK	47	N	N	N	N	N	N	Y	1
CENTRAL BANK OF INDIA	6202	2	19-01-2023	MUZAFFARPUR	SARAYA	BHAKHARA	52	N	N	N	N	N	N	Y	1
CENTRAL BANK OF INDIA	6202	3	20-01-2023	MUZAFFARPUR	MUSAHARY	PATAHI, BHAGWAN	32	N	N	N	N	N	N	Y	1
CENTRAL BANK OF INDIA	6202	4	25-01-2023	MUZAFFARPUR	KANTI	DAMODARPUR	27	N	N	N	N	N	N	Y	1
CENTRAL BANK OF INDIA	6202	5	16-02-2023	MUZAFFARPUR	SARAYA	BAKTIARA	89	N	N	N	N	N	N	Y	1
CENTRAL BANK OF INDIA	6202	6	17-02-2023	MUZAFFARPUR	KANTI	BHANGARA CHOWK	67	N	N	N	N	N	N	Y	1
CENTRAL BANK OF INDIA	6202	7	17-02-2023	MUZAFFARPUR	MUSAHARY	RDS COLLEGE MUZ	107	N	N	N	N	N	N	Y	1
CENTRAL BANK OF INDIA	6202	8	21-02-2023	MUZAFFARPUR	BOCHHAHA	NARMA	69	N	N	N	N	N	N	Y	1
CENTRAL BANK OF INDIA	6202	9	02-03-2023	MUZAFFARPUR	MUSAHARY	BHAGWANPUR	49	N	N	N	N	N	N	Y	1
CENTRAL BANK OF INDIA	6202	10	20-03-2023	MUZAFFARPUR	KURHANI	ANRAKH	68	N	N	N	N	N	N	Y	1
CENTRAL BANK OF INDIA	6202	11	21-03-2023	MUZAFFARPUR	MUSAHARY	DIGHARA	68	N	N	N	N	N	N	Y	1
CENTRAL BANK OF INDIA	6202	12	21-03-2023	MUZAFFARPUR	MUSAHARY	PRAHLADPUR	72	N	N	N	N	N	N	Y	1
CENTRAL BANK OF INDIA	6202	13	21-03-2023	MUZAFFARPUR	MUSAHARY	CHAPRAWIRGH	43	N	N	N	N	N	N	Y	1
CENTRAL BANK OF INDIA	6202	14	21-03-2023	MUZAFFARPUR	MUSAHARY	NAYA GAON	62	N	N	N	N	N	N	Y	1
CENTRAL BANK OF INDIA	6202	15	21-03-2023	MUZAFFARPUR	MUSAHARY	MANIK CHOWK	23	N	N	N	N	N	N	Y	1
CENTRAL BANK OF INDIA	6202	16	21-03-2023	MUZAFFARPUR	SAKARA	HARIPIUR KRISHNA	39	N	N	N	N	N	N	Y	1
CENTRAL BANK OF INDIA	6202	17	21-03-2023	MUZAFFARPUR	KANTI	DAMODARPUR	18	N	N	N	N	N	N	Y	1
CENTRAL BANK OF INDIA	6202	18	21-03-2023	MUZAFFARPUR	KANTI	BANGARA CHOWK	33	N	N	N	N	N	N	Y	1
CENTRAL BANK OF INDIA	6301	1	04-01-2023	GOPALGANJ	BAKUNTHPUR	SAMPUR	32	Y	Y	Y	Y	Y	Y	Y	2
CENTRAL BANK OF INDIA	6301	2	11-01-2023	GOPALGANJ	BAKUNTHPUR	BANKASTI	46	Y	Y	Y	Y	Y	Y	Y	1
CENTRAL BANK OF INDIA	6301	3	18-01-2023	GOPALGANJ	BAKUNTHPUR	BHIMPURA	38	Y	Y	Y	Y	Y	Y	Y	1
CENTRAL BANK OF INDIA	6301	4	21-01-2023	GOPALGANJ	BAKUNTHPUR	SCRALU	41	Y	Y	Y	Y	Y	Y	Y	4
CENTRAL BANK OF INDIA	6301	5	03-02-2023	GOPALGANJ	VIJAYPUR	BANKATTA	28	Y	Y	Y	Y	Y	Y	Y	4
CENTRAL BANK OF INDIA	6301	6	08-02-2023	GOPALGANJ	VIJAYPUR	BIRWAT	27	Y	Y	Y	Y	Y	Y	Y	1
CENTRAL BANK OF INDIA	6301	7	11-02-2023	GOPALGANJ	VIJAYPUR	GANGACHHAPAR	34	Y	Y	Y	Y	Y	Y	Y	2
CENTRAL BANK OF INDIA	6301	8	18-02-2023	GOPALGANJ	VIJAYPUR	MATHIA	41	Y	Y	Y	Y	Y	Y	Y	5
CENTRAL BANK OF INDIA	6301	9	22-02-2023	GOPALGANJ	SIDHWALA	BUDHISI	46	Y	Y	Y	Y	Y	Y	Y	6
CENTRAL BANK OF INDIA	6301	10	24-02-2023	GOPALGANJ	SIDHWALA	SUPALI	28	Y	Y	Y	Y	Y	Y	Y	6

**ANNEX III- PART B  
QUARTERLY REPORT ON CONDUCT OF TARGET GROUP SPECIFIC CAMPS BY FLCs : Annexure-2 Part(B)  
AS ON 31.03.2023**

Bank Name	FLC Code	Sr. No. of Camp	Date of target specific camp (DD/MM/YYYY)	District	Block	Village	No Of Participants	Stakeholders present (Indicate Y/N)						Target Group Addressed (1. Farmers 2. Small Entrepreneurs 3. School Students 4. SHGs 5. Senior Citizen 6. Others)
								DDM	LDO	Local Govt	NGO	BC	Others	
CENTRAL BANK OF INDIA	6301	11	28-02-2023	GOPALGANJ	SIDHWALA	HARPUR	33	Y	Y	Y	Y	Y	Y	1
CENTRAL BANK OF INDIA	6301	12	02-03-2023	GOPALGANJ	HATHUA	SHAROPATTI	21	Y	Y	Y	Y	Y	Y	1
CENTRAL BANK OF INDIA	6301	13	08-03-2023	GOPALGANJ	HATHUA	FATEPUR	23	Y	Y	Y	Y	Y	Y	1
CENTRAL BANK OF INDIA	6301	14	13-03-2023	GOPALGANJ	HATHUA	PIPRA KHAS	26	Y	Y	Y	Y	Y	Y	5
CENTRAL BANK OF INDIA	6301	15	14-03-2023	GOPALGANJ	HATHUA	RUPAN CHAK	28	Y	Y	Y	Y	Y	Y	5
CENTRAL BANK OF INDIA	6301	16	16-03-2023	GOPALGANJ	HATHUA	MIRZAPUR	32	Y	Y	Y	Y	Y	Y	4
CENTRAL BANK OF INDIA	6301	17	20-03-2023	GOPALGANJ	KHCHAIKOT	BEDIA	36	Y	Y	Y	Y	Y	Y	4
CENTRAL BANK OF INDIA	6301	18	21-03-2023	GOPALGANJ	KHCHAIKOT	CHAILWA	31	Y	Y	Y	Y	Y	Y	2
CENTRAL BANK OF INDIA	6301	19	24-03-2023	GOPALGANJ	KHCHAIKOT	KARVATAHI	40	Y	Y	Y	Y	Y	Y	2
CENTRAL BANK OF INDIA	6301	20	27-03-2023	GOPALGANJ	KHCHAIKOT	KHALURI	31	Y	Y	Y	Y	Y	Y	2
CENTRAL BANK OF INDIA	6301	21	28-03-2023	GOPALGANJ	KHCHAIKOT	MATEYA KHAS	36	Y	Y	Y	Y	Y	Y	2
CENTRAL BANK OF INDIA	6301	22	29-03-2023	GOPALGANJ	KHCHAIKOT	PUREHAS	35	N	Y	Y	Y	Y	Y	2
CENTRAL BANK OF INDIA	6301	23	29-03-2023	GOPALGANJ	KHCHAIKOT	SAPHAGAOIN	22	Y	Y	Y	Y	Y	Y	2
CENTRAL BANK OF INDIA	6301	24	31-03-2023	GOPALGANJ	KHCHAIKOT	AHIYAPUR	21	Y	Y	Y	Y	Y	Y	1
PUNJAB NATIONAL BANK	4501	1	05-01-2023	BUJAR	CHAUSA	SIKRAUR	62	Y	Y	Y	Y	Y	N	1
PUNJAB NATIONAL BANK	4501	2	10-01-2023	BUJAR	RAJPUR	BHARKHARA	52	Y	Y	Y	Y	Y	N	2
PUNJAB NATIONAL BANK	4501	3	10-02-2023	BUJAR	RAJPUR	HETHUA	49	Y	Y	Y	Y	Y	N	1
PUNJAB NATIONAL BANK	4501	4	17-02-2023	BUJAR	SIMRI	KATHAR	61	Y	Y	Y	Y	Y	N	6
PUNJAB NATIONAL BANK	4501	5	14-03-2023	BUJAR	CHAKKI	CHANDA	63	Y	Y	Y	Y	Y	N	4
PUNJAB NATIONAL BANK	5201	1	04-01-2023	BHOJPUR	ARRFAH	CHA-ARSAINPUR	67	Y	Y	Y	Y	Y	N	1
PUNJAB NATIONAL BANK	5201	2	07-01-2023	BHOJPUR	UDWANT NAGAR	BHO-ATIPUR	59	Y	Y	Y	Y	Y	N	1
PUNJAB NATIONAL BANK	5201	3	24-01-2023	BHOJPUR	KOILWAR	SURAUDHIA	67	Y	Y	Y	Y	Y	N	2
PUNJAB NATIONAL BANK	5201	4	07-02-2023	BHOJPUR	KOILWAR	BIRAMPUR	57	Y	Y	Y	Y	Y	N	1
PUNJAB NATIONAL BANK	5201	5	14-02-2023	BHOJPUR	BARHARA	SHEO DIARA	51	Y	Y	Y	Y	Y	N	6
PUNJAB NATIONAL BANK	5201	6	02-03-2023	BHOJPUR	KOILWAR	SAKADDI	65	Y	Y	Y	Y	Y	N	1
PUNJAB NATIONAL BANK	5201	7	10-03-2023	BHOJPUR	KOILWAR	CHANDWA	68	Y	Y	Y	Y	Y	N	1
PUNJAB NATIONAL BANK	5201	8	16-03-2023	BHOJPUR	BARHARA	BALUA	59	Y	Y	Y	Y	Y	N	2
PUNJAB NATIONAL BANK	5801	9	24-03-2023	BHOJPUR	GARHANI	BALEANDH	56	Y	Y	Y	Y	Y	N	1
PUNJAB NATIONAL BANK	5801	1	03-01-2023	AURANGABAD	NARDIGANI	WOHARI	67	Y	Y	Y	Y	Y	N	2
PUNJAB NATIONAL BANK	5801	2	12-01-2023	AURANGABAD	NARDIGANI	DHIRAJUNDH	59	Y	Y	Y	Y	Y	N	2
PUNJAB NATIONAL BANK	5801	3	09-02-2023	AURANGABAD	WARISALIGANJ	HAIJPUR	68	Y	Y	Y	Y	Y	N	4
PUNJAB NATIONAL BANK	5801	4	23-02-2023	AURANGABAD	NAWADA	JHURHATHI	67	Y	Y	Y	Y	Y	N	5
PUNJAB NATIONAL BANK	5801	5	10-03-2023	AURANGABAD	KASHI CHAK	PARBATI	59	Y	Y	Y	Y	Y	N	1
PUNJAB NATIONAL BANK	7002	1	03-01-2023	GAYA	KONCH	BISHUNATHPUR	59	Y	Y	Y	Y	Y	N	1
PUNJAB NATIONAL BANK	7002	2	10-01-2023	GAYA	AMAS	KARAMDIDIH	68	Y	Y	Y	Y	Y	N	3
PUNJAB NATIONAL BANK	7002	3	18-01-2023	GAYA	WAZIRGANJ	TARAWAN	48	Y	Y	Y	Y	Y	N	2
PUNJAB NATIONAL BANK	7002	4	25-01-2023	GAYA	IMAMGANJ	SALAIYA	55	Y	Y	Y	Y	Y	N	4
PUNJAB NATIONAL BANK	7002	5	01-02-2023	GAYA	MANPUR	USRI	65	Y	Y	Y	Y	Y	N	5
PUNJAB NATIONAL BANK	7002	6	06-02-2023	GAYA	DOBHI	PATAK BIGHA	68	Y	Y	Y	Y	Y	N	4
CANARA BANK	79	1	01-01-0001	SHEIKHPURA	SHEIKHPURA	SHEIKHOPUR SARA	32	Y	N	N	N	N	Y	2
CANARA BANK	79	2	06-01-2023	SHEIKHPURA	SHEIKHPURA	SHEIKHPURA	10	Y	N	N	N	N	Y	3
CANARA BANK	79	3	07-01-2023	SHEIKHPURA	ARIYARI	PACHINA	22	Y	N	N	N	N	Y	5
CANARA BANK	79	4	12-01-2023	SHEIKHPURA	SHEIKHPURA	JAGDISHPUR	28	N	N	N	N	N	Y	6
CANARA BANK	79	5	17-01-2023	SHEIKHPURA	SHEIKHPURA	KARHO	22	N	N	N	N	N	Y	1
CANARA BANK	79	6	18-01-2023	SHEIKHPURA	BARBIGHA	KASAR	15	Y	N	N	N	N	Y	2
CANARA BANK	79	7	20-04-2023	SHEIKHPURA	CHEWARA	SHEIKHPURA	8	Y	N	N	N	N	Y	2
CANARA BANK	79	8	20-01-2023	SHEIKHPURA	CHEWARA	MAHESHPUR	16	N	N	N	N	N	Y	1
CANARA BANK	79	9	24-01-2023	SHEIKHPURA	SHEIKHPURA	SHEIKHPURA	25	Y	Y	N	N	N	Y	2
CANARA BANK	79	10	24-01-2023	SHEIKHPURA	SHEIKHPURA	SASWAHNA	215	Y	Y	N	Y	Y	N	1
CANARA BANK	79	11	14-02-2023	SHEIKHPURA	SHEIKHPURA	SHEIKHPURA	40	Y	Y	N	Y	Y	Y	2

ANNEX III- PART B

QUARTERLY REPORT ON CONDUCT OF TARGET GROUP SPECIFIC CAMPS BY FLCs : Annexure-2 Part(B)																
AS ON: 31.03.2023																
Bank Name	FLC Code	Sr. No. of Camp	Date of target specific camp (DD/MM/YYYY)	District	Block	Village	No Of Participants	Stakeholders present (Indicate Y/N)						Target Group Addressed (1. Farmers 2. Small Entrepreneurs 3. School Students 4. SHGs 5. Senior Citizen 6. Others)		
								DDM	LDO	Local Govt	NGO	BC	Others			
CANARA BANK	79	12	16-02-2023	SHEIKHPURA	SHEIKHPURA	FARIDPUR	52	Y	N	N	N	N	Y	1		
CANARA BANK	79	13	17-02-2023	SHEIKHPURA	CHEWARA	SUIANI	42	N	N	N	N	N	Y	2		
CANARA BANK	79	14	17-02-2023	SHEIKHPURA	CHEWARA	SIANI	25	N	N	N	N	N	Y	1		
CANARA BANK	79	15	18-02-2023	SHEIKHPURA	SHEIKHPURA	BIHTA	45	Y	N	N	N	Y	Y	2		
CANARA BANK	79	16	21-02-2023	SHEIKHPURA	CHEWARA	RAJARA	60	N	N	N	N	N	Y	3		
CANARA BANK	79	17	21-02-2023	SHEIKHPURA	BARBIGHA	SAMAS	45	N	N	N	N	N	Y	1		
UCO BANK	8001	1	02-01-2023	Bhagalpur	Sabour	fnatepur	89	Y	N	Y	N	Y	FLC	2		
UCO BANK	8001	2	03-01-2023	Bhagalpur	Sanhoula	Tarar	89	N	N	N	N	N	Y	FLC	1	
UCO BANK	8001	3	04-01-2023	Bhagalpur	Jagdishpur	Habibpur	30	Y	N	N	N	N	Y	FLC	1	
UCO BANK	8001	4	05-01-2023	Bhagalpur	Sultanganj	Sultanganj	56	Y	N	N	N	N	Y	FLC	1	
UCO BANK	8001	5	06-01-2023	Bhagalpur	Sultanganj	Masdi	38	N	N	N	N	N	Y	FLC	1	
UCO BANK	8001	6	07-01-2023	Bhagalpur	Pirpanti	Pyalpur	25	N	N	N	N	N	Y	FLC	1	
UCO BANK	8001	7	09-01-2023	Bhagalpur	Pirpanti	Ishipur	51	N	N	N	N	N	Y	FLC	1	
UCO BANK	8001	8	10-01-2023	Bhagalpur	Pirpanti	Manikpur	35	N	N	N	N	N	Y	FLC	1	
UCO BANK	8001	9	15-01-2023	Bhagalpur	Sabour	Bahadurpur	35	Y	N	N	N	N	Y	FLC	1	
UCO BANK	8001	10	16-01-2023	Bhagalpur	Sabour	Sabour	41	Y	N	N	N	N	Y	FLC	2	
UCO BANK	8001	11	18-01-2023	Bhagalpur	Kahalgaoon	Ekchari	41	N	N	N	N	N	Y	FLC	2	
UCO BANK	8001	12	19-01-2023	Bhagalpur	Kahalgaoon	Kishundaspur	40	N	N	N	N	N	Y	FLC	4	
UCO BANK	8001	13	21-01-2023	Bhagalpur	Pirpanti	Bhakepur	52	N	N	N	N	N	Y	FLC	2	
UCO BANK	8001	14	24-01-2023	Bhagalpur	Kahalgaoon	Katoria	66	N	N	N	N	N	Y	FLC	1	
UCO BANK	8001	15	25-01-2023	Bhagalpur	Kahalgaoon	Nandlalpur	25	N	N	N	N	N	Y	FLC	4	
UCO BANK	8001	16	30-01-2023	Bhagalpur	Kahalgaoon	NTPC Campus	66	Y	N	N	N	N	Y	FLC	2	
UCO BANK	8001	17	31-01-2023	Bhagalpur	Kahalgaoon	Kahalgaoon	24	Y	N	N	N	N	Y	FLC	1	
UCO BANK	8001	18	01-02-2023	Bhagalpur	Pirpanti	Buddhuchak	36	N	N	N	N	N	Y	FLC	6	
UCO BANK	8001	19	04-02-2023	Bhagalpur	Sanhoula	Tarar	44	N	N	N	N	N	Y	FLC	2	
UCO BANK	8001	20	07-02-2023	Bhagalpur	Kahalgaoon	Ekchari	42	N	N	N	N	N	Y	FLC	2	
UCO BANK	8001	21	09-02-2023	Bhagalpur	Sabour	Fatehpur	36	Y	N	N	N	N	Y	FLC	2	
UCO BANK	8001	22	14-02-2023	Bhagalpur	Kahalgaoon	Prasurampur	40	N	N	N	N	N	Y	FLC	2	
UCO BANK	8001	23	16-02-2023	Bhagalpur	Pirpanti	Barahat	50	N	N	N	N	N	Y	FLC	4	
UCO BANK	8001	24	17-02-2023	Bhagalpur	Pirpanti	Manikpur	38	N	N	N	N	N	Y	FLC	4	
UCO BANK	8001	25	20-02-2023	Bhagalpur	Kahalgaoon	Sadanandpur	35	N	N	N	N	N	Y	FLC	3	
UCO BANK	8001	26	24-02-2023	Bhagalpur	Pirpanti	Gram Cherno	36	N	N	N	N	N	Y	FLC	2	
UCO BANK	8001	27	02-03-2023	Bhagalpur	Jagdishpur	Bajiani	75	Y	N	N	N	N	Y	FLC	1	
UCO BANK	8001	28	03-03-2023	Bhagalpur	Naugachia	Nagarparishad	40	Y	N	N	N	N	Y	FLC	1	
UCO BANK	8001	29	04-03-2023	Bhagalpur	Sultanganj	Sultanganj	34	Y	N	N	N	N	Y	FLC	2	
UCO BANK	8001	30	10-03-2023	Bhagalpur	Pirpanti	Fauzteri	34	N	N	N	N	N	Y	FLC	6	
UCO BANK	8001	31	16-03-2023	Bhagalpur	Sahkund	Pachrukhi	34	Y	N	N	N	N	Y	FLC	4	
UCO BANK	8001	32	20-03-2023	Bhagalpur	Kahalgaoon	Ekchari	35	N	N	N	N	N	Y	FLC	2	
UCO BANK	8001	33	24-03-2023	Bhagalpur	Pirpanti	Dhanaura	34	N	Y	N	N	N	Y	LC/RSE	2	
UCO BANK	8001	34	28-03-2023	Bhagalpur	Kahalgaoon	Kahalgaoon	32	Y	N	N	N	N	Y	FLC	1	
UCO BANK	8001	35	29-03-2023	Bhagalpur	Pirpanti	Pirpanti	35	N	N	N	N	N	Y	FLC	3	
BANK OF BARODA	5001	1	01-01-0001	SITAMARHI	PARIHAR	PARIHAR	25	N	N	N	N	N	Y	RSETI	2	
BANK OF BARODA	5001	2	19-01-2023	SITAMARHI	SURSAVD	BIHTA MORE	35	N	N	N	N	N	Y	RSETI	1	
BANK OF BARODA	5001	3	13-02-2023	SITAMARHI	RUNI SAIDPUR	MANIK CHOWK	20	Y	Y	N	N	Y	Y	RSETI	3	
BANK OF BARODA	5001	4	14-02-2023	SITAMARHI	FARSINGPUR	DUMRA	18	N	N	N	N	N	N	Y	RSETI	2
BANK OF BARODA	5001	5	17-02-2023	SITAMARHI	RUNI SAIDPUR	BASATPUR	27	N	N	N	N	N	Y	RSETI	1	
BANK OF BARODA	5001	6	16-02-2023	SITAMARHI	PUPRI	PARSAUNI	32	N	Y	N	N	N	Y	RSETI	6	
BANK OF BARODA	5001	7	24-03-2023	SITAMARHI	PUPRI	BELMOHAN	20	Y	N	N	N	N	Y	RSETI	4	
BANK OF BARODA	5001	8	27-01-2023	SITAMARHI	BELSNAD	LOHASI	25	N	N	N	N	N	Y	RSETI	3	
BANK OF BARODA	6501	8	25-01-2023	SHEOHAR	DUMRI KATSARI	SHYAMPUR	53	Y	Y	N	N	N	Y	RSETI	5	



ANNEX III - PART B  
 QUARTERLY REPORT ON CONDUCT OF TARGET GROUP SPECIFIC CAMPS BY FLCs : Annexure-2 Part(B)  
 AS ON 31.03.2023

Bank Name	FLC Code	Sr. No. of Camp	Date of target specific camp (DD/MM/YYYY)	District	Block	Village	No Of Participants	Stakeholders present (Indicate Y/N)							Target Group Addressed (1. Farmers 2. Small Entrepreneurs 3. School Students 4. SHGs 5. Senior Citizen 6. Others)
								LDM	DDM	LDO	Local Govt.	NGO	BC	Others	
DAKSHIN BIHAR GRAMIN BANK	4701	4	22-02-2023	JAMUI	JAMUI	BARAR	25	N	N	Y	N	Y	Y	Y	1.5
DAKSHIN BIHAR GRAMIN BANK	4701	5	15-03-2023	JAMUI	SONO	TOLA ASNALSARI	46	N	N	Y	N	N	Y	Y	4.6
DAKSHIN BIHAR GRAMIN BANK	4701	6	29-03-2023	JAMUI	CHAKAI	TOLA ASNABANIA	53	N	N	N	N	N	Y	Y	5.6
DAKSHIN BIHAR GRAMIN BANK	5101	1	11-01-2023	NALANDA	BIHARSHARIF	BABURBANNA	49	N	N	N	Y	Y	N	Y	5.6
DAKSHIN BIHAR GRAMIN BANK	5101	1	11-01-2023	NALANDA	BIHARSHARIF	BABURBANNA	46	N	N	N	Y	N	N	Y	4
DAKSHIN BIHAR GRAMIN BANK	5101	2	25-01-2023	NALANDA	BIHARSHARIF	ALINAGAR	46	N	Y	N	Y	N	N	Y	1.2
DAKSHIN BIHAR GRAMIN BANK	5101	3	15-01-2023	NALANDA	BIHARSHARIF	ALINAGAR	46	N	Y	N	Y	N	N	Y	1.5
DAKSHIN BIHAR GRAMIN BANK	5101	3	08-02-2023	NALANDA	ASTHAWAN	OND#	47	N	Y	N	Y	Y	N	Y	3
DAKSHIN BIHAR GRAMIN BANK	5101	3	08-02-2023	NALANDA	ASTHAWAN	ONDA	47	N	Y	N	Y	Y	N	Y	3
DAKSHIN BIHAR GRAMIN BANK	5101	4	15-02-2023	NALANDA	GIRYAK	BAKRA CHOFSIA	26	N	Y	N	Y	Y	Y	Y	5.6
DAKSHIN BIHAR GRAMIN BANK	5101	4	15-02-2023	NALANDA	GIRYAK	BAKRA CHOFSIA	26	N	Y	N	Y	Y	Y	Y	3
DAKSHIN BIHAR GRAMIN BANK	5101	5	15-03-2023	NALANDA	SILAO	SILAO	61	N	N	Y	N	N	Y	Y	4
DAKSHIN BIHAR GRAMIN BANK	5101	5	15-03-2023	NALANDA	SILAO	SILAO	61	N	N	Y	N	N	Y	Y	4
DAKSHIN BIHAR GRAMIN BANK	5101	6	22-03-2023	NALANDA	GIRYAK	PARWALPUR	41	N	N	Y	N	N	Y	Y	1
DAKSHIN BIHAR GRAMIN BANK	5101	6	22-03-2023	NALANDA	GIRYAK	PARWALPUR	41	N	N	Y	N	N	Y	Y	1
DAKSHIN BIHAR GRAMIN BANK	5201	1	11-01-2023	BHOJIPUR	AGIAON	NARAYANPUR	42	N	N	N	Y	N	N	Y	1
DAKSHIN BIHAR GRAMIN BANK	5201	2	18-01-2023	BHOJIPUR	GARHANI	BAKAP	49	N	N	Y	N	N	N	Y	1
DAKSHIN BIHAR GRAMIN BANK	5201	3	08-02-2023	BHOJIPUR	ARA	DHAMAR	79	N	N	N	N	N	Y	Y	1
DAKSHIN BIHAR GRAMIN BANK	5201	4	22-02-2023	BHOJIPUR	PIRO	PIRO	25	N	N	Y	N	Y	Y	Y	1
DAKSHIN BIHAR GRAMIN BANK	5201	5	15-03-2023	BHOJIPUR	KOILWAR	KULHARIA	46	N	N	Y	N	Y	Y	Y	1
DAKSHIN BIHAR GRAMIN BANK	5201	6	22-03-2023	BHOJIPUR	SHAHUPUR	LAHANG DUMARIYA	78	N	N	Y	N	N	Y	Y	1
DAKSHIN BIHAR GRAMIN BANK	5901	1	20-01-2023	NAWADA	NAWADA	ORAIMA	43	N	N	Y	N	N	Y	Y	1
DAKSHIN BIHAR GRAMIN BANK	5901	1	12-01-2023	NAWADA	N'WADA	ORAIMA	43	N	N	Y	N	N	Y	Y	1
DAKSHIN BIHAR GRAMIN BANK	5901	2	21-01-2023	NAWADA	NARAHAT	SERAINAGAE	60	N	N	N	N	N	N	Y	2
DAKSHIN BIHAR GRAMIN BANK	5901	2	19-01-2023	NAWADA	NARAHAT	SERAINAGAE	27	N	N	Y	N	N	Y	Y	1
DAKSHIN BIHAR GRAMIN BANK	5901	3	09-07-2023	NAWADA	AKBARPUR	NEMDARGANJ	28	N	N	Y	N	N	Y	Y	1
DAKSHIN BIHAR GRAMIN BANK	5901	4	23-02-2023	NAWADA	NARDIGANJ	SAKRA	47	N	N	Y	N	N	Y	Y	1
DAKSHIN BIHAR GRAMIN BANK	5901	5	16-03-2023	NAWADA	SIRDALA	KASIYADH	39	N	N	Y	Y	N	N	Y	2
DAKSHIN BIHAR GRAMIN BANK	5901	6	23-03-2023	NAWADA	NAWADA	BHADJIKRA	39	N	Y	N	N	N	Y	Y	4
DAKSHIN BIHAR GRAMIN BANK	6701	1	14-01-2023	ROHTAS	AKHORIGOLA	BIRODIH	53	N	N	N	N	N	N	Y	3
DAKSHIN BIHAR GRAMIN BANK	6701	1	14-01-2023	ROHTAS	BIKRAMGANJ	SILATA	54	N	N	N	N	N	N	Y	2
DAKSHIN BIHAR GRAMIN BANK	6701	2	14-01-2023	ROHTAS	DAWAT	PATKHAULI	57	N	N	N	N	N	N	Y	3
DAKSHIN BIHAR GRAMIN BANK	6701	3	11-01-2023	ROHTAS	ROHTAS	MAT'IYA	59	N	N	N	N	N	N	Y	4
DAKSHIN BIHAR GRAMIN BANK	6701	4	09-02-2023	ROHTAS	ROHTAS	BASABHI	38	N	N	N	Y	Y	Y	Y	4
DAKSHIN BIHAR GRAMIN BANK	6701	5	16-02-2023	ROHTAS	DEHRI	MAUDJIHA	38	N	N	Y	N	Y	Y	Y	2
DAKSHIN BIHAR GRAMIN BANK	6701	6	11-01-2023	ROHTAS	AKHORIGOLA	BIRODIH	32	N	N	N	N	N	N	Y	4
DAKSHIN BIHAR GRAMIN BANK	6701	7	17-03-2023	ROHTAS	TILATHU	NIMIYADIH	38	N	N	N	N	Y	Y	Y	3
DAKSHIN BIHAR GRAMIN BANK	7100	1	18-01-2023	GAYA	MOHDA	JETHIAN	16	N	Y	N	Y	N	N	Y	3
DAKSHIN BIHAR GRAMIN BANK	7100	2	25-01-2023	GAYA	BODH GAYA	DIWAN	46	N	N	Y	N	Y	N	Y	4
DAKSHIN BIHAR GRAMIN BANK	7100	3	15-02-2023	GAYA	AMAS	CHANDISTHAN	36	N	N	Y	N	Y	N	Y	3
DAKSHIN BIHAR GRAMIN BANK	7100	4	22-02-2023	GAYA	KONCH	KONCH	76	N	Y	N	N	N	Y	Y	5
DAKSHIN BIHAR GRAMIN BANK	7100	5	15-03-2023	GAYA	SHERGHATI	SHERGHATI	79	N	Y	N	N	Y	N	Y	1.5
DAKSHIN BIHAR GRAMIN BANK	7100	6	29-03-2023	GAYA	AMAS	SHERGHATI	46	N	Y	N	N	Y	N	Y	3
DAKSHIN BIHAR GRAMIN BANK	7201	1	05-01-2023	MUNGER	MUNGER	SANDALPUR	32	N	N	Y	N	Y	N	Y	4
DAKSHIN BIHAR GRAMIN BANK	7201	2	18-01-2023	MUNGER	MUNGER	HERU DIYARA	35	N	N	Y	N	Y	N	Y	4
DAKSHIN BIHAR GRAMIN BANK	7201	3	15-02-2023	MUNGER	MUNGER	NAYA GOAN	44	N	N	Y	Y	N	Y	Y	5
DAKSHIN BIHAR GRAMIN BANK	7201	4	22-02-2023	MUNGER	MUNGER	DHARHARA	49	N	Y	N	N	Y	N	Y	1.2
DAKSHIN BIHAR GRAMIN BANK	7201	5	15-03-2023	MUNGER	JAWALPUR	FARDA	41	N	N	Y	N	N	Y	Y	4
DAKSHIN BIHAR GRAMIN BANK	7201	6	29-03-2023	MUNGER	BARIAPUR	HASANPUR	42	N	N	Y	N	N	Y	Y	3
DAKSHIN BIHAR GRAMIN BANK	7501	1	18-01-2023	LAKHISARAI	BARAHIVA	REPURA	64	N	Y	N	Y	N	Y	Y	1.2

**ANNEX III- PART B**  
**QUARTERLY REPORT ON CONDUCT OF TARGET GROUP SPECIFIC CAMPS BY FLCs : Annexure-2 Part(B)**  
**AS ON 31.03.2023**

Bank Name	FLC Code	Sr. No. of Camp	Date of target specific camp (DD/MM/YYYY)	District	Block	Village	No Of Participants	Stakeholders present (Indicate Y/N)							Target Group Addressed (1. Farmers 2. Small Entrepreneurs 3. School Students 4. SHGs 5. Senior Citizen 6. Others)
								LDM	DDM	LDD	Local Govt	NGO	BC	Others	
DAKSHIN BIHAR GRAMIN BANK	7501	2	25-01-2023	LAKHISARAI	HALSI	FATEHPUR	78	N	N	N	N	Y	N	Y	2,6
DAKSHIN BIHAR GRAMIN BANK	7501	3	15-02-2023	LAKHISARAI	SUPAIGARH	BANSIPUR	45	N	Y	N	N	N	Y	N	4
DAKSHIN BIHAR GRAMIN BANK	7501	4	22-02-2023	LAKHISARAI	HALSI	SIRKINDI	76	N	N	Y	Y	N	Y	N	1,2
DAKSHIN BIHAR GRAMIN BANK	7501	5	15-03-2023	LAKHISARAI	BARAIYA	JUAS	43	N	N	Y	N	N	Y	Y	4
DAKSHIN BIHAR GRAMIN BANK	7501	6	29-03-2023	LAKHISARAI	BARAIYA	GANGA SARAI	46	N	N	Y	N	N	Y	Y	5,6
DAKSHIN BIHAR GRAMIN BANK	8001	1	18-01-2023	BHAGALPUR	SABOUR	PADGHAR	75	N	N	N	N	Y	N	Y	3
DAKSHIN BIHAR GRAMIN BANK	8001	2	25-01-2023	BHAGALPUR	NATHNAGAR	BISHANPUR	45	N	N	Y	N	N	Y	Y	4
DAKSHIN BIHAR GRAMIN BANK	8001	3	15-02-2023	BHAGALPUR	NAJGACHIA	NAGRAH	41	N	N	Y	N	Y	N	Y	1,5
DAKSHIN BIHAR GRAMIN BANK	8001	4	22-02-2023	BHAGALPUR	SANHOLA	GORADIH	78	N	N	Y	N	N	Y	Y	4
DAKSHIN BIHAR GRAMIN BANK	8001	5	15-03-2023	BHAGALPUR	PARWATTA	CHOTI PARBATTA	45	N	N	Y	N	N	Y	Y	1,5
DAKSHIN BIHAR GRAMIN BANK	8001	6	29-03-2023	BHAGALPUR	SABOUR	RAJPUR CHWK	75	N	N	Y	N	N	Y	Y	1,5
DAKSHIN BIHAR GRAMIN BANK	8101	1	12-01-2023	PATNA	AMHARA	KHARAGPUR	27	N	N	Y	Y	N	Y	Y	4
DAKSHIN BIHAR GRAMIN BANK	8101	2	19-01-2023	PATNA	BAKHTIYARPUR	USMANPUR	28	N	N	Y	N	Y	Y	Y	1,5
DAKSHIN BIHAR GRAMIN BANK	8101	2	18-01-2023	JEHANABAD	MAKHDIJUMPUR	SAREN	45	N	Y	N	Y	N	Y	Y	4
DAKSHIN BIHAR GRAMIN BANK	8101	3	16-02-2023	PATNA	FATUHA	HARDAS B GHA	89	N	N	Y	N	N	Y	Y	4
DAKSHIN BIHAR GRAMIN BANK	8101	3	15-02-2023	JEHANABAD	JEHANABAD	HATI	35	N	N	Y	N	N	Y	Y	1
DAKSHIN BIHAR GRAMIN BANK	8101	4	23-02-2023	JEHANABAD	GHOSI	MAUZIPUR	56	N	N	Y	N	Y	N	Y	1,5
DAKSHIN BIHAR GRAMIN BANK	8101	4	22-02-2023	JEHANABAD	GHOSI	KORA	75	N	Y	N	Y	N	Y	Y	3
DAKSHIN BIHAR GRAMIN BANK	8101	5	16-03-2023	PATNA	DHANURUA	HARIA	73	N	Y	N	Y	N	N	Y	1,2
DAKSHIN BIHAR GRAMIN BANK	8101	5	15-03-2023	JEHANABAD	MAKHDIJUMPUR	KACHANWA	33	N	N	Y	N	N	Y	Y	4
DAKSHIN BIHAR GRAMIN BANK	8101	6	23-03-2023	PATNA	SAMPATCHAK	BRAMPUR	34	N	N	Y	N	N	Y	Y	4
DAKSHIN BIHAR GRAMIN BANK	8101	6	22-03-2023	JEHANABAD	JEHANABAD	SAHPUR	45	N	N	Y	N	N	Y	Y	1
UTTAR BIHAR GRAMIN BANK	4802	3	16-02-2023	SL PAUL	MARAUVA	MARAUVA	41	N	N	N	Y	N	Y	Y	1,5
UTTAR BIHAR GRAMIN BANK	4802	4	16-02-2023	SL PAUL	TRIBENIGANI	JADIAHAT	43	N	N	N	Y	N	Y	Y	4
UTTAR BIHAR GRAMIN BANK	4802	5	16-02-2023	SL PAUL	SUPAUL	SUKHPUR	40	N	N	N	Y	N	Y	Y	4,5
UTTAR BIHAR GRAMIN BANK	4802	6	16-02-2023	SL PAUL	BASANTPUR	BIRPUR	39	N	N	N	Y	N	Y	Y	1,5
UTTAR BIHAR GRAMIN BANK	4802	7	16-02-2023	SL PAUL	RAGHOPUR	SIMRAHI EAZAR	43	N	N	N	Y	N	Y	Y	4
UTTAR BIHAR GRAMIN BANK	4802	8	16-02-2023	SL PAUL	RAGHOPUR	BISHANPU DAULAT	45	N	N	N	Y	N	Y	Y	2
UTTAR BIHAR GRAMIN BANK	4802	9	16-02-2023	SL PAUL	TRIBENIGANI	PARSAGARHI	42	N	N	N	Y	N	Y	Y	1,5
UTTAR BIHAR GRAMIN BANK	4802	24	16-03-2023	SL PAUL	MARAUVA	MARAUVA	42	N	N	N	Y	N	Y	Y	3
UTTAR BIHAR GRAMIN BANK	4802	25	16-03-2023	SL PAUL	TRIBENIGANI	JADIAHAT	43	N	N	N	Y	N	Y	Y	2
UTTAR BIHAR GRAMIN BANK	4802	26	16-03-2023	SL PAUL	SUPAUL	SUKHPUR	41	N	N	N	Y	N	Y	Y	1,5
UTTAR BIHAR GRAMIN BANK	4802	27	16-03-2023	SL PAUL	BASANTPUR	BIRPUR	45	N	N	N	Y	N	Y	Y	4
UTTAR BIHAR GRAMIN BANK	4802	28	16-03-2023	SL PAUL	RAGHOPUR	SIMRAHI EAZAR	42	N	N	N	Y	N	Y	Y	2
UTTAR BIHAR GRAMIN BANK	4802	29	16-03-2023	SL PAUL	RAGHOPUR	BISHANPU DAULAT	42	N	N	N	Y	N	Y	Y	1,5
UTTAR BIHAR GRAMIN BANK	4802	30	16-03-2023	SL PAUL	TRIBENIGANI	PARSAGARHI	44	N	N	N	Y	N	Y	Y	4
UTTAR BIHAR GRAMIN BANK	4902	15	14-02-2023	KISHANGANI	BAHADURGANJI	BAHADURGANJI	33	N	N	N	N	N	Y	Y	2
UTTAR BIHAR GRAMIN BANK	4902	16	15-03-2023	KISHANGANI	BAHADURGANJI	LRP CHOWK	38	N	N	N	N	N	Y	Y	1
UTTAR BIHAR GRAMIN BANK	4902	17	15-02-2023	KISHANGANI	BAHADURGANJI	LRP CHOWK	42	N	N	N	N	N	Y	Y	1
UTTAR BIHAR GRAMIN BANK	4902	18	15-02-2023	KISHANGANI	THAKURGANJ	GALGALIA	42	N	N	N	N	N	Y	Y	1
UTTAR BIHAR GRAMIN BANK	4902	19	15-02-2023	KISHANGANI	KOCHADHAMAN	SONTHA	32	N	N	N	N	N	Y	Y	2
UTTAR BIHAR GRAMIN BANK	4902	20	16-03-2023	KISHANGANI	KISHANGANI	CAITEX CHOWK	54	N	N	N	N	N	Y	Y	1
UTTAR BIHAR GRAMIN BANK	4902	21	16-03-2023	KISHANGANI	KISHANGANI	KISHANGANI	38	N	N	N	N	N	Y	Y	1
UTTAR BIHAR GRAMIN BANK	4902	22	16-02-2023	KISHANGANI	KISHANGANI	KISHANGANI	31	N	N	N	N	N	Y	Y	1
UTTAR BIHAR GRAMIN BANK	4902	23	16-02-2023	KISHANGANI	KISHANGANI	HALIM CHWK	42	N	N	N	N	N	Y	Y	1
UTTAR BIHAR GRAMIN BANK	4902	24	17-01-2023	KISHANGANI	BAHADURGANJI	LRP CHOWK	32	N	N	N	N	N	Y	Y	1
UTTAR BIHAR GRAMIN BANK	4902	25	17-01-2023	KISHANGANI	THAKURGANJ	GALGALIA	38	N	N	N	N	N	Y	Y	1,2,6
UTTAR BIHAR GRAMIN BANK	4902	26	18-01-2023	KISHANGANI	KISHANGANI	KISHANGANI	54	N	N	N	N	N	Y	Y	4
UTTAR BIHAR GRAMIN BANK	4902	27	18-01-2023	KISHANGANI	KISHANGANI	HALIM CHWK	54	N	N	N	N	N	Y	Y	1,2

**ANNEX III- PART B**  
**QUARTERLY REPORT ON CONDUCT OF TARGET GROUP SPECIFIC CAMPS BY FLCs - Annexure-2 Part(B)**  
**AS ON 31.03.2023**

Bank Name	FLC Code	Sr. No. of Camp	Date of target specific camp (DD/MM/YYYY)	District	Block	Village	No Of Participants	Stakeholders present (Indicate Y/N)						Target Group Addressed (1. Farmers 2. Small Entrepreneurs 3. School Students 4. SHGs 5. Senior Citizen 6. Others)	
								LDM	DDM	DDO	Local Govt	NGO	BC		Others
UTTAR BIHAR GRAMIN BANK	4902	28	19-01-2023	KISHANGANJ	BAHADURGANJ	BAHADURGANJ	41	N	N	N	N	N	N	N	4,6
UTTAR BIHAR GRAMIN BANK	4902	29	20-01-2023	KISHANGANJ	KISHANGANJ	CALTEX CHOWK	42	N	N	N	N	N	N	N	1,6
UTTAR BIHAR GRAMIN BANK	4902	30	20-01-2023	KISHANGANJ	KOCHAHAMAN	SONTHA	32	N	N	N	N	N	N	N	3
UTTAR BIHAR GRAMIN BANK	5002	1	15-02-2023	Sitamarhi	Beljatti	Beljatti	39	N	N	N	N	N	N	N	1,5,6
UTTAR BIHAR GRAMIN BANK	5002	2	16-02-2023	Sitamarhi	Parihar	Belakhur	32	N	N	N	N	N	N	N	1,5
UTTAR BIHAR GRAMIN BANK	5002	3	16-02-2023	Sitamarhi	Nangur	Bhadian	40	N	N	N	N	N	N	N	1,2
UTTAR BIHAR GRAMIN BANK	5002	5	16-02-2023	Sitamarhi	Choraut	Choraut	39	N	N	N	N	N	N	N	4
UTTAR BIHAR GRAMIN BANK	5002	8	17-02-2023	Sitamarhi	Bathaha	Icebana	25	N	N	N	N	N	N	N	4,6
UTTAR BIHAR GRAMIN BANK	5002	9	17-02-2023	Sitamarhi	Sombarsa	Kanhaul	32	N	N	N	N	N	N	N	2
UTTAR BIHAR GRAMIN BANK	5002	10	16-02-2023	Sitamarhi	Runkisalidpur	Korshihy	37	N	N	N	N	N	N	N	4
UTTAR BIHAR GRAMIN BANK	5002	11	16-02-2023	Sitamarhi	Sursand	Kumma	25	N	N	N	N	N	N	N	4
UTTAR BIHAR GRAMIN BANK	5002	12	13-03-2023	Sitamarhi	Runkisalidpur	Manikchouk	40	N	N	N	N	N	N	N	5,6
UTTAR BIHAR GRAMIN BANK	5002	13	14-03-2023	Sitamarhi	Runkisalidpur	Oipur	37	N	N	N	N	N	N	N	6
UTTAR BIHAR GRAMIN BANK	5002	15	17-03-2023	Sitamarhi	Parsauni	Prasauni	46	N	N	N	N	N	N	N	1
UTTAR BIHAR GRAMIN BANK	5002	17	15-03-2023	Sitamarhi	Sursand	Radhour	43	N	N	N	N	N	N	N	1
UTTAR BIHAR GRAMIN BANK	5002	18	16-02-2023	Sitamarhi	Nangur	Rajpur	44	N	N	N	N	N	N	N	1
UTTAR BIHAR GRAMIN BANK	5002	20	16-03-2023	Sitamarhi	Bathaha	si-siyal	46	N	N	N	N	N	N	N	1
UTTAR BIHAR GRAMIN BANK	5002	21	14-02-2023	Sitamarhi	Dumra	Sahal	33	N	N	N	N	N	N	N	5
UTTAR BIHAR GRAMIN BANK	5002	22	16-02-2023	Sitamarhi	Sursand	Sursand	39	N	N	N	N	N	N	N	4
UTTAR BIHAR GRAMIN BANK	5302	1	02-03-2023	EAST CHAMPARAN	RAJEPUR	M/HSI	41	N	N	N	N	N	N	N	1
UTTAR BIHAR GRAMIN BANK	5302	2	04-03-2023	EAST CHAMPARAN	ADAPUR	A/DAPUR	74	N	N	N	N	N	N	N	5
UTTAR BIHAR GRAMIN BANK	5302	3	04-03-2023	EAST CHAMPARAN	PATAHI	PATAHI	63	N	N	N	N	N	N	N	4
UTTAR BIHAR GRAMIN BANK	5302	4	13-03-2023	EAST CHAMPARAN	TETARIA BAZAR	TETARIA BAZAR	74	N	N	N	N	N	N	N	4
UTTAR BIHAR GRAMIN BANK	5302	5	14-03-2023	EAST CHAMPARAN	SANGRAMPUR	SANGRAMPUR	56	N	N	N	N	N	N	N	3
UTTAR BIHAR GRAMIN BANK	5302	6	15-03-2023	EAST CHAMPARAN	RAGHUNATHPUR BA	SUGALI	44	N	N	N	N	N	N	N	5
UTTAR BIHAR GRAMIN BANK	5302	7	16-03-2023	EAST CHAMPARAN	INGLISH	PAHARPUR	39	N	N	N	N	N	N	N	1
UTTAR BIHAR GRAMIN BANK	5402	1	19-01-2023	Madhubani	Laukhil	Chatrapatti	70	N	N	N	N	N	N	N	5
UTTAR BIHAR GRAMIN BANK	5402	2	13-02-2023	Madhubani	Khutsana Bazar	Leukaha	45	N	N	N	N	N	N	N	4
UTTAR BIHAR GRAMIN BANK	5402	3	15-02-2023	Madhubani	Madhepur	Nawada	50	N	N	N	N	N	N	N	2
UTTAR BIHAR GRAMIN BANK	5402	4	29-03-2023	Madhubani	Jhanjharpur	Aratia Sagram	50	N	N	N	N	N	N	N	4
UTTAR BIHAR GRAMIN BANK	5402	5	17-01-2023	MADHUBANI	Rahika	Besaul	42	N	N	N	N	N	N	N	4
UTTAR BIHAR GRAMIN BANK	5402	6	19-01-2023	MADHUBANI	Fandaul	UjayPur Bithuar	45	N	N	N	N	N	N	N	5
UTTAR BIHAR GRAMIN BANK	5402	7	14-02-2023	MADHUBANI	Rahaagar	Sugama	70	N	N	N	N	N	N	N	5
UTTAR BIHAR GRAMIN BANK	5402	8	15-02-2023	MADHUBANI	Bifri	Simri	43	N	N	N	N	N	N	N	3
UTTAR BIHAR GRAMIN BANK	5402	9	14-03-2023	MADHUBANI	Khajauli	Bhaku	52	N	N	N	N	N	N	N	1
UTTAR BIHAR GRAMIN BANK	5702	1	03-02-2023	SIWAN	GUTHANI	DARAJLI	35	N	N	N	N	N	N	N	3
UTTAR BIHAR GRAMIN BANK	5702	2	14-02-2023	SIWAN	BHAGWANPUR HAT	SEMATA	40	N	N	N	N	N	N	N	3
UTTAR BIHAR GRAMIN BANK	5702	3	04-02-2023	SIWAN	BHAGWANPUR HAT	SAKRI BAZAR	25	N	N	N	N	N	N	N	1,6
UTTAR BIHAR GRAMIN BANK	5702	4	14-02-2023	SIWAN	BARHARIA	LAKARI BAZAR	50	N	N	N	N	N	N	N	4
UTTAR BIHAR GRAMIN BANK	5702	5	15-02-2023	SIWAN	M/IRWA	M/IRWADHAM, M/UR	30	N	N	N	N	N	N	N	1,6,5
UTTAR BIHAR GRAMIN BANK	5702	6	02-03-2023	SIWAN	LAKARI NABIGANJ	NABIGANJ BAZAR	25	N	N	N	N	N	N	N	5,6
UTTAR BIHAR GRAMIN BANK	5702	7	16-03-2023	SIWAN	RAGHUNATHPUR	RAGHUNATHPUR	45	N	N	N	N	N	N	N	5,6
UTTAR BIHAR GRAMIN BANK	5702	8	14-03-2023	SIWAN	MAIRWA	KABIRPUR	30	N	N	N	N	N	N	N	2
UTTAR BIHAR GRAMIN BANK	5702	9	15-03-2023	SIWAN	LAKARI NABIGANJ	G/PALPUR 1st	45	N	N	N	N	N	N	N	4
UTTAR BIHAR GRAMIN BANK	5702	10	16-03-2023	SIWAN	GORAIYA KOTHI	LADDI EAZAR	30	N	N	N	N	N	N	N	3
UTTAR BIHAR GRAMIN BANK	5702	11	21-03-2023	SIWAN	BHAGWANPUR HAT	M/ALMALYA MORE	50	N	N	N	N	N	N	N	1
UTTAR BIHAR GRAMIN BANK	5702	12	18-08-2023	SIWAN	BARHARIA	BARHARIA	40	N	N	N	N	N	N	N	2
UTTAR BIHAR GRAMIN BANK	6202	1	02-03-2023	MUZAFFARPUR	MARWAN	KARIA	40	N	N	N	N	N	N	N	4
UTTAR BIHAR GRAMIN BANK	6202	2	03-03-2023	MUZAFFARPUR	SARAIYA	SARAIYA	45	N	N	N	N	N	N	N	2
UTTAR BIHAR GRAMIN BANK	6202	3	04-03-2023	MUZAFFARPUR	KANTI	NARSANDA	42	N	N	N	N	N	N	N	4

QUARTERLY REPORT ON CONDUCT OF TARGET GROUP SPECIFIC CAMPS BY FLCs : Annexure-2 Part(B)  
AS ON 31.03.2023

Bank Name	FLC Code	Sr. No. of Camp	Date of target specific camp (DD/MM/YYYY)	District	Block	Village	No Of Participants	Stakeholders present (Indicate Y/N)							Target Group Addressed (1. Farmers 2. Small Entrepreneurs 3. School Students 4. SHGs 5. Senior Citizen 6. Others)	
								LDM	DDM	LDO	Local Govt	NGO	BC	Others		
UTTAR BIHAR GRAMIN BANK	6202	4	13-03-2023	MUZAFFARPUR	M/NAPUR	ALINEORA	35	N	N	N	N	N	N	N	N	4
UTTAR BIHAR GRAMIN BANK	6202	5	14-03-2023	MUZAFFARPUR	M/NAPUR	GANI BAZAAR	30	N	N	N	N	N	N	N	N	1.5
UTTAR BIHAR GRAMIN BANK	6202	6	15-03-2023	MUZAFFARPUR	MUSHARI	MUSHARI	35	N	N	N	N	N	N	N	N	4,5,6
UTTAR BIHAR GRAMIN BANK	6202	7	16-03-2023	MUZAFFARPUR	SARAIYA	BAHILWARA	40	N	N	N	N	N	N	N	N	1,2
UTTAR BIHAR GRAMIN BANK	6302	1	22-02-2023	Gopalganj	Maniha	Koini	37	N	N	N	N	N	N	N	N	4
UTTAR BIHAR GRAMIN BANK	6302	2	22-02-2023	Gopalganj	Hathua	Kharauti	36	N	N	N	N	N	N	N	N	4
UTTAR BIHAR GRAMIN BANK	6302	3	23-02-2023	Gopalganj	Hathua	Line Bazar	40	N	N	N	N	N	N	N	N	2
UTTAR BIHAR GRAMIN BANK	6302	4	20-03-2023	Gopalganj	Gopalganj	Phosilikabag	39	N	N	N	N	N	N	N	N	1.5
UTTAR BIHAR GRAMIN BANK	6302	5	20-03-2023	Gopalganj	Maniha	Pira	38	N	N	N	N	N	N	N	N	1
UTTAR BIHAR GRAMIN BANK	6302	6	21-03-2023	Gopalganj	Uchkaagon	Arna	39	N	N	N	N	N	N	N	N	1.5
UTTAR BIHAR GRAMIN BANK	6302	7	21-03-2023	Gopalganj	Kuchayakote	Baluau Sagar	35	N	N	N	N	N	N	N	N	4
UTTAR BIHAR GRAMIN BANK	6302	8	22-03-2023	Gopalganj	Hathua	Baraipatti	37	N	N	N	N	N	N	N	N	1.5
UTTAR BIHAR GRAMIN BANK	6302	9	22-03-2023	Gopalganj	Uchkaagon	Mirgani	38	N	N	N	N	N	N	N	N	4
UTTAR BIHAR GRAMIN BANK	6302	10	23-03-2023	Gopalganj	Uchkaagon	Sikwania	36	N	N	N	N	N	N	N	N	1,2
UTTAR BIHAR GRAMIN BANK	6402	1	13-02-2023	west champaran	CH-ANPATIYA	KUMARBAG	55	N	N	N	N	N	N	N	N	4
UTTAR BIHAR GRAMIN BANK	6402	2	13-02-2023	west champaran	MAJHAULIA	Lal Sarala	56	N	N	N	N	N	N	N	N	1,5
UTTAR BIHAR GRAMIN BANK	6402	3	14-02-2023	west champaran	CH-ANPATIYA	CHANPATIYA	52	N	N	N	N	N	N	N	N	4
UTTAR BIHAR GRAMIN BANK	6402	4	15-02-2023	west champaran	LAURIYA	LAURIYA	60	N	N	N	N	N	N	N	N	1
UTTAR BIHAR GRAMIN BANK	6402	5	16-02-2023	west champaran	BAIRIYA	DUMARIA	65	N	N	N	N	N	N	N	N	1
UTTAR BIHAR GRAMIN BANK	6402	6	16-02-2023	west champaran	NARKATTIYAGANJ	NARKATTIYAGANJ	50	N	N	N	N	N	N	N	N	1,5
UTTAR BIHAR GRAMIN BANK	6402	7	17-02-2023	west champaran	bagha 2	TANKIBAZAR	58	N	N	N	N	N	N	N	N	3
UTTAR BIHAR GRAMIN BANK	6402	8	13-03-2023	west champaran	CH-ANPATIYA	KUMARBAG	54	N	N	N	N	N	N	N	N	1,2
UTTAR BIHAR GRAMIN BANK	6402	9	14-03-2023	west champaran	MAJHAULIA	JAIKATIA	60	N	N	N	N	N	N	N	N	4
UTTAR BIHAR GRAMIN BANK	6402	10	15-03-2023	west champaran	CH-ANPATIYA	CHANPATIYA	59	N	N	N	N	N	N	N	N	4
UTTAR BIHAR GRAMIN BANK	6402	11	16-03-2023	west champaran	LAURIYA	LAURIYA	60	N	N	N	N	N	N	N	N	4
UTTAR BIHAR GRAMIN BANK	6402	12	17-03-2023	west champaran	BAIRIYA	PAKHINAJA	65	N	N	N	N	N	N	N	N	4,5
UTTAR BIHAR GRAMIN BANK	6402	13	18-03-2023	west champaran	NARKATTIYAGANJ	ANUSUGULLI	55	N	N	N	N	N	N	N	N	SHG
UTTAR BIHAR GRAMIN BANK	6502	4	17-03-2023	Sheohar	Tariyani	Bindawan	43	N	N	N	N	N	N	N	N	SHG
UTTAR BIHAR GRAMIN BANK	6502	6	16-02-2023	Sheohar	Piprahi	Dhankaul	38	N	N	N	N	N	N	N	N	Small Entrepreneurs
UTTAR BIHAR GRAMIN BANK	6502	7	16-02-2023	Sheohar	Dumri Katsari	Dumrikatsari	22	N	N	N	N	N	N	N	N	Small Entrepreneurs
UTTAR BIHAR GRAMIN BANK	6502	14	16-03-2023	Sheohar	Piprahi	Piprahi	31	N	N	N	N	N	N	N	N	Small Entrepreneurs
UTTAR BIHAR GRAMIN BANK	6502	16	17-02-2023	Sheohar	Purnahiya	Purnahiya	41	N	N	N	N	N	N	N	N	Others
UTTAR BIHAR GRAMIN BANK	6502	19	14-03-2023	Sheohar	Tariyani	Samhuti azar	41	N	N	N	N	N	N	N	N	School Student
UTTAR BIHAR GRAMIN BANK	6502	23	16-02-2023	Sheohar	Sheohar	Tajpur	44	N	N	N	N	N	N	N	N	SHG
UTTAR BIHAR GRAMIN BANK	6502	24	17-03-2023	Sheohar	Tariyani	Tariyani ghawk	33	N	N	N	N	N	N	N	N	SHG
UTTAR BIHAR GRAMIN BANK	6602	1	24-01-2023	SARAN	Imshtrakh	Bansohi	54	N	N	N	N	N	N	N	N	SHG
UTTAR BIHAR GRAMIN BANK	6602	2	24-01-2023	SARAN	Ekma	Benaut	45	N	N	N	N	N	N	N	N	SHG
UTTAR BIHAR GRAMIN BANK	6602	3	11-01-2023	SARAN	Jalapur	Sakaridh	47	N	N	N	N	N	N	N	N	Senior Citizen
UTTAR BIHAR GRAMIN BANK	6602	4	27-01-2023	SARAN	Lahladpur	Lahladpur	45	N	N	N	N	N	N	N	N	Others
UTTAR BIHAR GRAMIN BANK	6602	5	13-01-2023	SARAN	Daryvaour	Mangarpal Muruz	55	N	N	N	N	N	N	N	N	School Student
UTTAR BIHAR GRAMIN BANK	6602	6	13-01-2023	SARAN	Garkha	Dhannaura	54	N	N	N	N	N	N	N	N	School Student
UTTAR BIHAR GRAMIN BANK	6602	7	17-01-2023	SARAN	Banapur	Setuan	55	N	N	N	N	N	N	N	N	School Student
UTTAR BIHAR GRAMIN BANK	6602	8	27-01-2023	SARAN	Isapur	Sanhwa'a	50	N	N	N	N	N	N	N	N	School Student
UTTAR BIHAR GRAMIN BANK	6602	9	15-02-2023	SARAN	Sonepur	Banjipur	45	N	N	N	N	N	N	N	N	School Student
UTTAR BIHAR GRAMIN BANK	6602	10	15-02-2023	SARAN	Banapur	Saraiya	47	N	N	N	N	N	N	N	N	SHG
UTTAR BIHAR GRAMIN BANK	6602	11	15-02-2023	SARAN	Parsa	Latrahiye	50	N	N	N	N	N	N	N	N	SHG
UTTAR BIHAR GRAMIN BANK	6602	12	14-02-2023	SARAN	Banapur	Khaki Methiya	47	N	N	N	N	N	N	N	N	Others
UTTAR BIHAR GRAMIN BANK	6602	13	14-02-2023	SARAN	Reviljani	Inal	54	N	N	N	N	N	N	N	N	School Student
UTTAR BIHAR GRAMIN BANK	6602	14	14-02-2023	SARAN	Khaira	Nagra	45	N	N	N	N	N	N	N	N	Others



**ANNEX III - PART B**  
**QUARTERLY REPORT ON CONDUCT OF TARGET GROUP SPECIFIC CAMPS BY FLCs : Annexure-2 Part(B)**  
**AS ON 31.03.2023**

Bank Name	FLC Code	Sr. No. of Camp	Date of target specific camp (DD/MM/YYYY)	District	Block	Village	No Of Participants	Stakeholders present (r-dictate Y/N)						Target Group Addressed (1. Farmers 2. Small Entrepreneurs 3. School Students 4. SHGs 5. Senior Citizen 6. Others)
								DDM	DDO	Local Govt	NGO	BC	Others	
UTTAR BIHAR GRAMIN BANK	6602	15	13-02-2023	SARAN	Jalabpur	Jalabpore	51	N	N	Y	N	Y	Y	Others
UTTAR BIHAR GRAMIN BANK	6802	10	14-03-2023	MADHEPURA	KUMARKHAND	KUMARKHAND	36	N	N	Y	N	Y	Y	Others
UTTAR BIHAR GRAMIN BANK	6802	11	14-03-2023	MADHEPURA	CHAUVA	KALASHAN	44	N	N	Y	N	Y	Y	Others
UTTAR BIHAR GRAMIN BANK	6802	12	14-03-2023	MADHEPURA	ALAM NAGAR	ALAM NAGAR	38	N	N	Y	N	Y	Y	Others
UTTAR BIHAR GRAMIN BANK	6802	13	14-03-2023	MADHEPURA	NURLIGANJ	NURLIGANJ	39	N	N	Y	N	Y	Y	Others
UTTAR BIHAR GRAMIN BANK	6802	14	14-03-2023	MADHEPURA	CHAUVA	LALUA LAGANJ	42	N	N	Y	N	Y	Y	Others
UTTAR BIHAR GRAMIN BANK	6802	15	14-03-2023	MADHEPURA	KUMARKHAND	KISHUNPUR BATWA	35	N	N	Y	N	Y	Y	Others
UTTAR BIHAR GRAMIN BANK	7102	1	22-01-2023	KATIHAH	Barsol	HATBAJGORA	49	N	N	N	N	Y	Y	Others
UTTAR BIHAR GRAMIN BANK	7102	2	22-01-2023	KATIHAH	Manihari	Manihari	52	N	N	N	N	Y	Y	Others
UTTAR BIHAR GRAMIN BANK	7102	3	22-01-2023	KATIHAH	FALKA	FALKA	78	N	N	N	N	Y	Y	Others
UTTAR BIHAR GRAMIN BANK	7102	4	15-02-2023	KATIHAH	Barsol	HATBAJGORA	74	N	N	N	N	Y	Y	School Student
UTTAR BIHAR GRAMIN BANK	7102	5	15-02-2023	KATIHAH	MANIHARI	MANIHARI	82	N	N	N	N	Y	Y	School Student
UTTAR BIHAR GRAMIN BANK	7102	6	15-02-2023	KATIHAH	FALKA	FALKA	67	N	N	N	N	Y	Y	Others
UTTAR BIHAR GRAMIN BANK	7102	7	15-03-2023	KATIHAH	Barsol	HATBAJGORA	78	N	N	N	N	Y	Y	Others
UTTAR BIHAR GRAMIN BANK	7102	8	16-03-2023	KATIHAH	MANIHARI	MANIHARI	41	N	N	N	N	Y	Y	Others
UTTAR BIHAR GRAMIN BANK	7102	9	18-03-2023	KATIHAH	FALKA	FALKA	73	N	N	N	N	Y	Y	Others
UTTAR BIHAR GRAMIN BANK	7402	1	14-02-2023	DARBHANGA	DARBHANGA SADAR	DULARFUR	46	N	N	N	N	Y	Y	SMALL ENTREPRENEURS
UTTAR BIHAR GRAMIN BANK	7402	2	16-02-2023	DARBHANGA	GHANSHYAMPUR	Ganour	47	N	N	N	N	Y	Y	SHGS
UTTAR BIHAR GRAMIN BANK	7402	3	17-02-2023	DARBHANGA	DARBHANGA SADAR	GAUSAGHAT	46	N	N	N	N	Y	Y	SHGS
UTTAR BIHAR GRAMIN BANK	7402	4	02-03-2023	DARBHANGA	BENIPUR	Harauli	42	N	N	N	N	Y	Y	SHGS
UTTAR BIHAR GRAMIN BANK	7402	5	03-03-2023	DARBHANGA	Haripur	Haripur	46	N	N	N	N	Y	Y	SHGS
UTTAR BIHAR GRAMIN BANK	7402	6	04-03-2023	DARBHANGA	B.ROUL	Itwla shi/nagar	38	N	N	N	N	Y	Y	SHGS
UTTAR BIHAR GRAMIN BANK	7402	7	06-03-2023	DARBHANGA	B.ROUL	Itwla shi/nagar	38	N	N	N	N	Y	Y	SHGS
UTTAR BIHAR GRAMIN BANK	7402	8	13-03-2023	DARBHANGA	B.ROUL	Jaganathpur	46	N	N	N	N	Y	Y	FARMER
UTTAR BIHAR GRAMIN BANK	7402	9	15-03-2023	DARBHANGA	ALINAGAR	Javanitpur Dath	42	N	N	N	N	Y	Y	FARMER
UTTAR BIHAR GRAMIN BANK	7402	10	16-03-2023	DARBHANGA	DARBHANGA SADAR	KABIRCHAK	38	N	N	N	N	Y	Y	SHG
UTTAR BIHAR GRAMIN BANK	7602	1	15-02-2023	SAHARSA	MAHISHI	TELWA	44	N	N	N	N	Y	Y	SHG
UTTAR BIHAR GRAMIN BANK	7602	2	15-02-2023	SAHARSA	SOUR BAZAR	CHANDAUJ SAMDA	37	N	N	N	Y	Y	Y	SHG
UTTAR BIHAR GRAMIN BANK	7602	17	15-03-2023	SAHARSA	NAUHATTA	NAUHATTA	38	N	N	N	N	Y	Y	SHG
UTTAR BIHAR GRAMIN BANK	7602	18	15-03-2023	SAHARSA	MAHISHI	MAHISHI	42	N	N	N	N	Y	Y	FARMER
UTTAR BIHAR GRAMIN BANK	7602	19	15-03-2023	SAHARSA	MAHISHI	BALUA-A	61	N	N	N	N	Y	Y	FARMER
UTTAR BIHAR GRAMIN BANK	7602	20	15-03-2023	SAHARSA	SATTAR	SATTAR	44	N	N	N	Y	Y	Y	FARMER
UTTAR BIHAR GRAMIN BANK	7602	21	15-03-2023	SAHARSA	SIMRI BAKHTIARP	SIMRI BAKHTIARP	45	N	N	N	N	Y	Y	SHG
UTTAR BIHAR GRAMIN BANK	7602	22	15-03-2023	SAHARSA	MAHISHI	TELWA	44	N	N	N	N	Y	Y	SHG
UTTAR BIHAR GRAMIN BANK	7602	23	15-03-2023	SAHARSA	SOUR BAZAR	CHANDAUJ SAMDA	41	N	N	N	N	Y	Y	SCHOOL
UTTAR BIHAR GRAMIN BANK	7802	1	22-01-2023	PURNIA	Srinagar	KHOKHA	63	N	N	N	N	Y	Y	SHG
UTTAR BIHAR GRAMIN BANK	7802	2	22-01-2023	PURNIA	Dhmadaha	MIRGANJ	41	N	N	N	N	Y	Y	SHG
UTTAR BIHAR GRAMIN BANK	7802	3	22-01-2023	PURNIA	Purnia East	MOHANPUR	59	N	N	N	N	Y	Y	SHG
UTTAR BIHAR GRAMIN BANK	7802	4	22-01-2023	PURNIA	Rupauli	MOHANPUR	73	N	N	N	N	Y	Y	FARMER
UTTAR BIHAR GRAMIN BANK	7802	5	15-02-2023	PURNIA	Dhmadaha	KHOKHA	86	N	N	N	N	Y	Y	FARMER
UTTAR BIHAR GRAMIN BANK	7802	6	15-02-2023	PURNIA	Purnia East	MIRGANJ	49	N	N	N	N	Y	Y	SHG
UTTAR BIHAR GRAMIN BANK	7802	7	15-02-2023	PURNIA	Purnia East	RAMPATRA	52	N	N	N	N	Y	Y	FARMER
UTTAR BIHAR GRAMIN BANK	7802	8	15-02-2023	PURNIA	Rupauli	MOHANPUR	63	N	N	N	N	Y	Y	SHG
UTTAR BIHAR GRAMIN BANK	7802	9	17-03-2023	PURNIA	Srinagar	KHOKHA	59	N	N	N	N	Y	Y	FARMER
UTTAR BIHAR GRAMIN BANK	7802	10	15-03-2023	PURNIA	Dhmadaha	MIRGANJ	74	N	N	N	N	Y	Y	SHG
UTTAR BIHAR GRAMIN BANK	7802	11	16-03-2023	PURNIA	Purnia East	RAMPATRA	82	N	N	N	N	Y	Y	SHG
UTTAR BIHAR GRAMIN BANK	7802	12	17-03-2023	PURNIA	Rupauli	MOHANPUR	86	N	N	N	N	Y	Y	SCHOOL
UTTAR BIHAR GRAMIN BANK	8302	1	15-03-2023	ARARIA	NARPATGANJ	BASMA-TIA	31	N	N	N	N	Y	Y	SHG
UTTAR BIHAR GRAMIN BANK	8302	2	15-03-2023	ARARIA	NARPATGANJ	SONAPUR	41	N	N	N	N	Y	Y	FARMER

**ANNEX III- PART B**  
**QUARTERLY REPORT ON CONDUCT OF TARGET GROUP SPECIFIC CAMPS BY FLCs - Annexure-2 Part(B)**  
**AS ON 31.03.2023**

Bank Name	FLC Code	Sr. No. of Camp	Date of target specific camp (DD/MM/YYYY)	District	Block	Village	No Of Participants	Stakeholders present (Indicate Y/N)							Target Group Addressed (1. Farmers 2. Small Entrepreneurs 3. School Students -4. SHGs 5. Senior Citizen -6. Others)
								LDM	DDM	LOO	Local Govt	NGO	BC	Others	
UTTAR BIHAR GRAMIN BANK	8302	3	15-02-2023	ARARIA	ARARIA	TARAJUNA BHOJIPUR	32	N	N	N	N	Y	Y	SHG	
UTTAR BIHAR GRAMIN BANK	8302	4	15-02-2023	ARARIA	ARARIA	BANGAWAN	38	N	N	N	N	Y	Y	FARMER	
UTTAR BIHAR GRAMIN BANK	8302	5	16-03-2023	ARARIA	ARAKHA	TARAJUNA BHOJIPUR	42	N	N	N	N	Y	Y	SHG	
UTTAR BIHAR GRAMIN BANK	8302	6	16-02-2023	ARARIA	NARPATGANJ	BASMATIA	41	N	N	N	N	Y	Y	SHG	
UTTAR BIHAR GRAMIN BANK	8302	7	16-02-2023	ARARIA	ARARIA	MIADANPUR	42	N	N	N	N	Y	Y	SHG	
UTTAR BIHAR GRAMIN BANK	8302	8	17-01-2023	ARARIA	ARARIA	ARARIA RS	32	N	N	N	N	Y	Y	SHG	
UTTAR BIHAR GRAMIN BANK	8302	9	18-01-2023	ARARIA	ARARIA	BANGAWAN	42	N	N	N	N	Y	Y	SHG	
UTTAR BIHAR GRAMIN BANK	8302	10	19-01-2023	ARARIA	NARPATGANJ	BASMATIA	42	N	N	N	N	Y	Y	SHG	
UTTAR BIHAR GRAMIN BANK	8302	11	19-01-2023	ARARIA	NARPATGANJ	SONAPUR	38	N	N	N	N	Y	Y	SHG	
UTTAR BIHAR GRAMIN BANK	8302	12	19-01-2023	ARARIA	ARARIA	MIADANPUR	31	N	N	N	N	Y	Y	SHG	
UTTAR BIHAR GRAMIN BANK	8302	13	20-01-2023	ARARIA	ARARIA	TARAJUNA BHOJIPUR	42	N	N	N	N	Y	Y	SCHOOL	
UTTAR BIHAR GRAMIN BANK	8302	14	20-01-2023	ARARIA	BHARGAMA	BIRNAGAR	32	N	N	N	N	Y	Y	SHG	
UTTAR BIHAR GRAMIN BANK	8902	1	04-02-2023	Vaishali	CHEHRAKALA	MANSOORPUR ALHA	49	N	N	N	N	Y	Y	FARMER	
UTTAR BIHAR GRAMIN BANK	8902	2	15-02-2023	Vaishali	LALGANJ	BASANTA JAHANAB	50	N	N	N	N	Y	Y	FARMER	
UTTAR BIHAR GRAMIN BANK	8902	3	17-02-2023	Vaishali	JANDAHA	PIRAPUR	43	N	N	N	N	Y	Y	SHG	
UTTAR BIHAR GRAMIN BANK	8902	4	18-02-2023	Vaishali	BIDUPUR	PAKARI	42	N	N	N	N	Y	Y	FARMER	
UTTAR BIHAR GRAMIN BANK	8902	5	21-02-2023	Vaishali	SAHDEI BUJURG	NAYAGAON	51	N	N	N	N	Y	Y	SHG	
UTTAR BIHAR GRAMIN BANK	8902	6	22-02-2023	Vaishali	Fatehpur	RAGHOPIUR	40	N	N	N	N	Y	Y	FARMER	
UTTAR BIHAR GRAMIN BANK	8902	7	02-03-2023	Vaishali	BIDUPUR	KHILWAT	51	N	N	N	N	Y	Y	SHG	
UTTAR BIHAR GRAMIN BANK	8902	8	03-03-2023	Vaishali	MAHNAR	JAGDISHPUR	41	N	N	N	N	Y	Y	SHG	
UTTAR BIHAR GRAMIN BANK	8902	9	13-03-2023	Vaishali	CHEHRAKALA	TALSEHAN	54	N	N	N	N	Y	Y	SHG	
UTTAR BIHAR GRAMIN BANK	8902	10	14-03-2023	Vaishali	BIDUPUR	RAHIMAPUR	70	N	N	N	N	Y	Y	SHG	
STATE BANK OF INDIA	4901	1	02-01-2023	Kishanganj	Pothia	Paharkatta	44	N	N	N	N	Y	Y	FARMER	
STATE BANK OF INDIA	4901	2	10-01-2023	Kishanganj	Dighalbank	Kudheli	42	N	N	N	N	Y	Y	SHG	
STATE BANK OF INDIA	4901	3	19-01-2023	Kishanganj	Tedagachh	Chagalua	51	N	N	N	N	Y	Y	FARMER	
STATE BANK OF INDIA	4901	4	20-01-2023	Kishanganj	Dighalbank	Tengarmari	59	N	N	N	N	Y	Y	SHG	
STATE BANK OF INDIA	4901	5	25-01-2023	Kishanganj	Bahadurganj	Koimari	49	N	N	N	N	Y	Y	FARMER	
STATE BANK OF INDIA	4901	6	27-01-2023	Kishanganj	Thakurganj	Berchandi	44	N	N	N	N	Y	Y	SHG	
STATE BANK OF INDIA	4901	7	11-02-2023	Kishanganj	Dighalbank	Dhantola	55	N	N	N	N	Y	Y	SHG	
STATE BANK OF INDIA	4901	8	13-02-2023	Kishanganj	Kishanganj	Singhiva Chowk	48	N	N	N	N	Y	Y	SHG	
STATE BANK OF INDIA	4901	9	14-02-2023	Kishanganj	Kochardhaman	Chakla	52	N	N	N	N	Y	Y	SHG	
STATE BANK OF INDIA	4901	10	15-02-2023	Kishanganj	Tedagachh	Dahibhat	46	N	N	N	N	Y	Y	SHG	
STATE BANK OF INDIA	4901	11	17-02-2023	Kishanganj	Pothia	Gorumara	62	N	N	N	N	Y	Y	SHG	
STATE BANK OF INDIA	4901	12	26-02-2023	Kishanganj	Thakurganj	Hathi kheda	62	N	N	N	N	Y	Y	SCHOOL	
STATE BANK OF INDIA	4901	13	11-03-2023	Kishanganj	Tedagachh	Kunwadi	65	N	N	N	N	Y	Y	SHG	
STATE BANK OF INDIA	4901	14	12-03-2023	Kishanganj	Dighalbank	Durgapur	61	N	N	N	N	Y	Y	SHG	
STATE BANK OF INDIA	4901	15	13-03-2023	Kishanganj	Dighalbank	Singhimari	40	N	N	N	N	Y	Y	SHG	
STATE BANK OF INDIA	4901	16	18-03-2023	Kishanganj	Thakurganj	Kurlikot	42	N	N	N	N	Y	Y	FARMER	
STATE BANK OF INDIA	4901	17	25-03-2023	Kishanganj	Tedagachh	Kharra	41	N	N	N	N	Y	Y	FARMER	
STATE BANK OF INDIA	4701	18	04-01-2023	JAMUI	SONO	RAJOWRI	41	Y	N	N	N	Y	Y	SHG	
STATE BANK OF INDIA	4701	19	05-01-2023	JAMUI	JAMUI	LAKHANPUR	51	Y	N	N	N	Y	Y	FARMER	
STATE BANK OF INDIA	4701	20	10-01-2023	JAMUI	KHAIRA	MANIOR	51	Y	N	N	N	Y	Y	SHG	
STATE BANK OF INDIA	4701	21	25-01-2023	JAMUI	KHAIRA	KURWA	43	N	N	N	N	Y	Y	FARMER	
STATE BANK OF INDIA	4701	22	30-01-2023	JAMUI	SONO	SONO	49	N	N	N	N	Y	Y	SHG	
STATE BANK OF INDIA	4701	23	13-02-2023	JAMUI	JHAJHA	KARHARA	51	N	N	N	N	Y	Y	SHG	
STATE BANK OF INDIA	4701	24	14-02-2023	JAMUI	JHAJHA	BORWA	47	N	N	N	N	Y	Y	SHG	
STATE BANK OF INDIA	4701	25	15-02-2023	JAMUI	LAXMI PUR	PAND	48	N	N	N	N	Y	Y	SHG	
STATE BANK OF INDIA	4701	26	16-02-2023	JAMUI	SONO	SONO	49	Y	N	N	N	Y	Y	FARMER	
STATE BANK OF INDIA	4701	27	20-02-2023	JAMUI	JHAJHA	JHAJHA	39	N	N	N	N	Y	Y	SHG	
STATE BANK OF INDIA	4701	28	03-03-2023	JAMUI	LAXMI PUR	PAND	75	Y	N	N	N	Y	Y	FARMER	

## ANNEX III- PART B

## QUARTERLY REPORT ON CONDUCT OF TARGET GROUP SPECIFIC CAMPS BY FLCs - Annexure-2 Part(B)

AS ON 31.03.2023

Bank Name	FLC Code	Sr. No. of Camp	Date of target specific camp (DD/MM/YYYY)	District	Block	Village	No Of Participants	Stakeholders present (Indicate Y/N)												Target Group Addressed (1. Farmers 2. Small Entrepreneurs 3. School Students 4. SHGs 5. Senior Citizen 6. Others)
								Y	N	N	N	N	N	N	N	N	N	N	N	
STATE BANK OF INDIA	4701	29	06-03-2023	JAMUI	GIDHOUR	PATSANDA	48	Y	N	N	N	N	N	N	N	N	N	FARMER		
STATE BANK OF INDIA	4701	30	10-03-2023	JAMUI	JHAJHA	KABAR	50	N	N	N	N	N	N	N	N	N	N	SHG		
STATE BANK OF INDIA	4701	31	13-03-2023	JAMUI	LAXMIPUR	LAXMIPUR	55	N	N	N	N	N	N	N	N	N	N	FARMER		
STATE BANK OF INDIA	4701	32	18-03-2023	JAMUI	LAXMIPUR	SLEH	68	N	N	N	N	N	N	N	N	N	N	SHG		
STATE BANK OF INDIA	8301	33	07-01-2023	Araria	Araria	PS Araria	40	N	Y	N	N	N	N	N	N	N	N	SHG		
STATE BANK OF INDIA	8301	34	10-01-2023	Araria	Araria	rsseti Araria	34	N	N	N	N	N	N	N	N	N	N	SHG		
STATE BANK OF INDIA	8301	35	11-01-2023	Araria	Araria	Shivpuri	36	N	N	N	N	N	N	N	N	N	N	SHG		
STATE BANK OF INDIA	8301	36	14-01-2023	Araria	Araria	TH Araria	300	N	N	N	N	N	N	N	N	N	N	SHG		
STATE BANK OF INDIA	8301	37	19-01-2023	Araria	Araria	rseti Araria	31	N	N	N	N	N	N	N	N	N	N	SHG		
STATE BANK OF INDIA	8301	38	21-01-2023	Araria	Araria	CH Araria	40	N	N	N	N	N	N	N	N	N	N	SHG		
STATE BANK OF INDIA	8301	39	28-01-2023	Araria	Narpatganj	Madhura s	27	N	N	N	N	N	N	N	N	N	N	SCHOOL		
STATE BANK OF INDIA	8301	40	30-01-2023	Araria	Forbesganj	Kirkichia	35	N	N	N	N	N	N	N	N	N	N	SHG		
STATE BANK OF INDIA	8301	41	08-02-2023	Araria	Palasi	Palasi SB	30	N	Y	N	N	N	N	N	N	N	N	FARMER		
STATE BANK OF INDIA	8301	42	13-02-2023	Araria	Araria	Rahika tola	69	N	N	N	N	N	N	N	N	N	N	FARMER		
STATE BANK OF INDIA	8301	43	14-02-2023	Araria	Raniganj	Gidhwat	25	N	N	N	N	N	N	N	N	N	N	FARMER		
STATE BANK OF INDIA	8301	44	15-02-2023	Araria	Araria	JMH jivika	72	N	N	N	N	N	N	N	N	N	N	SHG		
STATE BANK OF INDIA	8301	45	16-02-2023	Araria	Forbesganj	Dholbajja	94	N	Y	N	N	N	N	N	N	N	N	FARMER		
STATE BANK OF INDIA	8301	46	03-03-2023	Araria	Narpatganj	Block dpq	40	N	Y	N	N	N	N	N	N	N	N	SHG		
STATE BANK OF INDIA	8301	47	04-03-2023	Araria	Forbesganj	Block tbg	25	N	N	N	N	N	N	N	N	N	N	SHG		
STATE BANK OF INDIA	8301	48	07-03-2023	Araria	Araria	Bochi	35	N	N	N	N	N	N	N	N	N	N	SHG		
STATE BANK OF INDIA	8301	49	17-03-2023	Araria	Sikti	Sikti bnh	42	N	Y	N	N	N	N	N	N	N	N	SHG		
STATE BANK OF INDIA	8301	50	23-03-2023	Araria	Raniganj	block MH	35	N	Y	N	N	N	N	N	N	N	N	SHG		
STATE BANK OF INDIA	7601	51	07-01-2023	SAHARSA	Mahishi	Aditya Tola	35	Y	N	Y	Y	Y	Y	Y	Y	Y	Y	SHG		
STATE BANK OF INDIA	7601	52	08-01-2023	SAHARSA	Mahish:	Nichla Tola, Kandaha	34	Y	N	Y	Y	Y	Y	Y	Y	Y	Y	SHG		
STATE BANK OF INDIA	7601	53	09-01-2023	SAHARSA	Kahara	Naya Nager	34	Y	Y	Y	Y	Y	Y	Y	Y	Y	Y	SCHOOL		
STATE BANK OF INDIA	7601	54	10-01-2023	SAHARSA	Kahara	Rupnagar	35	N	Y	N	Y	Y	Y	Y	Y	Y	Y	SHG		
STATE BANK OF INDIA	7601	55	11-01-2023	SAHARSA	Sour Bazar	Mehta Tola	35	N	N	N	N	N	N	N	N	N	N	FARMER		
STATE BANK OF INDIA	7601	56	12-01-2023	SAHARSA	Sour Bazar	Bhagat Tola	70	N	N	N	N	N	N	N	N	N	N	FARMER		
STATE BANK OF INDIA	7601	57	15-02-2023	SAHARSA	Sattar Kataiva	Gram Paswan Tola, Bisa	37	N	N	N	N	N	N	N	N	N	N	FARMER		
STATE BANK OF INDIA	7601	58	16-02-2023	SAHARSA	Sour Bazar	Yadav Tola, Gamhariva	35	N	N	N	N	N	N	N	N	N	N	SHG		
STATE BANK OF INDIA	7601	59	17-02-2023	SAHARSA	Sour Bazar	Imambarra, Muslim Tola	35	Y	Y	N	Y	Y	Y	Y	Y	Y	Y	FARMER		
STATE BANK OF INDIA	7601	60	21-02-2023	SAHARSA	Kahara	Mallah Tola, Goriyari	37	Y	N	Y	Y	Y	Y	Y	Y	Y	Y	SHG		
STATE BANK OF INDIA	7601	61	22-02-2023	SAHARSA	Mahishi	Pandit Tola, Baijnathp	36	N	N	N	N	N	N	N	N	N	N	SHG		
STATE BANK OF INDIA	7601	62	26-02-2023	SAHARSA	Sour Bazar	Sharma Tola, Baijnathp	36	N	N	N	N	N	N	N	N	N	N	SHG		
STATE BANK OF INDIA	7601	63	27-02-2023	SAHARSA	Sour Bazar	Baniya Tola, Baijnathp	52	N	N	N	N	N	N	N	N	N	N	SHG		
STATE BANK OF INDIA	2081	64	16-01-2023	Supaul	Supaul	Kewat Tola	35	N	N	N	N	N	N	N	N	N	N	SHG		
STATE BANK OF INDIA	2081	65	17-01-2023	Supaul	Supaul	Kamat Tola	29	N	N	N	N	N	N	N	N	N	N	SCHOOL		
STATE BANK OF INDIA	2081	66	24-01-2023	Supaul	Supaul	Rajput Tola	43	N	N	N	N	N	N	N	N	N	N	SHG		
STATE BANK OF INDIA	2081	67	25-01-2023	Supaul	Supaul	Paswan Tola	38	N	N	N	N	N	N	N	N	N	N	SHG		
STATE BANK OF INDIA	2081	68	26-01-2023	Supaul	Supaul	Yadav Tola	47	N	N	N	N	N	N	N	N	N	N	SHG		
STATE BANK OF INDIA	2081	69	27-01-2023	Supaul	Supaul	Ram Tola	28	N	N	N	N	N	N	N	N	N	N	FARMER		
STATE BANK OF INDIA	2081	70	13-02-2023	Supaul	Supaul	Bakaur	36	N	N	N	N	N	N	N	N	N	N	FARMER		
STATE BANK OF INDIA	2081	71	14-02-2023	Supaul	Supaul	Karho	41	N	N	N	N	N	N	N	N	N	N	FARMER		
STATE BANK OF INDIA	2081	72	15-02-2023	Supaul	Supaul	Khakhai	32	N	N	N	N	N	N	N	N	N	N	SHG		
STATE BANK OF INDIA	2081	73	16-02-2023	Supaul	Supaul	Tharbitia	46	Y	N	N	N	N	N	N	N	N	N	FARMER		
STATE BANK OF INDIA	2081	74	17-02-2023	Supaul	Supaul	Laurdh	43	Y	N	N	N	N	N	N	N	N	N	SHG		
STATE BANK OF INDIA	2081	75	23-02-2023	Supaul	Supaul	Itihari	52	N	N	N	N	N	N	N	N	N	N	SHG		
STATE BANK OF INDIA	2081	76	04-03-2023	Supaul	Supaul	Nayanagar	38	N	N	N	N	N	N	N	N	N	N	SHG		
STATE BANK OF INDIA	2081	77	07-03-2023	Supaul	Supaul	Pipra	41	N	N	N	N	N	N	N	N	N	N	SHG		
STATE BANK OF INDIA	2081	78	10-03-2023	Supaul	Supaul	Karnpur	27	N	N	N	N	N	N	N	N	N	N	SHG		



<b>ANNEX III- PART C</b>			
<b>QUARTERLY REPORT ON CONDUCT OF CAMPS BY RURAL BRANCHES OF BANKS</b>			
<b>AS ON 31.03.2023</b>			
<b>Sr No.</b>	<b>District Name</b>	<b>No of rural branches in district</b>	<b>No of camps conducted during the quarter</b>
1	Araria	95	278
2	Arwal	42	119
3	Aurangabad	129	314
4	Banka	84	314
5	Begusarai	105	394
6	Bhagalpur	102	415
7	Bhojpur	120	402
8	Buxar	86	285
9	Darbhanga	116	485
10	East Champaran	145	641
11	Gaya	196	467
12	Gopalganj	119	468
13	Jamui	72	250
14	Jehanabad	66	175
15	Kaimur	86	263
16	Katihar	109	216
17	Khagaria	45	171
18	Kishanganj	66	173
19	Lakhisarai	52	177
20	Madhepura	85	210
21	Madhubani	129	492
22	Munger	120	468
23	Muzaffarpur	199	664
24	Nalanda	153	522
25	Nawada	75	243
26	Patna	205	610
27	Purnea	123	280
28	Rohtas	151	425
29	Saharsa	76	207
30	Samastipur	195	483
31	Saran	177	868
32	Sheikhpura	32	146
33	Sheohar	21	96
34	Sitamarhi	62	244
35	Siwan	137	524
36	Supaul	86	170
37	Vaishali	144	612
38	West Champaran	139	456
	<b>Total</b>	<b>4144</b>	<b>13727</b>

LBS - MIS

Statement showing Achievement vis-à-vis Targets under the Annual Credit Plan (ACP) for the quarter ended 31.03.2023

No. of accounts in actuals, Amount in thousands

Name of the State/Union Territory : SLBC BIHAR

Sr. No	Sector	(A) Public Sector Banks					
		ACP Target (Fixed)		Achievement		% Achievement	
		No. of Acc.	Amount	No. of Acc.	Amount	No. of Acc.	Amount
1	Priority Sector (1A+1B+1C+1D+1E+1F+1G+1H)	0	0	0	0	0	0
1A	Agriculture= 1A(i)+1A(ii)+1A (iii)	252521	359108800	1430013	235694400	66.43	2361203
1A(i)	Farm Credit	1958185	286233300	1374809	191355400	70.21	2274920
1A(ii)	Agriculture Infrastructure	506820	31766900	3538	2578400	3.31	4996
1A(iii)	Ancillary Activities	87516	41108600	51666	41760600	59.04	81287
	Out of 1A(iii) above, loans upto 50 crore to Start-ups engaged in Agri & Allied services	0	0	0	0	0.00	0
	Out of Agriculture, loans to Small & Marginal Farmers	0	0	301955	36631000	0.00	1869074
1B	MSMEs = 1B(i)+1B(ii)+1B(iii)+1B(iv)	221468	462000000	522808	400545100	24.64	685959
1B(i)	Micro Enterprises (Manufacturing + Service) (including Khadi & Village Industries)	946857	189420000	347595	209979800	36.71	600581
1B(ii)	Small Enterprises (Manufacturing + Service)	246086	73920000	42380	91701000	17.22	48340
1B(iii)	Medium Enterprises (Manufacturing + Service)	4699	13860000	1820	20848500	33.73	1971
1B(iv)	Other finance to MSMEs (As indicated in Master Direction on PSL)	923826	184800000	131013	78015800	14.18	35067
	Out of 1B(iv) above, loans upto 50 crores to Start-ups	0	0	0	0	0.00	0
1C	Export Credit	0	0	0	0	0.00	0
1D	Education	29048	14514900	28065	7618100	95.62	66203
1E	Housing	26891	26868800	61648	56207500	229.25	91070
1F	Social Infrastructure	42430	14005500	37	19000	0.09	63
1G	Renewable Energy	35054	1752700	50	46000	0.14	80
1H	Others	474956	23747800	73450	30453900	15.46	93119
	Out of 1H above, loans upto 50 crore to Start-ups (other than Agri/ MSME)	0	0	0	0	0.00	0
2	Sub total Priority Sector Lending = 1A+1B+1C+1D+1E+1F+1G+1H	7482968	901998500	2116071	730584000	43.34	3297697
3	Loans to weaker Sections under PSL	0	0	202972	28516200	3.00	2204121
	Out of 3 above, loans to individual women beneficiaries up to ₹1 lakh	0	0	62139	10724100	3.00	237856
4	Non-Priority Sector (4A+4B+4C+4D+4E)	0	0	42002	63288800	3.00	81
4A	Agriculture	0	0	2383	2428700	147.55	9378
4B	Education	1615	3378300	17277	35669300	380.80	48671
4C	Housing	4537	13611100	313069	144947300	59.73	753056
4D	Personal Loans under Non-Priority Sector	524172	104800900	155211	240755400	13.34	291964
4E	Others	163561	232687000	529942	487089500	31.29	1103150
5	Sub-total Non-priority Sector Lending = 4A+4B+4C+4D+4E	1693885	354477300	2646013	1217673500	40.24	4400847
	Total = 2+5	6576253	1256475800	2646013	1217673500	40.24	4400847



**LBS - MIS**

**Statement showing Achievement vis-à-vis Targets under the Annual Credit Plan (ACP) for the quarter ended 31.03.2023**

No. of accounts in actuals, Amount in thousands

Name of the State/Union Territory : SLBC BIHAR

Sr. No	Sector	(c) Co-Operative									
		ACP Target (Fixed)		Achievement		% Achievement		Amount O/s			
		No. of Acc.	Amount	No. of Acc.	Amount	No. of Acc.	Amount	No. of Acc.	Amount		
<b>1</b>	<b>Priority Sector (1A+1B+1C+1D+1E+1F+1G+1H)</b>	<b>0</b>	<b>0</b>	<b>0</b>	<b>0</b>	<b>0</b>	<b>0</b>	<b>0</b>	<b>0</b>	<b>0</b>	<b>0</b>
1A	Agriculture= 1A(i)+1A(ii)+1A (iii)	250441	41397000	98904	89786500	39.49	216.89	486628	105746500		
1A(i)	Farm Credit	231487	33819300	98904	89786500	42.73	265.49	486628	105746500		
1A(ii)	Agriculture Infrastructure	10032	3600700	0	0	0.00	0.00	0	0		
1A(iii)	Ancillary Activities	8922	3977000	0	0	0.00	0.00	0	0		
	<i>Out of 1A(iii) above, loans upto 50 crore to Start-ups engaged in Agri &amp; Allied services</i>	0	0	0	0	0.00	0.00	0	0		
	<i>Out of Agriculture, loans to Small &amp; Marginal Farmers</i>	0	0	50897	20431200	0.00	0.00	387724	15960000		
<b>1B</b>	<b>MSMEs = 1B(i)+1B(ii)+1B(iii)+1B(iv)</b>	<b>0</b>	<b>0</b>	<b>0</b>	<b>0</b>	<b>0.00</b>	<b>0.00</b>	<b>0</b>	<b>0</b>	<b>0</b>	<b>0</b>
1B(i)	Micro Enterprises (Manufacturing + Service) (Including Khadi & Village Industries)	0	0	0	0	0.00	0.00	0	0		
1B(ii)	Small Enterprises (Manufacturing + Service)	0	0	0	0	0.00	0.00	0	0		
1B(iii)	Medium Enterprises (Manufacturing + Service)	0	0	0	0	0.00	0.00	0	0		
1B(iv)	Other finance to MSMEs (As indicated in Master Direction on PSL)	0	0	0	0	0.00	0.00	0	0		
	<i>Out of 1B(iv) above, loans upto 50 crores to Start-ups</i>	0	0	0	0	0.00	0.00	0	0		
1C	Export Credit	0	0	0	0	0.00	0.00	0	0		
1D	Education	0	0	0	0	0.00	0.00	0	0		
1E	Housing	0	0	0	0	0.00	0.00	0	0		
1F	Social Infrastructure	0	0	0	0	0.00	0.00	0	0		
1G	Renewable Energy	0	0	0	0	0.00	0.00	0	0		
1H	Others	0	0	1644	13067400	0.00	0.00	1644	13067400		
	<i>Out of 1H above, loans upto 50 crore to Start-ups (other than Agri/ MSME)</i>	0	0	0	0	0.00	0.00	0	0		
<b>2</b>	<b>Sub total Priority Sector Lending = 1A+1B+1C+1D+1E+1F+1G+1H</b>	<b>250441</b>	<b>41397000</b>	<b>100548</b>	<b>102853900</b>	<b>40.15</b>	<b>248.46</b>	<b>488272</b>	<b>118813900</b>		
3	Loans to weaker Sections under PSL	0	0	0	0	0.00	0.00	0	0		
	<i>Out of 3 above, loans to individual women beneficiaries up to ₹1 lakh</i>	0	0	0	0	0.00	0.00	0	0		
<b>4</b>	<b>Non-Priority Sector (4A+4B+4C+4D+4E)</b>	<b>0</b>	<b>0</b>	<b>0</b>	<b>0</b>	<b>0.00</b>	<b>0.00</b>	<b>0</b>	<b>0</b>	<b>0</b>	<b>0</b>
4A	Agriculture	0	0	0	0	0.00	0.00	0	0		
4B	Education	8	28200	0	0	0.00	0.00	0	0		
4C	Housing	4	36700	30	33400	750.00	91.01	30	33400		
4D	Personal Loans under Non-Priority Sector	1793	356400	542	112200	30.23	31.48	542	112200		
4E	Others	4728	943400	393	120600	8.31	12.78	393	120600		
<b>5</b>	<b>Sub-total Non-Priority Sector Lending = 4A+4B+4C+4D+4E</b>	<b>6533</b>	<b>1364700</b>	<b>965</b>	<b>266200</b>	<b>14.77</b>	<b>19.51</b>	<b>965</b>	<b>266200</b>		
	<b>Total = 2+5</b>	<b>256974</b>	<b>42761700</b>	<b>101513</b>	<b>103120100</b>	<b>39.50</b>	<b>241.15</b>	<b>489237</b>	<b>119080100</b>		







**LBS - MIS**

**Statement showing Achievement vis-à-vis Targets under the Annual Credit Plan (ACP) for the quarter ended 31.03.2023**

No. of accounts in actuals, Amount in thousands

Name of the State/Union Territory : SLBC BIHAR

Sr. No	Sector	Total (A+B+C+D+E)									
		ACP Target (Fixed)		Achievement		% Achievement		Amount O/s			
		No. of Acc.	Amount	No. of Acc.	Amount	No. of Acc.	Amount	No. of Acc.	Amount	No. of Acc.	Amount
<b>1</b>	<b>Priority Sector (1A+1B+1C+1D+1E+1F+1G+1H)</b>										
1A	Agricultures= 1A(i)+1A(ii)+1A(iii)	4,58511	700000000	7038066	710016100	169.24	101.43	10571662	745333500	10571662	745333500
1A(i)	Farm Credit	3,743000	547000000	4797554	591674500	128.17	108.17	10421763	698316700	10421763	698316700
1A(ii)	Agriculture Infrastructure	230119	63500000	19765	4257900	8.59	6.71	13379	8707400	13379	8707400
1A(iii)	Ancillary Activities	85392	89500000	2220747	114083700	1197.87	127.47	136520	38309400	136520	38309400
	<i>Out of 1A(iii) above, loans upto 50 crore to Start-ups engaged in Agri &amp; Allied services</i>	0	0	0	0	0.00	0.00	176	63100	176	63100
	<i>Out of Agriculture, loans to Small &amp; Marginal Farmers</i>	0	0	429162	61978900	0.00	0.00	6382975	360532500	6382975	360532500
1B	MSMEs = 1B(i)+1B(ii)+1B(iii)+1B(iv)	3214334	700000000	1022713	550722900	31.82	78.67	1455851	493849900	1455851	493849900
1B(i)	Micro Enterprises (Manufacturing + Service) (including Khadi & Village Industries)	1434610	287000000	840847	298149300	58.61	103.88	1361716	310413700	1361716	310413700
1B(ii)	Small Enterprises (Manufacturing + Service)	372847	112000000	47480	134448800	12.73	120.04	55671	117079500	55671	117079500
1B(iii)	Medium Enterprises (Manufacturing + Service)	7143	21000000	3296	40048300	46.14	190.71	3285	47341600	3285	47341600
1B(iv)	Other finance to MSMEs (As indicated in Master Direction on PSL)	1399734	280000000	131090	78076500	9.37	27.88	35179	19015100	35179	19015100
	<i>Out of 1B(iv) above, loans upto 50 crores to Start-ups</i>	0	0	0	0	0.00	0.00	396	269200	396	269200
1C	Export Credit	0	0	0	0	0.00	0.00	0	0	0	0
1D	Education	51307	25645000	29347	7992900	57.20	31.17	76528	24350800	76528	24350800
1E	Housing	44877	44850000	68679	59177700	153.04	131.95	105774	100577500	105774	100577500
1F	Social Infrastructure	73192	24150000	79	20700	0.11	0.09	231	47200	231	47200
1G	Renewable Energy	62100	3105000	50	46000	0.08	1.48	348	22300	348	22300
1H	Others	874000	43700000	1423746	121635700	162.90	278.34	1620170	95666900	1620170	95666900
	<i>Out of 1H above, loans upto 50 crore to Start-ups (other than Agri/ MSME)</i>	0	0	0	0	0.00	0.00	0	0	0	0
2	Sub total Priority Sector Lending = 1A+1B+1C+1D+1E+1F+1G+1H	8478321	1541450000	9582680	1449612000	113.03	94.04	13830564	1459848100	13830564	1459848100
3	Loans to weaker Sections under PSL	0	0	7084018	344520600	0.00	0.00	10035908	508792900	10035908	508792900
	<i>Out of 3 above, loans to individual women beneficiaries up to ₹1 lakh</i>	0	0	1816883	111178400	0.00	0.00	2274535	111013300	2274535	111013300
<b>4</b>	<b>Non-Priority Sector (4A+4B+4C+4D+4E)</b>										
4A	Agriculture	0	0	42421	63724200	0.00	0.00	151	27034600	151	27034600
4B	Education	2380	5000000	2479	2586900	104.16	51.74	9521	3281200	9521	3281200
4C	Housing	6641	20000000	20656	45405600	311.04	227.03	60694	140051200	60694	140051200
4D	Personal Loans under Non-Priority Sector	650279	130000000	384246	181366800	59.09	139.51	875442	347321500	875442	347321500
4E	Others	1725239	345000000	1306880	462505900	75.75	134.06	2064930	496010100	2064930	496010100
5	Sub-total Non-Priority Sector Lending = 4A+4B+4C+4D+4E	2384539	500000000	1756682	755589400	73.67	151.12	3010738	1013698600	3010738	1013698600
	<b>Total = 2+5</b>	<b>10862860</b>	<b>2011450000</b>	<b>11339362</b>	<b>2205201400</b>	<b>104.39</b>	<b>108.02</b>	<b>16841302</b>	<b>2473546700</b>	<b>16841302</b>	<b>2473546700</b>

STATE LEVEL BANKERS' COMMITTEE BIHAR, PATNA (CONVENOR- STATE BANK OF INDIA) FY : 2022-23										
KCC ANIMAL HUSBANDRY SATURATION DATA (BANK WISE) UPTO 31.03.2023										
Cumulative Data (Number)										
Sr.No.	Bank Name	Received	Accepted	Sanctioned	Sanctioned (%)	Total Rejected/Returned	Returned/Rejected (%)	Pendency more than 15 days		
1	Bank of Baroda	12609	12284	3367	27.41	8598	69.99	309		
2	Bank of India	15317	15131	6995	46.23	8119	53.66	4		
3	Bank of Maharashtra	44	43	8	18.60	35	81.40	0		
4	Canara Bank	5544	5458	2547	46.67	2860	52.40	45		
5	Central Bank of India	29247	28924	6287	21.74	22430	77.55	200		
6	Cooperative Bank	1348	1342	303	22.58	920	68.55	116		
7	IDBI Bank Ltd.	588	588	24	4.08	336	57.14	226		
8	Indian Bank	9207	9020	2414	26.76	6548	72.59	46		
9	Indian Overseas Bank	472	472	65	13.77	300	63.56	107		
10	J & K Bank	0	0	0	0.00	0	0.00	0		
11	Punjab & Sind Bank	15	15	2	13.33	12	80.00	1		
12	Punjab National Bank	46082	44337	11380	25.67	32617	73.57	313		
13	State Bank of India	51250	50325	11194	22.24	39093	77.68	8		
14	UCO Bank	9469	8581	2416	28.16	6072	70.76	70		
15	Union Bank of India	6321	6144	1120	18.23	4689	76.32	329		
	Grand Total	187513	182664	48122	26.34	132629	72.61	1774		

## STATE LEVEL BANKERS' COMMITTEE BIHAR, PATNA

(CONVENOR- STATE BANK OF INDIA) FY : 2022-23

## KCC ANIMAL HUSBANDRY SATURATION DATA DISTRICT WISE UPTO 31.03.2023

## Cumulative Data (Number)

Sr.No.	District Name	Received	Accepted	Sanctioned	Sanctioned (%)	Total Rejected/Returned	Rejected/Returned (%)	Pendency more than 15 days
1	Araria	6167	5488	1226	22.34	4214	76.79	48
2	Arwal	956	956	271	28.35	667	69.77	18
3	Aurangabad	2103	1985	960	48.36	1021	51.44	4
4	Banka	5878	5878	1654	28.14	4196	71.38	26
5	Begusarai	6000	4850	1621	33.42	3148	64.91	62
6	Bhagalpur	6785	6785	1781	26.25	4899	72.20	73
7	Bhojpur	4428	4417	998	22.59	3388	76.70	31
8	Buxar	6083	6081	1537	25.28	4507	74.12	37
9	Darbhanga	6127	6127	1728	28.20	4296	70.12	103
10	East Champaran	4440	4440	869	19.57	3565	80.29	4
11	Gaya	9017	7807	2157	27.63	5622	72.01	28
12	Gopalganj	2710	2710	1015	37.45	1647	60.77	44
13	Jamui	4043	3933	771	19.60	3161	80.37	1
14	Jehanabad	3700	3694	1440	38.98	2254	61.02	0
15	Kaimur (Bhabua)	3220	3220	991	30.78	2222	69.01	7
16	Katihar	4505	4505	997	22.13	3436	76.27	72
17	Khagaria	4271	4271	734	17.19	3466	81.15	71
18	Kishanganj	4690	4690	1125	23.99	3506	74.75	59
19	Lakhisarai	4372	4372	1668	38.15	2653	60.68	19
20	Madhepura	4511	4511	1753	38.86	2580	57.19	178
21	Madhubani	11694	11665	1329	11.39	10336	88.61	0
22	Munger	4045	4045	603	14.91	3312	81.88	118
23	Muzaffarpur	12075	12075	2989	24.75	9086	75.25	0
24	Nalanda	1206	1206	705	58.46	475	39.39	18
25	Nawada	5462	5409	1595	29.49	3784	69.96	30
26	Patna	5482	5472	1291	23.59	3933	71.88	248
27	Purnia	6655	6655	1481	22.25	5111	76.80	42
28	Rohtas	7399	7399	1195	16.15	6167	83.35	37
29	Saharsa	3742	3742	940	25.12	2802	74.88	0
30	Samastipur	6395	5147	1969	38.26	3115	60.52	61
31	Saran	3496	3496	670	19.16	2822	80.72	4
32	Sheikhpura	1632	1538	363	23.60	1145	74.45	30
33	Sheohar	2068	2034	693	34.07	1271	62.49	70
34	Sitamarhi	8875	8829	3137	35.53	5624	63.70	67
35	Siwan	1691	1644	421	25.61	1195	72.69	28
36	Supaul	1502	1500	363	24.20	1137	75.80	0
37	Vaishali	6917	6917	2143	30.98	4712	68.12	58
38	West Champaran	3171	3171	939	29.61	2154	67.93	78
	<b>Grand Total</b>	<b>187513</b>	<b>182664</b>	<b>48122</b>	<b>26.34</b>	<b>132629</b>	<b>72.61</b>	<b>1774</b>

**STATE LEVEL BANKERS' COMMITTEE BIHAR, PATNA**

**(CONVENOR- STATE BANK OF INDIA) FY : 2022-23**

**KCC FISHERIES SATURATION DATA (BANK WISE) UPTO 31:03.2023**

**Cummulative Data (Number)**

Sr.No.	Bank Name	Received	Accepted	Sanctioned	Sanctioned (%)	Total Rejected/R returned	Rejected/R returned (%)	Pendency more than 15 days
1	Bank of Baroda	657	656	43	6.55	597	91.01	16
2	Bank of India	586	586	231	39.42	353	60.24	0
3	Bank of Maharashtra	3	3	0	0.00	3	100.00	0
4	Canara Bank	242	242	86	35.54	147	60.74	9
5	Central Bank of India	1488	1303	205	15.73	1061	81.43	35
6	Cooperative Bank	167	157	64	38.32	90	53.89	13
7	IDBI Bank Ltd.	43	42	4	9.52	24	57.14	14
8	Indian Bank	439	438	42	9.59	396	90.41	0
9	Indian Overseas Bank	13	13	2	15.38	5	38.46	6
10	Jammu & Kashmir Bank Ltd	0	0	0	0.00	0	0.00	0
11	Punjab & Sind Bank	0	0	0	0.00	0	0.00	0
12	Punjab National Bank	2702	2612	200	7.66	2378	91.04	30
13	State Bank of India	2503	2348	222	9.45	2126	90.55	0
14	UCO Bank	418	371	57	15.36	314	84.64	0
15	Union Bank of India	679	671	6	0.89	657	97.91	8
	<b>Grand Total</b>	<b>9940</b>	<b>9452</b>	<b>1162</b>	<b>12.29</b>	<b>8151</b>	<b>86.24</b>	<b>131</b>

**STATE LEVEL BANKERS' COMMITTEE BIHAR, PATNA**

**(CONVENOR- STATE BANK OF INDIA) FY : 2022-23**

**KCC FISHERIES SATURATION DATA DISTRICT WISE UPTO 31.03.2023**

**Cummulative Data (Number)**

Sr.No.	District Name	Received	Accepted	Sanctioned	Sanctioned (%)	Total Rejected/Returned	Rejected/Returned (%)	Pendency more than 15 days
1	Araria	334	332	70	21.08	261	78.61	1
2	Arwal	184	184	9	4.89	174	94.57	1
3	Aurangabad	541	526	17	3.23	509	96.77	0
4	Banka	261	261	59	22.61	197	75.48	3
5	Begusarai	403	345	56	16.23	277	80.29	8
6	Bhagalpur	14	14	0	0.00	14	100.00	0
7	Bhojpur	4	4	1	25.00	3	75.00	0
8	Buxar	218	218	134	61.47	84	38.53	0
9	Darbhanga	14	14	0	0.00	14	100.00	0
10	Gaya	487	487	134	27.52	350	71.87	3
11	Gopalganj	164	164	29	17.68	122	74.39	13
12	Jamui	355	355	9	2.54	346	97.46	0
13	Jehanabad	62	52	16	30.77	36	69.23	0
14	Kaimur (Bhabua)	177	177	7	3.95	170	96.05	0
15	Katihar	129	108	2	1.85	102	94.44	2
16	Khagaria	1873	1873	1	0.05	1872	99.95	0
17	Kishanganj	165	165	27	16.36	128	77.58	10
18	Lakhisarai	370	370	85	22.97	285	77.03	0
19	Madhepura	273	273	10	3.66	257	94.14	6
20	Madhubani	216	216	26	12.04	190	87.96	0
21	Munger	448	448	14	3.13	432	96.43	2
22	Muzaffarpur	280	280	41	14.64	239	85.36	0
23	Nalanda	91	91	11	12.09	78	85.71	2
24	Nawada	149	149	12	8.05	135	90.60	2
25	Pashchim Champaran	522	522	132	25.29	386	73.95	4
26	Patna	48	48	6	12.50	42	87.50	0
27	Purba Champaran	175	175	57	32.57	118	67.43	0
28	Purnia	194	194	16	8.25	166	85.57	12
29	Rohtas	31	31	2	6.45	27	87.10	2
30	Saharsa	311	145	14	9.66	131	90.34	0
31	Samastipur	206	184	41	22.28	129	70.11	14
32	Saran	455	455	11	2.42	427	93.85	17
33	Sheikhpura	167	134	38	28.36	82	61.19	14
34	Sheohar	36	36	4	11.11	32	88.89	0
35	Sitamarhi	82	82	20	24.39	53	64.63	9
36	Siwan	150	159	36	22.64	122	76.73	1
37	Supaul	274	113	1	0.88	112	99.12	0
38	Vaishali	68	68	14	20.59	49	72.06	5
	<b>Grand Total</b>	<b>9940</b>	<b>9452</b>	<b>1162</b>	<b>12.29</b>	<b>8151</b>	<b>86.24</b>	<b>131</b>

STATE LEVEL BANKERS' COMMITTEE BIHAR, PATNA (CONVENOR- STATE BANK OF INDIA) FY : 2022-23						
SATURATION OF PMJDY ACCOUNTS WEEKLY DATA (AS ON 29.03.2023)						
Bank Name	PMJJBY			PMSBY		
	PMJJBY Number of Eligible PMJDY A/C Holders for PMJJBY	PMJJBY Enrolled till 30-09-2021	PMJJBY Total Enrolment during 01-10-2021 to till Date	PMJDY A/C Holders for PMSBY	PMSBY Enrolled till 30-09-2021	PMSBY Total Enrolment during 01-10-2021 to till Date
Bank of Baroda	907868	44998	171654	1124712	240588	360274
Bank of India	1512003	59266	544546	1860577	629001	366906
Bank of Maharashtra	5105	2444	1822	7217	2210	4315
Canara Bank	230859	6023	90673	302728	70412	197966
Central Bank of India	935576	27408	40393	1186913	117540	92932
Indian Bank	384518	18329	28865	499851	72997	36997
Indian Overseas Bank	52186	3425	3393	43148	3945	4275
Punjab & Sind Bank	340	172	168	410	201	209
Punjab National Bank	1174447	57588	179547	1516270	209749	343680
State Bank of India	3744882	248519	1205733	4145591	649482	1492696
UCO Bank	371096	15020	10938	477684	32047	12875
Union Bank of India	165129	11583	17321	191752	43196	70189
J & K Bank Ltd	74	30	39	74	59	15
<b>TOTAL</b>	<b>9484083</b>	<b>494805</b>	<b>2295092</b>	<b>11356927</b>	<b>2071427</b>	<b>2983389</b>



**STATE LEVEL BANKERS' COMMITTEE BIHAR, PATNA  
(CONVENOR- STATE BANK OF INDIA) FY : 2022-23**

**SATURATION OF PMMY ACCOUNTS WEEKLY DATA (AS ON 29.03.2023)**

Bank Name	PMJJBY			PMSBY		
	Number of Eligible PMMY Borrowers for PMJJBY	PMJJBY Enrolled till 30-09-2021	PMJJBY Total Enrolment during 01-10-2021 to till date	Number of Eligible PMMY Borrowers for PMSBY	PMSBY Enrolled till 30-09-2021	PMSBY Total Enrolled during 01-10-2021 to till date
Bank of Baroda	7337	937	378	8728	1603	523
Bank of India	74186	7185	20404	92763	32532	36853
Bank of Maharashtra	986	194	73	1042	324	206
Canara Bank	17628	1070	1373	21006	2993	3735
Central Bank of India	13498	1671	602	15472	2715	961
Indian Bank	6052	726	275	7534	1349	270
Indian Overseas Bank	4627	2362	822	5093	3125	1059
Punjab & Sind Bank	13554	1430	1275	16201	2927	1590
Punjab National Bank	23098	1736	521	27833	3657	887
State Bank of India	41642	2838	417	46035	6893	865
UCO Bank	22163	3105	3642	25984	4107	4740
Union Bank of India	13554	1430	882	16201	2927	765
J & K Bank	0	0	0	0	0	0
<b>TOTAL</b>	<b>238325</b>	<b>24684</b>	<b>30664</b>	<b>283892</b>	<b>65152</b>	<b>52455</b>

STATE LEVEL BANKERS' COMMITTEE BIHAR, PATNA (CONVENOR- STATE BANK OF INDIA) FY : 2022-23							
PMFME PORTAL DATA AS ON 31.03.2023 (BANK WISE) No.							
Sr.No.	Bank Name	TARGET	Loan Under Process	Loan Sanctioned	% Sanction	Loan Rejected	Grand Total
1	STATE BANK OF INDIA	477	2286	526	131.24	2097	5009
2	PUNJAB NATIONAL BANK	307	1018	597	194.46	1213	2828
3	CANARA BANK	150	273	319	212.67	544	1136
4	CENTRAL BANK OF INDIA	220	450	184	83.64	716	1350
5	UTTAR BIHAR GRAMIN BANK	454	790	173	38.11	305	1268
6	INDIAN BANK	150	340	141	94.00	300	781
7	BANK OF INDIA	178	539	133	74.72	644	1316
8	DAKSHIN BIHAR GRAMIN BANK	409	924	131	32.03	311	1366
9	BANK OF BARODA	151	540	113	74.83	410	1063
10	UCO BANK	113	262	80	70.80	396	738
11	UNION BANK OF INDIA	126	348	70	55.56	321	739
12	INDIAN OVERSEAS BANK	34	40	23	67.65	36	99
13	HDFC BANK	77	132	16	20.78	75	223
14	IDBI BANK	39	103	11	28.21	72	186
15	BANK OF MAHARASHTRA	25	39	4	16.00	28	71
16	ICICI BANK LIMITED	59	36	2	3.39	17	55
17	FEDERAL BANK	5	3	1	20.00	1	5
18	PUNJAB AND SIND BANK	10	11	1	10.00	15	27
19	BANDHAN BANK LIMITED	322	71	1	0.31	32	104
20	J & K Bank	0	0	0	0.00	1	1
21	RBL Bank Ltd.	0	0	0	0.00	0	0
22	CENTRAL COOP BANK	133	1	0	0.00	0	1
23	ESAF SFB	5	1	0	0.00	0	1
24	IDFC First Bank	1	4	0	0.00	0	4
25	INDUSIND BANK	17	16	0	0.00	9	25
26	KOTAK MAHINDRA BANK	10	12	0	0.00	5	17
27	UJJIVAN SFB	24	9	0	0.00	2	11
28	UTKARSH SFB	92	11	0	0.00	2	13
29	YES BANK	1	1	0	0.00	1	2
<b>TOTAL</b>		<b>3683</b>	<b>8260</b>	<b>2626</b>	<b>71.30</b>	<b>7553</b>	<b>18439</b>

**STATE LEVEL BANKERS' COMMITTEE BIHAR, PATNA  
(CONVENOR- STATE BANK OF INDIA) FY : 2022-23**

**AIF STATUS AS ON 31.03.2023**

Sl. No.	Lending Institution	Total Submission	Disbursed	Denied by DAC&FW	Rejected	Pending Information	Verified by DAC&FW	Verified by DCCB/StCB	Approved (Not Yet Disbursed)
1	STATE BANK OF INDIA	469	37	13	65	117	9	0	228
2	HDFC Bank	50	6	10	6	6	11	0	11
3	Punjab National Bank	93	21	6	33	13	9	0	11
4	Central Bank Of India	42	4	10	6	15	1	0	6
5	Indian Bank	37	17	3	5	6	0	0	6
6	Bank Of Baroda	44	14	4	3	10	6	0	2
7	Bank Of India	48	27	2	5	12	0	0	2
8	UCO Bank	35	14	1	12	5	1	0	2
9	Kotak Mahindra Bank	3	0	1	1	0	0	0	1
10	Axis Bank	5	0	0	1	2	2	0	0
11	Canara Bank	78	58	2	3	14	1	0	0
12	CO-OPERATIVE BANK LTD.	14	3	0	1	1	7	2	0
13	Dakshin Bihar Gramin Bank	8	1	1	5	1	0	0	0
14	ICICI Bank	8	0	0	0	4	4	0	0
15	IDBI BANK LTD	10	4	0	2	1	3	0	0
16	Indian Overseas Bank	3	1	2	0	0	0	0	0
17	Karnataka Bank	3	1	0	0	1	1	0	0
18	Union Bank of India	21	1	7	6	6	1	0	0
19	Uttar Bihar Gramin Bank	6	0	1	0	3	2	0	0
20	YES BANK LTD	2	0	1	1	0	0	0	0
	<b>Grand Total</b>	<b>979</b>	<b>209</b>	<b>64</b>	<b>160</b>	<b>217</b>	<b>58</b>	<b>2</b>	<b>269</b>

**URBAN DEVELOPMENT & HOUSING DEPARTMENT**

Deendayal Antyodaya Yojana-National Urban Livelihoods Mission (DAY-NULM)

**Progress Report Bank Wise Achievement & Pending Report from April 2022 to March 2023**

SR NO	Name of Bank	SEP (I&G)			SHG Credit Linkage		
		Target	Achievement	% of achivement	Target	Achievement	% of achivement
1	AXIS BANK	67	33	49.25	92	0	0.00
2	BANDHAN BANK	198	121	61.11	287	0	0.00
3	BANK OF BARODA	108	183	169.44	151	371	245.91
4	BANK OF INDIA	114	284	249.12	159	1231	775.16
5	BANK OF MAHARASHTRA	17	42	247.06	24	26	109.55
6	CANARA BANK	100	211	211.00	139	568	409.23
7	CENTRAL BANK OF INDIA	127	138	108.66	174	221	126.72
8	DAKSHIN BIHAR GRAMIN BANK	182	104	57.14	265	434	163.77
9	FEDERAL BANK	4	0	0.00	4	0	0.00
10	HDFC BANK LTD	65	8	12.31	89	0	0.00
11	ICICI Bank	56	0	0.00	72	0	0.00
12	IDBI BANK LTD	33	13	39.39	41	0	0.00
13	IDFC Bank	1	0	0.00	2	0	0.00
14	INDIAN BANK	105	96	91.43	143	297	207.80
15	INDIAN OVERSEAS BANK	29	43	148.28	37	37	101.30
16	INDUSIND BANK	14	0	0.00	21	0	0.00
17	JAMMU & KASHMIR BANK	0	0	0.00	0	0	0.00
18	KARNATKA BANK	0	0	0.00	0	0	0.00
19	KARUR VYSYA BANK	0	0	0.00	0	0	0.00
20	KOTAK BANK	8	0	0.00	10	0	0.00
21	PUNJAB AND SIND BANK	7	5	71.43	10	0	0.00
22	PUNJAB NATIONAL BANK	163	286	175.46	219	305	139.58
23	RBL BANK	1	0	0.00	1	0	0.00
24	SOUTH INDIAN BANK	0	0	0.00	0	0	0.00
25	STATE BANK OF INDIA	323	85	26.32	470	108	22.97
26	UCO BANK	73	154	210.96	94	197	208.72
27	UJJIVAN SFB	0	16	0.00	0	0	0.00
28	UNION BANK OF INDIA	94	225	239.36	134	198	148.28
29	UTTAR BIHAR GRAMIN BANK	210	151	71.90	292	1290	441.96
30	YES BANK	1	0	0.00	2	0	0.00
<b>Total</b>		<b>2100</b>	<b>2198</b>	<b>104.67</b>	<b>2932</b>	<b>5283</b>	<b>180.18</b>

STATE LEVEL BANKERS' COMMITTEE, BIHAR					
(CONVENOR- STATE BANK OF INDIA) FY : 2022-23					
PM SVANidhi - AS ON 31-03-2023 (MOHUA Portal) (1st TRANCHE - Rs. 10,000 )					
Sr. No	Bank Name	No. of Application	No. of Applications Sanctioned	No. of application Disbursed	% of Disbursed against Application Sanctioned
		A	B	C	D (C*100/B)
1	State Bank of India	26932	19209	13554	70.56
2	Punjab National Bank	17104	8465	7794	92.07
3	HDFC Bank	9484	7561	660	8.73
4	Bank of India	11901	6521	6259	95.98
5	Bank of Baroda	10359	5416	4868	89.88
6	Indian Bank	7980	4973	4432	89.12
7	Central Bank of India	8088	4518	4309	95.37
8	Union Bank of India	6750	4366	3888	89.05
9	Canara Bank	7671	4048	4039	99.78
10	Utkarsh Small Finance Bank	3142	2031	1799	88.58
11	UCO Bank	3691	1854	1647	88.83
12	Dakshin Bihar Gramin Bank	5399	1669	1538	92.15
13	Uttar Bihar Gramin Bank	1734	869	821	94.48
14	Indian Overseas Bank	1393	834	749	89.81
15	Bank of Maharashtra	346	246	231	93.90
16	IDBI Bank	622	210	190	90.48
17	Punjab and Sind Bank	436	177	166	93.79
18	State Co-Operative bank Ltd	163	74	70	94.59
19	Kotak Mahindra Bank	58	45	3	6.67
20	Jammu & Kashmir Bank	41	24	23	95.83
21	Bandhan Bank Ltd.	509	14	1	7.14
22	ICICI Bank	91	9	6	66.67
23	Federal Bank	67	8	8	100.00
24	Axis Bank	141	4	4	100.00
25	Ujjivan Small Finance Bank	65	4	4	100.00
26	Karnataka Bank Ltd	7	2	2	100.00
27	Jana Small Finance Bank	2	1	1	100.00
28	IDFC FIRST Bank Ltd.	2	0	0	0.00
29	IndusInd Bank	32	0	0	0.00
30	Karur Vysya Bank Ltd	2	0	0	0.00
31	SOUTH INDIAN BANK	11	0	0	0.00
32	Yes Bank Ltd.	1	0	0	0.00
<b>Total</b>		<b>124224</b>	<b>73152</b>	<b>57066</b>	<b>78.01</b>

STATE LEVEL BANKERS' COMMITTEE, BIHAR					
(CONVENOR- STATE BANK OF INDIA) FY : 2022-23					
PM SVANidhi - AS ON 31-03-2023 (MOHUA Portal) (2nd TRANCHE - Rs. 20,000 )					
Sr. No	Bank Name	No. of Application	No. of Applications Sanctioned	No. of application Disbursed	% of Disbursed against Application Sanctioned
		A	B	C	D (C*100/B)
1	State Bank of India	7207	5330	1118	20.98
2	Union Bank of India	1815	1206	834	69.15
3	Punjab National Bank	4500	1111	628	56.53
4	Bank of India	3615	855	681	79.65
5	Indian Bank	1748	830	481	57.95
6	Central Bank of India	1764	820	636	77.56
7	Canara Bank	2423	772	766	99.22
8	Bank of Baroda	1841	691	407	58.90
9	UCO Bank	731	360	248	68.89
10	Utkarsh SFB	328	299	256	85.62
11	Dakshin Bihar Gramin Bank	552	211	151	71.56
12	Indian Overseas Bank	411	192	130	67.71
13	Uttar Bihar Gramin Bank	236	127	95	74.80
14	Bank of Maharashtra	116	58	44	75.86
15	Punjab and Sind Bank	106	37	29	78.38
16	IDBI Bank	61	28	24	85.71
17	State Co-Operative Bank	24	9	9	100.00
18	Jammu & Kashmir Bank	12	7	6	85.71
19	Kotak Mahindra Bank	1	1	1	100.00
20	Federal Bank	5	0	0	0.00
21	ICICI Bank	3	0	0	0.00
22	Karnataka Bank Ltd	2	0	0	0.00
23	Jana SFB	1	0	0	0.00
24	Ujjivan SFB	1	0	0	0.00
	<b>Total</b>	<b>27503</b>	<b>12944</b>	<b>6544</b>	<b>50.56</b>

**STATE LEVEL BANKERS' COMMITTEE, BIHAR**

**(CONVENOR- STATE BANK OF INDIA) FY : 2022-23**

**PM SVANidhi - AS ON 31-03-2023 (MOHUA Portal) (3rd TRANCHE - Rs. 50,000 )**

Sr. No	Bank Name	No. of Application	No. of Applications Sanctioned	No. of Application Pending for Sanction	No. of application Disbursed	No. of Application Pending for Disbursement
		A	B	C (A-B)	D	E (B-D)
1	State Bank of India	120	116	4	30	86
2	Central Bank of India	25	21	4	16	5
3	Canara Bank	61	21	40	21	0
4	Utkarsh SFB	16	16	0	11	5
5	Bank of Baroda	23	14	9	11	3
6	UCO Bank	12	11	1	11	0
7	Indian Bank	18	9	9	5	4
8	Punjab National Bank	17	8	9	8	0
9	Bank of India	11	6	5	6	0
10	Dakshin Bihar Gramin Bank	8	3	5	1	2
11	Punjab and Sind Bank	4	3	1	0	3
12	Union Bank of India	6	2	4	2	0
13	Indian Overseas Bank	2	1	1	1	0
14	Uttar Bihar Gramin Bank	1	1	0	0	1
15	IDBI Bank	1	0	1	0	0
16	Bank of Maharashtra	1	0	1	0	0
<b>Total</b>		<b>326</b>	<b>232</b>	<b>94</b>	<b>123</b>	<b>109</b>

STATE LEVEL BANKERS' COMMITTEE BIHAR, PATNA										
(CONVENOR- STATE BANK OF INDIA) FY : 2022-23										
BANK WISE TOTAL APPLICATION REPORT OF SLBC ONLINE PORTAL AS ON 31.03.2023										
Sl. No.	Bank	Total Application	Pending for Acknowledge	Acknowledged	Total Returns	Pending For Sanction	Total Sanctioned	Total Rejected	Payment Pending	Payment Disbursed
1	AXIS BANK	218	182	16	20	14	0	2	0	0
2	Bandhan Bank	191	113	70	8	19	0	51	0	0
3	BANK OF BARODA	11701	700	5896	5105	940	728	4228	349	379
4	BANK OF INDIA	13330	2421	9133	1776	1689	482	6962	393	89
5	BANK OF MAHARASHTRA	45	6	39	0	32	7	0	0	7
6	CANARA BANK	5386	170	3355	1861	134	727	2494	253	474
7	CENTRAL BANK OF INDIA	16477	454	10503	5520	233	700	9570	670	30
8	Dakshin Bihar Gramin Bank	7622	273	5899	1450	405	430	5064	234	196
9	FINO PAYMENTS BANK LTD	11	10	0	1	0	0	0	0	0
10	HDFC BANK LTD	222	212	0	10	0	0	0	0	0
11	ICICI BANK LTD	62	20	16	26	10	0	6	0	0
12	IDBI BANK LTD	716	17	399	300	2	9	388	3	6
13	INDIA POST PAYMENTS BANK	18	0	1	17	1	0	0	0	0
14	INDIAN BANK	7078	1822	2939	2317	1341	89	1509	47	42
15	INDIAN OVERSEAS BANK	296	73	148	75	136	2	10	1	1
16	INDUSIND BANK LIMITED	21	1	19	1	0	0	19	0	0
17	KOTAK MAHINDRA BANK	2	2	0	0	0	0	0	0	0
18	PUNJAB AND SIND BANK	13	8	2	3	1	0	1	0	0
19	PUNJAB NATIONAL BANK	29135	189	21977	6969	404	2536	19037	1475	1061
20	RBI. BANK	1	0	0	1	0	0	0	0	0
21	STATE BANK OF INDIA	55838	624	30522	24692	625	1416	28481	797	619
22	THE FEDERAL BANK LTD	9	8	0	1	0	0	0	0	0
23	THE J & K BANK LTD	1	0	1	0	0	1	0	1	0
24	UCO BANK	8906	1566	2759	4581	534	487	1738	287	200
25	UNION BANK OF INDIA	4220	238	1645	2337	274	176	1195	44	132
26	Utkarsh Small Finance Bank	11	11	0	0	0	0	0	0	0
27	UTTAR BIHAR GRAMIN BANK	9101	215	5444	3442	69	830	4545	298	532
28	YES BANK LTD	16	16	0	0	0	0	0	0	0
<b>Total :</b>		<b>170647</b>	<b>9351</b>	<b>100783</b>	<b>60513</b>	<b>6863</b>	<b>8620</b>	<b>85300</b>	<b>4852</b>	<b>3768</b>



## Allocation of Villages Identified by DFS for Opening of Brick and Mortar Branches

S.N. S.N.	District	Block	Village Name	Name of Bank	Current Status (As Advised by Banks)	Remarks By SLBC
1	Banka	Belhar	Bela	State Bank of India	Branch opened on 02.03.2023	N.A.
2	Bhagalpur	Narayanpura	Dudhaila	UCO Bank	The concerned bank has advised vide their letter no ZOB/GAD/2022-23/154 dated 14.11.2022, this area is not suitable for opening of branch due to flood, connectivity and geographical position. However they have referred the matter to their Head Office.	Matter has been taken up with DFS on dated 01.12.2022.
3	Gaya	Dumarla	Chhakarbandha	Canara Bank	Branch opened on 29.12.2022.	N.A.
4	Kishanganj	Dighalbank	Singhmari	Indian Overseas Bank	Branch opened on 27.12.2022.	N.A.
5	Madhubani	Laukahi	Andhramath	Punjab & Sindh Bank	Branch opened on 15.11.2022.	N.A.
6	Munger	Kharagpur	Raunakabad	Union Bank of India	UBI has informed us that, it was found out that a PNB branch is operating in same village as RAMNAKABAD Branch (IFSC code- PUNB0240100). Details of Near by bank branches were not earlier updated in Jan dhan darshak app. Banking Facilities are now updated in Jan dhan Darshak app. So setting up new Bank branch may not be required. Other nearby outlet within 5 km is as follows:- BOI Kharagpur, Munger-BKID0004646, SBI Kharagpur, Munger,SBIN00125:6,UCO BANK, Kharagpur, Munger-JCBA0005C34 PNB, Haveli Kharagpur, Munger-PUNB0073700	Matter has been taken up with DFS on dated 14.11.2022.
7	Munger	Munger	Tikarampur	Bank of Baroda	The concerned bank has obtained legal opinion for the selected premises and found that all the lands in the village comes under "TOPO Land" i.e no agreements/lease can be executed in this land without permission of State Government.	Matter has been taken up with DFS on dated 25.10.2022.
8	Purbi Champaran	Bankatwa	Nimuia	Indian Bank	The Corporate Office of Indian Bank: has advised that a branch of SBI is already functional in Vill- Nimuia of East Champaran, so the village has been excluded from the list of unbanked villages for setting up of brick and mortar branches by the Bank.	Matter has been taken up with DFS on dated 10.02.2023.
9	Purbi Champaran	Bankatwa	Indarwa Phulwar	Bank of India	Branch opened on 01.03.2023.	N.A.
10	Rohtas	Nauhatta	Piparadih	Punjab National Bank	Branch opened on 31.12.2022.	N.A.
11	Rohtas	Nauhatta	Rehal	Bank of Maharashtra	BOB has advised us that Punjab National Bank has already opened a Piparadih branch within a distance of 200-300 metres from Rehal Village.	Matter has been taken up with DFS on dated 10.02.2023.

**DETAILS OF DCC MEETINGS HELD FROM 01.01.2023- 31.03.2023**

Sl. No.	NAME OF DISTRICTS	DATE OF DCC HELD
1	ARARIA	02-03-2023
2	ARWAL	18-03-2023
3	AURANGABAD	18-03-2023
4	BANKA	27-03-2023
5	BEGUSARAI	17-03-2023
6	BHABUA (KAIMUR)	18-03-2023
7	BHAGALPUR	28-03-2023
8	BHOJPUR	27-02-2023
9	BUXAR	17-02-2023
10	DARBHANGA	20-03-2023
11	EAST CHAMPARAN	NOT HELD
12	GAYA	17-02-2023
13	GOPALGANJ	29-03-2023
14	JAMUI	24-03-2023
15	JEHANABAD	16-03-2023
16	KATI HAR	16-03-2023
17	KHAGARIA	05-01-2023
18	KISHANGANJ	02-03-2023
19	LAKHISARAI	28-03-2023
20	MADHEPURA	14-03-2023
21	MADHUBANI	27-03-2023
22	MUNGER	28-02-2023
23	MUZAFFARPUR	20-03-2023
24	NALANDA	24-03-2023
25	NAWADA	NOT HELD
26	PATNA	18-03-2023
27	PURNIA	23-03-2023
28	ROHTAS	21-03-2023
29	SAHARSA	06-03-2023
30	SAMASTIPUR	23-02-2023
31	SARAN	07-02-2023
32	SHEIKHPURA	28-03-2023
33	SHEOHAR	23-03-2023
34	SITAMARHI	28-03-2023
35	SIWAN	20-03-2023
36	SUPAUL	22-02-2023
37	VAISHALI	24-03-2023
38	WEST CHAMPARAN	NOT HELD

### BLBC MEETING HELD FROM 01.01.2023 TO 31.03.2023

SL. NO.	NAME OF DISTRICT	TOTAL BLOCKS	NO OF BLOCKS MEETING HELD	NO OF BLOCKS MEETING NOT HELD
1	ARARIA	9	9	0
2	ARWAL	5	5	0
3	AURANGABAD	11	11	0
4	BANKA	11	11	0
5	BEGUSARAI	18	18	0
6	BHABUA (KAIMUR)	11	0	11
7	BHAGALPUR	16	2	14
8	BHOJPUR	14	13	1
9	BUXAR	11	11	0
10	DARBHANGA	18	18	0
11	EAST CHAMPARAN	27	25	2
12	GAYA	24	14	10
13	GOPALGANJ	14	14	0
14	JAMUI	10	6	4
15	JEHANABAD	7	7	0
16	KATIHAR	16	9	7
17	KHAGARIA	7	7	0
18	KISHANGANJ	7	7	0
19	LAKHISARAI	7	7	0
20	MADHEPURA	13	13	0
21	MADHUBANI	21	20	1
22	MUNGER	9	9	0
23	MUZAFFARPUR	16	16	0
24	NALANDA	20	19	1
25	NAWADA	14	14	0
26	PATNA	23	14	9
27	PURNIA	14	14	0
28	ROHTAS	19	18	1
29	SAHARSA	10	10	0
30	SAMASTIPUR	20	20	0
31	SARAN	20	20	0
32	SHEIKHPURA	6	6	0
33	SHEOHAR	5	5	0
34	SITAMARHI	17	13	4
35	SIWAN	19	18	1
36	SUPAUL	11	11	0
37	VAISHALI	16	15	1
38	WEST CHAMPARAN	18	18	0
	<b>Grand Total</b>	<b>534</b>	<b>467</b>	<b>67</b>

STATE LEVEL BANKERS' COMMITTEE BIHAR, PATNA									
(CONVENOR- STATE BANK OF INDIA) FY : 2022-23									
BANK-WISE STATUS OF WEAVER MUDRA YOJANA : 31.03.2023									
(ONLINE APPLICATION MONITORING PORTAL)									
S.N.	Name of Bank	Total Applications	Pending for Acknowledgement	Acknowledged	Total Returned	Pending for Approval	Sanctioned	Rejected	
1	AXIS BANK	4	4	0	0	0	0	0	
2	BANK OF BARODA	344	41	148	155	92	17	39	
3	BANK OF INDIA	240	56	126	58	10	16	100	
4	BANK OF MAHARASHTRA	7	4	3	0	3	0	0	
5	CANARA BANK	76	15	55	6	4	11	40	
6	CENTRAL BANK OF INDIA	37	1	19	17	1	0	18	
7	DAKSHIN BIHAR GRAMIN BANK	688	19	489	180	45	75	369	
8	HDFC BANK LTD	11	11	0	0	0	0	0	
9	IDBI BANK LTD	18	1	10	7	0	1	9	
10	INDIAN BANK	148	85	62	1	34	4	24	
11	INDIAN OVERSEAS BANK	15	5	8	2	7	0	1	
12	INDUSIND BANK LIMITED	4	0	4	0	0	0	4	
13	PUNJAB NATIONAL BANK	969	3	894	72	127	155	612	
14	STATE BANK OF INDIA	713	15	635	63	53	39	543	
15	UCO BANK	587	133	274	180	11	55	208	
16	UNION BANK OF INDIA	53	14	34	5	31	1	2	
17	UTTAR BIHAR GRAMIN BANK	35	0	35	0	0	0	35	
	<b>Grand Total</b>	<b>3949</b>	<b>407</b>	<b>2796</b>	<b>746</b>	<b>418</b>	<b>374</b>	<b>2004</b>	

**A SPECIAL 6-MONTH CAMPAIGN AT GRAM PANCHAYAT LEVEL FROM 15.02.2023 TO 15.08.2023 (AS ON 20.05.2023)**

S/No.	District Name	Total No of GPs	No of GP Covered	PMJDY Sourced	PMJDY Opened	PMJIBY Sourced	PMJIBY Opened	PMSBY Sourced	PMSBY Opened	APY Sourced	APY Opened	MUDRA Sourced	MURDA Sanctioned	KCC Sourced	KCC Sanctioned	PMJDY In-operative Sourced	PMJDY In-operative Made
1	Araria	211	58	2568	1779	2170	1143	5084	2525	289	179	68	10	59	23	837	747
2	Aurangabad	202	39	960	696	1394	1040	1532	1122	104	462	54	33	85	41	251	202
3	Banka	187	57	1894	1196	2193	1699	1732	1151	577	321	38	24	111	89	342	307
4	Begusarai	217	100	2918	1844	1470	688	2043	1014	718	391	117	46	150	39	509	437
5	Gaya	334	23	293	95	414	173	707	354	267	98	37	14	125	54	245	124
6	Jamul	133	51	942	838	1496	1490	2227	2202	213	206	53	46	65	60	524	524
7	Katihar	230	2	15	0	25	0	35	0	10	0	10	0	15	0	4	4
8	Khagaria	129	64	830	672	622	429	930	617	239	154	67	29	71	28	227	220
9	Muzaffarpur	384	85	670	599	658	623	998	927	512	492	27	27	41	41	0	0
10	Nawada	183	80	564	529	435	400	706	632	290	253	5	3	11	4	216	210
11	Purnia	246	15	37	2	31	1	27	2	0	0	0	0	0	0	2	0
12	Sheikhpura	49	19	530	462	2370	2259	4176	3939	828	680	20	9	85	57	74	71
13	Sitamarhi	258	4	40	30	31	18	34	20	15	7	3	1	7	2	7	5
<b>TOTAL</b>		<b>2783</b>	<b>597</b>	<b>12261</b>	<b>8742</b>	<b>13309</b>	<b>9563</b>	<b>20231</b>	<b>14505</b>	<b>4999</b>	<b>3243</b>	<b>499</b>	<b>242</b>	<b>825</b>	<b>438</b>	<b>3238</b>	<b>2851</b>

3 Month Gram Panchayat Level Jansuraksha Campaign data as on 22.05.2023 (PMJJB & PMSBY)														
Sl No.	District Name	Active Enrolment (PMJJB)	Active Enrolment (PMSBY)	Total No of GPs	No of GP Covered	% of GP Covered	PMJJB Target	PMJJB Sourced	% Achievement	PMJJB Opened	PMSBY Target	PMSBY Sourced	% Achievement	PMSBY Opened
1	Araria	156601	486349	211	70	33	123592	2795	2.26	2172	364572	5508	1.51	3879
2	Arwal	47142	138869	64	34	53	30806	236	0.77	187	90878	414	0.46	367
3	Aurangabad	171737	489932	202	56	28	111657	1674	1.50	1516	329366	2244	0.68	1996
4	Banka	135154	282076	185	89	48	89447	1812	2.03	1416	263845	1894	0.72	1434
5	Begusarai	220172	534427	217	47	22	130582	1745	1.34	1094	385187	2552	0.66	1501
6	Bhagalpur	184672	499931	242	46	19	133536	820	0.61	320	393901	754	0.19	314
7	Bhojpur	145258	560798	226	88	39	119938	1567	1.31	1298	353792	2810	0.79	2479
8	Buxar	100017	313211	140	61	44	75007	1300	1.73	1300	221262	2356	1.06	2356
9	Darbhanga	202334	489491	309	123	40	173082	4272	2.47	1664	510555	9567	1.87	5314
10	Gaya	293279	868156	324	85	26	193041	12317	6.38	4722	569430	14749	2.59	5126
11	Gopalganj	182420	451771	229	62	27	112625	1639	1.63	219	332214	4213	1.27	737
12	Jamui	191016	379224	153	31	20	77383	364	0.47	287	228268	463	0.20	373
13	Jehanabad	55376	196771	92	87	95	45463	863	1.74	674	145915	1058	0.73	891
14	Kaimur (Bhabua)	92972	271354	149	9	6	71194	350	0.49	350	210894	760	0.36	760
15	Katihar	165851	427826	230	8	3	135001	311	0.23	311	398216	431	0.11	431
16	Khagaria	101218	301591	129	82	64	73275	153	0.21	143	216149	259	0.12	254
17	Kishanganj	89917	286100	129	35	27	74310	813	1.09	127	219193	1598	0.73	95
18	Lakhisarai	69500	194044	82	2	2	43997	22	0.05	22	129786	70	0.05	70
19	Madhepura	144036	365056	160	28	18	87998	448	0.51	8	259568	1389	0.54	11
20	Madhubani	240894	624260	399	195	49	197261	1585	0.80	1222	581873	4322	0.74	3382
21	Munger	87386	264905	98	77	79	60125	384	0.64	223	177359	591	0.33	394
22	Muzaffarpur	326850	822123	383	139	36	211013	1033	0.49	1033	622654	1586	0.25	1586
23	Nalanda	154178	603101	230	64	28	124999	869	0.69	616	373142	1734	0.46	1390
24	Nawada	137225	470638	183	62	34	97549	412	0.42	406	287752	659	0.23	658
25	Pashchim Champaran	249496	529407	303	96	32	172979	396	0.23	396	510249	450	0.09	450
26	Patna	396892	1094914	332	32	10	256654	11288	4.40	2072	757063	13977	1.85	2600
27	Purba Champaran	357004	640493	523	14	3	224161	56	0.02	56	661230	54	0.01	54
28	Purnia	224817	644162	246	5	2	145508	16	0.01	14	423318	22	0.01	10
29	Rohtas	145177	457961	246	132	54	130114	1235	0.95	622	383809	2398	0.62	1102
30	Saharsa	124028	301777	135	103	76	85547	2634	3.15	509	246454	3295	1.34	435
31	Samastipur	306808	869877	381	143	38	187334	6723	3.59	5265	552595	13452	2.43	11727
32	Saran	280874	682993	318	25	8	175714	638	0.37	617	512432	1096	0.21	1079
33	Sheikhpura	54451	171872	49	7	14	27971	105	0.38	29	82511	233	0.28	79
34	Sheohar	30397	86814	53	20	38	28846	952	3.30	407	85095	1142	1.34	566
35	Sitamarhi	204919	485657	258	14	5	150497	72	0.05	15	443929	172	0.04	8
36	Siwan	210797	564133	78	4	5	146399	540	0.37	440	431859	630	0.15	540
37	Supaul	163329	371959	174	58	33	97986	826	0.84	95	289039	1591	0.55	239
38	Vaishali	225072	567429	278	49	18	155643	1921	1.25	739	453194	3898	0.86	1605
	<b>TOTAL</b>	<b>6669966</b>	<b>17791452</b>	<b>8140</b>	<b>2282</b>	<b>28.03</b>	<b>4576034</b>	<b>65386</b>	<b>1.43</b>	<b>32406</b>	<b>13498548</b>	<b>104391</b>	<b>0.77</b>	<b>56292</b>