

STATE LEVEL BANKERS' COMMITTEE, BIHAR

88th & 89th JOINT MEETING

DATE : 14.06.2024, FRIDAY, TIME : 11:00 AM

VENUE : HOTEL MAURYA, PATNA

(FOR THE QUARTER UPTO 31th DECEMBER 2023)



BOOK - 2



**CONVENOR : STATE BANK OF INDIA
SLBC DEPARTMENT (5TH FLOOR)**



LOCAL HEAD OFFICE, WEST GANDHI MAIDAN, PATNA - 800 001

Ph.No. 0612-2209076 / Fax- 0612-2209075

Email - slbc.bihar@sbi.co.in , Website - www.slbcbihar.com

INDEX OF DATA SHEET

ITEM	SUBJECT	PAGE NO.
1	CD Ratio Bank Wise and District Wise	5 - 8
2	Priority Sector Lending, Agri Credit, DRI Scheme & Weaker Section	9
3	Sector wise outstanding	10
4	Annual Credit Plan Bank Wise and District Wise	11 - 14
5	Section wise Annual Credit Plan Bank wise and District Wise	15 - 16
6	Lending to Minority Communities	17
7	NPA & WRITE OFF	18
8	Certificate Cases Bank Wise and District Wise	19-20
9	MSE Advance ACP Achievement	21
10	Micro Enterprises (Manufacturing + Service Advances)	22-23
11	Small Enterprises (Manufacturing + Service Advances)	24-25
12	Medium Enterprises (Manufacturing + Service Advances)	26-27
13	PSB Loans in 59minutes.com	28
14	Advances Granted Under CGTMSE Coverage	29
15	Small Road Transport Operator	30
16	Kisan Credit Card Bank wise and District Wise	31-32
17	KCC Outstanding and NPA	33
18	Agriculture Loan Outstanding to Small, Marginal & Other Farmers	34
19	ATM in KCC	35
20	Dairy	36 - 37
21	Poultry	38
22	Fishery	39 - 40
23	Self Help Group (SHG)	41 - 44
24	Education Loan	45
25	Education Loan Outstanding and NPA	46
26	Pradhan Mantri Mudra Yojna	47 - 50
27	Pradhan Mantri Jan Dhan Yojna	51
28	Stand up India	52 - 53

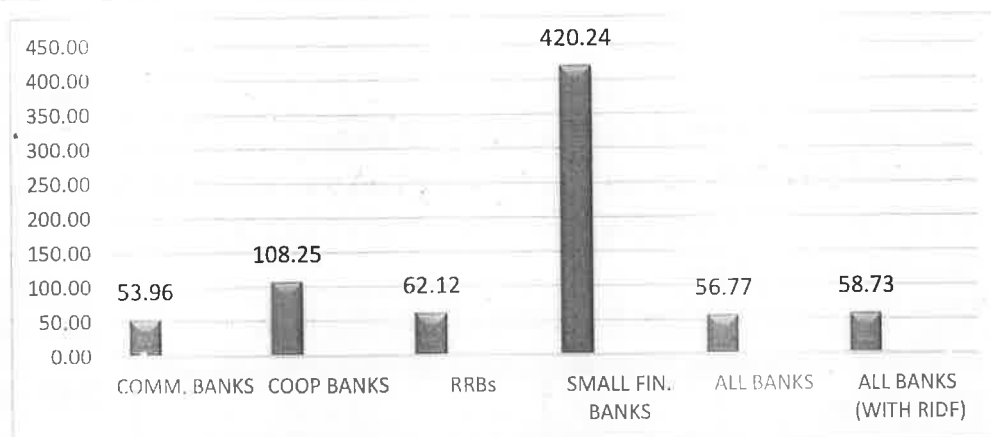
INDEX OF DATA SHEET

ITEM	SUBJECT	PAGE NO.
29	PMEGP	54 - 55
30	Pradhan Mantri Social Security Schemes Status	56
31	Banking Facility Bank Wise and District Wise	57 - 60
32	Banking Correspondents	61 - 62
33	Mobile Banking & Internet Banking	63
34	MOBILE / AADHAAR Seeding	64
35	Farm Credit	65
36	Agriculture Infrastructure	66
37	Ancillary Activities	67
38	Farm Mechanisation	68
39	Storage Facility	69
40	Food and Agro Processing	70
41	Agri Term Loan	71
42	Joint Liability Group (JLG)	72
43	Social Infrastructure	73
44	Renewable Energy	74
45	Housing Loan	75
46	Housing Loan Outstanding and NPA	76
47	Credit Linked Subsidy Scheme (CLSS)	77
48	RSETI	78
49	SARFAESI Cases Bank Wise and District Wise	79 - 80
50	Financial Literacy Initiatives	81 - 116
51	Lead Bank Reports	117 - 122
52	KCC Animal Husbandry & Fisheries Saturation Data	123 - 126
53	Saturation of PMJDY & PMMY Accounts	127 - 128
54	PMFME	129
55	AIF	130
56	DAY-NULM (SEP&SHG)	131
57	PM SVANidhi	132 - 134

INDEX OF DATA SHEET

ITEM	SUBJECT	PAGE NO.
58	SLBC Online Application Monitoring Portal Status	135
59	DCC Meeting Held During The Period 01.10.23 - 31.12.23	136
60	BLBC Meeting During The Period 01.10.23 - 31.12.23	137
61	Weaver Mudra Loan	138
62	Ghar Ghar KCC Abhiyan Bank Wise & District Wise	139 - 140
63	e- बिहार -Expanding And Deepening Of Digital Payment Ecosystem	141 - 143

➤ **CD RATIO (AS ON 31.12.2023)**



(Amt. Rs. In Crore)

Bank	Deposits	Advances	CD Ratio (%)
Commercial Banks	431528	232842	53.96
Co-operative Banks	5401	5847	108.25
RRBs	41325	25671	62.12
Small Finance Banks	1972	8286	420.24
Total	480226	272646	56.77
RIDF	--	9403	---
Total (Advances +RIDF)	480226	282049	58.73
Investment	--	56220	--
Grand Total (Adv. +RIDF+Invest.)	480226	338269	71.18*

* Just to know CD Ratio of the State had the investment been included.

CD Ratio at SLBC level is calculated and monitored based on the indicators advised by RBI vide their Master Circular No. RBI/ 2023-24/ 11 FIDD.CO.LBS.BC.No.04/ 02.01.001/ 2023-24, dated 03.04.2023 which specifies as under:

Institution / Level	Indicator
Individual Banks at Head Office	Cu + RIDF
State Level (SLBC)	Cu + RIDF
District Level	Cs

Where:

Cu = Credit as per place of utilization

Cs = Credit as per place of Sanction

RIDF = Total Resource Support provided to State under RIDF

An amount of Rs.2,445 Crores have been financed to units functioning in Bihar by SBI and IOB by their branches operating outside the State and the amount has been taken into account for calculating the CD ratio. Amount under RIDF, sanctioned during FY 2023-24 and Outstanding, as advised by NABARD are Rs.16591.81 Crores and Rs.9403.45 Crores, respectively.

STATE LEVEL BANKERS' COMMITTEE BIHAR, PATNA					
(CONVENOR- STATE BANK OF INDIA) FY : 2023-24					
REPORT ON BANKWISE DEPOSITS, ADVANCES & C:D RATIO As On : 31.12.2023					
(Rs. In Lakh)					
SL. NO	BANK NAME	NO. OF BRANCHES	DEPOSITS	ADVANCES (INCL O/S BIHAR)	C:D RATIO (%)
	LEAD BANKS				
1	STATE BANK OF INDIA	986	15751766	6344275	40.28
2	CENTRAL BANK OF INDIA	428	2561459	1119410	43.70
3	PUNJAB NATIONAL BANK	704	5231329	2050389	39.19
4	CANARA BANK	317	2754441	1567219	56.90
5	UCO BANK	240	1039633	462616	44.50
6	BANK OF BARODA	295	1866567	1057688	56.66
7	UNION BANK OF INDIA	229	1662941	575729	34.62
	OTHER BANKS				
8	BANK OF INDIA	345	2728537	1099800	40.31
9	BANK OF MAHARASHTRA	50	94110	287200	305.17
10	INDIAN BANK	298	2080729	1054888	50.70
11	INDIAN OVERSEAS BANK	60	315173	211379	67.07
12	PUNJAB AND SIND BANK	19	57306	32234	56.25
	Total Public Sector Bank	3971	36143991	15862827	43.89
	PRIVATE BANKS				
13	IDBI	74	427344	244296	57.17
14	ICICI BANK	133	1806379	1587450	87.88
15	FEDERAL BANK	8	71064	49047	69.02
16	JAMMU KASHMIR BANK	1	13634	2422	17.76
17	SOUTH INDIAN BANK	2	29889	1181	3.95
18	AXIS BANK	139	1414548	998568	70.59
19	HDFC BANK	146	2083146	1965308	94.34
20	INDUSIND BANK	43	352058	997392	283.30
21	KARNATAKA BANK	1	3069	2557	83.32
22	KOTAK MAHINDRA	24	179026	282407	157.75
23	YES BANK	6	61812	64902	105.00
24	BANDHAN BANK	665	465766	876484	188.18
25	RBL BANK	5	14075	259923	1846.70
26	IDFC FIRST BANK Ltd	13	85437	88033	103.04
27	Karur Vysya Bank	1	1574	1354	86.02
	Total Private Sector Bank	1261	7008821	7421324	105.89
	Total COMM. BANKS	5232	43152812	23284151	53.96
	CO-OPERATIVE BANKS				
28	STATE CO-OP. BANK	290	540126	584691	108.25
	Total Cooperative Bank	290	540126	584691	108.25
	REGIONAL RURAL BANKS				
29	DAKSHIN BIHAR GRAMIN BANK	1078	2340116	1207068	51.58
30	UTTAR BIHAR GRAMIN BANK	1027	1792378	1360075	75.88
	Total Region Rural Bank	2105	4132494	2567143	62.12
	SMALL FINANCE BANK				
31	JANA SFB	35	41960	113303	270.03
32	UTKARSH SFB	214	78762	467012	592.94
33	UJJIVAN SFB	48	71599	191548	267.53
34	ESAF SFB	10	4847	18378	379.16
35	UNITY SFB	58	0	38327	0.00
	Total Small Financial Bank	365	197168	828578	420.24
	TOTAL FOR BIHAR	7992	48022600	27264563	56.77

STATE LEVEL BANKERS' COMMITTEE BIHAR, PATNA						
(CONVENOR- STATE BANK OF INDIA) FY : 2023-24						
DEPOSIT, ADVANCES AND CD RATIO - DISTRICT WISE AS ON : 31.12.2023						
(Rs. In Lakh)						
SL. NO.	DISTRICT NAME	NO. OF BRANCHES	DEPOSITS	ADVANCES	C:D RATIO	NAME OF DISTRICT
1	Araria	167	536018	474461	88.52%	Araria
2	Arwal	64	198236	89132	44.95%	Arwal
3	Aurangabad	200	840576	549471	65.37%	Aurangabad
4	Banka	125	463462	238892	51.55%	Banka
5	Begusarai	236	1088359	808516	74.29%	Begusarai
6	Bhagalpur	283	1641297	819876	49.95%	Bhagalpur
7	Bhojpur	242	1246917	540443	43.34%	Bhojpur
8	Buxar	157	700156	315698	45.09%	Buxar
9	Darbhanga	251	1449459	733502	50.61%	Darbhanga
10	East Champaran	302	1163729	912962	78.45%	East Champaran
11	Gaya	317	2003136	1092588	54.54%	Gaya
12	Gopalganj	188	934859	461230	49.34%	Gopalganj
13	Jamui	125	508609	260211	51.16%	Jamui
14	Jehanabad	95	418538	182174	43.53%	Jehanabad
15	Kaimur	124	458272	276439	60.32%	Kaimur
16	Katihar	189	763901	594497	77.82%	Katihar
17	Khagaria	118	416850	272386	65.34%	Khagaria
18	Kishanganj	110	381307	297005	77.89%	Kishanganj
19	Lakhisarai	86	355463	163092	45.88%	Lakhisarai
20	Madhepura	125	421046	322061	76.49%	Madhepura
21	Madhubani	285	1048725	566187	53.99%	Madhubani
22	Munger	139	829689	277250	33.42%	Munger
23	Muzaffarpur	395	2227536	1666606	74.82%	Muzaffarpur
24	Nalanda	259	1224171	526844	43.04%	Nalanda
25	Nawada	146	611269	328382	53.72%	Nawada
26	Patna	967	15856345	7745067	48.85%	Patna
27	Purnea	235	875328	824513	94.19%	Purnea
28	Rohtas	244	1129297	599606	53.10%	Rohtas
29	Saharsa	107	507711	323364	63.69%	Saharsa
30	Samastipur	305	1230330	789109	64.14%	Samastipur
31	Saran	267	1496744	670922	44.83%	Saran
32	Sheikhpura	64	228496	115087	50.37%	Sheikhpura
33	Sheohar	47	123205	97355	79.02%	Sheohar
34	Sitamarhi	167	725499	454992	62.71%	Sitamarhi
35	Siwan	252	1414044	712655	50.40%	Siwan
36	Supaul	124	475500	323229	67.98%	Supaul
37	Vaishali	259	1266037	983750	77.70%	Vaishali
38	West Champaran	226	762484	610527	80.07%	West Champaran
TOTAL FOR BIHAR		7992	48022600	27020081	56.27%	
ADVANCES GRANTED TO UNITS FUNCTIONAL IN BIHAR BY BRANCHES OPERATING OUTSIDE THE STATE						
1	STATE BANK OF INDIA			231590		
2	INDIAN OVERSEAS BANK			12892		
	TOTAL ADVANCE GRANTED FROM OUTSIDE STATE			244482		
TOTAL FOR BIHAR		7992	48022600	27264563	56.77%	TOTAL FOR BIHAR

STATE LEVEL BANKERS' COMMITTEE BIHAR, PATNA
(CONVENOR- STATE BANK OF INDIA) FY: 2023-24
BANK WISE PERFORMANCE - DEPOSITS, ADVANCES & C:D RATIO AS ON 31.12.2023

Sl. No	BANK NAME	RURAL				SEMI URBAN				URBAN				TOTAL				O/S BIHAR	TOTAL ADV. INCL O/S BIHAR	CD RATIO	INVESTMENT	C:D RATIO	
		DEPOSIT		C:D RATIO		DEPOSIT		C:D RATIO		DEPOSIT		C:D RATIO		ADVANCE		C:D RATIO							
		ADVANCE	DEPOSIT	ADVANCE	DEPOSIT	ADVANCE	DEPOSIT	ADVANCE	DEPOSIT	ADVANCE	DEPOSIT	ADVANCE	DEPOSIT	ADVANCE	DEPOSIT	ADVANCE	DEPOSIT						
1	LEAD BANKS																						
2	STATE BANK OF INDIA	2527445	1034869	40.95	4908276	1997686	40.70	8316045	3080180	37.04	15751766	6112685	38.81	231550	6344275	40.28	5179011	73.16					
3	CENTRAL BANK OF INDIA	810957	440263	54.33	830224	349990	42.16	920878	329157	35.74	2561459	1119410	43.70	0	1119410	43.70	6153	43.94					
4	PUNJAB NATIONAL BANK	263622	661112	29.21	1423862	443289	31.02	1538845	945988	61.47	52131329	2050389	39.19	0	2050389	39.19	0	39.19					
5	CANARA BANK	348372	165109	47.39	472563	207210	43.85	1933506	1194900	61.80	2754441	1567219	56.90	0	1567219	56.90	45723	58.56					
6	UCO BANK	275869	149214	54.09	342741	135421	39.51	421023	17981	42.27	1039633	462616	44.50	0	462616	44.50	0	44.50					
7	BANK OF BARODA	379392	177754	46.98	557861	285978	51.26	930314	593956	63.84	1866567	1057088	56.66	0	1057088	56.66	0	56.66					
8	OTHER BANKS	269696	81758	30.31	333577	142050	42.58	1059668	351921	33.21	1662941	575729	34.62	0	575729	34.62	0	34.62					
9	BANK OF INDIA	753317	290769	38.50	818184	306327	37.45	1155036	502644	42.52	2728537	1099800	40.31	0	1099800	40.31	0	40.31					
10	BANK OF MAHARASHTRA	782	141492	18093.61	6158	11132	180.77	87170	134576	154.38	94110	287200	305.17	0	287200	305.17	0	305.17					
11	INDIAN BANK	402790	176802	43.89	424463	173701	40.92	1253476	704385	56.19	2080729	1054888	50.70	0	1054888	50.70	0	50.70					
12	INDIAN OVERSEAS BANK	15573	15711	100.89	35990	46824	130.10	263610	135952	51.57	315173	198487	62.98	12892	211379	67.07	0	67.07					
13	PUNJAB AND SIND BANK	100	136	136.00	278	4171	149.71	54420	27927	51.32	57306	32234	56.25	0	32234	56.25	0	56.25					
14	Total Public Sector Bank	8048315	3334989	41.44	10161685	4103789	40.38	17933391	8179567	45.61	36143991	15618345	43.21	244482	15862827	43.89	5230887	58.36					
15	PRIVATE BANKS	4199	2342	55.78	82813	35270	42.59	340332	206684	60.73	427344	244296	57.17	0	244296	57.17	0	57.17					
16	ICICI BANK	27656	67191	242.95	276476	264031	95.50	1502247	1256228	83.62	1806379	1587450	87.88	0	1587450	87.88	0	87.88					
17	FEDERAL BANK	0	0	0.00	24350	14255	58.54	46714	34792	74.48	71064	49047	69.02	0	49047	69.02	0	69.02					
18	JANMUL KASHMIR BANK	0	0	0.00	0	0	0.00	13634	2422	17.76	13634	2422	17.76	0	2422	17.76	0	17.76					
19	SOUTH INDIAN BANK	0	0	0.00	0	0	0.00	29889	1181	3.95	29889	1181	3.95	0	1181	3.95	0	3.95					
20	AXIS BANK	39638	55243	139.37	245582	289828	118.02	1129328	653497	57.87	1414548	998568	70.59	0	998568	70.59	0	70.59					
21	HDFC BANK	11675	8672	74.28	367272	463401	126.17	1704199	1493235	87.62	2083146	1965308	94.34	0	1965308	94.34	0	94.34					
22	KARNATAKA BANK	39948	661903	1656.91	9889	17687	178.86	302221	317802	105.16	352058	997392	283.30	0	997392	283.30	0	283.30					
23	KOTAK MAHINDRA	33331	93972	281.94	32324	100505	310.93	113371	87930	77.56	179026	282407	157.75	0	282407	157.75	0	157.75					
24	YES BANK	0	0	0.00	0	0	0.00	61812	64902	105.00	61812	64902	105.00	0	64902	105.00	0	105.00					
25	BANDHAN BANK	86755	316132	364.40	127937	355202	273.36	249074	205150	82.37	465766	876484	188.18	0	876484	188.18	0	188.18					
26	IRBL BANK	3892	101842	2616.70	0	0	0.00	10183	158081	1552.40	14075	259923	1846.70	0	259923	1846.70	0	1846.70					
27	IDFC FIRST BANK Ltd	547	17128	3131.26	2587	6137	241.90	82353	64768	78.65	85437	88033	103.04	0	88033	103.04	0	103.04					
28	Karur Vysya Bank	0	0	0.00	0	0	0.00	1574	1354	86.02	1574	1354	86.02	0	1354	86.02	0	86.02					
29	Total Private Sector Bank	247641	1324425	534.82	1171180	1546316	132.03	5590000	4350583	81.41	7008821	7421324	105.89	0	7421324	105.89	0	105.89					
30	Total COMM. BANKS	295956	4659414	56.16	11332865	5650105	49.86	23523991	12730150	54.12	43152812	23039669	53.39	244482	23284151	53.96	5230887	66.08					
31	CO-OPERATIVE BANKS	190995	153312	80.27	110314	77233	70.01	238817	354146	148.29	540126	584691	108.25	0	584691	108.25	391134	180.67					
32	STATE CO-OP. BANK	190995	153312	80.27	110314	77233	70.01	238817	354146	148.29	540126	584691	108.25	0	584691	108.25	391134	180.67					
33	Total Cooperative Bank	1464656	833887	56.93	570104	287660	50.46	305356	85521	28.01	2340116	1207068	51.58	0	1207068	51.58	0	51.58					
34	REGIONAL RURAL BANKS	1131086	872662	77.15	544676	443877	81.49	116616	43536	37.33	1792378	1360075	75.88	0	1360075	75.88	0	75.88					
35	DAKSHIN BIHAR GRAMIN BANK	2595742	1706549	65.74	114780	731537	65.62	421972	129057	30.58	4132494	2567143	62.12	0	2567143	62.12	0	62.12					
36	UTKARSH SFB	150	50083	33388.67	0	0	0.00	41810	63220	151.21	41960	113303	270.03	0	113303	270.03	0	270.03					
37	UJIVAN SFB	4316	176447	4088.21	11395	208745	1831.90	63051	81820	129.77	78762	467012	592.94	0	467012	592.94	0	592.94					
38	ESAF SFB	3074	13242	430.77	21823	81806	374.86	46702	96500	206.63	71599	191548	267.53	0	191548	267.53	0	267.53					
39	UNITY SFB	595	2462	413.78	358	342	95.53	3894	15574	399.95	4847	18378	379.16	0	18378	379.16	0	379.16					
40	Total Small Financial Bank	8135	276712	3401.50	33576	290993	866.37	155457	260973	167.87	197168	828578	420.24	0	828578	420.24	0	420.24					
41	TOTAL FOR BIHAR	11090828	6795987	61.28	12591535	6749768	53.61	24340237	13474326	55.36	48022600	27020081	56.27	244482	27264563	56.77	5622021	58.48					

STATE LEVEL BANKERS' COMMITTEE BIHAR, PATNA

(CONVENOR- STATE BANK OF INDIA) FY : 2023-24

OUTSTANDING AS ON 31.12.2023

Rs. in Lakhs												
SL. NO.	BANK NAME	TOTAL ADVANCES	PRIO SEC. ADV	% OF P S ADV	DRI ADVANCES	% OF DRI ADV	WEAKER SECTION ADV	% OF WEAK SEC ADV	HOUSING LOAN	% OF H/L	EDUCATION LOAN	% OF E/L
	LEAD BANKS											
1	STATE BANK OF INDIA	6112685	1965069	32.15	1	0.00	1704044	27.88	991200	16.22	67058	1.10
2	CENTRAL BANK OF INDIA	1119410	919873	82.17	566	0.05	180992	16.17	58168	5.20	20583	1.84
3	PUNJAB NATIONAL BANK	2050389	1170508	57.09	328	0.02	384195	18.74	331783	16.18	51427	2.51
4	CANARA BANK	1567219	590120	37.65	21652	1.38	237263	15.14	179405	11.45	25780	1.64
5	UCO BANK	462616	369040	79.77	1022	0.22	163422	35.33	65564	14.17	12113	2.62
6	BANK OF BARODA	1057688	888355	83.99	41	0.00	204425	19.33	154597	14.62	16004	1.51
7	UNION BANK OF INDIA	575729	395738	68.74	21	0.00	106541	18.51	68970	11.98	15997	2.78
	OTHER BANKS											
8	BANK OF INDIA	1099800	675545	61.42	154	0.01	232187	21.11	133066	12.10	15270	1.39
9	BANK OF MAHARASHTRA	287200	101450	35.32	0	0.00	0	0.00	23736	8.26	1556	0.54
10	INDIAN BANK	1054888	465261	44.11	1	0.00	113263	10.74	157737	14.95	15226	1.44
11	INDIAN OVERSEAS BANK	198487	168410	84.85	25	0.01	2102	1.06	50118	25.25	2135	1.08
12	PUNJAB AND SIND BANK	32234	25725	79.81	0	0.00	156	0.48	8575	26.60	476	1.48
	Total Public Sector Bank	15618345	7735094	49.53	23811	0.15	3328590	21.31	2222919	14.23	243625	1.56
	PRIVATE BANKS											
13	IDBI	244296	145758	59.66	0	0.00	50129	20.52	31576	12.93	1653	0.68
14	ICICI BANK	1587450	604006	38.05	0	0.00	87870	5.54	204016	12.85	9844	0.62
15	FEDERAL BANK	49047	27650	56.37	0	0.00	1821	3.71	2410	4.91	67	0.14
16	JAMMU KASHMIR BANK	2422	1336	55.16	0	0.00	0	0.00	527	21.76	90	3.72
17	SOUTH INDIAN BANK	1181	896	75.87	0	0.00	0	0.00	0	0.00	0	0.00
18	AXIS BANK	998568	344001	34.45	0	0.00	0	0.00	11155	1.12	178	0.02
19	HDFC BANK	1965308	857077	43.61	0	0.00	224270	11.41	156560	7.97	882	0.04
20	INDUSIND BANK	997392	796676	79.88	0	0.00	666217	66.80	0	0.00	0	0.00
21	KARNATAKA BANK	2557	1249	48.85	0	0.00	0	0.00	668	26.12	23	0.90
22	KOTAK MAHINDRA	282407	248753	88.08	0	0.00	209491	74.18	202	0.07	0	0.00
23	YES BANK	64902	28401	43.76	0	0.00	6545	10.08	0	0.00	0	0.00
24	BANDHAN BANK	876484	586354	66.90	0	0.00	0	0.00	27573	3.15	0	0.00
25	RBL BANK	259923	259395	99.80	0	0.00	251462	96.74	0	0.00	0	0.00
26	IDFC FIRST BANK Ltd	88033	50079	56.89	0	0.00	42001	47.71	113	0.13	0	0.00
27	Karur Vysya Bank	1354	1354	100.00	0	0.00	0	0.00	350	25.85	0	0.00
	Total Private Sector Bank	7421324	3952985	53.27	0	0.00	1539806	20.75	435150	5.86	12737	0.17
	Total COMM. BANKS	23039669	11688079	50.73	23811	0.10	4868396	21.13	2658069	11.54	256362	1.11
	CO-OPERATIVE BANKS											
28	STATE CO-OP. BANK	584691	558883	95.59	0	0.00	0	0.00	2185	0.37	0	0.00
	Total Cooperative Bank	584691	558883	95.59	0	0.00	0	0.00	2185	0.37	0	0.00
	REGIONAL RURAL BANKS											
29	DAKSHIN BIHAR GRAMIN BANK	1207068	1145286	94.88	0	0.00	768340	63.65	57249	4.74	14643	1.21
30	UTTAR BIHAR GRAMIN BANK	1360075	1305444	95.98	98	0.01	1062393	78.11	22771	1.67	6221	0.46
	Total Region Rural Bank	2567143	2450730	95.47	98	0.00	1830733	71.31	80020	3.12	20864	0.81
	SMALL FINANCE BANK											
31	JANA SFB	113303	106777	94.24	0	0.00	77009	67.97	3901	3.44	0	0.00
32	UTKARSH SFB	467012	466950	99.99	0	0.00	372305	79.72	4736	1.01	0	0.00
33	UJJIVAN SFB	191548	171424	89.49	0	0.00	118624	61.93	14490	7.56	0	0.00
34	ESAF SFB	18378	18009	97.99	0	0.00	16561	90.11	18	0.10	1	0.01
35	UNITY SFB	38337	28075	73.23	0	0.00	28059	73.19	0	0.00	0	0.00
	Total Small Financial Bank	828578	791235	95.49	0	0.00	612558	73.93	23145	2.79	1	0.00
	TOTAL FOR BIHAR	27020081	15488927	57.32	23909	0.09	7311687	27.06	2763419	10.23	277227	1.03

STATE LEVEL BANKERS' COMMITTEE BIHAR, PATNA												
(CONVENOR- STATE BANK OF INDIA)										FY : 2023-24		
OUTSTANDING AS ON 31.12.2023												
(Rs. In Lakh)												
SL. NO.	BANK NAME	TOTAL ADVANCES	PRIO SEC. ADV	% OF P S ADV	AGL ADV	% OF AGL ADV	MSME	% OF MSME ADV	OPS ADV	% OF OPS ADV	NPS ADV	% OF NPS ADV
	LEAD BANKS											
1	STATE BANK OF INDIA	6112685	1965069	32.15	702376	11.49	806933	13.20	455760	7.46	4147616	67.85
2	CENTRAL BANK OF INDIA	1119410	919873	82.17	555105	49.59	285630	25.52	79138	7.07	199537	17.83
3	PUNJAB NATIONAL BANK	2050389	1170508	57.09	530731	25.88	507517	24.75	132260	6.45	879881	42.91
4	CANARA BANK	1567219	590120	37.65	198810	12.69	302526	19.30	88784	5.67	977099	62.35
5	UCO BANK	462616	369040	79.77	176872	38.23	139824	30.22	52344	11.31	93576	20.23
6	BANK OF BARODA	1057688	888355	83.99	244260	23.09	485414	45.89	158681	15.00	169333	16.01
7	UNION BANK OF INDIA	575729	395738	68.74	149099	25.90	187014	32.48	59625	10.36	179991	31.26
	OTHER BANKS											
8	BANK OF INDIA	1099800	675545	61.42	272370	24.77	331800	30.17	71375	6.49	424255	38.58
9	BANK OF MAHARASHTRA	287200	101450	35.32	9812	3.42	31608	11.01	60030	20.90	185750	64.68
10	INDIAN BANK	1054888	465261	44.11	171580	16.27	261961	24.83	31720	3.01	589627	55.89
11	INDIAN OVERSEAS BANK	198487	168410	84.85	17231	8.68	46859	23.61	104320	52.56	30077	15.15
12	PUNJAB AND SIND BANK	32234	25725	79.81	917	2.84	15229	47.25	9579	29.72	6509	20.19
	Total Public Sector Bank	15618345	7735094	49.53	3029163	19.39	3402315	21.78	1303676	8.35	7883251	50.47
	PRIVATE BANKS											
13	IDBI	244296	145758	59.66	49173	20.13	63192	25.87	33393	13.67	98538	40.34
14	ICICI BANK	1587450	604006	38.05	124557	7.85	449678	28.33	29771	1.88	983444	61.95
15	FEDERAL BANK	49047	27650	56.37	8201	16.72	7622	15.54	11827	24.11	21397	43.63
16	JAMMU KASHMIR BANK	2422	1336	55.16	1	0.04	719	29.69	616	25.43	1086	44.84
17	SOUTH INDIAN BANK	1181	896	75.87	0	0.00	896	75.87	0	0.00	285	24.13
18	AXIS BANK	998568	344001	34.45	160915	16.11	171753	17.20	11333	1.13	654567	65.55
19	HDFC BANK	1965308	857077	43.61	275623	14.02	533298	27.14	48156	2.45	1108231	56.39
20	INDUSIND BANK	997392	796676	79.88	678209	68.00	118231	11.85	236	0.02	200716	20.12
21	KARNATAKA BANK	2557	1249	48.85	561	21.94	445	17.40	243	9.50	1308	51.15
22	KOTAK MAHINDRA	282407	248753	88.08	204461	72.40	30084	10.65	14208	5.03	33654	11.92
23	YES BANK	64902	28401	43.76	6634	10.22	21731	33.48	36	0.06	36501	56.24
24	BANDHAN BANK	876484	586354	66.90	122005	13.92	65273	7.45	399076	45.53	290130	33.10
25	RBL BANK	259923	259395	99.80	257690	99.14	156	0.06	1549	0.60	528	0.20
26	IDFC FIRST BANK Ltd	88033	50079	56.89	43291	49.18	6671	7.58	117	0.13	37954	43.11
27	Karur Vysya Bank	1354	1354	100.00	0	0.00	677	50.00	677	50.00	0	0.00
	Total Private Sector Bank	7421324	3952985	53.27	1931321	26.02	1470426	19.81	551238	7.43	3468539	46.73
	Total COMM. BANKS	23039669	11688079	50.73	4960484	21.53	4872741	21.15	1854854	8.05	11351590	49.27
	CO-OPERATIVE BANKS											
28	STATE CO-OP. BANK	584691	558883	95.59	517593	88.52	0	0.00	41290	7.06	25808	4.41
	Total Cooperative Bank	584691	558883	95.59	517593	88.52	0	0.00	41290	7.06	25808	4.41
	REGIONAL RURAL BANKS											
29	DAKSHIN BIHAR GRAMIN BANK	1207068	1145286	94.88	962092	79.70	112966	9.36	70228	5.82	61782	5.12
30	UTTAR BIHAR GRAMIN BANK	1360075	1305444	95.98	769071	56.55	518580	38.13	17793	1.31	54631	4.02
	Total Region Rural Bank	2567143	2450730	95.47	1731163	67.44	631546	24.60	88021	3.43	116413	4.53
	SMALL FINANCE BANK											
31	JANA SFB	113303	106777	94.24	63127	55.72	25446	22.46	18204	16.07	6526	5.76
32	UTKARSH SFB	467012	466950	99.99	277562	59.43	26846	5.75	162542	34.80	62	0.01
33	UJJIVAN SFB	191548	171424	89.49	125955	65.76	12610	6.58	32859	17.15	20124	10.51
34	ESAF SFB	18378	18009	97.99	14472	78.75	3030	16.49	507	2.76	369	2.01
35	UNITY SFB	38337	28075	73.23	16549	43.17	0	0.00	11526	30.06	10262	26.77
	Total Small Financial Bank	828578	791235	95.49	497665	60.06	67932	8.20	225638	27.23	37343	4.51
	TOTAL FOR BIHAR	27020081	15488927	57.32	7706905	28.52	5572219	20.62	2209803	8.18	11531154	42.68

STATE LEVEL BANKERS' COMMITTEE BIHAR, PATNA
(CONVENOR- STATE BANK OF INDIA) FY: 2023-24
DISTRICTWISE PERFORMANCE UNDER ANNUAL CREDIT PLAN AS ON 31.12.2023

S.N.	DISTRICT NAME	AGRICULTURE				MSME				O P S				TPS				N P S				GRAND TOTAL			
		TARGET	ACHIE	%ACH	TARGET	ACHIE	%ACH	TARGET	ACHIE	%ACH	TARGET	ACHIE	%ACH	TARGET	ACHIE	%ACH	TARGET	ACHIE	%ACH	TARGET	ACHIE	%ACH	TARGET	ACHIE	%ACH
1	Araria	170333	116558	68.43	180197	133241	73.94	57812	44956	77.76	408342	294755	72.18	108964	76875	70.55	517306	371630	71.84						
2	Arwal	62620	38804	62.17	62970	29825	47.36	11919	5688	47.55	137309	74297	54.11	37897	22118	58.36	175206	96415	55.03						
3	Aurangabad	209264	130345	62.93	192397	125547	65.19	41793	26683	54.27	443654	278575	62.79	111369	91005	81.71	555023	369580	66.59						
4	Banka	138984	84687	60.99	128024	57932	45.25	28935	18531	64.04	295943	161150	54.45	70438	47227	67.05	366381	208377	56.87						
5	Begusarai	292941	261175	89.16	272692	202278	74.18	60504	39036	64.52	626137	502489	80.25	160382	119612	74.58	786519	622101	79.10						
6	Bhagalpur	329827	151868	49.08	352870	232883	66.00	72661	48534	66.80	755358	443285	58.69	225222	181025	81.35	977880	624310	63.84						
7	Bhojpur	306665	182075	59.37	242964	126378	52.02	50481	41547	82.30	600110	350000	58.32	130020	89240	68.64	730130	439240	60.16						
8	Buxar	172983	102455	59.23	165651	84713	51.14	30286	17733	58.59	368900	204901	55.54	105260	47011	44.66	474160	251912	53.13						
9	Dnrbhanga	298212	180394	60.49	264298	217592	82.33	49461	47575	96.19	611971	445561	72.81	159612	123076	77.11	771583	568637	73.70						
10	East Champaran	335579	211485	63.02	319135	185488	58.12	80557	43210	53.64	735271	440183	59.87	209187	110996	53.06	944458	551179	59.36						
11	Gaya	379276	275859	72.73	384508	252547	65.68	65097	66957	102.86	828881	595363	71.83	338571	298409	88.14	1167452	893772	76.56						
12	Gopalganj	219567	156294	71.18	173790	90643	52.16	47487	24910	52.46	440844	271847	61.67	106125	107105	100.92	546969	378952	69.28						
13	Jamui	129686	69390	53.51	103602	45433	43.85	27812	16985	61.07	261100	131808	50.48	61112	36040	58.97	322212	167848	52.09						
14	Jehanabad	115507	53975	46.73	111763	65776	58.85	18381	9930	54.02	245651	129681	52.79	70326	50695	72.09	315977	180376	57.09						
15	Kaimur	128886	101295	78.59	128945	74278	57.60	29145	11744	40.30	286976	187317	65.27	75930	30770	40.52	362906	218087	60.09						
16	Katihar	198313	155402	78.36	221468	166096	75.00	60507	38177	63.10	480288	399675	74.89	141074	74379	52.72	621362	434054	69.86						
17	Khagaria	121722	88215	72.47	116235	55809	48.01	31260	19626	62.78	269217	163650	60.79	70643	40121	56.79	339860	203771	59.96						
18	Kishanganj	110837	68723	62.00	118520	68893	58.13	41239	26277	63.72	270596	163893	60.57	70624	44735	63.34	341220	208628	61.14						
19	Lakhisarai	84617	52645	62.22	76397	34251	44.83	17990	12419	69.03	179004	99315	55.48	45601	26293	57.66	224605	125608	55.92						
20	Madhepura	125430	107147	85.42	128571	53041	41.25	35362	27688	78.30	289363	187876	64.93	90253	41209	45.66	379616	229085	60.35						
21	Madhubani	328904	207729	63.16	262234	142861	54.48	56266	26432	46.98	647404	377072	58.24	153951	64340	41.79	801355	441362	55.08						
22	Munger	144574	65520	45.32	142225	57441	40.39	32313	21688	67.12	319112	144649	45.33	80505	48223	55.75	405617	192872	47.55						
23	Muzaffarpur	533667	309221	57.94	485485	414046	85.29	96939	124472	128.40	1116091	847739	75.96	407838	518322	127.09	1523929	1366061	89.64						
24	Nalanda	285608	132007	46.22	232727	132293	56.84	52166	30542	58.55	570501	294842	51.68	133786	89567	66.95	704287	384409	54.58						
25	Nawada	153103	106739	69.72	124122	72776	58.62	30410	19776	65.03	307635	203791	66.24	67434	49165	72.91	375069	252956	67.44						
26	Patna	1404392	684789	48.76	1530532	1444050	94.35	249711	225382	90.26	3184635	2354221	73.92	1296582	2272243	175.25	4481217	4626464	103.24						
27	Purnea	281070	162583	57.84	272197	167791	61.61	52860	48798	66.03	627171	443922	70.78	169180	87730	51.86	796351	531652	66.76						
28	Rohtas	263139	169824	64.54	240183	167791	73.61	8147	8954	109.91	556182	372460	66.97	136450	70576	51.72	692632	443036	63.96						
29	Saharsa	112242	74769	66.61	116685	73111	62.66	28271	16138	57.08	257198	164018	63.77	80896	40841	50.49	338094	204859	60.59						
30	Samastipur	320038	268328	83.84	306151	186572	60.92	69945	41246	58.97	696234	496146	71.26	178403	130008	72.87	874637	626154	71.59						
31	Saran	317812	186701	58.75	290778	156169	53.71	74508	45882	61.58	681098	388752	56.91	168497	122422	72.66	851595	511174	60.03						
32	Sheikhpura	65399	39784	60.83	60326	41208	68.31	12920	6497	50.29	138645	87489	63.10	35681	18247	51.44	174326	105736	60.65						
33	Sheohar	54733	37973	69.38	50992	23658	46.40	8147	8954	109.91	113872	70585	61.99	30024	17306	57.64	143896	87891	61.08						
34	Sitamarhi	192771	130491	67.69	175428	117100	67.10	37157	20399	54.90	404452	267990	66.26	103938	62612	60.24	508390	330602	65.03						
35	Siwan	347574	268794	77.33	256028	144440	56.42	63666	37172	58.39	667268	450406	67.50	149483	150198	100.48	816751	600604	73.54						
36	Supaul	123668	78201	63.23	138438	76799	55.48	32056	11904	37.14	294162	166904	56.74	90871	36868	40.57	385033	203772	52.92						
37	Vaishali	302418	428867	141.81	256217	181170	61.16	68538	40139	58.56	667173	650176	97.45	185214	107543	58.06	852387	757719	88.89						
38	West Champaran	252839	161292	63.79	222859	140346	62.98	53554	26430	49.35	529252	328068	61.99	139357	71032	50.97	668609	399100	59.69						
	TOTAL FOR BIHAR	9415000	6112403	64.92	8948000	6120516	68.40	1952000	1361882	69.77	20315000	13594801	66.92	6000000	5615184	93.59	26315000	19209985	73.00						

STATE LEVEL BANKIERS' COMMITTEE BIHAR, PATNA
(CONVENOR - STATE BANK OF INDIA) FY: 2023-24
NON PRIORITY SECTOR LENDING

BANK WISE PERFORMANCE : ANNUAL CREDIT PLAN AS ON 31.12.2023

Rs. in Lakh

Sl	BANK NAME	AGRICULTURE		MISME		EDUCATION		HOUSING		PERSONAL LOAN		OTHERS		TOTAL	
		TARGET	ACHIE	TARGET	ACHIE	TARGET	ACHIE	TARGET	ACHIE	TARGET	ACHIE	TARGET	ACHIE	TARGET	ACHIE
	LEAD BANKS														
1	STATE BANK OF INDIA	0	52682	0	0	13780	4187	3038	138223	251.20	358474	896682	250.14	951469	1378747
2	CENTRAL BANK OF INDIA	0	0	0	0	3584	0	0	14130	0.00	93216	31294	35.72	247582	358512
3	PUNJAB NATIONAL BANK	0	374996	0	0	6668	437	6.55	26926	84.49	173344	18578	10.72	459749	666687
4	CANARA BANK	0	0	0	0	2581	0	0.00	10317	137.17	67072	0	0.00	177995	357547
5	UCO BANK	0	0	0	0	803	0	0.00	3930	261.65	21015	949	4.52	53637	118848
6	BANK OF BARODA	0	0	0	0	1550	258	16.65	6149	28.38	40320	20220	50.15	107049	130141
7	UNION BANK OF INDIA	0	25	0	0	1517	1317	86.82	3032	49.74	39600	18931	47.81	106968	154181
	OTHER BANKS														
8	BANK OF INDIA	0	0	0	0	1839	400	21.75	7432	169.94	47925	24157	50.41	127160	164326
9	BANK OF MAHARASHTRA	0	0	0	0	924	0	0.00	3232	0.00	23983	0	0.00	61855	168863
10	INDIAN BANK	0	1521	0	0	4475	458	10.23	17857	118.13	116408	63550	56.14	308965	447705
11	INDIAN OVERSEAS BANK	0	0	0	0	283	115	40.64	1110	55.86	7357	8250	112.44	19484	28214
12	PUNJAB AND SIND BANK	0	0	0	0	32	45	140.63	301	188.37	729	122	16.74	1732	2794
	Total Public Sector Bank	0	429224	0	0	30036	7217	18.97	151935	147.09	989423	1086533	109.81	2623645	3803039
	PRIVATE BANKS														
13	IDBI	0	0	0	0	435	130	29.89	2160	371.64	11500	1385	11.78	28785	42980
14	ICICI BANK	0	0	0	0	5953	2729	45.84	23869	202.79	154866	87703	56.63	353283	442071
15	FEDERAL BANK	0	0	0	0	148	9	6.04	583	125.22	3840	639	16.64	10214	14766
16	JAMMU KASHMIR BANK	0	0	0	0	13	60	461.54	52	0.00	398	250	73.96	896	1299
17	SOUTH INDIAN BANK	0	0	0	0	11	0	0.00	43	0.00	279	0	0.00	740	958
18	AXIS BANK	0	0	0	0	1130	0	0.00	4333	0.00	29437	0	0.00	78040	113120
19	HDFC BANK	0	4106	0	0	5944	33	0.56	23772	18805	154483	163396	105.77	377177	546695
20	INDUSIND BANK	0	0	0	0	1384	0	0.00	5964	0.00	35248	0	0.00	90285	19661
21	KARNATAKA BANK	0	0	0	0	124	0	0.00	49	916.33	316	97	30.70	837	748
22	KOTAK MAHINDRA	0	0	0	0	5859	0	0.00	23435	0.00	3258	17062	523.70	8625	12517
23	YES BANK	0	0	0	0	2188	0	0.00	6531	78.54	56942	3668	6.44	144897	198443
24	BANDHAN BANK	0	468	0	0	99	0	0.00	396	0.00	11584	0	0.00	6842	938
25	IDFC FIRST BANK Ltd	0	0	0	0	446	0	0.00	782	0.00	11584	0	0.00	8464	40484
26	Kanur Vysya Bank	0	1	0	0	23717	2961	12.48	55160	81829	616984	280481	45.46	1396280	2132141
27	Total Private Sector Bank	0	433799	0	0	61753	10178	16.48	247095	124.29	1606407	1387024	85.10	4019925	5935180
	Total COMM. BANKS	0	433799	0	0	61753	10178	16.48	247095	124.29	1606407	1387024	85.10	4019925	5935180
	CO-OPERATIVE BANKS														
28	STATE CO-OP. BANK	0	0	0	0	12	0	0.00	65	464.62	425	972	228.71	1133	16513
	Total Cooperative Bank	0	0	0	0	12	0	0.00	65	464.62	425	972	228.71	1133	16513
	REGIONAL RURAL BANKS														
29	DAKSHIN BIHAR GRAMIN BANK	0	0	0	0	49	0	0.00	202	0.00	1267	1513	119.42	3558	9634
30	UTTAR BIHAR GRAMIN BANK	0	0	0	0	354	0	0.00	1409	1742	9206	2497	27.12	24429	198443
	Total Regional Rural Bank	0	0	0	0	403	0	0.00	1611	1742	10473	4010	38.29	27797	41973
	SMALL FINANCE BANK														
31	JANA SFB	0	0	0	0	1	0	0.00	41	2934.63	67	0	0.00	7971	2909
32	UTKARSH SFB	0	0	0	0	6	0	0.00	20	0.00	20	0	0.00	219	2931
33	LUJIVAN SFB	0	0	0	0	81	0	0.00	366	3697	1010.11	2161	88	11632	14300
34	ESAF SFB	0	0	0	0	0	0	0.00	9	0.00	72	507	704.17	189	0
35	UNITY SFB	0	1	0	0	88	0	0.00	422	4892	1159.24	2320	595	2007-	22901
	Total Small Financial Bank	0	1	0	0	88	0	0.00	422	4892	1159.24	2320	595	2007-	22901
	TOTAL FOR BIHAR	0	433800	0	0	62256	10178	16.35	249193	136.02	1619625	1372601	84.75	4068925	5615184

STATE LEVEL BANKERS' COMMITTEE BIHAR, PATNA									
(CONVENOR- STATE BANK OF INDIA) FY : 2023-24									
BANK WISE ACHIEVEMENT UNDER ANNUAL CREDIT PLAN AS ON : 31.12.2023									
									(Rs. In Lakh)
SL	BANK NAME	Weakr Sect.	WOMEN	SC	ST	OBC	MINORITY	EXSER	HANDICAP
LEAD BANKS									
1	STATE BANK OF INDIA	508531	158929	68390	5680	184007	35890	21942	1752
2	CENTRAL BANK OF INDIA	36206	37601	6327	861	3714	1029	38	76
3	PUNJAB NATIONAL BANK	18972	16688	1213	267	8460	3317	39	295
4	CANARA BANK	45243	33304	17764	7833	11112	2162	335	181
5	UCO BANK	69386	186	529	128	35576	0	0	0
6	BANK OF BARODA	20594	1792	1424	117	3110	901	0	0
7	UNION BANK OF INDIA	23333	12419	1122	32	14014	3510	1925	578
OTHER BANKS									
8	BANK OF INDIA	123880	79735	5843	814	57037	14004	0	154
9	BANK OF MAHARASHTRA	74	74	544	47	37	909	0	0
10	INDIAN BANK	19874	7884	16843	1035	25016	26154	0	0
11	INDIAN OVERSEAS BANK	11037	54577	7115	2086	15435	4374	8379	7108
12	PUNJAB AND SIND BANK	27	1913	156	16	177	178	0	0
Total Public Sector Bank		877157	405102	127270	18916	357695	92428	32658	10144
PRIVATE BANKS									
13	IDBI	6146	5636	961	141	6343	1248	0	0
14	ICICI BANK	44755	180505	1885	334	38	20550	0	0
15	FEDERAL BANK	31	89	23	18	62	0	0	0
16	JAMMU KASHMIR BANK	4	2	1	1	1	1	0	0
17	SOUTH INDIAN BANK	1	1	1	1	1	1	1	1
18	AXIS BANK	139697	1	1	10	1	1	0	0
19	HDFC BANK	138511	109935	343	24	104795	5127	0	0
20	INDUSIND BANK	582475	10383	190868	72462	2452	157209	0	0
21	KARNATAKA BANK	4	2	1	1	1	1	0	0
22	KOTAK MAHINDRA	155044	96779	8950	2752	1	1273	0	0
23	YES BANK	6315	1	159	1	1	324	0	0
24	BANDHAN BANK	5820	605915	39836	4503	1	1	1	1
25	RBL BANK	174642	170861	26351	3060	138028	41640	0	0
26	IDFC FIRST BANK Ltd	37134	37380	5444	998	26286	5892	0	0
27	Karur Vysya Bank	1	30	1	1	5	0	0	0
Total Private Sector Bank		1290580	1217520	274825	84307	278016	233268	2	2
Total COMM. BANKS		2167737	1622622	402095	103223	635711	325696	32660	10146
CO-OPERATIVE BANKS									
28	STATE CO-OP. BANK	31662	10554	18997	4222	14776	6332	0	0
Total Cooperative Bank		31662	10554	18997	4222	14776	6332	0	0
REGIONAL RURAL BANKS									
29	DAKSHIN BIHAR GRAMIN BANK	103107	14721	3414	288	63494	14117	0	0
30	UTTAR BIHAR GRAMIN BANK	869124	121466	150092	100782	547895	98741	11755	0
Total Region Rural Bank		972231	136187	153506	101070	611389	112858	11755	0
SMALL FINANCE BANK									
31	JANA SFB	50649	51567	5875	1742	18041	12794	0	0
32	UTKARSH SFB	275978	275978	40670	5881	151788	15921	0	0
33	UJJIVAN SFB	82829	107994	18239	4920	64619	15728	0	0
34	ESAF SFB	12655	12655	1347	392	5400	3667	0	0
35	UNITY SFB	22897	31394	2945	1357	11338	5096	0	0
Total Small Financial Bank		445008	479588	69076	14292	251186	53206	0	0
TOTAL FOR BIHAR		3616638	2248951	643674	222807	1513062	498092	44415	10146

STATE LEVEL BANKERS' COMMITTEE BIHAR, PATNA									
(CONVENOR- STATE BANK OF INDIA) : FY - 2023-24									
DISTRICTWISE PERFORMANCE UNDER ANNUAL CREDIT PLAN AS ON 31.12.2023									
(Rs. In lakh)									
SL	DISTRICT NAME	WEAKER SECTION	WOMEN	SC	ST	OBC	MINORITY	EXSER	HANDICAP
1	Araria	89489	69099	9717	4277	32611	15072	407	68
2	Arwal	6840	7343	1799	243	3344	844	91	89
3	Aurangabad	30049	26556	6378	969	15212	4247	12	69
4	Banka	34803	20633	2507	835	19515	1541	217	155
5	Begusarai	72185	67744	7501	1227	31171	6945	602	119
6	Bhagalpur	59218	65186	5403	1549	28146	7612	378	281
7	Bhojpur	55311	31459	13963	4641	14356	9089	212	101
8	Buxar	19289	21023	3325	743	7874	1788	122	92
9	Darbhanga	149684	81706	22092	10384	63207	15886	1284	227
10	East Champaran	135449	88378	19547	9929	75935	14836	1194	192
11	Gaya	135068	71708	31971	10700	26897	24308	778	844
12	Gopalganj	113494	58058	16863	7791	50057	8685	788	46
13	Jamui	27646	23581	5143	1319	11717	1545	2	27
14	Jehanabad	9494	10985	2182	404	4783	1890	122	64
15	Kaimur	20791	16847	4214	895	10710	1730	54	2
16	Katihar	81392	73717	10537	4763	28116	10597	494	23
17	Khagaria	31913	28819	2276	730	14963	1266	171	73
18	Kishanganj	33008	44697	8220	3050	16267	7096	369	21
19	Lakhisarai	11035	15378	2065	515	5533	774	51	29
20	Madhepura	104583	45859	10284	4231	37993	10756	399	17
21	Madhubani	263780	58174	20744	12796	78258	16161	1634	326
22	Munger	25056	18091	2120	673	9353	1418	18	17
23	Muzaffarpur	193346	139377	30520	11314	105861	27726	1495	416
24	Nalanda	30100	33030	7255	1100	14726	5241	294	359
25	Nawada	20571	25045	4700	808	9213	2526	326	308
26	Patna	467248	486242	116351	19340	321527	97916	24421	4447
27	Purnea	84134	90844	12188	5966	44809	17175	705	203
28	Rohtas	34925	32408	6441	1200	16987	4212	132	81
29	Saharsa	51058	34132	7907	4177	29638	5417	305	6
30	Samastipur	87702	77036	11880	1875	53766	10182	494	230
31	Saran	150793	110727	21790	8970	64973	11225	984	91
32	Sheikhpura	8250	7656	2190	332	2747	567	26	3
33	Sheohar	20294	6635	3298	1851	10891	1730	296	48
34	Sitamarhi	180722	39333	10695	5238	40515	7912	588	45
35	Siwan	225125	77441	51785	22691	67969	40301	1035	78
36	Supaul	47836	28854	8087	4284	27721	5941	409	9
37	Vaishali	372796	64147	108674	42428	50298	79921	1004	132
38	West Champaran	132161	51003	31052	8569	65403	16014	2502	808
	TOTAL FOR BIHAR	3616638	2248951	643674	222807	1513062	498092	44415	10146

STATE LEVEL BANKERS' COMMITTEE BIHAR, PATNA				
(CONVENOR- STATE BANK OF INDIA) : FY - 2023-24				
LENDING TO MINORITY COMMUNITIES				
AS ON DEC. 2023				
(Rs. In Lakh)				
SL. No.	Minority Concentrated Districts in Bihar	Priority Sector Advance (A) (Disbursed)	Out of (A) Total Advances to Minority	%age Share of Minority Advance
		Amt.	Amt.	Amt.
1	Araria	294755	15072	5.11
2	Arwal	74297	844	1.14
3	Aurangabad	278575	4247	1.52
4	Banka	161150	1541	0.96
5	Begusarai	502489	6945	1.38
6	Bhagalpur	443285	7612	1.72
7	Bhojpur	350000	9089	2.60
8	Buxar	204901	1788	0.87
9	Darbhanga	445561	15886	3.57
10	East Champaran	440183	14836	3.37
11	Gaya	595363	24308	4.08
12	Gopalganj	271847	8685	3.19
13	Jamui	131808	1545	1.17
14	Jehanabad	129681	1890	1.46
15	Kaimur	187317	1730	0.92
16	Katihar	359675	10597	2.95
17	Khagaria	163650	1266	0.77
18	Kishanganj	163893	7096	4.33
19	Lakhisarai	99315	774	0.78
20	Madhepura	187876	10756	5.73
21	Madhubani	377022	16161	4.29
22	Munger	144649	1418	0.98
23	Muzaffarpur	847739	27726	3.27
24	Malanda	294842	5241	1.78
25	Nawada	203791	2526	1.24
26	Patna	2354221	97916	4.16
27	Purnea	443922	17175	3.87
28	Rohtas	372460	4212	1.13
29	Saharsa	164018	5417	3.30
30	Samastipur	496146	10182	2.05
31	Saran	388752	11225	2.89
32	Sheikhpura	87489	567	0.65
33	Sheohar	70585	1730	2.45
34	Sitamarhi	267990	7912	2.95
35	Siwan	450406	40301	8.95
36	Supaul	166904	5941	3.56
37	Vaishali	650176	79921	12.29
38	West Champaran	328068	16014	4.88
	TOTAL FOR BIHAR	13594801	498092	3.66

STATE LEVEL BANKERS' COMMITTEE BIHAR, PATNA														
[CONVENOR - STATE BANK OF INDIA] FY : 2023-24														
NON PERFORMING ASSETS IN VARIOUS SECTOR & WRITTEN OFF AS ON 31.12.2023														
(Amount In Rs. Lakhs)														
SL. NO.	NAME OF BANKS	1		2		3		4		5		6		WRITTEN OFF ADVANCE
		TOTAL O/S	%AGE	TOTAL NPA	%AGE	TOTAL O/S	%AGE	TOTAL NPA	%AGE	TOTAL O/S	%AGE	TOTAL NPA	%AGE	
	LEAD BANKS													
1	STATE BANK OF INDIA	702376	20.63	806933	2.80	455760	0.80	1965069	17.150	4147616	13507	6112685	0.33	184657
2	CENTRAL BANK OF INDIA	555105	16.311	285630	15.81	79138	14.00	919873	21.9538	199537	6445	1119410	9.23	225983
3	PUNJAB NATIONAL BANK	530731	23.2945	84773	16.70	132260	10.78	1170508	33.1978	879881	860	2050389	0.10	332838
4	CANARA BANK	198810	36.498	302526	27.061	88784	8.31	590120	12.02	977099	709	1567219	0.07	71644
5	UCO BANK	176872	53.052	139824	18.000	52344	3.43	369040	7.2835	93576	990	73825	1.06	462616
6	BANK OF BARODA	244260	26.518	485414	29.99	158681	3.51	888355	62.121	169333	5987	1057688	3.54	68108
7	UNION BANK OF INDIA	149099	44.31	187114	31.88	59625	5.31	395738	7.1084	179991	8280	575729	4.60	79364
8	OTHER BANKS	272370	59.915	43865	13.22	71375	26.68	675545	15.76	424255	4759	1099800	1.12	111207
9	BANK OF MAHARASHTRA	9812	1.74	31608	1.687	60030	0.61	101450	2.226	185750	129	287200	0.02	2355
10	INDIAN BANK	171580	75.976	261961	46.47	31720	38.98	465261	12.29	589627	5994	1054888	1.07	132515
11	INDIAN OVERSEAS BANK	17231	28.90	46859	59.09	104320	9.75	168410	9.774	30077	803	198487	2.67	10577
12	PUNJAB AND SIND BANK	917	95	15229	898	5979	11.08	25725	21.01	6509	924	32234	14.20	3025
	Total Public Sector Bank	3029163	84.1018	349748	10.28	1303616	5.945	7735094	12.46711	7883251	49387	15618345	0.63	1296098
	PRIVATE BANKS													
13	IDBI	49173	56.21	63192	9.87	33393	6.65	145758	12.522	859	98538	1364	244296	13886
14	ICICI BANK	124557	57.07	449678	45.57	29771	4.09	604006	10.673	177	983444	15020	1587450	25693
15	FEDERAL BANK	8201	31	7672	53	11827	47	27650	131	0.47	21397	343	49047	474
16	JAMMU KASHMIR BANK	1	0	719	28	389	616	2	0.32	1336	30	225	0.00	30
17	SOUTH INDIAN BANK	0	0	896	0	0	0	896	0	0.00	285	0	0.00	0
18	AXIS BANK	160915	78.45	171753	36.42	13333	5.83	344001	12.070	351	654567	3204	998568	15274
19	HDFC BANK	278623	70.39	532348	61.67	48156	13.25	857077	14.531	1.70	1108231	16560	1965308	31091
20	INDUSIND BANK	678209	18.60	118231	16.77	236	0	796676	35.37	0.44	200716	3841	997392	7378
21	KARNATAKA BANK	561	2	445	25	562	243	1249	48	3.84	1308	85	2557	133
22	KOTAK MAHINDRA	204461	41.56	30084	5.15	14208	0	248753	46.71	1.88	33654	466	282407	5137
23	YES BANK	6634	7	21731	104	36	9	25.00	28401	120	36501	677	64902	797
24	BANDHAN BANK	122005	27	65273	61.22	938	39.9076	586354	64.91	1.11	290130	5076	876484	12467
25	RBL BANK	257690	34.22	156	0	1549	54	349	25.9395	3476	528	259923	3480	134
26	IDFC FIRST BANK Ltd	43291	49	6671	224	117	0	50079	273	0.55	37954	484	88033	757
27	Karur Vysya Bank	0	0	677	0	0	0	1354	3	0.22	0	1354	3	0
	Total Private Sector Bank	1931321	35.766	1470426	29.950	551238	34.60	3952985	68.576	1.73	3468339	48024	7421324	115600
	Total COMM. BANKS	4960484	87.684	4872741	7.73	1854854	59.405	11688079	13.5287	11.25	11351590	97411	23039669	3412698
	CO-OPERATIVE BANKS													
28	STATE CO-OP. BANK	517593	35.256	6.81	0	41290	0	558883	35.256	6.31	25808	0	584691	35256
	Total Cooperative Bank	517593	35.256	6.81	0	41290	0	558883	35.256	6.31	25808	0	584691	35256
	REGIONAL RURAL BANKS													
29	DAKSHIN BIHAR GRAMIN BANK	962092	38.5003	40.02	112966	70228	17981	25.60	1145286	45.9682	39.61	61782	1930	1207068
30	UTTAR BIHAR GRAMIN BANK	769071	15.2432	58580	58.719	17993	5856	32.91	1305444	217007	16.62	54631	2078	1360075
	Total Region Rural Bank	1731163	53.7435	31.04	631546	109417	23837	27.08	2450730	670689	27.37	116413	4008	674697
	SMALL FINANCE BANK													
31	JANA SFB	63127	868	25446	151	18204	721	3.96	106777	1740	1.63	6526	96	113303
32	UTKARSH SFB	277562	9998	3.60	26846	162542	4686	2.88	466950	15173	3.25	62	10	467012
33	LUJIVAN SFB	125955	615	0.49	12610	32859	151	0.46	171424	778	0.45	20124	131	191548
34	ESAF SFB	14472	280	1.93	3030	507	22	4.34	18009	508	2.82	369	0	18378
35	UNITY SFB	16549	141	0.85	0	11526	221	1.92	28075	362	1.29	10262	16	38337
	Total Small Financial Bank	497665	11.902	2.39	67942	225638	5801	2.57	791235	18561	2.35	37343	253	828578
	TOTAL FOR BIHAR	7706905	1461377	18.36	5572219	489373	89043	4.03	15488927	2039793	13.17	11531154	101672	27020081

STATE LEVEL BANKERS' COMMITTEE BIHAR, PATNA

(CONVENOR- STATE BANK OF INDIA) FY : 2023-24

INFORMATION REGARDING CERTIFICATE CASE FILED BY BANKS as on 31.12.2023

(Rs. In Lakh)

SL. NO.	Bank Name	No of cases pending As On 30.09.2023		No of cases filed during the quarter Dec. 2023		No of Cases disposed during the quarter Dec. 2023		No of Cases pending as at the end of the quarter Dec. 2023	
		No	Amt	No	Amt	No	Amt	No	Amt
	LEAD BANKS								
1	STATE BANK OF INDIA	568427	395547	652	469	489	332	568590	395684
2	CENTRAL BANK OF INDIA	52489	43855	1980	773	63	290	54406	44338
3	PUNJAB NATIONAL BANK	18683	11326	0	0	0	0	18683	11326
4	CANARA BANK	65213	54952	19	14	0	0	65232	54966
5	UCO BANK	37162	63615	0	0	0	0	37162	63615
6	BANK OF BARODA	908	2504	3359	3991	192	274	4075	6221
7	UNION BANK OF INDIA	1204	570	0	0	0	0	1204	570
	OTHER BANKS								
8	BANK OF INDIA	17089	13241	657	1114	410	664	17336	13691
9	BANK OF MAHARASHTRA	1603	4703	0	0	0	0	1603	4703
10	INDIAN BANK	7286	10550	15	0	27	0	7274	10550
11	INDIAN OVERSEAS BANK	536	1315	0	0	0	0	536	1315
12	PUNJAB AND SIND BANK	440	732	0	0	0	0	440	732
	Total Public Sector Bank	771040	602910	6682	6361	1181	1560	776541	607711
	PRIVATE BANKS								
13	IDBI	862	1795	45	93	283	672	624	1216
14	ICICI BANK	0	0	0	0	0	0	0	0
15	FEDERAL BANK	3	1	0	0	0	0	3	1
16	JAMMU KASHMIR BANK	0	0	0	0	0	0	0	0
17	SOUTH INDIAN BANK	0	0	0	0	0	0	0	0
18	AXIS BANK	0	0	0	0	0	0	0	0
19	HDFC BANK	0	0	0	0	0	0	0	0
20	INDUSIND BANK	0	0	0	0	0	0	0	0
21	KARNATAKA BANK	0	0	0	0	0	0	0	0
22	KOTAK MAHINDRA	0	0	0	0	0	0	0	0
23	YES BANK	0	0	0	0	0	0	0	0
24	BANDHAN BANK	0	0	0	0	0	0	0	0
25	RBL BANK	0	0	0	0	0	0	0	0
26	IDFC FIRST BANK Ltd	0	0	0	0	0	0	0	0
27	Karur Vysya Bank	0	0	0	0	0	0	0	0
	Total Private Sector Bank	865	1796	45	93	283	672	627	1217
	Total COMM. BANKS	771905	604706	6727	6454	1464	2232	777168	608928
	CO-OPERATIVE BANKS								
28	STATE CO-OP. BANK	15401	14684	1562	758	58	176	16905	15266
	Total Cooperative Bank	15401	14684	1562	758	58	176	16905	15266
	REGIONAL RURAL BANKS								
29	DAKSHIN BIHAR GRAMIN BANK	78771	120545	4078	7574	1766	2470	81083	125649
30	UTTAR BIHAR GRAMIN BANK	16606	32344	2463	6192	567	1188	18502	37348
	Total Region Rural Bank	95377	152889	6541	13766	2333	3658	99585	162997
	SMALL FINANCE BANK								
31	JANA SFB	0	0	0	0	0	0	0	0
32	UTKARSH SFB	0	0	0	0	0	0	0	0
33	UJJIVAN SFB	0	0	0	0	0	0	0	0
34	ESAF SFB	0	0	0	0	0	0	0	0
35	UNITY SFB	0	0	0	0	0	0	0	0
	Total Small Financial Bank	0	0	0	0	0	0	0	0
	TOTAL FOR BIHAR	882683	772279	14830	20978	3855	6066	893658	787191

STATE LEVEL BANKERS' COMMITTEE BIHAR, PATNA									
(CONVENOR- STATE BANK OF INDIA) FY : 2023-24									
INFORMATION REGARDING CERTIFICATE CASE FILED BY BANKS Districtwise as on 31.12.2023									
(Amt in Rs.Lacs)									
SL. NO.	District Name	No of cases pending as on 31.12.2023		No of cases filed during the quarter ended December 2023		No of Cases disposed during the quarter ended December 2023		No of Cases pending as at the end of the quarter ended September 2019	
		No	Amt	No	Amt	No	Amt	No	Amt
1	Araria	13794	21065	925	1518	268	240	14451	22343
2	Arwal	5129	7132	213	415	63	92	5279	7455
3	Aurangabad	12535	11823	498	676	236	395	12797	12104
4	Banka	57057	59816	797	656	230	253	57624	60219
5	Begusarai	46990	23968	332	658	274	296	47048	24330
6	Bhagalpur	57320	65217	371	397	92	150	57599	65464
7	Bhojpur	29775	25538	1308	815	71	91	31012	26262
8	Buxar	25140	21417	561	969	151	246	25550	22140
9	Darbhanga	6544	5308	136	342	19	22	6661	5628
10	East Champaran	14949	13092	241	365	55	149	15135	13308
11	Gaya	46989	7825	323	287	24	24	47288	8088
12	Gopalganj	28408	19344	675	825	69	116	29014	20053
13	Jamui	30935	25891	261	425	22	24	31174	26292
14	Jehanabad	8639	6244	91	64	0	0	8730	6308
15	Kaimur	18753	18869	369	568	44	110	19078	19327
16	Katihar	14815	24786	394	741	65	279	15144	25248
17	Khagaria	12973	24208	289	497	38	54	13224	24651
18	Kishanganj	7650	6350	544	919	125	485	8069	6784
19	Lakhisarai	13304	24098	223	356	46	52	13481	24402
20	Madhepura	5563	6723	331	265	405	344	5489	6644
21	Madhubani	13418	8474	39	79	23	43	13434	8510
22	Munger	16781	22737	279	274	122	140	16938	22871
23	Muzaffarpur	31324	17962	1050	1494	44	66	32330	19390
24	Nalanda	32067	16306	725	1394	79	167	32713	17533
25	Nawada	16611	9532	333	505	27	33	16917	10004
26	Patna	35844	53811	811	1203	158	237	36497	54777
27	Purnea	7958	7736	546	2215	51	180	8453	9771
28	Rohtas	14471	33213	339	473	71	136	14739	33550
29	Saharsa	9050	12824	121	168	81	152	9090	12840
30	Samastipur	32863	20516	45	32	199	280	32709	20268
31	Saran	30517	43613	115	157	41	69	30591	43701
32	Sheikhpura	31101	21638	122	113	142	184	31081	21567
33	Sheohar	9368	5108	280	117	11	23	9637	5202
34	Sitamarhi	36556	17198	223	207	23	100	36756	17305
35	Siwan	17769	13531	206	276	40	95	17935	13712
36	Supaul	5894	6427	38	84	193	264	5739	6247
37	Vaishali	25139	15079	362	310	166	284	25335	15105
38	West Champaran	58690	27860	314	119	87	191	58917	27788
	TOTAL FOR BIHAR	882683	772279	14830	20978	3855	6066	893658	787191

STATE LEVEL BANKERS' COMMITTEE BIHAR, PATNA							
(CONVENOR- STATE BANK OF INDIA) FY : 2023-24							
BANK PERFORMANCE : MSE ADVANCE (ACP ACHIEVEMENT) AS ON 31.12.2023							
SL	BANK NAME	Total credit disbursed to MSE sector during the year="A"		Out of "A" No of Units extended loans upto Rs 10 lakhs			
				With Collateral		Without Collateral	
		No. of accounts	amount	No. of accounts	amount	No. of accounts	amount
	LEAD BANKS						
1	STATE BANK OF INDIA	79942	1010400	0	0	36279	140466
2	CENTRAL BANK OF INDIA	115653	556408	0	0	34256	73035
3	PUNJAB NATIONAL BANK	114716	1024441	0	0	3051	11078
4	CANARA BANK	58265	318831	0	0	34902	90711
5	UCO BANK	27829	157531	0	0	3858	2765
6	BANK OF BARODA	13556	408399	0	0	7084	16848
7	UNION BANK OF INDIA	21282	151992	0	0	10855	68423
	OTHER BANKS						
8	BANK OF INDIA	36547	241652	0	0	33245	121283
9	BANK OF MAHARASHTRA	4951	24901	0	0	210	85
10	INDIAN BANK	44424	377492	0	0	13462	23570
11	INDIAN OVERSEAS BANK	3665	85334	0	0	326	1556
12	PUNJAB AND SIND BANK	190	4877	98	2800	92	2077
	Total Public Sector Bank	521020	4362258	98	2800	177620	551897
	PRIVATE BANKS						
13	IDBI	7077	73446	0	0	2542	17313
14	ICICI BANK	6678	440970	0	0	58	1248
15	FEDERAL BANK	183	5622	0	0	55	1203
16	JAMMU KASHMIR BANK	174	1294	0	0	22	50
17	SOUTH INDIAN BANK	17	708	0	0	1	1
18	AXIS BANK	47	230648	0	0	17	12485
19	HDFC BANK	7549	489003	0	0	1103	5112
20	INDUSIND BANK	157656	126157	0	0	157656	126157
21	KARNATAKA BANK	30	483	0	0	12	61
22	KOTAK MAHINDRA	321	25795	0	0	414	2411
23	YES BANK	321	20449	0	0	46	256
24	BANDHAN BANK	163260	143854	12	120	1	2
25	RBL BANK	37	849	0	0	0	0
26	IDFC FIRST BANK Ltd	396	3511	0	0	396	3511
27	Karur Vysya Bank	1	11	0	0	1	1
	Total Private Sector Bank	344247	1562800	12	120	162324	169811
	Total COMM. BANKS	865267	5925058	110	2920	339944	721708
	CO-OPERATIVE BANKS						
28	STATE CO-OP. BANK	0	0	0	0	0	0
	Total Cooperative Bank	0	0	0	0	0	0
	REGIONAL RURAL BANKS						
29	DAKSHIN BIHAR GRAMIN BANK	43777	42480	0	0	43777	42480
30	UTTAR BIHAR GRAMIN BANK	40635	114677	0	0	29761	87795
	Total Region Rural Bank	84412	157157	0	0	73538	130275
	SMALL FINANCE BANK						
31	JANA SFB	645	8865	0	0	141	2048
32	UTKARSH SFB	9400	18969	0	0	4218	7645
33	UJJIVAN SFB	14751	8903	0	0	1	1
34	ESAF SFB	3395	1563	0	0	3395	1563
35	UNITY SFB	0	0	0	0	0	0
	Total Small Financial Bank	28191	38300	0	0	7755	11257
	TOTAL FOR BIHAR	977870	6120515	110	2920	421237	863240

STATE LEVEL BANKERS' COMMITTEE BIHAR, PATNA									
(CONVENOR- STATE BANK OF INDIA) FY : 2023-24									
BANK WISE PROGRESS UNDER MICRO ENTERPRISES (MANUFACTURING & SERVICE ADVANCES) AS ON : 31.12.2023									
(Rs. In Lakh)									
SL. NO.	BANK NAME	SANCTIONED				DISBURSED			
		MANUFACTURING		SERVICES		MANUFACTURING		SERVICES	
		NO.	AMOUNT	NO.	AMOUNT	NO.	AMOUNT	NO.	AMOUNT
	LEAD BANKS								
1	STATE BANK OF INDIA	8349	80403	66507	557949	8349	80403	66507	557949
2	CENTRAL BANK OF INDIA	10110	33451	24146	39584	10110	33451	24146	39584
3	PUNJAB NATIONAL BANK	16771	96370	105762	780626	14418	85042	90923	688869
4	CANARA BANK	18533	123256	4312	41025	18428	122868	4312	40957
5	UCO BANK	7460	19521	11204	67914	7385	18965	11042	62011
6	BANK OF BARODA	5506	6568	1245	2933	5506	6568	1245	2933
7	UNION BANK OF INDIA	937	5586	19913	104623	937	5586	19913	104623
	OTHER BANKS								
8	BANK OF INDIA	2225	16632	33899	190190	2225	15679	33899	188890
9	BANK OF MAHARASHTRA	1548	7505	1362	6505	1548	7505	1362	6505
10	INDIAN BANK	6505	54973	34262	193014	6505	54973	34262	193014
11	INDIAN OVERSEAS BANK	1099	7536	1301	5909	1099	7536	1301	5909
12	PUNJAB AND SIND BANK	32	1392	43	1772	32	1392	43	1772
	Total Public Sector Bank	79075	453193	303956	1992044	76542	439968	288955	1893016
	PRIVATE BANKS								
13	IDBI	182	1785	3696	33986	178	1222	3696	28552
14	ICICI BANK	681	26989	3861	152937	681	26989	3861	152937
15	FEDERAL BANK	27	398	132	1943	27	398	132	1943
16	JAMMU KASHMIR BANK	0	0	76	256	0	0	76	256
17	SOUTH INDIAN BANK	17	708	0	0	17	708	0	0
18	AXIS BANK	0	0	25	150000	0	0	17	132123
19	HDFC BANK	593	28250	3854	142590	593	28250	3854	142590
20	INDUSIND BANK	2818	3803	154185	83281	2818	3803	154185	83281
21	KARNATAKA BANK	5	45	16	277	5	45	16	277
22	KOTAK MAHINDRA	56	668	583	12097	56	668	583	12097
23	YES BANK	33	2002	190	6774	33	2002	190	6774
24	BANDHAN BANK	0	0	416882	214580	0	0	163246	142187
25	RBL BANK	6	118	0	0	6	118	0	0
26	IDFC FIRST BANK Ltd	33	274	323	2358	33	274	323	2358
27	Karur Vysya Bank	0	0	1	11	0	0	1	11
	Total Private Sector Bank	4451	65040	583824	801090	4447	64477	330180	705386
	Total COMM. BANKS	83526	518233	887780	2793134	80989	504445	619135	2598402
	CO-OPERATIVE BANKS								
28	STATE CO-OP. BANK	0	0	0	0	0	0	0	0
	Total Cooperative Bank	0	0	0	0	0	0	0	0
	REGIONAL RURAL BANKS								
29	DAKSHIN BIHAR GRAMIN BANK	10033	9983	33744	32497	10033	9983	33744	32497
30	UTTAR BIHAR GRAMIN BANK	1047	14519	39232	110950	884	8951	38888	103270
	Total Region Rural Bank	11080	24502	72976	143447	10917	18934	72632	135767
	SMALL FINANCE BANK								
31	JANA SFB	143	1539	476	7035	143	1539	476	7035
32	UTKARSH SFB	3760	7588	5640	11381	3760	7588	5640	11381
33	UJJIVAN SFB	1149	785	13601	8117	1149	785	13601	8117
34	ESAF SFB	1566	733	1829	830	1566	733	1829	830
35	UNITY SFB	0	0	0	0	0	0	0	0
	Total Small Financial Bank	6618	10645	21546	27363	6618	10645	21546	27363
	TOTAL FOR BIHAR	101224	553380	982302	2963944	98524	534024	713313	2761532

STATE LEVEL BANKERS' COMMITTEE BIHAR, PATNA							
(CONVENOR- STATE BANK OF INDIA) FY : 2023-24							
BANK WISE PROGRESS UNDER MICRO ENTERPRISES (MANUFACTURING + SERVICE ADVANCES) AS ON : 31.12.2023							
Rs. in Lakhs							
SL. NO.	BANK NAME	TARGET	SANCTIONED		DISBURSED		ACHIEV %AGE
		AMOUNT	NO	AMOUNT	NO	AMOUNT	AMT
	LEAD BANKS						
1	STATE BANK OF INDIA	593299	74856	638352	74856	638352	107.59
2	CENTRAL BANK OF INDIA	293980	34256	73035	34256	73035	24.84
3	PUNJAB NATIONAL BANK	527904	122533	876996	105341	773911	146.60
4	CANARA BANK	180234	22845	164281	22740	163825	90.90
5	UCO BANK	112341	18664	87435	18427	80976	72.08
6	BANK OF BARODA	212133	6751	9501	6751	9501	4.48
7	UNION BANK OF INDIA	107541	20850	110209	20850	110209	102.48
	OTHER BANKS						
8	BANK OF INDIA	138164	36124	206822	36124	204569	148.06
9	BANK OF MAHARASHTRA	7489	2910	14010	2910	14010	187.07
10	INDIAN BANK	214274	40767	247987	40767	247987	115.73
11	INDIAN OVERSEAS BANK	42955	2400	13445	2400	13445	31.30
12	PUNJAB AND SIND BANK	14585	75	3164	75	3164	21.69
	Total Public Sector Bank	2444899	383031	2445237	365497	2332984	95.42
	PRIVATE BANKS						
13	IDBI	44533	3878	35771	3874	29774	66.86
14	ICICI BANK	180494	4542	179926	4542	179926	99.69
15	FEDERAL BANK	5813	159	2341	159	2341	40.27
16	JAMMU KASHMIR BANK	920	76	256	76	256	27.83
17	SOUTH INDIAN BANK	976	17	708	17	708	72.54
18	AXIS BANK	41561	25	150000	17	132123	317.90
19	HDFC BANK	216916	4447	170840	4447	170840	78.76
20	INDUSIND BANK	140670	157003	87084	157003	87084	61.91
21	KARNATAKA BANK	303	21	322	21	322	106.27
22	KOTAK MAHINDRA	11692	639	12765	639	12765	109.18
23	YES BANK	17450	223	8776	223	8776	50.29
24	BANDHAN BANK	219210	416882	214580	163246	142187	64.86
25	RBL BANK	304	6	118	6	118	38.82
26	IDFC FIRST BANK Ltd	888	356	2632	356	2632	296.40
27	Karur Vysya Bank	76	1	11	1	11	14.47
	Total Private Sector Bank	881806	588275	866130	334627	769863	87.31
	Total COMM. BANKS	3326705	971306	3311367	700124	3102847	93.27
	CO-OPERATIVE BANKS						
28	STATE CO-OP. BANK	0	0	0	0	0	0.00
	Total Cooperative Bank	0	0	0	0	0	0.00
	REGIONAL RURAL BANKS						
29	DAKSHIN BIHAR GRAMIN BANK	119826	43777	42480	43777	42480	35.45
30	UTTAR BIHAR GRAMIN BANK	119241	40279	125469	39772	112221	94.11
	Total Region Rural Bank	239067	84056	167949	83549	154701	64.71
	SMALL FINANCE BANK						
31	JANA SFB	5826	619	8574	619	8574	147.17
32	UTKARSH SFB	90050	9400	18969	9400	18969	21.06
33	UJJIVAN SFB	5130	14750	8902	14750	8902	173.53
34	ESAF SFB	1915	3395	1563	3395	1563	81.62
35	UNITY SFB	0	0	0	0	0	0.00
	Total Small Financial Bank	102921	28164	38008	28164	38008	36.93
	TOTAL FOR BIHAR	3668693	1083526	3517324	811837	3295556	89.83

STATE LEVEL BANKERS' COMMITTEE BIHAR, PATNA									
(CONVENOR-STATE BANK OF INDIA) FY : 2023-24									
BANK WISE PROGRESS UNDER SMALL ENTERPRISES (MANUFACTURING & SERVICE ADVANCES) AS ON : 31.12.2023									
(Rs. In Lakhs)									
SL. NO.	BANK NAME	SANCTIONED				DISBURSED			
		MANUFACTURING		SERVICES		MANUFACTURING		SERVICES	
		NO.	AMOUNT	NO.	AMOUNT	NO.	AMOUNT	NO.	AMOUNT
	LEAD BANKS								
1	STATE BANK OF INDIA	425	9132	4256	253330	425	9132	4256	253330
2	CENTRAL BANK OF INDIA	2115	30855	5556	53256	2115	30855	5556	53256
3	PUNJAB NATIONAL BANK	2462	42497	7347	163832	2117	37501	6316	144575
4	CANARA BANK	2226	43325	1235	36856	2226	43295	1205	36413
5	UCO BANK	214	8841	189	4541	211	7941	174	4014
6	BANK OF BARODA	905	8288	105	3545	905	8288	105	3545
7	UNION BANK OF INDIA	38	7848	356	26870	38	7848	356	26870
	OTHER BANKS								
8	BANK OF INDIA	80	9278	285	27018	80	8869	285	26389
9	BANK OF MAHARASHTRA	425	3055	465	2025	425	3055	465	2025
10	INDIAN BANK	430	26810	3146	68464	430	26810	3146	68464
11	INDIAN OVERSEAS BANK	139	4125	121	4598	139	4125	121	4598
12	PUNJAB AND SIND BANK	59	896	0	0	59	896	0	0
	Total Public Sector Bank	9518	194950	23061	644335	9170	188615	21985	623479
	PRIVATE BANKS								
13	IDBI	2	206	159	14647	2	206	159	11655
14	ICICI BANK	281	29337	1590	166244	281	29337	1590	166244
15	FEDERAL BANK	6	336	14	1145	6	336	14	1145
16	JAMMU KASHMIR BANK	2	12	0	0	2	12	0	0
17	SOUTH INDIAN BANK	0	0	0	0	0	0	0	0
18	AXIS BANK	1	31	20	88130	0	0	20	56918
19	HDFC BANK	222	36446	2220	181760	222	36446	2220	181760
20	INDUSIND BANK	38	10156	283	12598	38	10156	283	12598
21	KARNATAKA BANK	0	0	5	142	0	0	5	142
22	KOTAK MAHINDRA	7	113	149	9605	7	113	149	9605
23	YES BANK	6	1605	80	6814	6	1605	80	6814
24	BANDHAN BANK	0	0	11	1163	0	0	11	1163
25	RBL BANK	0	0	31	731	0	0	31	731
26	IDFC FIRST BANK Ltd	0	0	38	836	0	0	38	836
27	Karur Vysya Bank	0	0	0	0	0	0	0	0
	Total Private Sector Bank	565	78242	4600	483815	564	78211	4600	449611
	Total COMM. BANKS	10083	273192	27661	1128150	9734	266826	26585	1073090
	CO-OPERATIVE BANKS								
28	STATE CO-OP. BANK	0	0	0	0	0	0	0	0
	Total Cooperative Bank	0	0	0	0	0	0	0	0
	REGIONAL RURAL BANKS								
29	DAKSHIN BIHAR GRAMIN BANK	0	0	0	0	0	0	0	0
30	UTTAR BIHAR GRAMIN BANK	0	0	0	0	0	0	0	0
	Total Region Rural Bank	0	0	0	0	0	0	0	0
	SMALL FINANCE BANK								
31	JANA SFB	13	116	11	165	13	116	11	165
32	UTKARSH SFB	0	0	0	0	0	0	0	0
33	UJJIVAN SFB	0	0	1	1	0	0	1	1
34	ESAF SFB	0	0	0	0	0	0	0	0
35	UNITY SFB	0	0	0	0	0	0	0	0
	Total Small Financial Bank	13	116	12	166	13	116	12	166
	TOTAL FOR BIHAR	10096	273308	27673	1128316	9747	266942	26597	1073256

STATE LEVEL BANKERS' COMMITTEE BIHAR, PATNA							
(CONVENOR- STATE BANK OF INDIA) FY : 2023-24							
BANK WISE PROGRESS UNDER SMALL ENTERPRISES (MANUFACTURING + SERVICE ADVANCES) AS ON : 31.12.2023							
SL. NO.	BANK NAME	TARGET	SANCTIONED		DISBURSED		ACHIEV %AGE
		AMOUNT	NO	AMOUNT	NO	AMOUNT	AMT
	LEAD BANKS						
1	STATE BANK OF INDIA	231531	4681	262462	4681	262462	113.36
2	CENTRAL BANK OF INDIA	114721	7671	84111	7671	84111	73.32
3	PUNJAB NATIONAL BANK	206010	9809	206329	8433	182076	88.38
4	CANARA BANK	70333	3461	80181	3431	79708	113.33
5	UCO BANK	43837	403	13382	305	11955	27.27
6	BANK OF BARODA	82782	1010	11833	1010	11833	14.29
7	UNION BANK OF INDIA	41978	394	34718	394	34718	82.71
	OTHER BANKS						
8	BANK OF INDIA	53919	365	36296	365	35258	65.39
9	BANK OF MAHARASHTRA	2912	890	5080	890	5080	174.45
10	INDIAN BANK	83616	3576	95274	3576	95274	113.94
11	INDIAN OVERSEAS BANK	16759	260	8723	260	8723	52.05
12	PUNJAB AND SIND BANK	5693	59	896	59	896	15.74
	Total Public Sector Bank	954091	32579	839285	31155	812094	85.12
	PRIVATE BANKS						
13	IDBI	17368	151	14853	161	11861	68.29
14	ICICI BANK	70442	1871	195581	1871	195581	277.65
15	FEDERAL BANK	2269	20	1481	20	1481	65.27
16	JAMMU KASHMIR BANK	359	2	12	7	12	3.34
17	SOUTH INDIAN BANK	381	0	0	0	0	0.00
18	AXIS BANK	16213	21	88161	20	56918	351.06
19	HDFC BANK	84664	2442	218206	2442	218206	257.73
20	INDUSIND BANK	54892	321	22754	321	22754	41.45
21	KARNATAKA BANK	118	5	142	5	142	120.34
22	KOTAK MAHINDRA	4561	156	9718	156	9718	213.07
23	YES BANK	6812	86	8419	86	8419	123.59
24	BANDHAN BANK	85546	11	1163	11	1163	1.36
25	RBL BANK	119	31	731	31	731	614.29
26	IDFC FIRST BANK Ltd	347	38	836	38	856	240.92
27	Karur Vysya Bank	29	0	0	0	0	0.00
	Total Private Sector Bank	344120	5165	562057	5164	527822	153.38
	Total COMM. BANKS	1298211	37744	1401342	36319	1339916	103.21
	CO-OPERATIVE BANKS						
28	STATE CO-OP. BANK	0	0	0	0	0	0.00
	Total Cooperative Bank	0	0	0	0	0	0.00
	REGIONAL RURAL BANKS						
29	DAKSHIN BIHAR GRAMIN BANK	46764	0	0	0	0	0.00
30	UTTAR BIHAR GRAMIN BANK	46533	0	0	0	0	0.00
	Total Region Rural Bank	93297	0	0	0	0	0.00
	SMALL FINANCE BANK						
31	JANA SFB	2277	24	281	24	281	12.34
32	UTKARSH SFB	35144	0	0	0	0	0.00
33	UJJIVAN SFB	1558	1	1	1	1	0.05
34	ESAF SFB	744	0	0	0	0	0.00
35	UNITY SFB	0	0	0	0	0	0.00
	Total Small Financial Bank	40163	25	282	25	282	0.70
	TOTAL FOR BIHAR	1431671	37769	1401624	36344	1340198	93.61

STATE LEVEL BANKERS' COMMITTEE BIHAR, PATNA									
(CONVENOR-STATE BANK OF INDIA) FY : 2023-24									
BANK WISE PROGRESS UNDER MEDIUM ENTERPRISES (MANUFACTURING & SERVICE ADVANCES) AS ON : 30.09.2023									
(Rs. In Lakh)									
SL. NO.	BANK NAME	SANCTIONED				DISBURSED			
		MANUFACTURING		SERVICES		MANUFACTURING		SERVICES	
		NO.	AMOUNT	NO.	AMOUNT	NO.	AMOUNT	NO.	AMOUNT
	LEAD BANKS								
1	STATE BANK OF INDIA	42	6042	165	77343	42	6042	165	77343
2	CENTRAL BANK OF INDIA	20	120	20	252	20	120	20	252
3	PUNJAB NATIONAL BANK	169	738	498	54649	144	634	428	47027
4	CANARA BANK	26	17263	12	6253	26	16924	12	5642
5	UCO BANK	0	0	0	0	0	0	0	0
6	BANK OF BARODA	21	4811	6	2545	21	4811	6	2545
7	UNION BANK OF INDIA	5	1307	33	4387	5	1307	33	4387
	OTHER BANKS								
8	BANK OF INDIA	2	1178	33	312	2	1126	33	278
9	BANK OF MAHARASHTRA	0	0	0	0	0	0	0	0
10	INDIAN BANK	16	4279	33	2774	16	4279	33	2774
11	INDIAN OVERSEAS BANK	2	315	2	256	1	315	2	256
12	PUNJAB AND SIND BANK	54	393	0	0	54	393	0	0
	Total Public Sector Bank	357	36446	802	148771	331	35951	732	140504
	PRIVATE BANKS								
13	IDBI	2	275	6	844	2	239	6	826
14	ICICI BANK	55	16071	130	37499	55	16071	130	37499
15	FEDERAL BANK	0	0	4	1800	0	0	4	1800
16	JAMMU KASHMIR BANK	0	0	0	0	0	0	0	0
17	SOUTH INDIAN BANK	0	0	0	0	0	0	0	0
18	AXIS BANK	0	0	10	35000	0	0	10	33000
19	HDFC BANK	63	24807	421	62237	63	24807	421	62237
20	INDUSIND BANK	1	2000	212	13788	1	2000	212	13788
21	KARNATAKA BANK	0	0	0	0	0	0	0	0
22	KOTAK MAHINDRA	4	192	10	2565	4	192	10	2565
23	YES BANK	2	98	17	5985	2	98	17	5985
24	BANDHAN BANK	0	0	3	4394	0	0	3	504
25	RBL BANK	0	0	0	0	0	0	0	0
26	IDFC FIRST BANK Ltd	0	0	2	36	0	0	2	36
27	Karur Vysya Bank	0	0	0	0	0	0	0	0
	Total Private Sector Bank	127	43443	815	164148	127	43407	815	158240
	Total COMM. BANKS	484	79889	1617	312919	458	79358	1547	298744
	CO-OPERATIVE BANKS								
28	STATE CO-OP. BANK	0	0	0	0	0	0	0	0
	Total Cooperative Bank	0	0	0	0	0	0	0	0
	REGIONAL RURAL BANKS								
29	DAKSHIN BIHAR GRAMIN BANK	0	0	0	0	0	0	0	0
30	UTTAR BIHAR GRAMIN BANK	0	0	0	0	0	0	0	0
	Total Region Rural Bank	0	0	0	0	0	0	0	0
	SMALL FINANCE BANK								
31	JANA SFB	1	5	1	5	1	5	1	5
32	UTKARSH SFB	0	0	0	0	0	0	0	0
33	UJJIVAN SFB	0	0	0	0	0	0	0	0
34	ESAF SFB	0	0	0	0	0	0	0	0
35	UNITY SFB	0	0	0	0	0	0	0	0
	Total Small Financial Bank	1	5	1	5	1	5	1	5
	TOTAL FOR BIHAR	485	79894	1618	312924	459	79363	1548	298749

STATE LEVEL BANKERS' COMMITTEE BIHAR, PATNA							
(CONVENOR- STATE BANK OF INDIA) FY : 2023-24							
BANK WISE PROGRESS UNDER MEDIUM ENTERPRISES (MANUFACTURING + SERVICE ADVANCES) AS ON : 31.12.2023							
(Rs. In Lakh)							
SL. NO.	BANK NAME	TARGET	SANCTIONED		DISBURSED		ACHIEV %AGE
		AMOUNT	NO.	AMOUNT	NO.	AMOUNT	AMOUNT
	LEAD BANKS						
1	STATE BANK OF INDIA	74876	303	105515	303	105515	140.92
2	CENTRAL BANK OF INDIA	37099	41	563	41	563	1.52
3	PUNJAB NATIONAL BANK	66621	1096	77572	942	68454	102.75
4	CANARA BANK	22746	110	37778	110	37260	163.81
5	UCO BANK	14185	1	105	1	35	0.25
6	BANK OF BARODA	25766	40	12356	40	12356	46.16
7	UNION BANK OF INDIA	13579	38	7065	38	7065	52.03
	OTHER BANKS						
8	BANK OF INDIA	17440	58	1917	58	1825	10.46
9	BANK OF MAHARASHTRA	943	0	0	0	0	0
10	INDIAN BANK	27036	76	34221	76	34221	126.58
11	INDIAN OVERSEAS BANK	5418	9	1016	9	1016	18.75
12	PUNJAB AND SIND BANK	1837	56	817	56	817	44.47
	Total Public Sector Bank	308546	1828	278925	1674	269127	87.22
	PRIVATE BANKS						
13	IDBI	5518	12	1519	10	1224	21.79
14	ICICI BANK	22772	265	65463	265	65463	287.47
15	FEDERAL BANK	735	4	1800	4	1800	244.9
16	JAMMU KASHMIR BANK	116	0	0	0	0	0
17	SOUTH INDIAN BANK	123	0	0	0	0	0
18	AXIS BANK	5252	10	45000	10	41607	792.21
19	HDFC BANK	27385	660	99957	660	99957	365.01
20	INDUSIND BANK	17754	332	16319	332	16319	91.92
21	KARNATAKA BANK	38	0	0	0	0	0
22	KOTAK MAHINDRA	1471	25	3312	26	3312	225.15
23	YES BANK	2204	12	3255	12	3255	147.69
24	BANDHAN BANK	27663	3	4394	3	504	1.82
25	RBL BANK	39	0	0	0	0	0
26	IDFC FIRST BANK Ltd	112	2	43	2	43	38.39
27	Karur Vysya Bank	9	0	0	0	0	0
	Total Private Sector Bank	111291	1326	241062	1324	233484	209.8
	Total COMM. BANKS	419837	3154	519987	2998	502611	119.72
	CO-OPERATIVE BANKS						
28	STATE CO-OP. BANK	0	0	0	0	0	0
	Total Cooperative Bank	0	0	0	0	0	0
	REGIONAL RURAL BANKS						
29	DAKSHIN BIHAR GRAMIN BANK	15125	0	0	0	0	0
30	UTTAR BIHAR GRAMIN BANK	15048	0	0	0	0	0
	Total Region Rural Bank	30173	0	0	0	0	0
	SMALL FINANCE BANK						
31	JANA SFB	735	2	10	2	10	1.36
32	UTKARSH SFB	11363	0	0	0	0	0
33	UJJIVAN SFB	641	0	0	0	0	0
34	ESAF SFB	240	0	0	0	0	0
35	UNITY SFB	0	0	0	0	0	0
	Total Small Financial Bank	12979	2	10	2	10	0.08
	TOTAL FOR BIHAR	462989	3156	519997	3000	502621	108.56

STATE LEVEL BANKERS' COMMITTEE BIHAR, PATNA

(CONVENOR- STATE BANK OF INDIA) FY : 2023-24

psb59minutes.com As on 31.12.2023

(Rs. In Lakh)

SI NO.	BANK NAME	No. of Applications	Sanctioned by Banks		Disbursed	
			No. of A/C	Amount	No. of A/C	Amount
	LEAD BANKS					
1	STATE BANK OF INDIA	295	121	5004	121	5004
2	CENTRAL BANK OF INDIA	18	18	9	18	9
3	PUNJAB NATIONAL BANK	0	0	0	0	0
4	CANARA BANK	12	12	62	12	62
5	UCO BANK	95	80	170	82	155
6	BANK OF BARODA	97	17	35	15	32
7	UNION BANK OF INDIA	0	0	0	0	0
	OTHER BANKS					
8	BANK OF INDIA	32	10	23	9	19
9	BANK OF MAHARASHTRA	0	0	0	0	0
10	INDIAN BANK	0	0	0	0	0
11	INDIAN OVERSEAS BANK	21	12	45	12	45
12	PUNJAB AND SIND BANK	2	0	0	0	0
	Total Public Sector Bank	572	270	5348	269	5326
	PRIVATE BANKS					
13	IDBI	0	0	0	0	0
14	ICICI BANK	0	0	0	0	0
15	FEDERAL BANK	0	0	0	0	0
16	JAMMU KASHMIR BANK	0	0	0	0	0
17	SOUTH INDIAN BANK	0	0	0	0	0
18	AXIS BANK	0	0	0	0	0
19	HDFC BANK	0	0	0	0	0
20	INDUSIND BANK	0	0	0	0	0
21	KARNATAKA BANK	0	0	0	0	0
22	KOTAK MAHINDRA	0	0	0	0	0
23	YES BANK	0	0	0	0	0
24	BANDHAN BANK	0	0	0	0	0
25	RBL BANK	0	0	0	0	0
26	IDFC FIRST BANK Ltd	0	0	0	0	0
27	Karur Vysya Bank	0	0	0	0	0
	Total Private Sector Bank	0	0	0	0	0
	Total COMM. BANKS	572	270	5348	269	5326
	CO-OPERATIVE BANKS					
28	STATE CO-OP. BANK	0	0	0	0	0
	Total Cooperative Bank	0	0	0	0	0
	REGIONAL RURAL BANKS					
29	DAKSHIN BIHAR GRAMIN BANK	0	0	0	0	0
30	UTTAR BIHAR GRAMIN BANK	0	0	0	0	0
	Total Region Rural Bank	0	0	0	0	0
	SMALL FINANCE BANK					
31	JANA SFB	0	0	0	0	0
32	UTKARSH SFB	0	0	0	0	0
33	UJJIVAN SFB	0	0	0	0	0
34	ESAF SFB	0	0	0	0	0
35	UNITY SFB	0	0	0	0	0
	Total Small Financial Bank	0	0	0	0	0
	TGTAL FOR BIHAR	572	270	5348	269	5326

STATE LEVEL BANKERS' COMMITTEE BIHAR, PATNA					
(CONVENOR- STATE BANK OF INDIA) FY : 2023-24					
BANK WISE PROGRESS UNDER CGTMSE COVERAGE AS ON : 31.12.2023					
(Rs. in Lakh)					
SL. NO.	BANK NAME	SANCTIONED		DISBURSED	
		No	Amt	NO	AMOUNT
1	STATE BANK OF INDIA	1733	46048	1733	46048
2	CENTRAL BANK OF INDIA	9136	43391	9136	40850
3	PUNJAB NATIONAL BANK	3891	25200	3891	25200
4	CANARA BANK	7623	31825	7520	31780
5	UCO BANK	28451	70241	18675	69521
6	BANK OF BARODA	19525	4545	19525	4545
7	UNION BANK OF INDIA	4236	18107	4236	18107
	OTHER BANKS				
8	BANK OF INDIA	2397	19502	2397	14851
9	BANK OF MAHARASHTRA	1622	9850	1622	9850
10	INDIAN BANK	40767	247987	40767	247987
11	INDIAN OVERSEAS BANK	396	2681	396	2681
12	PUNJAB AND SIND BANK	18	394	18	394
	Total Public Sector Bank	124643	514461	114749	506479
	PRIVATE BANKS				
13	IDBI	18	538	18	538
14	ICICI BANK	17	22	17	22
15	FEDERAL BANK	0	0	0	0
16	JAMMU KASHMIR BANK	32	85	32	85
17	SOUTH INDIAN BANK	2	7	2	7
18	AXIS BANK	4	269	4	269
19	HDFC BANK	347	14202	347	14202
20	INDUSIND BANK	0	0	0	0
21	KARNATAKA BANK	15	112	15	112
22	KOTAK MAHINDRA	0	0	0	0
23	YES BANK	19	658	19	658
24	BANDHAN BANK	0	0	0	0
25	RBL BANK	0	0	0	0
26	IDFC FIRST BANK Ltd	0	0	0	0
27	Karur Vysya Bank	0	0	0	0
	Total Private Sector Bank	454	15893	454	15893
	Total COMM. BANKS	125097	530354	115203	522372
	CO-OPERATIVE BANKS				
28	STATE CO-OP. BANK	0	0	0	0
	Total Cooperative Bank	0	0	0	0
	REGIONAL RURAL BANKS				
29	DAKSHIN BIHAR GRAMIN BANK	547	83	547	83
30	UTTAR BIHAR GRAMIN BANK	5637	25999	5637	25999
	Total Region Rural Bank	6184	26082	6184	26082
	SMALL FINANCE BANK				
31	JANA SFB	0	0	0	0
32	UTKARSH SFB	0	0	0	0
33	UJJIVAN SFB	0	0	0	0
34	ESAF SFB	0	0	0	0
35	UNITY SFB	0	0	0	0
	Total Small Financial Bank	0	0	0	0
	TOTAL FOR BIHAR	131281	556436	121387	548454

STATE LEVEL BANKERS' COMMITTEE BIHAR, PATNA							
(CONVENOR- STATE BANK OF INDIA) FY : 2023-24							
BANK WISE PROGRESS UNDER SMALL ROAD TRANSPORT AS ON 31.12.2023							
(Amount in Rs.Lacs)							
SL. NO.	BANK NAME	TARGET	SANCTIONED		DISBURSED		ACHIEV %AGE
		NO.	NO.	AMOUNT	NO.	AMOUNT	NO.
1	STATE BANK OF INDIA	1920	15	800	15	800	0.78
2	CENTRAL BANK OF INDIA	840	0	0	0	0	0.00
3	PUNJAB NATIONAL BANK	1280	0	0	0	0	0.00
4	CANARA BANK	420	0	0	0	0	0.00
5	UCO BANK	800	0	0	0	0	0.00
6	BANK OF BARODA	700	5	25	5	25	0.71
7	UNION BANK OF INDIA	320	183	235	183	235	57.19
	OTHER BANKS						
8	BANK OF INDIA	540	412	4420	412	3948	76.30
9	BANK OF MAHARASHTRA	40	0	0	0	0	0.00
10	INDIAN BANK	540	0	0	0	0	0.00
11	INDIAN OVERSEAS BANK	120	0	0	0	0	0.00
12	PUNJAB AND SIND BANK	40	0	0	0	0	0.00
	Total Public Sector Bank	7560	615	5480	615	5008	8.13
	PRIVATE BANKS						
13	IDBI	80	0	0	0	0	0.00
14	ICICI BANK	160	0	0	0	0	0.00
15	FEDERAL BANK	4	0	0	0	0	0.00
16	JAMMU KASHMIR BANK	4	0	0	0	0	0.00
17	SOUTH INDIAN BANK	4	0	0	0	0	0.00
18	AXIS BANK	160	0	0	0	0	0.00
19	HDFC BANK	160	0	0	0	0	0.00
20	INDUSIND BANK	172	0	0	0	0	0.00
21	KARNATAKA BANK	4	0	0	0	0	0.00
22	KOTAK MAHINDRA	4	0	0	0	0	0.00
23	YES BANK	4	0	0	0	0	0.00
24	BANDHAN BANK	4	0	0	0	0	0.00
25	RBL BANK	0	0	0	0	0	0.00
26	IDFC FIRST BANK Ltd	0	0	0	0	0	0.00
27	Karur Vysya Bank	0	0	0	0	0	0.00
	Total Private Sector Bank	760	0	0	0	0	0.00
	Total COMM. BANKS	8320	615	5480	615	5008	7.39
	CO-OPERATIVE BANKS	0					
28	STATE CO-OP. BANK	0	0	0	0	0	0.00
	Total Cooperative Bank	0	0	0	0	0	0.00
	REGIONAL RURAL BANKS	0					
29	DAKSHIN BIHAR GRAMIN BANK	280	1141	1945	1141	1945	407.50
30	UTTAR BIHAR GRAMIN BANK	200	115	797	112	711	56.00
	Total Region Rural Bank	480	1256	2742	1253	2656	261.04
	SMALL FINANCE BANK						
31	JANA SFB	0	0	0	0	0	0.00
32	UTKARSH SFB	0	0	0	0	0	0.00
33	UJJIVAN SFB	0	0	0	0	0	0.00
34	ESAF SFB	0	0	0	0	0	0.00
35	UNI Y SFB	0	0	0	0	0	0.00
	Total Small Financial Bank	0	0	0	0	0	0.00
	TOTAL FOR BIHAR	8800	1871	8222	1868	7664	21.23

STATE LEVEL BANKERS' COMMITTEE BIHAR, PATNA							
(CONVENOR- STATE BANK OF INDIA) FY:- 2023-24							
BANK WISE OUTSTANDING AND NPA UNDER KCC LOAN AS ON 31.12.2023							
SL. NO.	BANKS NAME	KISSAN CREDIT CARD OUTSTANDING		NPA IN KCC		NPA %	
		NO.	O/S AMOUNT	NO.	NPA AMOUNT	(Amount in Rs.Lakh)	
						NO.	AMOUNT
	LEAD BANKS						
1	STATE BANK OF INDIA	250940	214884	136494	100531	54.39	46.78
2	CENTRAL BANK OF INDIA	247966	183492	186058	132982	75.03	72.47
3	PUNJAB NATIONAL BANK	233707	177511	160611	113971	68.72	64.21
4	CANARA BANK	68391	59645	24170	21345	35.34	35.79
5	UCO BANK	193045	110574	17634	18702	9.13	16.91
6	BANK OF BARODA	84789	78847	18888	18675	22.28	23.69
7	UNION BANK OF INDIA	99610	86047	14445	13071	14.50	15.19
	OTHER BANKS						
8	BANK OF INDIA	100671	61443	55587	30414	55.22	49.50
9	BANK OF MAHARASHTRA	132	174	33	41	25.00	23.56
10	INDIAN BANK	87794	100450	72491	78831	82.57	78.48
11	INDIAN OVERSEAS BANK	2638	3200	934	1160	35.41	36.25
12	PUNJAB AND SIND BANK	0	0	0	0	0.00	0.00
	Total Public Sector Bank	1369683	1076267	687345	529723	50.18	49.22
	PRIVATE BANKS						
13	IDBI	6777	5205	5064	3310	74.72	63.59
14	ICICI BANK	4269	19697	0	0	0.00	0.00
15	FEDERAL BANK	42	96	2	1	4.76	1.04
16	JAMMU KASHMIR BANK	0	0	0	0	0.00	0.00
17	SOUTH INDIAN BANK	0	0	0	0	0.00	0.00
18	AXIS BANK	105	345	0	0	0.00	0.00
19	HDFC BANK	508230	202771	0	0	0.00	0.00
20	INDUSIND BANK	1	1	0	0	0	0
21	KARNATAKA BANK	0	0	0	0	0	0
22	KOTAK MAHINDRA	0	0	0	0	0	0
23	YES BANK	937	130	0	0	0	0
24	BANDHAN BANK	0	0	0	0	0	0
25	RBL BANK	0	0	0	0	0	0
26	IDFC FIRST BANK Ltd	0	0	0	0	0	0
27	Karur Vysya Bank	0	0	0	0	0	0
	Total Private Sector Bank	520361	228245	5066	3311	0.97	1.45
	Total COMM. BANKS	1890044	1304512	692411	533034	36.63	40.86
	CO-OPERATIVE BANKS						
28	STATE CO-OP. BANK	415390	76087	201192	35256	48.43	46.34
	Total Cooperative Bank	415390	76087	201192	35256	48.43	46.34
	REGIONAL RURAL BANKS						
29	DAKSHIN BIHAR GRAMIN BANK	698233	529606	423708	359675	60.68	67.91
30	UTTAR BIHAR GRAMIN BANK	889797	739410	162916	135314	18.31	18.30
	Total Region Rural Bank	1588030	1269016	586624	494989	36.94	39.01
	SMALL FINANCE BANK						
31	JANA SFB	0	0	0	0	0.00	0.00
32	UTKARSH SFB	0	0	0	0	0.00	0.00
33	UJJIVAN SFB	0	0	0	0	0.00	0.00
34	ESAF SFB	0	0	0	0	0.00	0.00
35	UNITY SFB	0	0	0	0	0	0
	Total Small Financial Bank	0	0	0	0	0	0
	TOTAL FOR BIHAR	3893464	2649615	1480227	1063279	38.02	40.13

STATE LEVEL BANKERS' COMMITTEE BIHAR, PATNA							
(CONVENOR- STATE BANK OF INDIA) FY : 2023-24							
BANK-WISE AGRICULTURE LOAN OUTSTANDING TO SMALL, MARGINAL & OTHER FARMERES AS ON 31.12.2023							
Rs. In Lakh							
SL. NO.	BANKS NAME	SMALL FARMERS		MARGINAL FARMERS		OTHER FARMERS	
		NO.	O/S AMOUNT	NO.	O/S AMOUNT	NO.	O/S AMOUNT
	LEAD BANKS						
1	STATE BANK OF INDIA	98547	102806	462873	547222	25564	52348
2	CENTRAL BANK OF INDIA	95847	167280	153680	243154	103113	144671
3	PUNJAB NATIONAL BANK	107901	97446	204086	165919	102905	267366
4	CANARA BANK	33695	47592	6286	16285	76075	134933
5	UCO BANK	75824	18195	49749	15052	117624	143625
6	BANK OF BARODA	38772	39440	58678	64166	70980	140654
7	UNION BANK OF INDIA	42881	68710	45838	19498	22216	60891
	OTHER BANKS						
8	BANK OF INDIA	30588	43060	133638	84486	51802	144824
9	BANK OF MAHARASHTRA	0	0	0	0	1683	9812
10	INDIAN BANK	16486	33082	8745	16715	48460	121783
11	INDIAN OVERSEAS BANK	703	1311	2001	4042	3212	11878
12	PUNJAB AND SIND BANK	0	0	0	0	221	917
	Total Public Sector Bank	541244	618922	1125574	1176539	623855	1233702
	PRIVATE BANKS						
13	IDBI	43959	26113	25340	20044	972	3016
14	ICICI BANK	0	0	0	0	67644	124557
15	FEDERAL BANK	163	347	983	1116	3054	6738
16	JAMMU KASHMIR BANK	0	0	0	0	1	1
17	SOUTH INDIAN BANK	0	0	0	0	0	0
18	AXIS BANK	0	0	0	0	68035	160915
19	HDFC BANK	0	0	0	0	510859	275623
20	INDUSIND BANK	0	0	0	0	2829395	678209
21	KARNATAKA BANK	0	0	0	0	9	561
22	KOTAK MAHINDRA	82344	30262	501187	161500	3792	12699
23	YES BANK	20212	6142	0	0	11	492
24	BANDHAN BANK	0	0	0	0	328801	122005
25	RBL BANK	355018	69423	422488	156711	60019	31556
26	IDFC FIRST BANK Ltd	22517	6945	47837	11483	63546	24863
27	Karur Vysya Bank	0	0	0	0	0	0
	Total Private Sector Bank	524213	139232	997835	350854	3936138	1441235
	Total COMM. BANKS	1065457	758154	2123409	1527393	4559993	2674937
	CO-OPERATIVE BANKS						
28	STATE CO-OP. BANK	345698	375589	115233	125196	49234	16808
	Total Co-operative Bank	345698	375589	115233	125196	49234	16808
	REGIONAL RURAL BANKS						
29	DAKSHIN BIHAR GRAMIN BANK	323651	46937	478852	54502	217779	860653
30	UTTAR BIHAR GRAMIN BANK	713534	464963	437328	303820	239	288
	Total Region Rural Bank	1037185	511900	916180	358322	218018	860941
	SMALL FINANCE BANK						
31	JANA SFB	107674	36464	0	0	87003	26663
32	UTKARSH SFB	366028	133230	396529	144332	0	0
33	UJJIVAN SFB	78	13	2694	521	329448	125421
34	ESAF SFB	0	0	0	0	41538	14472
35	UNITY SFB	14328	4963	37602	10941	1919	645
	Total Small Financial Bank	488108	174670	436825	155794	459908	167201
	TOTAL FOR BIHAR	2936448	1820313	3591647	2166705	5287153	3719887

STATE LEVEL BANKERS' COMMITTEE BIHAR, PATNA				
(CONVENOR- STATE BANK OF INDIA) FY : 2023-24				
RETURN UPTO THE QUARTER ENDED Dec. 2023 ATM IN KCC				
SL. NO.	BANK NAME	KCC OUTSTANDING NO. OF ACCOUNTS	SMART CARD/ATM ENABLED CARD ISSUED DURING THE FY 2023-24	SMART CARD/ATM ENABLED CARD ISSUED (CUMULATIVE) AS ON 31.12.2023
	LEAD BANKS			
1	STATE BANK OF INDIA	250940	8831	263893
2	CENTRAL BANK OF INDIA	247966	2633	268038
3	PUNJAB NATIONAL BANK	233707	0	206566
4	CANARA BANK	68391	30489	79714
5	UCO BANK	193045	2068	114256
6	BANK OF BARODA	84789	0	111789
7	UNION BANK OF INDIA	99610	1092	99959
	OTHER BANKS			
8	BANK OF INDIA	100671	0	159653
9	BANK OF MAHARASHTRA	132	0	457
10	INDIAN BANK	87794	15299	96839
11	INDIAN OVERSEAS BANK	2638	0	0
12	PUNJAB AND SIND BANK	0	0	0
	Total Public Sector Bank	1369683	60412	1401164
	PRIVATE BANKS			
13	IDBI	6777	0	0
14	ICICI BANK	4269	0	0
15	FEDERAL BANK	42	9	9
16	JAMMU KASHMIR BANK	0	0	0
17	SOUTH INDIAN BANK	0	0	0
18	AXIS BANK	105	0	0
19	HDFC BANK	508230	0	0
20	INDUSIND BANK	0	0	0
21	KARNATAKA BANK	0	0	0
22	KOTAK MAHINDRA	0	0	0
23	YES BANK	937	0	0
24	BANDHAN BANK	0	0	0
25	RBL BANK	0	0	0
26	IDFC FIRST BANK Ltd	0	0	0
27	Karur Vysya Bank	0	0	0
	Total Private Sector Bank	520360	9	9
	Total COMM. BANKS	1890043	60421	1401173
	CO-OPERATIVE BANKS			
28	STATE CO-OP. BANK	415390	867	202184
	Total Cooperative Bank	415390	867	202184
	REGIONAL RURAL BANKS			
29	DAKSHIN BIHAR GRAMIN BANK	698233	148	613951
30	UTTAR BIHAR GRAMIN BANK	889797	0	488827
	Total Region Rural Bank	1588030	148	1102778
	SMALL FINANCE BANK			
31	JANA SFB	0	0	0
32	UTKARSH SFB	0	0	0
33	UJJIVAN SFB	0	0	0
34	ESAF SFB	0	0	0
35	UNITY SFB	0	0	0
	Total Small Financial Bank	0	0	0
	TOTAL FOR BIHAR	3893463	61436	2706135

STATE LEVEL BANKERS' COMMITTEE BIHAR, PATNA									
(CONVENOR- STATE BANK OF INDIA) FY : 2023-24									
BANK WISE PROGRESS UNDER DAIRY AS ON : 31.12.2023									
(Rs. In Lakh)									
SL. NO.	BANK NAME	TARGET		SANCTIONED		DISBURSED		ACHIEV %AGE	ACHIEV %AGE
		NO.	Amt	NO.	AMOUNT	NO.	AMOUNT	NO.	AMT
	LEAD BANKS								
1	STATE BANK OF INDIA	28721	68647	16	12	16	12	0.06	0.02
2	CENTRAL BANK OF INDIA	12492	29862	50	41	50	41	0.40	0.14
3	PUNJAB NATIONAL BANK	20399	48760	52	268	46	242	0.23	0.50
4	CANARA BANK	9077	21699	202	568	202	465	2.23	2.14
5	UCO BANK	6869	16427	169	621	168	608	2.45	3.70
6	BANK OF BARODA	8548	20444	95	250	95	175	1.11	0.86
7	UNION BANK OF INDIA	3498	8362	206	970	206	970	5.89	11.60
	OTHER BANKS								
8	BANK OF INDIA	10068	24068	26	80	26	60	0.26	0.25
9	BANK OF MAHARASHTRA	10	32	4	10	4	10	40.00	31.25
10	INDIAN BANK	8671	20723	17	91	17	91	0.20	0.44
11	INDIAN OVERSEAS BANK	1752	4193	375	2650	375	2650	21.40	63.20
12	PUNJAB AND SIND BANK	381	920	0	0	0	0	0.00	0.00
	Total Public Sector Bank	110486	264137	1212	5561	1205	5324	1.09	2.02
	PRIVATE BANKS								
13	IDBI	150	371	1	3	1	1	0.67	0.27
14	ICICI BANK	1762	4207	0	0	0	0	0.00	0.00
15	FEDERAL BANK	234	559	0	0	0	0	0.00	0.00
16	JAMMU KASHMIR BANK	0	0	0	0	0	0	0.00	0.00
17	SOUTH INDIAN BANK	0	0	0	0	0	0	0.00	0
18	AXIS BANK	1363	3268	0	0	0	0	0.00	0
19	HDFC BANK	4234	10120	0	0	0	0	0.00	0.00
20	INDUSIND BANK	1194	2862	0	0	0	0	0.00	0.00
21	KARNATAKA BANK	29	70	0	0	0	0	0.00	0.00
22	KOTAK MAHINDRA	698	1676	0	0	0	0	0.00	0.00
23	YES BANK	145	349	0	0	0	0	0.00	0.00
24	BANDHAN BANK	15071	36016	0	0	0	0	0.00	0.00
25	RBL BANK	145	349	0	0	0	0	0.00	0.00
26	IDFC FIRST BANK Ltd	292	698	22496	10915	22496	10915	7704.11	1563.75
27	Karur Vysya Bank	0	0	0	0	0	0	0.00	0.00
	Total Private Sector Bank	25317	60545	22497	10918	22497	10916	88.86	18.03
	Total COMM. BANKS	135803	324682	23700	16479	23702	16240	17.45	5.00
	CO-OPERATIVE BANKS								
28	STATE CO-OP. BANK	8996	21496	0	0	0	0	0.00	0.00
	Total Cooperative Bank	8996	21496	0	0	0	0	0.00	0.00
	REGIONAL RURAL BANKS								
29	DAKSHIN BIHAR GRAMIN BANK	31465	75202	5180	15253	5180	15253	16.46	20.28
30	UTTAR BIHAR GRAMIN BANK	34490	82425	1	1	1	1	0.00	0.00
	Total Region Rural Bank	65955	157627	5181	15254	5181	15254	7.86	9.68
	SMALL FINANCE BANK								
31	JANA SFB	1025	2447	11152	5685	11152	5685	1088.00	232.33
32	UTKARSH SFB	6011	14372	0	0	0	0	0.00	0.00
33	UJJIVAN SFB	1109	2655	624	338	624	338	56.27	12.73
34	ESAF SFB	241	580	13205	5962	13205	5962	5479.25	1027.93
35	UNITY SFB	0	0	176	73	176	73	0.00	0.00
	Total Small Financial Bank	8386	20054	25157	12058	25157	12058	299.99	60.13
	TOTAL FOR BIHAR	219140	523859	54047	43791	54040	43552	24.66	8.31

STATE LEVEL BANKERS' COMMITTEE BIHAR, PATNA									
(CONVENOR- STATE BANK OF INDIA) FY : 2023-24									
BANK WISE PERFORMANCE :KISAN CREDIT CARD AS ON : 2023-24									
(Rs. In Lakh)									
SL. NO	BANK NAME	TARGET		KCC ANIMAL HUSBANDRY -NEW				% ACHIEVEMENT	
				SANCTION		DISBURSED			
		NO.	AMT	NO.	AMT	NO.	AMT.	NO.	AMT.
	LEAD BANKS								
1	STATE BANK OF INDIA	22872	19898	5562	3493	5558	3490	24.30	17.54
2	CENTRAL BANK OF INDIA	10250	8918	100	186	100	144	0.98	1.61
3	PUNJAB NATIONAL BANK	17873	15548	1716	2384	1716	2384	9.60	15.33
4	CANARA BANK	6110	5312	2812	6582	2812	5263	46.02	99.08
5	UCO BANK	5465	4753	738	2412	738	2412	13.50	50.75
6	BANK OF BARODA	5987	5206	2227	2567	2227	2567	37.20	49.31
7	UNION BANK OF INDIA	682	593	1832	2854	1832	2854	268.62	481.28
	OTHER BANKS								
8	BANK OF INDIA	8365	7272	166	189	166	189	1.98	2.60
9	BANK OF MAHARASHTRA	17	17	2	5	2	5	11.76	29.41
10	INDIAN BANK	6261	5442	254	306	254	306	4.06	5.62
11	INDIAN OVERSEAS BANK	675	588	42	185	42	185	6.22	31.46
12	PUNJAB AND SIND BANK	3	3	0	0	0	0	0.00	0.00
	Total Public Sector Bank	84560	73550	15451	21163	15447	19799	18.27	26.92
	PRIVATE BANKS								
13	IDBI	1232	1072	2	5	2	2	0.16	0.19
14	ICICI BANK	1779	1547	0	0	0	0	0.00	0.00
15	FEDERAL BANK	92	80	0	0	0	0	0.00	0.00
16	JAMMU KASHMIR BANK	0	0	0	0	0	0	0.00	0.00
17	SOUTH INDIAN BANK	0	0	0	0	0	0	0.00	0.00
18	AXIS BANK	2146	1866	0	0	0	0	0.00	0.00
19	HDFC BANK	2204	1916	0	0	0	0	0.00	0.00
20	INDUSIND BANK	277	241	0	0	0	0	0.00	0.00
21	KARNATAKA BANK	0	0	0	0	0	0	0.00	0.00
22	KOTAK MAHINDRA	431	375	0	0	0	0	0.00	0.00
23	YES BANK	0	0	0	0	0	0	0.00	0.00
24	BANDHAN BANK	3896	3391	0	0	0	0	0.00	0.00
25	RBL BANK	93	81	0	0	0	0	0.00	0.00
26	IDFC FIRST BANK Ltd	92	80	0	0	0	0	0.00	0.00
27	Karur Vysya Bank	0	0	0	0	0	0	0.00	0.00
	Total Private Sector Bank	12242	10649	2	5	2	2	0.02	0.02
	Total COMM. BANKS	96802	84199	15453	21168	15449	19801	15.96	23.52
	CO-OPERATIVE BANKS								
28	STATE CO-OP. BANK	12458	10840	0	0	0	0	0.00	0.00
	Total Cooperative Bank	12458	10840	0	0	0	0	0.00	0.00
	REGIONAL RURAL BANKS								
29	DAKSHIN BIHAR GRAMIN BANK	20561	17888	7613	4040	7613	4040	37.03	22.58
30	UTTAR BIHAR GRAMIN BANK	30128	26212	125	132	125	89	0.41	0.34
	Total Region Rural Bank	50689	44100	7738	4172	7738	4129	15.27	9.36
	SMALL FINANCE BANK								
31	JANA SFB	430	374	0	0	0	0	0.00	0.00
32	UTKARSH SFB	5344	4645	0	0	0	0	0.00	0.00
33	UJJIVAN SFB	645	561	0	0	0	0	0.00	0.00
34	ESAF SFB	74	64	0	0	0	0	0.00	0.00
35	UNITY SFB	0	0	0	0	0	0	0.00	0.00
36	Total Small Financial Bank	6493	5644	0	0	0	0	0.00	0.00
	TOTAL FOR BIHAR	166442	144783	23191	25340	23187	23930	13.93	16.53

STATE LEVEL BANKERS' COMMITTEE BIHAR, PATNA
(CONVENOR- STATE BANK OF INDIA) FY : 2023-24

BANK WISE PROGRESS UNDER POULTRY UNITS AS ON : 31.12.2023

(Rs. In Lakh)

SL. NO.	BANK NAME	TARGET		SANCTIONED		DISBURSED		ACHIEV %AGE	ACHIEV %AGE
		NO.	Amt	NO.	AMOUNT	NO.	AMOUNT	NO.	AMT
	LEAD BANKS								
1	STATE BANK OF INDIA	9560	34322	4	227	4	227	0.04	0.66
2	CENTRAL BANK OF INDIA	4155	14930	9	105	9	105	0.22	0.70
3	PUNJAB NATIONAL BANK	6791	24386	11	813	9	441	0.13	1.81
4	CANARA BANK	3016	10849	282	912	282	816	9.35	7.52
5	UCO BANK	2284	8202	59	231	49	230	2.15	2.80
6	BANK OF BARODA	2847	10222	55	115	55	115	1.93	1.13
7	UNION BANK OF INDIA	1169	4202	56	820	56	820	4.79	19.51
	OTHER BANKS								
8	BANK OF INDIA	3351	12037	4	85	4	45	0.12	0.37
9	BANK OF MAHARASHTRA	9	33	0	0	0	0	0.00	0.00
10	INDIAN BANK	2879	10361	0	0	0	0	0.00	0.00
11	INDIAN OVERSEAS BANK	583	2098	30	780	30	780	5.15	37.18
12	PUNJAB AND SIND BANK	4	15	0	0	0	0	0.00	0.00
	Total Public Sector Bank:	36648	131657	510	4088	498	3579	1.36	2.72
	PRIVATE BANKS								
13	IDBI	701	2518	15	126	15	45	2.14	1.79
14	ICICI BANK	1186	4278	0	0	0	0	0.00	0.00
15	FEDERAL BANK	77	280	0	0	0	0	0.00	0.00
16	JAMMU KASHMIR BANK	0	0	0	0	0	0	0.00	0.00
17	SOUTH INDIAN BANK	0	0	0	0	0	0	0.00	0
18	AXIS BANK	693	2472	0	0	0	0	0.00	0
19	HDFC BANK	1407	5066	0	0	0	0	0.00	0.00
20	INDUSIND BANK	399	1433	0	0	0	0	0.00	0.00
21	KARNATAKA BANK	10	35	0	0	0	0	0.00	0.00
22	KOTAK MAHINDRA	236	839	0	0	0	0	0.00	0.00
23	YES BANK	49	174	0	0	0	0	0.00	0.00
24	BANDHAN BANK	4638	16652	0	0	0	0	0.00	0.00
25	RBL BANK	49	174	0	0	0	0	0.00	0.00
26	IDFC FIRST BANK Ltd	97	349	833	402	333	402	858.76	115.19
27	Karur Vysya Bank	0	0	0	0	0	0	0.00	0.00
	Total Private Sector Bank	9542	34270	848	528	848	447	8.89	1.30
	Total COMM. BANKS	46190	165927	1358	4616	1346	4026	2.91	2.43
	CO-OPERATIVE BANKS								
28	STATE CO-OP. BANK	3104	11143	0	0	0	0	0.00	0.00
	Total Cooperative Bank	3104	11143	0	0	0	0	0.00	0.00
	REGIONAL RURAL BANKS								
29	DAKSHIN BIHAR GRAMIN BANK	10473	37601	0	0	0	0	0.00	0
30	UTTAR BIHAR GRAMIN BANK	10026	35994	0	0	0	0	0.00	0.00
	Total Region Rural Bank	20499	73595	0	0	0	0	0.00	0.00
	SMALL FINANCE BANK								
31	JANA SFB	338	1224	0	0	0	0	0.00	0.00
32	UTKARSH SFB	1997	7188	0	0	0	0	0.00	0.00
33	UJJIVAN SFB	370	1329	0	0	0	0	0.00	0.00
34	ESAF SFB	83	290	381	180	381	180	459.04	62.07
35	UNITY SFB	0	0	23	10	23	10	0.00	0.00
	Total Small Financial Bank	2788	10031	404	190	404	190	14.49	1.89
	TOTAL FOR BIHAR	72581	260696	1762	4806	1750	4216	2.41	1.62

STATE LEVEL BANKERS' COMMITTEE BIHAR, PATNA									
(CONVENOR- STATE BANK OF INDIA) FY : 2023-24									
BANK WISE PROGRESS UNDER FISHERY UNITS AS ON : 31.12.2023									
(RS. In Lakh)									
SL. NO.	BANK NAME	TARGET		SANCTIONED		DISBURSED		ACHIEV %AGE	ACHIEV %AGE
		NO.	Amt	NO.	AMOUNT	NO.	AMOUNT	NO.	AMT
	LEAD BANKS								
1	STATE BANK OF INDIA	7181	17164	2	89	2	89	0.03	0.52
2	CENTRAL BANK OF INDIA	3126	7465	2	2	2	2	0.06	0.03
3	PUNJAB NATIONAL BANK	5100	12190	8	210	6	179	0.12	1.47
4	CANARA BANK	2272	5425	31	132	31	121	1.36	2.23
5	UCO BANK	1713	4093	39	151	39	148	2.28	3.62
6	BANK OF BARODA	2138	5110	4	9	4	9	0.19	0.18
7	UNION BANK OF INDIA	999	2379	2	26	2	26	0.20	1.09
	OTHER BANKS								
8	BANK OF INDIA	2517	6017	0	0	0	0	0.00	0.00
9	BANK OF MAHARASHTRA	10	33	0	0	0	0	0.00	0.00
10	INDIAN BANK	2171	5183	0	0	0	0	0.00	0.00
11	INDIAN OVERSEAS BANK	438	1040	0	0	0	0	0.00	0.00
12	PUNJAB AND SIND BANK	2	15	0	0	0	0	0.00	0.00
	Total Public Sector Bank	27667	66114	88	619	86	574	0.31	0.87
	PRIVATE BANKS								
13	IDBI	523	1246	0	0	0	0	0.00	0.00
14	ICICI BANK	907	2157	0	0	0	0	0.00	0.00
15	FEDERAL BANK	60	141	0	0	0	0	0.00	0.00
16	JAMMU KASHMIR BANK	0	0	0	0	0	0	0.00	0.00
17	SOUTH INDIAN BANK	0	0	0	0	0	0	0.00	0
18	AXIS BANK	390	937	0	0	0	0	0.00	0
19	HDFC BANK	1058	2526	0	0	0	0	0.00	0.00
20	INDUSIND BANK	298	710	0	0	0	0	0.00	0.00
21	KARNATAKA BANK	7	17	0	0	0	0	0.00	0.00
22	KOTAK MAHINDRA	173	415	0	0	0	0	0.00	0.00
23	YES BANK	36	86	0	0	0	0	0.00	0.00
24	BANDHAN BANK	2574	6156	0	0	0	0	0.00	0.00
25	RBL BANK	36	86	0	0	0	0	0.00	0.00
26	IDFC FIRST BANK Ltd	73	174	1427	689	1427	689	1954.79	395.98
27	Karur Vysya Bank	0	0	0	0	0	0	0.00	0.00
	Total Private Sector Bank	6135	14651	1427	689	1427	689	23.26	4.70
	Total COMM. BANKS	33802	80765	1515	1308	1513	1263	4.48	1.56
	CO-OPERATIVE BANKS								
28	STATE CO-OP. BANK	2476	5929	1	1	1	1	0.04	0.02
	Total Cooperative Bank	2476	5929	1	1	1	1	0.04	0.02
	REGIONAL RURAL BANKS								
29	DAKSHIN BIHAR GRAMIN BANK	7865	18802	0	0	0	0	0.00	0
30	UTTAR BIHAR GRAMIN BANK	7531	18000	0	0	0	0	0.00	0.00
	Total Region Rural Bank	15396	36802	0	0	0	0	0.00	0.00
	SMALL FINANCE BANK								
31	JANA SFB	257	609	0	0	0	0	0.00	0.00
32	UTKARSH SFB	1501	3593	0	0	0	0	0.00	0.00
33	UJJIVAN SFB	276	659	0	0	0	0	0.00	0.00
34	ESAF SFB	64	152	1037	459	1037	459	1620.31	301.97
35	UNITY SFB	0	0	228	103	228	103	0.00	0.00
	Total Small Financial Bank	2098	5013	1265	562	1265	562	60.30	11.21
	TOTAL FOR BIHAR	53772	128509	2781	1871	2779	1826	5.17	1.42




STATE LEVEL BANKERS' COMMITTEE BIHAR, PATNA									
(CONVENOR- STATE BANK OF INDIA) FY : 2023-24									
BANK WISE PERFORMANCE :KISAN CREDIT CARD AS ON : 2023-24									
(Rs. In Lakh)									
SL. NO	BANK NAME	TARGET		KCC ANIMAL FISHERIES -NEW				% ACHIEVEMENT	
		NO.	AMT	SANCTION		DISBURSED		NO.	AMT.
				NO.	AMT	NO.	AMT.		
	LEAD BANKS								
1	STATE BANK OF INDIA	13353	11615	154	511	153	511	1.15	4.40
2	CENTRAL BANK OF INDIA	5981	5200	1	1	1	1	0.02	0.02
3	PUNJAB NATIONAL BANK	10424	9069	23	54	23	54	0.22	0.60
4	CANARA BANK	3555	3089	133	715	98	612	2.76	19.81
5	UCO BANK	3182	2767	48	116	47	94	1.48	3.40
6	BANK OF BARODA	3481	3027	72	57	71	56	2.04	1.85
7	UNION BANK OF INDIA	2772	2409	43	80	43	80	1.55	3.32
	OTHER BANKS								
8	BANK OF INDIA	4872	4237	8	11	8	11	0.16	0.26
9	BANK OF MAHARASHTRA	19	19	0	0	0	0	0.00	0.00
10	INDIAN BANK	3648	3168	0	0	0	0	0.00	0.00
11	INDIAN OVERSEAS BANK	538	471	18	425	18	425	3.35	90.23
12	PUNJAB AND SIND BANK	3	3	0	0	0	0	0.00	0.00
	Total Public Sector Bank	51828	45074	500	1970	462	1844	0.89	4.09
	PRIVATE BANKS								
13	IDBI	719	632	0	0	0	0	0.00	0.00
14	ICICI BANK	1022	889	0	0	0	0	0.00	0.00
15	FEDERAL BANK	53	46	0	0	0	0	0.00	0.00
16	JAMMU KASHMIR BANK	0	0	0	0	0	0	0.00	0.00
17	SOUTH INDIAN BANK	0	0	0	0	0	0	0.00	0.00
18	AXIS BANK	1233	1074	0	0	0	0	0.00	0.00
19	HDFC BANK	1276	1108	0	0	0	0	0.00	0.00
20	INDUSIND BANK	157	137	0	0	0	0	0.00	0.00
21	KARNATAKA BANK	0	0	0	0	0	0	0.00	0.00
22	KOTAK MAHINDRA	252	221	0	0	0	0	0.00	0.00
23	YES BANK	0	0	0	0	0	0	0.00	0.00
24	BANDHAN BANK	1543	1344	0	0	0	0	0.00	0.00
25	RBL BANK	51	45	0	0	0	0	0.00	0.00
26	IDFC FIRST BANK Ltd	53	46	0	0	0	0	0.00	0.00
27	Karur Vysya Bank	0	0	0	0	0	0	0.00	0.00
	Total Private Sector Bank	6359	5542	0	0	0	0	0.00	0.00
	Total COMM. BANKS	58187	50616	500	1970	462	1844	0.79	3.64
	CO-OPERATIVE BANKS								
28	STATE CO-OP. BANK	5468	4763	9	4	9	4	0.16	0.08
	Total Cooperative Bank	5468	4763	9	4	9	4	0.16	0.08
	REGIONAL RURAL BANKS								
29	DAKSHIN BIHAR GRAMIN BANK	18106	15752	0	0	0	0	0.00	0.00
30	UTTAR BIHAR GRAMIN BANK	17590	15303	25	42	25	33	0.14	0.22
	Total Region Rural Bank	35696	31055	25	42	25	33	0.07	0.11
	SMALL FINANCE BANK								
31	JANA SFB	252	220	0	0	0	0	0.00	0.00
32	UTKARSH SFB	3111	2705	0	0	0	0	0.00	0.00
33	UJJIVAN SFB	360	314	0	0	0	0	0.00	0.00
34	ESAF SFB	46	40	0	0	0	0	0.00	0.00
35	UNITY SFB	0	0	0	0	0	0	0.00	0.00
36	Total Small Financial Bank	3769	3279	0	0	0	0	0.00	0.00
	TOTAL FOR BIHAR	103120	89713	534	2016	496	1881	0.48	2.10

STATE LEVEL BANKERS' COMMITTEE BIHAR, PATNA						
(CONVENOR- STATE BANK OF INDIA) FY : 2023-24						
BANK-WISE PROGRESS UNDER SELF HELP GROUP AS ON 31.12.2023 (Rs. in lakh)						
SL.NO.	NAME OF BANKS	TARGET (CREDIT LINKAGE)	SAVING BANK LINKAGE DONE	CREDIT LINKAGE (SANCTION)		CREDIT LINKAGE % ACHIEV.
		NO.	NO.	NO.	AMT.	(NO.)
	LEAD BANKS					
1	STATE BANK OF INDIA	35441	7701	45686	149078	128.91
2	CENTRAL BANK OF INDIA	18893	3085	11684	33318	61.84
3	PUNJAB NATIONAL BANK	31256	1641	14387	47932	46.03
4	CANARA BANK	8881	731	4528	14352	50.99
5	UCO BANK	8704	1673	7091	22872	81.47
6	BANK OF BARODA	10283	1840	12768	45427	124.17
7	UNION BANK OF INDIA	5629	611	1884	5806	33.47
	OTHER BANKS					
8	BANK OF INDIA	12808	2561	10277	34469	80.24
9	BANK OF MAHARASHTRA	66	0	0	0	0.00
10	INDIAN BANK	10905	1178	5745	18955	52.68
11	INDIAN OVERSEAS BANK	1309	0	2	3	0.15
12	PUNJAB AND SIND BANK	260	0	0	0	0.00
	Total Public Sector Bank	144435	21021	114052	372212	78.96
	PRIVATE BANKS					
13	IDBI	1581	29	59	160	3.73
14	ICICI BANK	850	936	1443	3609	169.76
15	FEDERAL BANK	140	0	0	0	0.00
16	JAMMU KASHMIR BANK	14	0	0	0	0.00
17	SOUTH INDIAN BANK	0	0	0	0	0.00
18	AXIS BANK	1159	0	0	0	0.00
19	HDFC BANK	1376	2	4	9	0.29
20	INDUSIND BANK	288	0	0	0	0.00
21	KARNATAKA BANK	0	0	0	0	0.00
22	KOTAK MAHINDRA	105	0	0	0	0.00
23	YES BANK	14	0	0	0	0.00
24	BANDHAN BANK	2679	0	0	0	0.00
25	RBL BANK	0	0	0	0	0.00
26	IDFC FIRST BANK Ltd	0	0	0	0	0.00
27	Karur Vysya Bank	0	0	0	0	0.00
	Total Private Sector Bank	8206	967	1506	3778	18.35
	Total COMM. BANKS	152641	21988	115558	375990	75.71
	CO-OPERATIVE BANKS					
28	STATE CO-OP. BANK	0	63	63	95	0.00
	Total Cooperative Bank	0	63	63	95	0.00
	REGIONAL RURAL BANKS					
29	DAKSHIN BIHAR GRAMIN BANK	47701	6655	56355	202810	118.14
30	UTTAR BIHAR GRAMIN BANK	49658	12662	62512	185440	125.89
	Total Region Rural Bank	97359	19317	118867	388250	122.09
	SMALL FINANCE BANK					
31	JANA SFB	0	0	0	0	0.00
32	UTKARSH SFB	0	0	0	0	0.00
33	UJJIVAN SFB	0	0	0	0	0.00
34	ESAF SFB	0	0	0	0	0.00
35	UNITY SFB	0	0	0	0	0.00
	Total Small Financial Bank	0	0	0	0	0.00
	TOTAL FOR BIHAR	250000	41368	234488	764335	93.80

Snapshot-Jeevika SHGs Bank Linkage Status (April 2023 to December 2023)								
S.No	Bank Name	Sum of Progress of SHGs Saving Account Opening (April 2023-December 2023)	Sum of Progress of SHGs 1st credit linkage (April 2023-December 2023)	Sum of Progress of SHGs 2nd credit linkage (April 2023-December 2023)	Sum of Progress of SHGs 3rd credit linkage (April 2023-December 2023)	Sum of Progress of SHGs 4th credit linkage (April 2023-December 2023)	Sum of Total Credit Linkage (1st+2nd+3rd+4th) during (April 2023-December 2023)	Sum of Progress of Credit Amount in Rs Lakhs (1st, 2nd, 3rd & 4th credit linkage) (April 2023-December 2023)
1	Bank of Baroda	1840	2142	5458	4360	808	12768	45427
2	Bank of India	2561	2324	4391	2904	658	10277	34469
3	Bihar Co-Operative Bank	63	63	0	0	0	63	94.5
4	Canara Bank	731	976	2436	1065	51	4528	14352
5	Central Bank of India	3085	4099	5378	2179	28	11684	33317.5
6	Dakshin Bihar Gramin Bank	6655	7326	26662	19821	2546	56355	202810
7	HDFC Bank	2	2	2	0	0	4	9
8	ICICI Bank	936	936	435	70	2	1443	3609
9	IDBI Bank	29	21	31	7	0	59	159.5
10	Indian Bank	1178	1391	2451	1678	225	5745	18954.5
11	Indian Overseas Bank	0	2	0	0	0	2	3
12	Punjab National Bank	1641	3062	6643	3764	918	14387	47932
13	State Bank of India	7701	8463	24866	11884	473	45686	149077.5
14	Uco Bank	1673	1734	3257	2100	0	7091	22872
15	Union Bank of India	611	599	759	497	29	1884	5805.5
16	Uttar Bihar Gramin Bank	12662	18328	31486	12177	521	62512	185440

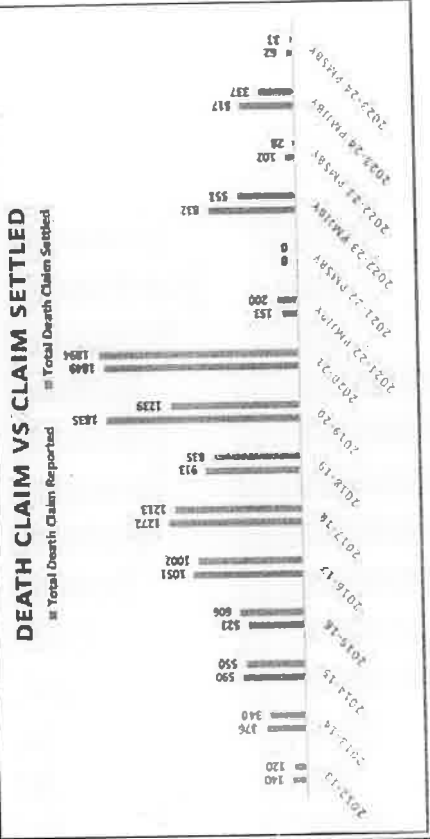
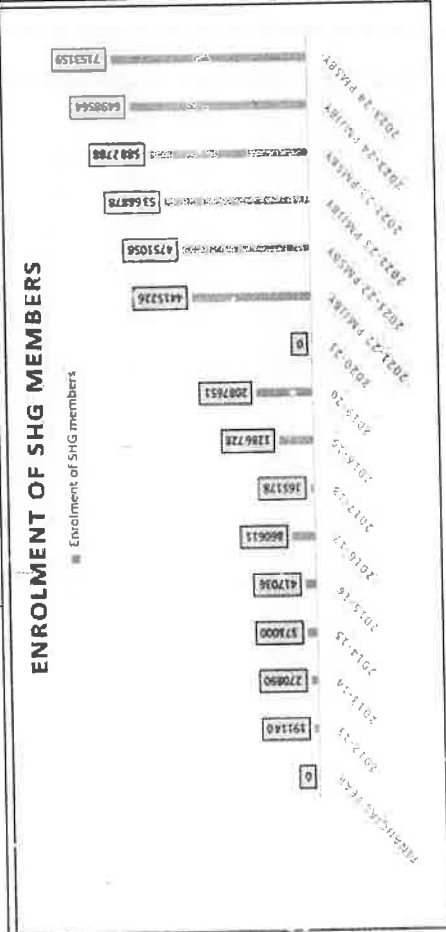
JEEVIKA-YEARWISE SHG BANK LINKAGE PROGRESS

Sl.No	Financial Year	No. of SHG's Savings A/C Opened	No. of SHG's 1st, 2nd & 3rd Bank Credit Linkage Done	Bank Credit Linkage Amount (In Rs. Lakhs)
1	2008-09	4134	28012	12258
	Progress (April 2008-Mar 2011)	41345	24032	12258
2	2012-13	53451	46251	22716
	Progress (April 2012-Mar 2013)	16186	20219	10458
3	2013-14	95007	69778	37645
	Progress (April 2013-Mar 2014)	37556	25277	14927
4	2014-15	211790	121181	65936
	Progress (April 2014-Mar 2015)	114783	51463	2633
5	2015-16	332038	221261	170012
	Progress (April 2015-Mar 2016)	120206	106480	64006
6	2016-17	470033	391314	289186
	Progress (April 2016-Mar 2017)	137995	170057	169385
7	2017-18	613226	587516	31801
	Progress (April 2017-Mar 2018)	143177	196402	236415
8	2018-19	745891	610126	816832
	Progress (April 2018-Mar 2019)	131851	222810	381081
9	2019-20	916128	1013022	1145216
	Progress (April 2019-Mar 2020)	91097	224496	382334
10	2020-21	962116	1211746	1519956
	Progress (April 2020-Mar 2021)	98036	176624	350720
11	2021-22	928642	1431112	210738
	Progress (April 2021-Mar 2022)	16426	245666	557422
12	2022-23	959425	1750952	2981807
	Progress (April 2022-Mar 2023)	18783	293840	876449
13	2023-24	1050794	1399440	3282119
	Progress (April-Dec 2023)	41368	234488	764332



MICROINSURANCE – YEARWISE ACHIEVEMENT

Financial Year	Enrolment of SHG members	Total Death Claim Reported	Total Death Claim Settled	Claim Settlement Amt (In Lakhs)
2012-13	191140	140	120	37.35
2013-14	270890	376	340	102.9
2014-15	373000	590	550	166.66
2015-16	417036	523	606	181.8
2016-17	860611	1051	1002	303.75
2017-18	165178	1272	1213	374.7
2018-19	1286728	913	835	1010.05
2019-20	2087651	1835	1239	2372.6
2020-21	NIL	1849	1894	3788
2021-22 PMJJBY	4415226	153	200	400
2021-22 PMSBY	4751058	0	0	0
2022-23 PMJJBY	5368678	832	553	1058.4
2022-23 PMSBY	5882788	102	28	56
2023-24 PMJJBY	6498564	517	337	665.5
2023-24 PMSBY	7153159	62	33	66
Total	10215	10215	8950	10583.71



STATE LEVEL BANKERS' COMMITTEE BIHAR, PATNA
(CONVENOR- STATE BANK OF INDIA) FY: 2023-24
BANK WISE PROGRESS UNDER EDUCATION LOAN AS ON 31.12.2023

SL. NO.	BANK NAME	(Rs. In lakh)							
		TARGET		SANCTIONED		DISBURSED		ACHIEV %AGE	ACHIEV %AGE
		NO.	AMOUNT	NO.	AMOUNT	NO.	AMOUNT	NO.	AMT
1	STATE BANK OF INDIA	7928	47485	1441	10302	3203	7271	40.40	15.31
2	CENTRAL BANK OF INDIA	3450	20682	820	1916	820	1916	23.77	9.26
3	PUNJAB NATIONAL BANK	7334	43944	3111	5520	3111	5520	42.42	12.56
4	CANARA BANK	1740	10407	2485	7509	2485	6062	142.82	58.25
5	UCO BANK	2075	12432	138	857	138	488	6.65	3.93
6	BANK OF BARODA	3135	18772	250	2691	797	1809	25.42	9.64
7	UNION BANK OF INDIA	1499	8975	141	2529	141	898	9.41	10.01
	OTHER BANKS								
8	BANK OF INDIA	376	2256	710	1289	710	1103	188.83	48.89
9	BANK OF MAHARASHTRA	404	2391	323	2417	323	1666	79.95	69.68
10	INDIAN BANK	635	3801	279	394	279	394	43.94	10.37
11	INDIAN OVERSEAS BANK	887	5291	54	950	54	950	6.09	17.96
12	PUNJAB AND SIND BANK	579	3472	21	208	21	208	3.63	5.99
	Total Public Sector Bank	30042	179908	9773	36582	12082	28285	40.22	15.72
	PRIVATE BANKS								
13	IDBI	214	1299	124	467	124	102	57.94	7.85
14	ICICI BANK	790	4720	663	2437	663	2437	83.92	51.63
15	FEDERAL BANK	360	2152	1	1	1	1	0.28	0.05
16	J.M.MU KASHMIR BANK	13	77	6	30	6	30	45.15	38.96
17	SOUTH INDIAN BANK	6	33	10	21	10	21	166.67	63.64
18	AXIS BANK	2211	13273	75	1255	66	465	2.99	3.50
19	HDFC BANK	361	2157	68	106	68	106	18.84	4.91
20	INDUSIND BANK	1	5	0	0	0	0	0.00	0.00
21	KARNATAKA BANK	27	160	5	23	5	23	18.52	14.38
22	KOTAK MAHINDRA	551	3292	0	0	0	0	0.00	0.00
23	YES BANK	8	49	0	0	0	0	0.00	0.00
24	BANDHAN BANK	407	2402	0	0	0	0	0.00	0.00
25	RBL BANK	49	286	0	0	0	0	0.00	0.00
26	IDFC FIRST BANK Ltd	4	25	0	0	0	0	0.00	0.00
27	Karur Vysya Bank	12	69	0	0	0	0	0.00	0.00
	Total Private Sector Bank	5014	29999	952	4340	943	3185	18.81	10.62
	Total COMM. BANKS	35056	209907	10725	40922	13025	31470	37.15	14.99
	CO-OPERATIVE BANKS								
28	STATE CO-OP. BANK	62	361	0	0	0	0	0.00	0.00
	Total Cooperative Bank	62	361	0	0	0	0	0.00	0.00
	REGIONAL RURAL BANKS								
29	DAKSHIN BIHAR GRAMIN BANK	729	4360	160	272	160	272	21.95	6.24
30	UTTAR BIHAR GRAMIN BANK	159	936	10	38	9	11	5.66	1.18
	Total Region Rural Bank	888	5296	170	310	169	283	19.03	5.34
	SMALL FINANCE BANK								
31	JANA SFB	98	557	0	0	0	0	0.00	0.00
32	UTKARSH SFB	14	91	0	0	0	0	0.00	0.00
33	UJJIVAN SFB	249	1476	0	0	0	0	0.00	0.00
34	ESAF SFB	10	50	0	0	0	0	0.00	0.00
35	UNITY SFB	0	0	0	0	0	0	0.00	0.00
	Total Small Financial Bank	371	2174	0	0	0	0	0.00	0.00
	TOTAL FOR BIHAR	36377	217738	10895	41232	13194	31753	36.27	14.58

STATE LEVEL BANKERS' COMMITTEE BIHAR, PATNA							
(CONVENOR- STATE BANK OF INDIA) FY - 2023-24							
BANK-WISE OUTSTANDING AND NPA UNDER EDUCATION LOAN AS ON 31.12.2023							
Rs. In Lakh							
SL. NO.	BANKS NAME	EDUCATION LOAN		NPA IN EDUCATION LOAN		NPA %	
		NO.	AMOUNT	NO.	AMOUNT	NO.	AMOUNT
	LEAD BANKS						
1	STATE BANK OF INDIA	14889	67058	787	2375	5.29	3.54
2	CENTRAL BANK OF INDIA	6271	20583	2833	8482	45.18	41.21
3	PUNJAB NATIONAL BANK	17888	51427	5974	17941	33.40	34.69
4	CANARA BANK	5489	25780	948	3178	17.27	12.33
5	UCO BANK	12647	12113	824	2603	6.52	21.49
6	BANK OF BARODA	2869	16004	481	1362	16.77	8.51
7	UNION BANK OF INDIA	3390	15997	571	1990	16.84	12.44
	OTHER BANKS						
8	BANK OF INDIA	4126	15270	729	2482	17.67	16.25
9	BANK OF MAHARASHTRA	308	1556	32	90	10.39	5.78
10	INDIAN BANK	3960	15226	1976	3127	49.90	20.54
11	INDIAN OVERSEAS BANK	585	2135	56	188	9.57	8.81
12	PUNJAB AND SIND BANK	79	476	15	108	18.99	22.69
	Total Public Sector Bank	72501	243625	15226	43926	21.00	18.03
	PRIVATE BANKS						
13	IDBI	305	1653	33	87	6.53	5.26
14	ICICI BANK	1764	9844	13	91	0.74	0.92
15	FEDERAL BANK	16	67	5	24	31.25	35.82
16	JAMMU KASHMIR BANK	18	90	0	0	0.00	0.00
17	SOUTH INDIAN BANK	0	0	0	0	0.00	0.00
18	AXIS BANK	25	178	18	54	72	30.34
19	HDFC BANK	371	882	9	20	2.43	2.27
20	INDUSIND BANK	0	0	0	0	0.00	0.00
21	KARNATAKA BANK	5	23	0	0	0.00	0.00
22	KOTAK MAHINDRA	0	0	0	0	0.00	0.00
23	YES BANK	0	0	0	0	0.00	0.00
24	BANDHAN BANK	0	0	0	0	0.00	0.00
25	RBL BANK	0	0	0	0	0.00	0.00
26	IDFC FIRST BANK Ltd	0	0	0	0	0.00	0.00
27	Karur Vysya Bank	0	0	0	0	0.00	0.00
	Total Private Sector Bank	2704	12737	78	276	2.88	2.17
	Total COMM. BANKS	75205	256362	15304	44202	20.35	17.24
	CO-OPERATIVE BANKS						
28	STATE CO-OP. BANK	0	0	0	0	0.00	0.00
	Total Cooperative Bank	0	0	0	0	0.00	0.00
	REGIONAL RURAL BANKS						
29	DAKSHIN BIHAR GRAMIN BANK	4916	14643	2527	8081	51.4	55.19
30	UTTAR BIHAR GRAMIN BANK	2463	6221	1559	4317	63.30	69.39
	Total Region Rural Bank	7379	20864	4086	12398	55.37	59.42
	SMALL FINANCE BANK						
31	JANA SFB	0	0	0	0	0.00	0.00
32	UTKARSH SFB	0	0	0	0	0.00	0.00
33	UJJIVAN SFB	0	0	0	0	0.00	0.00
34	ESAF SFB	2	1	0	0	0	0
35	UNITY SFB	0	0	0	0	0.00	0.00
	Total Small Financial Bank	2	1	0	0	0.00	0.00
	TOTAL FOR BIHAR	82586	277227	19390	56600	23.48	20.42

STATE LEVEL BANKERS' COMMITTEE BIHAR, PATNA
(CONVENOR- STATE BANK OF INDIA)
BANKWISE PERFORMANCE UNDER PRADHAN MANTRI MUDRA YOJNA (SHISHU CATEGORY- LOAN UP TO 50000) AS ON : Dec. 2023

Sl No	BANK NAME	SANCTIONED			DISBURSED			NO. OF SHISHU ACCOUNTS EXCLUDING RENEWALS AS ON Dec. 2023 (A)			NO. OF SHISHU ACCOUNTS RENEWED SANCT/DISB AS ON Dec. 2023 (B)			TOTAL SHISHU ACCOUNTS SANCT/DISB INCL. RENEWALS AS ON Dec. 2023 (A+B)			(RS. IN LACS)
		NO. OF A/C	AMT	NO. OF A/C	AMT	NO. OF A/C	AMT	NO. OF A/C	AMT	NO. OF A/C	AMT	NO. OF A/C	AMT	NO. OF A/C	AMT		
1	LEAD BANKS																
1	STATE BANK OF INDIA	18390	5027	18390	5027	699	318	699	318	19089	6047	19089	6047	19089	5324		
2	CENTRAL BANK OF INDIA	1301	765	1301	676	2915	2138	2915	2138	3989	1623	3989	1623	3989	1300		
3	PUNJAB NATIONAL BANK	8669	1231	8669	1231	1827	863	1827	863	10696	2098	10696	2098	10696	2098		
4	CANARA BANK	1806	842	2091	790	125	45	1935	901	2216	835	2216	835	2216	835		
5	UCO BANK	1346	631	1343	631	0	0	1346	631	1343	631	1343	631	1343	631		
6	BANK OF BARODA	709	329	709	329	1135	510	1135	510	1842	861	1842	861	1842	861		
7	UNION BANK OF INDIA	1858	852	1858	852	2262	917	2262	917	4120	1819	4120	1819	4120	1819		
8	OTHER BANKS																
9	BANK OF MAHARASHTRA	3381	526	3284	521	390	186	293	60	1704	411	1548	285	1548	285		
10	INDIAN BANK	525	94	525	94	0	0	0	0	508	94	508	94	508	94		
11	INDIAN OVERSEAS BANK	1068	154	1071	154	5237	708	5237	708	7573	1041	7573	1041	7573	1041		
12	PUNJAB AND SIND BANK	1009	458	1009	458	0	0	0	0	1009	458	1009	458	1009	458		
13	Private Sector Bank	40503	11025	40591	10880	14594	5763	14493	5107	54053	16100	54174	14861	54174	14861		
14	IDBI	0	0	0	0	0	0	0	0	0	0	0	0	0	0		
15	ICICI BANK	9287	2989	9287	2989	0	0	0	0	9290	2989	9289	2989	9289	2989		
16	FEDERAL BANK	0	0	0	0	0	0	0	0	0	0	0	0	0	0		
17	JAMNUL KASHMIR BANK	0	0	0	0	0	0	0	0	0	0	0	0	0	0		
18	SOUTH INDIAN BANK	0	0	0	0	0	0	0	0	0	0	0	0	0	0		
19	AXIS BANK	0	0	0	0	0	0	0	0	0	0	0	0	0	0		
20	INDUSIND BANK	15475	6501	15475	6501	15475	6501	15475	6501	203070	65125	203070	65125	203070	65125		
21	KARNATAKA BANK	638336	173765	638336	173765	0	0	0	0	30956	15004	30956	15004	30956	15004		
22	KOTAK MAHINDRA	0	0	0	0	0	0	0	0	0	0	0	0	0	0		
23	YES BANK	23950	9720	23950	9720	0	0	0	0	23950	9720	23950	9720	23950	9720		
24	FANDHAN BANK	15871	5802	15871	5802	0	0	0	0	8142	2761	8142	2761	8142	2761		
25	KBL BANK	504545	98432	504545	98432	0	0	0	0	504545	98432	504545	98432	504545	98432		
26	IDFC FIRST BANK Ltd	231792	95505	231792	95505	0	0	0	0	27685	15612	27685	15612	27685	15612		
27	Karur Vysya Bank	50549	19616	50549	19616	0	0	0	0	29066	11572	29066	11572	29066	11572		
28	Total Private Sector Bank	1489805	412330	1489805	412330	170170	66803	170170	66803	1475040	392580	1475040	392580	1475040	392580		
29	Total CO-OP. BANK	1530308	423355	1530308	423355	184764	72166	184764	72166	1529093	409080	1529093	409080	1529093	409080		
30	Total Cooperative Bank	0	0	0	0	0	0	0	0	0	0	0	0	0	0		
31	REGIONAL RURAL BANKS																
32	DAKSHIN BIHAR GRAMIN BANK	2254	817	2254	701	0	0	0	0	2254	817	2254	817	2254	701		
33	UTTAR BIHAR GRAMIN BANK	127	38	127	22	3513	1743	3513	1356	3640	1792	3640	1792	3640	1381		
34	Total Region Rural Bank	2381	855	2381	723	3513	1743	3513	1356	5894	2609	5894	2609	5894	2082		
35	JANA SFB	0	0	0	0	0	0	0	0	0	0	0	0	0	0		
36	UTKARSH SFB	226223	88278	226223	88278	0	0	0	0	427	197	427	197	427	197		
37	UJJWAN SFB	50603	23740	50603	23740	0	0	0	0	143438	52722	143438	52722	143438	50906		
38	ESAF SFB	4892	1966	4892	1966	0	0	0	0	44616	20339	44616	20339	44616	20339		
39	UNITY SFB	0	0	0	0	0	0	0	0	4892	1966	4892	1966	4892	1966		
40	Total Small Financial Bank	281718	113984	281718	113984	0	0	0	0	193373	75824	193373	75824	193373	74008		
41	TOTAL FOR BIHAR	1814407	538194	1597745	552091	188277	74309	188176	73266	1728360	487513	1469151	477963	1469151	477963		

STATE LEVEL BANKERS' COMMITTEE BIHAR, PATNA
 (CONVENOR- STATE BANK OF INDIA)
 FY: 2023-24
 BANKWISE PERFORMANCE UNDER PRADHAN MANTRI MUDDRA YOJNA (KISHORE CATEGORY- LOAN FROM 50,001 TO 5,00,000) AS ON : Dec. 2023
 (RS. IN LACS)

Sl No	BANK NAME	SANCTIONED		DISBURSED		SANCTIONED		DISBURSED		SANCTIONED		DISBURSED	
		NO. OF A/C	AMT	NO. OF A/C	AMT	NO. OF A/C	AMT	NO. OF A/C	AMT	NO. OF A/C	AMT	NO. OF A/C	AMT
	LEAD BANKS												
1	STATE BANK OF INDIA	23578	31341	23578	31300	9911	32330	9911	32330	33489	63671	33489	63630
2	CENTRAL BANK OF INDIA	1369	4289	1369	3239	5607	15134	5607	15134	6976	19423	6976	16369
3	PUNJAB NATIONAL BANK	9339	21655	9339	21655	6566	18768	6566	18768	15905	40423	15905	40423
4	CANARA BANK	3275	9800	3274	9737	141	375	137	372	3416	10175	3411	10109
5	UCO BANK	1585	4236	1585	4136	0	0	0	0	1585	4236	1585	4136
6	BANK OF BARODA	429	576	429	576	724	1008	723	1005	1153	1584	1152	1581
7	UNION BANK OF INDIA	3292	6776	3292	6776	3307	6780	3307	6780	6599	13556	6599	13556
8	OTHER BANKS												
9	BANK OF INDIA	3556	9328	3441	9314	2387	8674	2159	3813	5943	18202	5600	13127
10	BANK OF MAHARASHTRA	1394	2205	1394	2205	0	0	0	0	1394	2205	1394	2205
11	INDIAN BANK	648	1317	648	1317	6404	7286	6403	7286	7052	8603	7051	8603
12	INDIAN OVERSEAS BANK	3608	8096	3608	8096	0	0	0	0	3608	8096	3608	8096
13	PUNJAB AND SIND BANK	704	1682	704	1682	0	0	0	0	704	1682	704	1682
14	Total Public Sector Bank	52777	101501	52661	100033	35047	90355	34813	83484	87824	191856	87474	183517
	PRIVATE BANKS												
15	IDBI	0	0	0	0	0	0	0	0	0	0	0	0
16	ICICI BANK	2695	6719	2695	6719	0	0	0	0	2695	6719	2695	6719
17	FEDERAL BANK	0	0	0	0	0	0	0	0	0	0	0	0
18	JAMMU KASHMIR BANK	0	0	0	0	0	0	0	0	0	0	0	0
19	SOUTH INDIAN BANK	0	0	0	0	0	0	0	0	0	0	0	0
20	AXIS BANK	7305	13023	7305	13023	38274	35148	38274	35148	38274	35148	38274	35148
21	HDFC BANK	113721	73892	113721	73892	7305	13023	7305	13023	113721	73892	113721	73892
22	KARNATAKA BANK	6	22	6	22	6	22	6	22	12	44	12	44
23	YES BANK	1446	737	1446	737	0	0	0	0	1446	737	1446	737
24	BANDHAN BANK	1069818	738212	296000	292652	0	0	0	0	379	255	379	255
25	RBL BANK	0	0	0	0	0	0	0	0	1069813	738212	296000	292652
26	IDFC FIRST BANK Ltd	26503	19605	26503	19605	0	0	0	0	26503	19605	26503	19605
27	Karur Vysya Bank	0	0	0	0	0	0	0	0	0	0	0	0
28	Total Private Sector Bank	1221963	852465	446699	406166	45585	48193	45585	48193	1267548	900658	492284	454361
29	CO-OPERATIVE BANKS	1274740	953966	499360	506201	80532	138548	80398	131677	1355372	1092514	579758	637878
30	STATE CO-OP. BANK	0	0	0	0	0	0	0	0	0	0	0	0
31	Total Cooperative Bank	0	0	0	0	0	0	0	0	0	0	0	0
32	REGIONAL RURAL BANKS												
33	DAKSHIN BIHAR GRAMIN BANK	13438	29110	13438	21160	0	0	0	0	13438	29110	13438	21160
34	UTTAR BIHAR GRAMIN BANK	19398	79494	19398	23799	43516	114321	43516	42744	63014	143615	63014	66543
35	Total Region Rural Bank	32836	58504	32836	44959	43516	114321	43516	42744	76452	172725	76452	87703
36	SMALL FINANCE BANK												
37	JANA SFB	0	0	0	0	229	115	229	115	229	115	229	115
38	UTKARSH SFB	173948	123179	173948	123179	0	0	0	0	173948	123179	173948	123179
39	LUJIVAN SFB	29683	27493	29683	27493	0	0	0	0	29683	27493	29683	27493
40	ESAF SFB	3704	2496	3704	2496	0	0	0	0	3704	2496	3704	2496
41	UNITY SFB	0	0	0	0	0	0	0	0	0	0	0	0
42	Total Small Financial Bank	207395	155168	207335	153168	229	115	229	115	207564	153283	207564	153283
43	TOTAL FOR BIHAR	1514911	1165738	739531	704328	124477	252784	124243	174536	1639368	1418522	863774	878854

STATE LEVEL BANKERS' COMMITTEE BIHAR, PATNA													
BANKWISE PERFORMANCE UNDER PRADHAN MANTRI MUDRA YOJANA (TARUN CATEGORY - LOAN FROM Rs.5,00,000 TO Rs.10,00,000) AS ON : Dec 2023													
[CONVENOR- STATE BANK OF INDIA] FY: 2023-24													
TOTAL TARIUN ACC UNITS RENEWED SANCT/DISB AS ON													
Dec. 2023 (A)													
TOTAL TARIUN ACC UNITS RENEWED SANCT/DISB INCL. RENEWALS AS ON Dec. 2023 (A+B)													
(RS. IN LACS)													
Sl NO	BANK NAME	SANCTIONED			DISBURSED			SANCTIONED			DISBURSED		
		NO. OF A/C	AMT	NO. OF A/C	AMT	NO. OF A/C	AMT	NO. OF A/C	AMT	NO. OF A/C	AMT	NO. OF A/C	AMT
1	LEAD BANKS												
2	STATE BANK OF INDIA	3641	27805	3641	27636	63719	7326	63619	10967	91524	10967	91255	
3	CENTRAL BANK OF INDIA	1022	8114	1022	8114	20156	2376	20156	3398	28270	3398	28270	
4	PUNJAB NATIONAL BANK	5737	45668	5737	45668	35626	4182	35626	9919	81294	9919	81294	
5	CANARA BANK	707	4908	690	4668	659	109	623	818	5567	799	5291	
6	UCO BANK	906	6490	905	6381	0	0	0	906	6490	905	6381	
7	BANK OF BARODA	245	1369	245	1369	2467	428	2467	675	3636	673	3636	
8	UNION BANK OF INDIA	1031	8119	1031	8119	8030	1091	8030	2062	16149	2062	16149	
9	OTHER BANKS												
10	BANK OF INDIA	2206	17780	2183	16743	13754	1539	8205	3844	31534	3722	24948	
11	BANK OF MAHARASHTRA	362	2258	324	2106	0	0	0	362	2258	324	2106	
12	INDIAN BANK	387	2773	387	2773	17036	3032	17036	3419	19809	3419	19809	
13	INDIAN OVERSEAS BANK	899	7418	899	7418	0	0	0	899	7418	899	7418	
14	PUNJAB AND SIND BANK	352	2939	352	2939	0	0	0	352	2939	352	2939	
15	Total Public Sector Bank	17495	135641	17416	133934	20126	151447	155762	37621	297088	37439	289696	
16	PRIVATE BANKS												
17	IDBI	0	0	0	0	0	0	0	0	0	0	0	
18	I CI BANK	1316	9595	1316	9595	0	0	0	1316	9595	1316	9595	
19	FEDERAL BANK	0	0	0	0	0	0	0	0	0	0	0	
20	JAMNUL KASHMIR BAIJK	0	0	0	0	0	0	0	0	0	0	0	
21	SOUTH INDIAN BANK	0	0	0	0	0	0	0	0	0	0	0	
22	AXIS BANK	0	0	0	0	0	0	0	0	0	0	0	
23	HDFC BANK	4413	29569	4413	29569	1574	12865	12838	1574	12865	1571	12838	
24	INDUSIND BANK	340	2138	340	2138	29169	4413	29569	8826	59138	8826	59138	
25	KARNATAKA BANK	3	26	3	26	3	26	3	340	2138	340	2138	
26	KOTAK MAHINDRA	0	0	0	0	0	0	0	0	0	0	0	
27	YES BANK	17	129	17	129	0	0	0	17	129	17	129	
28	BANDHAN BANK	0	0	0	0	0	0	0	0	0	0	0	
29	RBL BANK	0	0	0	0	0	0	0	0	0	0	0	
30	IDFC FIRST BANK Ltd	202	1451	202	1451	0	0	0	202	1451	202	1451	
31	Karur Vysya Bank	0	0	0	0	0	0	0	0	0	0	0	
32	Total Private Sector Bank	6291	42908	6291	42908	42460	5987	42433	12281	85368	12278	85341	
33	Total COMM. BANKS	23786	178549	23707	176842	26116	203907	198195	49902	382456	49717	375037	
34	CO-OPERATIVE BANKS												
35	STATE CO-OP. BANK	0	0	0	0	0	0	0	0	0	0	0	
36	Total Cooperative Bank	0	0	0	0	0	0	0	0	0	0	0	
37	REGIONAL RURAL BANKS												
38	DAKSHIN BIHAR GRAMIN BANK	639	4074	639	3201	0	0	0	639	4074	639	3201	
39	UTTAR BIHAR GRAMIN BANK	281	2572	281	1722	807	5186	807	1088	7758	1088	5791	
40	Total Region Rural Bank	920	6646	920	4923	807	5186	807	1727	11832	1727	8992	
41	SMALL FINANCE BANK												
42	JANA SFB	0	0	0	0	0	0	0	0	0	0	0	
43	UTKARSH SFB	0	0	0	0	0	0	0	0	0	0	0	
44	UJJVAN SFB	0	0	0	0	0	0	0	0	0	0	0	
45	ESAF SFB	0	0	0	0	0	0	0	0	0	0	0	
46	UNITY SFB	0	0	0	0	0	0	0	0	0	0	0	
47	Total Small Financial Bank	0	0	0	0	0	0	0	0	0	0	0	
48	TOTAL FOR BIHAR	24706	185195	24627	181765	26923	209093	202254	51629	594288	51444	384029	

STATE LEVEL BANKERS' COMMITTEE BIHAR, PATNA
(CONVENOR- STATE BANK OF INDIA) FY:2023-24

PRADHAN MANTRI MUDRRA YOJNA TOTAL(LOAN UP TO Rs.10,00,000) AS ON : 31.12.2023

(RS. IN LACS)

BANKWISE PERFORMANCE UNDER PRADHAN MANTRI MUDRRA YOJNA TOTAL(LOAN UP TO Rs.10,00,000) AS ON : 31.12.2023

TOTAL ACCOUNTS SANCT/DISB EXCLDING RENEWALS AS ON Dec. 2023 (A)

TOTAL ACCOUNTS RENEWED SANCT/DISB AS ON J Dec. 2023 (B)

TOTAL ACCOUNTS SANCT/DISB INCL RENEWALS AS ON June Dec. 2023 (A+B)

SL NO	BANK NAME	SANCTIONED		DISBURSED		SANCTIONED		DISBURSED		SANCTIONED		DISBURSED	
		NO. OF A/C	AMT	NO. OF A/C	AMT	NO. OF A/C	AMT	NO. OF A/C	AMT	NO. OF A/C	AMT	NO. OF A/C	AMT
1	LEAD BANKS	45609	64173	45609	63963	17936	96367	17936	96246	63545	161242	63545	160209
2	STATE BANK OF INDIA	3692	13168	3692	12029	10898	37428	10898	34923	14363	49316	14363	45939
3	CENTRAL BANK OF INDIA	23945	68554	23945	68554	12575	55257	12575	55257	36520	123815	36520	123815
4	PUNJAB NATIONAL BANK	5788	15550	6005	15195	381	1087	371	1040	6169	16643	6169	16235
5	CANARA BANK	5837	11357	3833	11148	0	0	0	0	3837	11357	3833	11148
6	UCO BANK	1383	2274	1383	2274	2289	4005	2286	4002	3670	6281	3667	6278
7	BANK OF BARODA	6181	15747	6181	15747	6600	15777	6600	15777	12781	31524	12781	31524
8	UNION BANK OF INDIA	9143	27834	8908	26578	4415	22514	3991	12078	11492	50147	10870	38358
9	OTHER BANKS	2281	4557	2243	4406	0	0	0	0	2264	4557	2226	4406
10	BANK OF INDIA	2103	4244	2106	4244	14673	25030	14672	25030	18044	29453	18043	29453
11	BANK OF MAHARASHTRA	5516	15972	5516	15972	0	0	0	0	15972	15972	5516	15972
12	INDIAN OVERSEAS BANK	1297	4737	1297	4737	0	0	0	0	1298	4737	1297	4737
13	INDIAN OVERSEAS BANK	1297	4737	1297	4737	0	0	0	0	1298	4737	1297	4737
14	PUNJAB AND SIND BANK	248167	110775	110768	244847	69767	257565	69329	244353	17945E	505044	179087	488074
15	Total Publi c Sector Bank												
16	PRIVATE BANKS	0	0	0	0	0	0	0	0	0	0	0	0
17	IDBI	13298	19303	13298	19303	0	0	0	0	13301	19303	13300	19303
18	ICICI BANK	0	0	0	0	0	0	0	0	0	0	0	0
19	FEDERAL BANK	0	0	0	0	0	0	0	0	0	0	0	0
20	JAMMU KASHMIR BANK	0	0	0	0	0	0	0	0	0	0	0	0
21	SOUTH INDIAN BANK	0	0	0	0	0	0	0	0	0	0	0	0
22	AXIS BANK	27193	49093	27193	49093	194543	108315	194540	108288	242928	113138	242915	113111
23	HDFC BANK	752397	249795	752397	249795	27193	49093	27193	49093	54392	98188	54392	98188
24	INDUSIND BANK	9	48	9	48	9	48	9	48	18	96	18	96
25	KARNATAKA BANK	25396	10457	0	0	0	0	0	0	25396	10457	25396	10457
26	KOTAK MAHINDRA	16267	6186	16267	6186	0	0	0	0	8538	3145	8538	3145
27	YES BANK	1574363	836644	607645	414978	0	0	0	0	1574363	836644	1574363	836644
28	BANDHAN BANK	231792	95505	231792	95505	0	0	0	0	2768E	15612	27685	15612
29	RBL BANK	77344	40572	77344	40572	0	0	0	0	55861	32628	55861	32628
30	IDFC FIRST BANK Ltd	0	0	0	0	0	0	0	0	0	0	0	0
31	Karur Vysya Bank	2718059	1307703	1725945	875580	221745	157456	221742	157429	2754869	1379006	1729127	926714
32	Total Private Sector Bank	2828834	1555870	1836713	1120427	291512	415021	291071	401782	2934367	1884050	1908214	1414788
33	CO-OPERATIVE BANKS	0	0	0	0	0	0	0	0	0	0	0	0
34	STATE CO-OP. BANK	0	0	0	0	0	0	0	0	0	0	0	0
35	Total Cooperative Bank												
36	REGIONAL RURAL BANKS	16331	34001	16331	25062	0	0	0	0	16331	34001	16331	25062
37	DAKSHIN BIHAR GRAMIN BANK	19806	32104	19806	25543	47936	121050	47936	48165	6742	153165	6742	153165
38	UTTAR BIHAR GRAMIN BANK	36137	66105	36137	50605	47936	121050	47936	48169	84073	187166	84073	98777
39	Total Region Rural Bank												
40	SMALL FINANCE BANK	0	0	0	0	229	115	229	115	655	312	656	312
41	JANA SFB	400171	211457	400171	211457	0	0	0	0	317986	175901	308531	174085
42	UTKARSH SFB	80286	51233	80286	51233	0	0	0	0	74299	48432	74299	48432
43	UJIVAN SFB	8596	4462	8596	4462	0	0	0	0	8596	4462	8596	4462
44	ESAF SFB	0	0	0	0	0	0	0	0	0	0	0	0
45	UNITY SFB	489053	267152	489053	267152	229	115	229	115	400937	229107	392082	227291
46	Total Small Financial Bank	3354024	1889127	2361903	1438184	333677	536186	339236	450066	3419377	2300323	2384369	1740856
47	TOTAL FOR BIHAR												

STATE LEVEL BANKERS COMMITTEE BIHAR, PATNA (CONVENOR- STATE BANK OF INDIA) FY - 2023-24 PRADHAN MANTRIAN BHAN ACCOUNT (PMIDY) STATUS As on 31.12.2023																
SI NO.	BANK NAME	NO. OF PMIDY ACCOUNTS OPENED IN FY 2023-24			PMIDY ACCOUNTS IN BIHAR			ACTIVE PMIDY ACCOUNTS IN BIHAR			TOTAL NO. OF OVERDRAFTS SANCTIONED IN FY 2023-24			TOTAL (CUM.) NO. OF OVER DRAFTS SANCTIONED		
		NUMBER OF ACCOUNTS	BALANCE IN THE ACCOUNT (Rs. In Lacs)		NUMBER OF ACCOUNTS	BALANCE IN THE ACCOUNT (Rs. In Lacs)		NUMBER OF ACCOUNTS	BALANCE IN THE ACCOUNT (Rs. In Lacs)		NUMBER OF ACCOUNTS	TOTAL AMOUNT SANCTIONED (Rs. In Lacs)		NUMBER OF ACCOUNTS	TOTAL AMOUNT SANCTIONED (Rs. In Lacs)	
	LEAD BANKS															
1	STATE BANK OF INDIA	510158	7064	20146732	716189	18663125	10290	705667	212	500779	11752					
2	CENTRAL BANK OF INDIA	418070	5507	8204051	1590114	4321909	13	137617	1	17272	863					
3	PUNJAB NATIONAL BANK	872661	62667	7647918	303421	6256969	148	282146	14	212005	97					
4	CANARA BANK	42365	1835	779610	53138	576669	16523	52953	365	256779	11862					
5	UCO BANK	81972	140	2190582	84110	2090310	1010	82318	24	37376	157					
6	BANK OF BARODA	167952	1012	5814892	234142	4615599	721	211495	37	17500	652					
7	UNION BANK OF INDIA	134508	354	1953353	50605	1597684	2106	49023	52	14895	112					
8	OTHER BANKS															
9	BANK OF INDIA	170629	3799	3491109	151167	2482867	0	136502	0	51197	627					
10	BANK OF MAHARASHTRA	26244	27	79953	80	60797	0	61	0	0	0					
11	INDIAN BANK	68606	94	2341088	96510	2064925	0	93251	0	3552	177					
12	INDIAN OVERSEAS BANK	3215	39	105147	3647	70157	0	3245	0	45	3					
13	PUNJAB AND SIND BANK	595	9	7396	256	5152	10	201	1	56	4					
14	Total Public Sector Bank	2496975	82567	52765831	1852279	42826383	30821	1754499	706	1111456	26306					
15	PRIVATE BANKS															
16	IDBI	937	10	97039	1600	28847	0	1260	0	197	9					
17	ICICI BANK	0	0	31105	432	31105	0	432	0	0	0					
18	FEDERAL BANK	0	0	0	0	0	0	0	0	0	0					
19	JAMNULU KASHMIR BANK	0	0	0	0	0	0	0	0	0	0					
20	SOUTH INDIAN BANK	0	0	0	0	0	0	0	0	0	0					
21	AXIS BANK	0	0	0	0	0	0	0	0	0	0					
22	HDFC BANK	6790	389	104934	3434	104934	0	0	0	0	0					
23	INDUSIND BANK	1639	77	1639	77	1639	0	0	0	0	0					
24	KARNATAKA BANK	0	0	0	0	0	0	0	0	0	0					
25	KOTAK MAHINDRA	694	8	9418	93	4410	0	78	0	0	0					
26	YES BANK	0	0	21	3	0	0	0	0	0	0					
27	BANDHAN BANK	0	0	0	0	0	0	0	0	0	0					
28	RBL BANK	0	0	0	0	0	0	0	0	0	0					
29	IDFC FIRST BANK Ltd	41	1	121	6	2739	0	9	0	0	0					
30	Kerur Vysya Bank	0	0	11	1	11	1	6	1	0	0					
31	Total Private Sector Bank	10101	485	252198	5670	173806	1	5297	1	197	9					
32	CD-OPERATIVE BANKS	2507076	83052	53016029	1857949	43000189	30822	1759796	706	1111653	26315					
33	STATE CO-OP. BANK	2576	42	36473	549	41430	0	764	0	0	0					
34	Total Cooperative's Bank	2576	42	36473	545	41430	0	764	0	0	0					
35	REGIONAL RURAL BANKS															
36	DAKSHIN BIHAR GRAMIN BANK	360662	7371	5814844	192442	5362454	66704	153587	1300	66704	1400					
37	UTTAR BIHAR GRAMIN BANK	52576	1226	3565518	117429	2050530	0	91443	0	2122984	937					
38	Total Region Rural Bank	413339	8597	9380362	309871	7412964	66704	245030	1300	2189688	2237					
39	SMALL FINANCE BANK															
40	JANA SFB	304	12	304	12	304	0	12	0	0	0					
41	UTKARSH SFB	0	0	0	0	0	0	0	0	0	0					
42	UJJVAN SFB	0	0	0	0	0	0	0	0	0	0					
43	ESAF SFB	0	0	0	0	0	0	0	0	0	0					
44	UNITY SFC	0	0	0	0	0	0	0	0	0	0					
45	Total Small Financial Bank	304	12	304	12	304	0	12	0	0	0					
46	TOTAL FOR BIHAR	2923294	51703	62433168	2168381	50454907	97526	2005602	2006	3301341	28552					

STATE LEVEL BANKERS' COMMITTEE BIHAR, PATNA
(CONVENOR- STATE BANK OF INDIA) FY : 2023-24

PROGRESS UNDER STAND UP INDIA (RECIEVED FROM SIDBI) AS ON AS ON 31.12.2023

Bank Name	SC				ST				Women (General)				Total		
	No Of A/Cs	Sanctioned Amt	Disbursement Amt	No Of A/Cs	Sanctioned Amt	Disbursement Amt	No Of A/Cs	Sanctioned Amt	Disbursement Amt	No Of A/Cs	Sanctioned Amt	Disbursement Amt	No Of A/Cs	Sanctioned Amt	Disbursement Amt
Private Sector Banks															
HDFC Bank	1	0.35	0.00	0	0.00	0.00	11	1.81	0.00	12	2.16	0.00			
IDBI Bank	0	0.00	0.00	0	0.00	0.00	2	0.55	0.55	2	0.55	0.55			
Kotak Mahindra Bank Limited	0	0.00	0.00	0	0.00	0.00	2	0.64	0.00	2	0.64	0.00			
Total	1	0.35	0.00	0	0.00	0.00	15	3.00	0.55	16	3.35	0.55			
Public Sector Banks															
Bank of Baroda	1	0.25	0.00	0	0.00	0.00	2	0.25	0.00	3	0.50	0.00			
Bank of Maharashtra	0	0.00	0.00	0	0.00	0.00	12	1.72	0.56	12	1.72	0.56			
Canara Bank	4	0.95	0.00	1	0.24	0.00	0	0.00	0.00	5	1.19	0.00			
Central Bank of India	4	0.74	0.64	0	0.00	0.00	39	10.86	3.63	43	11.59	4.27			
Indian Bank	11	2.02	0.25	3	0.58	0.00	22	4.94	0.93	36	7.54	1.17			
Punjab National Bank	1	0.10	0.10	0	0.00	0.00	1	0.10	0.00	2	0.20	0.00			
State Bank of India	44	5.70	4.93	3	0.41	0.27	745	114.64	88.35	792	120.76	93.55			
UCO Bank	1	0.16	0.16	1	0.20	0.20	27	6.75	5.36	29	7.11	5.72			
Union Bank of India	4	0.48	0.00	0	0.00	0.00	8	1.96	0.00	12	2.44	0.00			
Total	70	10.40	6.07	8	1.43	0.47	856	141.23	98.83	934	153.06	105.38			
Regional Rural Banks															
Dakshin Bihar Gramin Bank	0	0.00	0.00	0	0.00	0.00	1	0.25	0.25	1	0.25	0.25			
Total	0	0.00	0.00	0	0.00	0.00	1	0.25	0.25	1	0.25	0.25			
Grand Total	71	10.75	6.07	8	1.43	0.47	872	144.48	99.64	951	156.66	106.18			

**STATE LEVEL BANKERS' COMMITTEE BIHAR, PATNA
(CONVENOR- STATE BANK OF INDIA)**

PROGRESS UNDER STAND UP INDIA SINCE INCEPTION (RECEIVED FROM SIDBI) AS ON 31.12.2023

Bank Name	SC				ST				Women (General)				Total			
	No Of A/Cs	Sanctioned Amt	Disbursement t Amt	No Of A/Cs	Sanctioned Amt	Disbursement t Amt	No Of A/Cs	Sanctioned Amt	Disbursement t Amt	No Of A/Cs	Sanctioned Amt	Disbursement t Amt	No Of A/Cs	Sanctioned Amt	Disbursement t Amt	
	(Amount in Rs. Cr.)															
Private Sector Banks																
HDFC Bank	11	2.00	0.00	3	0.56	0.00	216	44.46	1.52	230	47.03	1.52	230	47.03	1.52	
ICICI Bank	0	0.00	0.00	0	0.00	0.00	14	3.73	3.73	14	3.73	3.73	14	3.73	3.73	
IDBI Bank	13	2.23	1.78	0	0.00	0.00	61	13.15	7.78	74	15.38	9.55	74	15.38	9.55	
IndusInd Bank	2	0.36	0.36	0	0.00	0.00	13	2.58	2.26	15	2.94	2.62	15	2.94	2.62	
Kotak Mahindra Bank Limited	5	1.49	1.49	0	0.00	0.00	12	4.79	4.15	17	6.28	5.64	17	6.28	5.64	
Total	31	6.09	3.63	3	0.56	0.00	316	68.71	19.43	350	75.36	23.06	350	75.36	23.06	
Public Sector Banks																
Bank of Baroda	79	16.17	2.15	2	0.32	0.32	344	68.88	18.75	425	85.37	21.22	425	85.37	21.22	
Bank of India	51	7.15	6.20	2	0.24	0.24	838	126.88	110.92	891	134.27	117.35	891	134.27	117.35	
Bank of Maharashtra	5	1.25	0.00	0	0.00	0.00	68	10.95	3.20	73	12.20	3.20	73	12.20	3.20	
Canara Bank	72	10.77	3.15	10	1.91	0.59	533	114.17	66.12	615	126.86	69.87	615	126.86	69.87	
Central Bank of India	20	4.60	1.55	3	0.79	0.40	270	73.50	38.02	293	78.89	39.96	293	78.89	39.96	
Indian Bank	60	12.80	10.84	9	1.95	1.20	313	66.21	57.72	382	80.96	69.76	382	80.96	69.76	
Indian Overseas Bank	0	0.00	0.00	1	0.11	0.04	41	6.59	3.04	42	6.69	3.08	42	6.69	3.08	
Punjab and Sind Bank	1	0.10	0.00	1	0.10	0.10	28	6.14	1.77	30	6.34	1.87	30	6.34	1.87	
Punjab National Bank	89	15.33	3.88	15	3.76	1.10	747	142.97	56.46	855	162.06	61.44	855	162.06	61.44	
State Bank of India	204	31.62	26.49	23	3.07	2.53	2268	402.90	321.74	2495	437.59	350.76	2495	437.59	350.76	
UCO Bank	15	3.13	2.48	3	0.55	0.35	229	58.75	53.22	247	62.43	56.25	247	62.43	56.25	
Union Bank of India	18	2.91	0.69	5	0.90	0.05	324	67.07	17.69	347	70.88	18.43	347	70.88	18.43	
Total	614	105.84	57.43	78	13.69	7.11	6003	1145.00	748.65	6695	1264.52	813.19	6695	1264.52	813.19	
Regional Rural Banks																
Dakshin Bihar Gramin Bank	145	24.24	0.99	0	0.00	0.00	200	36.68	10.66	345	60.92	11.64	345	60.92	11.64	
Uttar Bihar Gramin Bank	9	0.90	0.28	0	0.00	0.00	39	5.23	2.80	48	6.13	3.08	48	6.13	3.08	
Total	154	25.14	1.27	0	0.00	0.00	239	41.91	13.45	393	67.06	14.72	393	67.06	14.72	
Grand Total	799	137.07	62.32	81	14.25	7.11	6558	1255.62	781.53	7438	1406.94	850.97	7438	1406.94	850.97	

STATE LEVEL BANKERS' COMMITTEE BIHAR, PATNA

(CONVENOR - STATE BANK OF INDIA) FY : 2023 - 24

PMIEGP DATA FROM KVIC ONLINE PORTAL (2ND LOAN) 01.04.2023 TO 31.12.2023

SL. NO.	BANK NAME	Target	Forwarded to Bank			Sanctioned by Bank			% Sanction	Margin Money Claimed			MM Disbursed			TDR Details			Referred back for Rectification			Returned by bank			Pending at bank			Pending for MM Disbursement												
			No of Prj.	MM (In Lakh)	MM Involve (In Lakh)	No of Prj.	MM (In Lakh)	MM Involve (In Lakh)		(J)	(K)	(L)	(M)	(N)	(O)	(P)	(Q)	(R)	(S)	(V)	(W)	(X)	(Y)	(Z)	MM (In Lakh)	No of Prj.	MM (In Lakh)	No of Prj.	MM (In Lakh)											
																														(F)	(G)	(H)	(I)	(U)	(V)	(W)	(X)	(Y)	(Z)	(AA)
1	AXIS BANK LTD	2	1	0	0	0	0	0	0	0	0	0	0	0	0	0	0	0	0	0	0	0	0	0	0	0	0	0	0	0	0	0	0	0	0					
2	BANK OF BARODA	9	3	0	3	0	33.33	4	24.78	2	15.7	22.22	0	2	9.08	0	1	0	1	0	2	9.08	0	1	0	0	2	9.08	0	2	9.08	0	2	9.08	0	2	9.08			
3	BANK OF INDIA	9	5	0	2	0	22.22	3	36	1	15	11.11	0	1	21	0	4	0	4	0	2	21	0	4	0	2	21	0	2	21	0	2	21	0	2	21				
4	CANARA BANK	7	7	0	1	0	14.29	6	47.92	4	46	57.14	1	3	1.92	1	0	5	0	5	0	2	1.92	1	0	5	0	2	1.92	0	2	1.92	0	2	1.92	0	2	1.92		
5	CENTRAL BANK OF INDIA	12	12	0	6	0	50.00	5	47.17	2	23.17	16.67	0	2	3	24	0	8	0	8	0	3	24	0	8	0	3	24	0	3	24	0	3	24	0	3	24			
6	DAKSHIN BIHAR GRAMIN BANK	2	3	0	1	0	50.00	0	0	0	0	0.00	0	0	0	0	0	2	0	2	0	0	0	0	2	0	0	0	0	0	0	0	0	0	0	0	0			
7	IDBI BANK	2	0	0	0	0	0.00	0	0	0	0	0.00	0	0	0	0	0	0	0	0	0	0	0	0	0	0	0	0	0	0	0	0	0	0	0	0	0			
8	INDIAN BANK	10	8	0	1	0	10.00	5	15.75	2	3	20.00	0	2	3	12.75	1	0	6	0	3	12.75	1	0	6	0	3	12.75	0	3	12.75	0	3	12.75	0	3	12.75			
9	INDIAN OVERSEAS BANK	4	2	0	0	0	0.00	0	0	0	0	0.00	0	0	0	0	0	0	0	0	0	0	0	0	0	0	0	0	0	0	0	0	0	0	0	0	0			
10	PUNJAB NATIONAL BANK	14	23	0	8	0	57.14	8	58.54	6	54.48	42.86	0	6	2	4.06	0	16	0	16	0	2	4.06	0	16	0	2	4.06	0	2	4.06	0	2	4.06	0	2	4.06	0	2	4.06
11	STATE BANK OF INDIA	19	21	0	6	0	31.58	1	4	0	0	0.00	0	0	1	4	0	15	0	15	0	1	4	0	15	0	1	4	0	1	4	0	1	4	0	1	4			
12	UCO BANK	8	3	0	1	0	12.50	1	1.2	1	1.2	12.50	0	1	0	0	0	2	0	2	0	0	0	2	0	2	0	0	0	0	0	0	0	0	0	0	0	0		
13	UNION BANK OF INDIA	7	6	0	2	0	28.57	1	2.25	1	2.25	14.29	0	1	0	0	0	4	0	4	0	0	0	4	0	4	0	0	0	0	0	0	0	0	0	0	0	0	0	
14	UTTAR BIHAR GRAMIN BANK	2	4	0	2	0	100.00	2	2.26	1	1.51	50.00	0	1	1	0.75	0	2	0	2	0	1	0.75	0	2	0	1	0.75	0	1	0.75	0	1	0.75	0	1	0.75	0	1	0.75
15	OTHERS	8	0	0	0	0	0.00	0	0	0	0	0.00	0	0	0	0	0	0	0	0	0	0	0	0	0	0	0	0	0	0	0	0	0	0	0	0	0			
Total		115	98	0	33	0	28.70	36	239.87	20	162.31	17.39	1	19	16	77.56	2	68	0	68	0	16	77.56	2	68	0	16	77.56	0	16	77.56	0	16	77.56	0	16	77.56			

STATE LEVEL BANKERS' COMMITTEE BIHAR, PATNA

SR NO.	BANK NAME	PRADHAN MANTRI SOCIAL SECURITY SCHEMES STATUS AS ON: 31.12.2023										TOTAL NO. OF APY NEW ENROLLMENTS IN FORCE UPTO 31.12.2023			
		NO. OF PMJBY NEW ENROLLMENTS DONE DURING FY: 2023-24 (As On: 31.12.2023)	TOTAL NO. OF PMJBY ENROLLMENTS IN FORCE UPTO 31.12.2023 (NEW+RENEWAL)	NO. OF PMJBY CLAIMS RECEIVED DURING FY: 2023-24 (As On: 31.12.2023)	TOTAL (CUM) NO. OF PMJBY CLAIMS RECEIVED UPTO 31.12.2023	NO. OF PMJBY CLAIMS SETTLED DURING FY: 2023-24 (As On: 31.12.2023)	TOTAL (CUM) NO. OF PMJBY CLAIMS SETTLED UPTO 31.12.2023	NO. OF PMJBY ENROLLMENTS IN FORCE UPTO 31.12.2023 (NEW+RENEWAL)	NO. OF PMJBY ENROLLMENTS IN FORCE UPTO 31.12.2023 (NEW+RENEWAL)	NO. OF PMSBY CLAIMS RECEIVED DURING FY: 2023-24 (As On: 31.12.2023)	TOTAL (CUM) NO. OF PMSBY CLAIMS RECEIVED UPTO 31.12.2023		NO. OF PMSBY CLAIMS SETTLED DURING FY: 2023-24 (As On: 31.12.2023)	TOTAL (CUM) NO. OF PMSBY CLAIMS SETTLED UPTO 31.12.2023	NO. OF APY NEW ENROLLMENTS DONE DURING FY: 2023-24 (As On: 31.12.2023)
	LEAD BANKS														
1	STATE BANK OF INDIA	600127	4989289	688	3060	624	2802	530769	8983104	124	671	95	401	175723	1420414
2	CENTRAL BANK OF INDIA	48681	231072	19	420	5	363	283544	904460	0	63	0	48	40300	212219
3	PUNJAB NATIONAL BANK	101764	641178	16	16	13	379167	359165	1909158	10	10	7	7	100453	452641
4	CANARA BANK	148319	367736	61	283	61	203	1134157	53	257	59	257	17081	157849	157849
5	UCO BANK	56222	267161	254	913	154	622	161204	737312	54	234	17	82	32459	167145
6	BANK OF BARODA	72295	583972	0	0	0	0	164841	1388166	0	164841	0	0	17737	244664
7	UNION BANK OF INDIA	31476	196595	0	0	0	0	232970	471720	0	0	0	0	31823	328213
8	OTHER BANKS														
9	BANK OF INDIA	70639	966594	13	791	8	856	527401	2113673	11	218	5	181	87256	288385
10	BANK OF MAHARASHTRA	5069	0	0	0	0	0	26959	0	0	0	0	0	2055	0
11	INDIAN BANK	40851	162142	0	0	0	0	126132	556233	0	0	0	0	18878	194650
12	INDIAN OVERSEAS BANK	7180	16625	11	57	11	68	16647	54438	17	60	17	76	1629	14231
13	PUNJAB AND SIND BANK	1613	6164	0	0	0	0	4317	18846	0	0	0	0	531	4253
14	Total Public Sector Bank	1184236	8428868	1062	5540	876	5007	3214136	18271267	269	1513	200	1052	515925	3484664
	PRIVATE BANKS														
15	IDBI	0	0	0	0	0	0	0	0	0	0	0	0	0	0
16	ICICI BANK	360	4679	0	0	0	0	300	5777	0	0	0	0	39	2364
17	FEDERAL BANK	0	0	0	0	0	0	0	0	0	0	0	0	0	0
18	JAMMU KASHMIR BANK	3	13	0	0	0	0	5	25	0	0	0	0	0	0
19	SOUTH INDIAN BANK	0	0	0	0	0	0	0	0	0	0	0	0	0	0
20	AXIS BANK	1659	22106	0	0	0	0	8126	49876	0	0	0	0	1417	22277
21	HDFC BANK	59	192	0	0	0	0	191	713	0	0	0	0	0	0
22	INDUSIND BANK	0	0	0	0	0	0	0	0	0	0	0	0	0	0
23	KARNATAKA BANK	0	1339	0	0	0	0	0	577	0	0	0	0	0	1947
24	KOTAK MAHINDRA	21	21	0	0	0	0	18	18	0	0	0	0	2	2
25	YES BANK	0	0	0	0	0	0	0	0	0	0	0	0	303	0
26	BANDHAN BANK	0	2	0	0	0	0	0	2	0	0	0	0	0	87
27	RBL BANK	0	27	0	0	0	0	0	1312	0	0	0	0	0	1
28	IDFC FIRST BANK Ltd	0	0	0	0	0	0	0	0	0	0	0	0	0	0
29	Karur Vysys Bank	0	28379	0	0	0	0	864	58300	0	0	0	0	1761	26678
30	Total Private Sector Bank	2042	8457247	1062	5540	876	5007	3222776	18379567	269	1513	200	1052	527686	3511342
	CO-OPERATIVE BANKS														
31	STATE CO-OP. BANK	1218	8794	13	13	11	11	3303	29083	5	5	1	1	69	1172
32	Total Cooperative Bank	1218	8794	13	13	11	11	3303	29083	5	5	1	1	69	1172
33	REGIONAL RURAL BANKS														
34	DAKSHIN BIHAR GRAMIN BANK	41285	832747	718	2994	753	2633	761496	3073985	94	953	88	691	120611	807187
35	UTTAR BIHAR GRAMIN BANK	165965	398644	461	3123	537	3123	653733	1793849	49	486	86	422	109583	732949
36	Total Region Rural Bank	578850	1231391	1179	6249	1290	5756	1415229	4867234	143	1439	174	1113	230194	1540136
	SMALL FINANCE BANK														
37	JAWA SFB	0	0	0	0	0	0	0	0	0	0	0	0	0	0
38	UTKARSH SFB	0	0	0	0	0	0	0	0	0	0	0	0	463	6356
39	UJIVAN SFB	0	0	0	0	0	0	0	0	0	0	0	0	0	0
40	ESAF SFB	13	13	0	0	0	0	63	63	0	0	0	0	810	1529
41	UNITY SFB	0	0	0	0	0	0	0	0	0	0	0	0	0	0
42	Total Small Financial Bank	13	13	0	0	0	0	63	63	0	0	0	0	1273	7885
	TOTAL FOR BIHAR	1766359	9657445	2254	11802	2177	10774	4641371	23225897	417	2957	375	2166	759222	5060555

STATE LEVEL BANKERS' COMMITTEE BIHAR, PATNA											
(CONVENOR- STATE BANK OF INDIA) FY : 2023-24											
BANK WISE BRANCH, ATM, ATM CARD AND POS STATUS AS ON 31.12.2023											
SL	BANK NAME	BRANCH				ATM				ATM CARD	POS
		Rural	Semi-Urban	Urban	Total	Rural	Semi-Urban	Urban	Total		
	LEAD BANKS										
1	STATE BANK OF INDIA	377	374	235	986	284	1202	1411	2897	44553338	28961
2	CENTRAL BANK OF INDIA	198	138	92	428	92	92	81	265	8867021	183
3	PUNJAB NATIONAL BANK	380	193	131	704	247	217	326	790	11723528	1840
4	CANARA BANK	120	89	108	317	84	89	175	348	1771892	526
5	UCO BANK	110	72	58	240	70	53	44	167	149729	344
6	BANK OF BARODA	97	99	99	295	89	125	175	389	29864	1434
7	UNION BANK OF INDIA	69	77	83	229	63	79	99	241	1078487	607
	OTHER BANKS										
8	BANK OF INDIA	139	135	71	345	36	66	126	228	5307541	1718
9	BANK OF MAHARASHTRA	3	20	27	50	3	15	24	42	6669	0
10	INDIAN BANK	119	88	91	298	39	52	62	153	66910	194
11	INDIAN OVERSEAS BANK	13	18	29	60	4	13	28	45	252181	130
12	PUNJAB AND SIND BANK	2	2	15	19	0	2	12	14	2324	0
	Total Public Sector Bank	1627	1305	1039	3971	1011	2005	2563	5579	73809484	35937
	PRIVATE BANKS										
13	IDBI	21	21	32	74	25	38	83	146	21435	5970
14	ICICI BANK	12	49	72	133	14	84	241	339	21890	3779
15	FEDERAL BANK	0	3	5	8	0	5	4	9	9	38
16	JAMMU KASHMIR BANK	0	0	1	1	0	0	0	0	3053	112
17	SOUTH INDIAN BANK	0	0	2	2	0	0	2	2	988	1
18	AXIS BANK	18	52	69	139	31	133	160	324	572062	11868
19	HDFC BANK	6	66	74	146	11	96	255	362	100	7144
20	INDUSIND BANK	5	4	34	43	6	3	53	62	1	0
21	KARNATAKA BANK	0	0	1	1	0	0	1	1	3200	7
22	KOTAK MAHINDRA	6	8	10	24	6	8	12	26	1	1207
23	YES BANK	0	0	6	6	0	0	6	6	3	782
24	BANDHAN BANK	297	272	96	665	0	10	25	35	1673126	642
25	RBL BANK	3	0	2	5	0	0	3	3	43009	10428
26	IDFC FIRST BANK Ltd	1	3	9	13	0	4	7	11	1	0
27	Karur Vysya Bank	0	0	1	1	0	0	1	1	2193	0
	Total Private Sector Bank	369	478	414	1261	93	381	853	1327	2341071	41978
	Total COMM. BANKS	1996	1783	1453	5232	1104	2386	3416	6906	76150555	77915
	CO-OPERATIVE BANKS										
28	STATE CO-OP. BANK	181	53	56	290	82	40	69	191	213919	0
	Total Cooperative Bank	181	53	56	290	82	40	69	191	213919	0
	REGIONAL RURAL BANKS										
29	DAKSHIN BIHAR GRAMIN BANK	813	204	61	1078	0	0	0	0	2417053	0
30	UTTAR BIHAR GRAMIN BANK	637	346	44	1027	0	0	0	0	1157298	0
	Total Region Rural Bank	1450	550	105	2105	0	0	0	0	3574351	0
	SMALL FINANCE BANK										
31	JANA SFB	14	0	21	35	0	0	4	4	162065	0
32	UTKARSH SFB	84	98	32	214	4	11	18	33	47396	0
33	UJJIVAN SFB	10	20	18	48	10	10	18	38	128111	0
34	ESAF SFB	2	2	6	10	2	2	6	10	96531	1
35	UNITY SFB	52	0	6	58	1	0	0	1	1	0
	Total Small Financial Bank	162	120	83	365	17	23	46	86	434104	1
	TOTAL FOR BIHAR	3789	2506	1697	7992	1203	2449	3531	7183	80372929	77916

STATE LEVEL BANKERS' COMMITTEE BIHAR, PATNA											
(CONVENOR- STATE BANK OF INDIA)						FY : 2023-24					
DISTRICT WISE BRANCH, ATM,ATM CARD AND POS STATUS AS ON 31.12.2023											
SL	DISTRICT NAME	BRANCH				ATM				ATM CARD	POS
		Rural	Semi-Urban	Urban	Total	Rural	Semi-Urban	Urban	Total		
1	Araria	86	79	2	167	16	87	19	122	1913101	927
2	Arwal	40	23	1	64	19	14	10	43	544701	206
3	Aurangabad	119	49	32	200	48	50	45	143	2120221	686
4	Banka	83	41	1	125	41	50	6	97	986642	396
5	Begusarai	95	96	45	236	37	75	90	202	1951766	1650
6	Bhagalpur	101	95	87	283	41	85	170	296	2114970	2125
7	Bhojpur	128	62	52	242	34	68	103	205	1974072	1754
8	Buxar	87	41	29	157	26	35	47	108	1298812	1117
9	Darbhanga	119	62	70	251	43	31	156	230	2724797	2228
10	East Champaran	117	140	45	302	45	94	97	236	3962452	1951
11	Gaya	185	43	89	317	55	75	209	339	3341215	2774
12	Gopalganj	120	67	1	188	49	89	15	153	2210838	1208
13	Jamui	76	48	1	125	14	44	4	62	1158817	679
14	Jehanabad	56	11	28	95	15	31	30	76	945905	508
15	Kaimur	89	34	1	124	14	49	4	67	1270519	548
16	Katihar	112	36	41	189	27	34	63	124	2077704	926
17	Khagaria	47	68	3	118	22	54	11	87	933148	606
18	Kishanganj	63	23	24	110	10	36	31	77	1412628	537
19	Lakhisarai	45	40	1	86	7	32	4	43	633826	387
20	Madhepura	44	80	1	125	12	66	9	87	1715051	902
21	Madhubani	129	155	1	285	39	117	27	183	2984530	1829
22	Munger	60	32	47	139	19	38	64	121	1389212	812
23	Muzaffarpur	183	95	117	395	71	104	238	413	3612755	8627
24	Nalanda	141	70	48	259	28	79	84	191	2011199	1572
25	Nawada	84	60	2	146	8	63	6	77	1645766	803
26	Patna	209	183	575	967	106	177	1279	1562	7016460	24650
27	Purnea	104	57	74	235	35	29	110	174	3051332	1979
28	Rohtas	137	53	54	244	25	59	84	168	2390866	1799
29	Saharsa	51	28	28	107	8	45	58	111	1342759	752
30	Samastipur	172	129	4	305	46	148	22	216	3132297	1800
31	Saran	166	56	45	267	58	48	119	225	3415979	2373
32	Sheikhpura	32	31	1	64	5	34	5	44	549735	262
33	Sheohar	20	26	1	47	8	22	5	35	250242	257
34	Sitamarhi	55	111	1	167	27	89	12	128	1931161	905
35	Siwan	135	64	53	252	61	46	88	195	2698140	3387
36	Supaul	53	69	2	124	18	68	7	93	1903016	812
37	Vaishali	141	72	46	259	40	96	105	239	2644420	1826
38	West Champaran	105	77	44	226	26	88	97	211	3111880	1356
	TOTAL FOR BIHAR	3789	2506	1697	7992	1203	2449	3531	7183	80372929	77916

STATE LEVEL BANKERS' COMMITTEE BIHAR, PATNA						
(CONVENOR- STATE BANK OF INDIA) FY : 2023-24						
ATM NETWORK AS ON 31.12.2023						
Sl. No.	Banks Name	Number of ATMs				Total ATM Card issued No.
		No. of ATMs as on 30.09.2023 (A)	No. of ATMs opened during the Quarter 31.12.2023 (B)	No. of ATMs closed during the Quarter Dec. 2023 (C)	Total No. of ATMs (D=A+B-C)	
	LEAD BANKS					
1	STATE BANK OF INDIA	2898	0	1	2897	44553338
2	CENTRAL BANK OF INDIA	262	3	0	265	8867021
3	PUNJAB NATIONAL BANK	790	0	0	790	11723528
4	CANARA BANK	348	0	0	348	1771892
5	UCO BANK	167	0	0	167	149729
6	BANK OF BARODA	383	19	13	389	29864
7	UNION BANK OF INDIA	241	0	0	241	1078487
	OTHER BANKS					
8	BANK OF INDIA	228	0	0	228	5307541
9	BANK OF MAHARASHTRA	36	6	0	42	6669
10	INDIAN BANK	150	3	0	153	66910
11	INDIAN OVERSEAS BANK	45	0	0	45	252181
12	PUNJAB AND SIND BANK	14	0	0	14	2324
	Total Public Sector Bank	5562	31	14	5579	73809484
	PRIVATE BANKS					
13	IDBI	146	0	0	146	21435
14	ICICI BANK	341	9	11	339	21890
15	FEDERAL BANK	9	0	0	9	9
16	JAMMU KASHMIR BANK	0	0	0	0	3053
17	SOUTH INDIAN BANK	2	0	0	2	988
18	AXIS BANK	324	0	0	324	572062
19	HDFC BANK	363	0	1	362	100
20	INDUSIND BANK	62	0	0	62	1
21	KARNATAKA BANK	1	0	0	1	3200
22	KOTAK MAHINDRA	26	0	0	26	1
23	YES BANK	6	0	0	6	3
24	BANDHAN BANK	36	0	1	35	1673126
25	RBL BANK	3	0	0	3	43009
26	IDFC FIRST BANK Ltd	10	1	0	11	1
27	Karur Vysya Bank	1	0	0	1	2193
	Total Private Sector Bank	1330	10	13	1327	2341071
	Total COMM. BANKS	6892	41	27	6906	76150555
	CO-OPERATIVE BANKS					
28	STATE CO-OP. BANK	191	0	0	191	213919
	Total Cooperative Bank	191	0	0	191	213919
	REGIONAL RURAL BANKS					
29	DAKSHIN BIHAR GRAMIN BANK	0	0	0	0	2417053
30	UTTAR BIHAR GRAMIN BANK	0	0	0	0	1157298
	Total Region Rural Bank	0	0	0	0	3574351
	SMALL FINANCE BANK					
31	JANA SFB	4	0	0	4	162065
32	UTKARSH SFB	33	0	0	33	47396
33	UJJIVAN SFB	37	1	0	38	128111
34	ESAF SFB	10	0	0	10	96531
35	UNITY SFB	0	1	0	1	1
	Total Small Financial Bank	84	2	0	86	434104
	TOTAL FOR BIHAR	7167	43	27	7183	80372929

STATE LEVEL BANKERS' COMMITTEE BIHAR, PATNA						
(CONVENOR- STATE BANK OF INDIA) FY : 2023-24						
ATM NETWORK AS ON 31.12.2023						
Sl. No.	District	Number of ATMs				Total ATM Card issued No.
		No. of ATMs as on 30.09.2023 (A)	No. of ATMs opened during the Quarter Dec. 2023 (B)	No. of ATMs closed during the Quarter Dec. 2023 (C)	Total No. of ATMs (D=A+B-C)	
1	Araria	118	4	0	122	1913101
2	Arwal	43	0	0	43	544701
3	Aurangabad	143	0	0	143	2120221
4	Banka	96	1	0	97	986642
5	Begusarai	201	1	0	202	1951766
6	Bhagalpur	298	0	2	296	2114970
7	Bhojpur	204	1	0	205	1974072
8	Buxar	107	1	0	108	1298812
9	Darbhangha	227	3	0	230	2724797
10	East Champaran	236	0	0	236	3962452
11	Gaya	338	1	0	339	3341215
12	Gopalganj	153	0	0	153	2210838
13	Jamui	60	2	0	62	1158817
14	Jehanabad	76	0	0	76	945905
15	Kaimur	66	1	0	67	1270519
16	Katihar	124	0	0	124	2077704
17	Khagaria	85	2	0	87	933148
18	Kishanganj	76	1	0	77	1412628
19	Lakhisarai	44	0	1	43	633826
20	Madhepura	87	0	0	87	1715051
21	Madhubani	182	1	0	183	2984530
22	Munger	120	1	0	121	1389212
23	Muzaffarpur	423	0	10	413	3612755
24	Nalanda	189	2	0	191	2011199
25	Nawada	77	0	0	77	1645766
26	Patna	1564	6	8	1562	7016460
27	Purnea	176	0	2	174	3051332
28	Rohtas	167	1	0	168	2390860
29	Saharsa	111	0	0	111	1342759
30	Samastipur	214	2	0	216	3132297
31	Saran	227	0	2	225	3415979
32	Sheikhpura	43	1	0	44	549736
33	Sheohar	34	1	0	35	250242
34	Sitamarhi	126	2	0	128	1931161
35	Siwan	192	3	0	195	2698140
36	Supaul	91	2	0	93	1903016
37	Vaishali	239	2	2	239	2644420
38	West Champaran	210	1	0	211	3111880
	TOTAL FOR BIHAR	7167	43	27	7183	80372929

STATE LEVEL BANKERS' COMMITTEE BIHAR, PATNA (CONVENOR- STATE BANK OF INDIA) FY : 2023-24 CUMULATIVE REPORT AS ON : 31.12.2023								
SL.N O.	BANK NAME	Total Fixed BCs/CSP (Banking Outlet) A	Other BCs/CSPs (Including Part Time Banking Outlet) B	Total BCs /CSPs C=(A+B)	Transaction details of BCAs			
					No of Accounts opened during FY : 2023-24	Amount (amt in Lacs) during FY : 2023-24	No. of (Debit/Credit) transaction mad in the A/c during FY: 2023-24	Amount of transaction (Debit/Credit) made in the a/c during FY : 2023-24 (Amt. in Lacs)
	LEAD BANKS							
1	STATE BANK OF INDIA	6540	0	6540	578636	335	606	4178
2	CENTRAL BANK OF INDIA	2457	0	2457	408820	5455	2658498	150591
3	PUNJAB NATIONAL BANK	3998	0	3998	68130	1394	1620977	54057
4	CANARA BANK	766	0	766	2381	17798	2763714	81248
5	UCO BANK	1079	0	1079	26569	8760	11430	1372
6	BANK OF BARODA	1561	0	1561	153656	182227	15113790	241741
7	UNION BANK OF INDIA	1009	0	1009	174438	42929	165247	251751
	OTHER BANKS							
8	BANK OF INDIA	1511	0	1511	170629	3799	7211325	417356
9	BANK OF MAHARASHTRA	37	0	37	0	30	4005	55
10	INDIAN BANK	670	220	890	0	88	43501	35409
11	INDIAN OVERSEAS BANK	54	0	54	2022	266	44358	1399
12	PUNJAB AND SIND BANK	11	0	11	0	0	0	0
	Total Public Sector Bank	19673	220	19913	1585281	253081	29637451	1239157
	PRIVATE BANKS							
13	IDBI	157	0	157	0	0	0	0
14	ICICI BANK	791	0	791	0	0	0	0
15	FEDERAL BANK	0	0	0	0	0	0	0
16	JAMMU KASHMIR BANK	0	0	0	0	0	0	0
17	SOUTH INDIAN BANK	0	0	0	0	0	0	0
18	AXIS BANK	10	0	10	0	0	0	0
19	HDFC BANK	1186	27	1213	0	0	35709	1293
20	INDUSIND BANK	12595	3873	16468	0	0	0	0
21	KARNATAKA BANK	0	0	0	0	0	0	0
22	KOTAK MAHINDRA	0	1638	1638	367	0	0	0
23	YES BANK	0	0	0	0	0	0	0
24	BANDHAN BANK	0	0	0	0	0	0	0
25	RBL BANK	2184	9184	11368	0	80	1149	23
26	IDFC FIRST BANK Ltd	1620	0	1620	0	0	0	0
27	Karur Vysya Bank	0	0	0	0	0	0	0
	Total Private Sector Bank	18543	14722	33265	367	80	36858	1316
	Total COMM. BANKS	38236	14942	53178	1585648	263161	29674309	1240473
	CO-OPERATIVE BANKS							
28	STATE CO-OP. BANK	0	0	0	0	0	0	0
	Total Cooperative Bank	0	0	0	0	0	0	0
	REGIONAL RURAL BANKS							
29	DAKSHIN BIHAR GRAMIN BANK	3024	0	3024	321709	4374	14625965	723472
30	UTTAR BIHAR GRAMIN BANK	3340	0	3340	39442	175	52038	1825
	Total Region Rural Bank	6364	0	6364	361151	4549	14678093	725297
	SMALL FINANCE BANK							
31	JANA SFB	14	0	14	0	55	20478	597
32	UTKARSH SFB	0	0	0	1	0	0	0
33	UJJIVAN SFB	0	0	0	0	0	0	0
34	ESAF SFB	28	0	28	0	0	0	0
35	UNITY SFB	0	0	0	0	0	0	0
	Total Small Financial Bank	42	0	42	1	55	20478	597
36	INDIA POST PAYMENTS BANK	10327	0	10327	0	0	0	0
	TOTAL FOR BIHAR	54969	14942	69911	1946800	267765	44372790	1966367

STATE LEVEL BANKERS' COMMITTEE BIHAR, PATNA								
(CONVENOR- STATE BANK OF INDIA) FY : 2023-24								
DISTRICT-WISE PERFORMANCE : Performance of Business Corrospondents (BCs) and Business Corrospondent Agents (BCAs)								
As On 31.12.2023								
SL.NO.	DISTRICT NAME	Total Fixed BCs/CSP (Banking Outlet) A	Other BCs/CSPs (Including Part Time Banking Outlet) B	Total BCs /CSPs C = (A+B)	Tranaction details of BCAs			
					No of Accounts opened during FY : 2023-24	Amount (amt in Lacs) during FY : 2023-24	No. of (Debit/Credit) transaction mad in the A/c during FY : 2023-24	Amount of transaction (Debit/Credit) made in the a/c during FY : 2023-24 (Amt. in Lacs)
1	ARARIA	1476	560	2036	46586	6852	1285464	37087
2	ARWAL	278	64	342	12265	960	452421	29716
3	AURANGABAD	1006	243	1249	51160	4111	1349507	61795
4	BANKA	927	315	1242	44318	7565	748140	42451
5	BEGUSARAI	2414	515	2929	54301	6882	1308078	64220
6	BHAGALPUR	1269	335	1604	44643	7578	952169	44682
7	BHOJPUR	1509	202	1711	74470	6408	2900435	136524
8	BUXAR	957	98	1055	35296	4693	1113391	44656
9	DARBHANGA	2519	1063	3582	61570	5045	903670	45271
10	EAST CHAMPARAN	3250	760	4010	105628	7841	971005	56172
11	GAYA	1735	562	2297	83385	12319	3116183	105805
12	GOPALGANJ	1469	443	1912	64440	4261	691815	68089
13	JAMUI	1055	194	1249	48161	3253	880853	39232
14	JEHANABAD	653	148	801	25748	1406	584620	27934
15	KAIMUR	719	170	889	41295	3775	1216829	45793
16	KATIHAR	1208	546	1754	50572	3159	576822	24386
17	KHAGARIA	1073	247	1320	81602	4230	1006615	56419
18	KISHANGANJ	754	212	966	38526	5851	781696	32957
19	LAKHISARAI	442	78	520	21550	1021	510225	23900
20	MADHEPURA	1054	575	1629	43049	1209	358625	18154
21	MADHUBANI	3014	695	3709	60269	10111	883846	40588
22	MUNGER	575	128	703	20543	1128	349442	37301
23	MUZAFFARPUR	2505	848	3353	67067	15084	2346211	73614
24	NALANDA	1421	169	1590	43250	5962	1964679	92353
25	NAWADA	1169	332	1501	37354	7267	1800583	89477
26	PATNA	2165	712	2877	87082	18125	1997571	79946
27	PURNEA	1679	616	2295	56788	14668	1084163	28922
28	ROHTAS	1026	419	1445	58862	8448	1760749	76912
29	SAHARSA	1269	278	1547	28914	2485	433482	19653
30	SAMASTIPUR	2436	608	3044	75597	9962	2202493	109743
31	SARAN	1859	607	2466	72558	7936	842241	30862
32	SHEIKHPURA	305	38	343	10096	4409	459790	21070
33	SHEOHAR	327	39	366	7308	11255	759553	10659
34	SITAMARHI	1380	553	1933	42115	17745	2036146	69963
35	SIWAN	1325	214	1539	57743	11341	1013639	38418
36	SUPAUL	1123	293	1416	49454	3618	691925	39455
37	VAISHALI	2670	538	3208	68977	12743	1241837	69969
38	WEST CHAMPARAN	2954	525	3479	74263	7059	795877	32219
	TOTAL FOR BIHAR	54969	14942	69911	1946800	267765	44372790	1966367

STATE LEVEL BANKERS' COMMITTEE BIHAR, PATNA			
(CONVENOR- STATE BANK OF INDIA) FY : 2023-24			
CUMULATIVE REPORT AS ON 31.12.2023			
BANKWISE PERFORMANCE : MOBILE BANKING & INTERNET BANKING			
Sl. NO.	Bank Name	Mobile Banking	Internet Banking
	LEAD BANKS		
1	STATE BANK OF INDIA	1747623	5357667
2	CENTRAL BANK OF INDIA	588302	795395
3	PUNJAB NATIONAL BANK	2396400	2369900
4	CANARA BANK	661024	791104
5	UCO BANK	1162302	220208
6	BANK OF BARODA	1319104	340284
7	UNION BANK OF INDIA	2989249	979848
	OTHER BANKS		
8	BANK OF INDIA	7022	401075
9	BANK OF MAHARASHTRA	27624	41365
10	INDIAN BANK	665019	468684
11	INDIAN OVERSEAS BANK	31425	29748
12	PUNJAB AND SIND BANK	99527	99524
	Total Public Sector Bank	11694621	11894802
	PRIVATE BANKS		
13	IDBI	528143	281662
14	ICICI BANK	337415	348172
15	FEDERAL BANK	49550	31300
16	JAMMU KASHMIR BANK	1796	504
17	SOUTH INDIAN BANK	3195	1358
18	AXIS BANK	468898	258992
19	HDFC BANK	1006553	1003091
20	INDUSIND BANK	73116	129767
21	KARNATAKA BANK	430	300
22	KOTAK MAHINDRA	301731	316119
23	YES BANK	16302	16303
24	BANDHAN BANK	151384	9919
25	RBI BANK	12786	3125
26	IDFC FIRST BANK Ltd	132104	132104
27	Karur Vysya Bank	3210	1025
	Total Private Sector Bank	3146613	2533741
	Total COMM. BANKS	14841234	14428543
	CO-OPERATIVE BANKS		
28	STATE CO-OP. BANK	0	0
	Total Cooperative Bank	0	0
	REGIONAL RURAL BANKS		
29	DAKSHIN BIHAR GRAMIN BANK	250360	0
30	UTTAR BIHAR GRAMIN BANK	0	0
	Total Region Rural Bank	250360	0
	SMALL FINANCE BANK		
31	JANA SFB	22836	3805
32	UTKARSH SFB	83096	62280
33	UJJIVAN SFB	559009	251454
34	ESAF SFB	8050	655
35	UNITY SFB	0	0
	Total Small Financial Bank	672991	318194
	TOTAL FOR BIHAR	15764585	14746737

STATE LEVEL BANKERS' COMMITTEE BIHAR, PATNA

(CONVENOR- STATE BANK OF INDIA) FY : 2023-24

MOBILE / AADHAAR SEEDING AND AUTHENTICATION STATUS As on 31.12.2023

SI NO.	BANK NAME	TOTAL NUMBER OF ACTIVE ACCOUNTS IN BIHAR	TOTAL NO. OF ACCOUNTS SEEDED WITH MOBILE NUMBER	TOTAL NO. OF ACCOUNTS SEEDED WITH AADHAAR	TOTAL NO. OF ACCOUNTS AUTHENTICATED WITH UIDAI
	LEAD BANKS				
1	STATE BANK OF INDIA	18683125	13909315	15012197	15012197
2	CENTRAL BANK OF INDIA	1692932	901183	12110296	10458612
3	PUNJAB NATIONAL BANK	15506240	13263526	12985862	1707129
4	CANARA BANK	3780560	3780560	3774562	2642799
5	UCO BANK	3389540	2754140	3349143	1413125
6	BANK OF BARODA	6722917	6557126	7484832	526132
7	UNION BANK OF INDIA	4086722	3944913	3986916	3271318
	OTHER BANKS				
8	BANK OF INDIA	7094644	5352908	6553278	5761720
9	BANK OF MAHARASHTRA	188159	188159	99912	53353
10	INDIAN BANK	4354584	665019	3815662	3224229
11	INDIAN OVERSEAS BANK	448457	367658	294571	287156
12	PUNJAB AND SIND BANK	121772	105126	95217	92374
	Total Public Sector Bank	66069652	51789633	69562448	44450144
	PRIVATE BANKS				
13	IDBI	642918	528043	439760	309579
14	ICICI BANK	436543	425791	311340	0
15	FEDERAL BANK	70200	65000	64500	59000
16	JAMMU KASHMIR BANK	11989	9625	6172	1663
17	SOUTH INDIAN BANK	5050	5050	3540	0
18	AXIS BANK	537508	504474	336214	323412
19	HDFC BANK	704053	602476	285156	256348
20	INDUSIND BANK	1814163	73116	569345	6985
21	KARNATAKA BANK	2544	2544	2132	449
22	KOTAK MAHINDRA	375150	373304	370458	172806
23	YES BANK	17636	17631	12692	10503
24	BANDHAN BANK	3446192	1692613	3992599	1962613
25	RBL BANK	501400	498013	500522	2517
26	IDFC FIRST BANK Ltd	121348	120124	115536	115536
27	Karur Vysya Bank	3014	3014	3014	3014
	Total Private Sector Bank	8689708	4920818	7012980	3224425
	Total COMM. BANKS	74759360	56710451	76575428	47674569
	CO-OPERATIVE BANKS				
28	STATE CO-OP. BANK	4117001	387310	939521	280125
	Total Cooperative Bank	4117001	887310	939521	280125
	REGIONAL RURAL BANKS				
29	DAKSHIN BIHAR GRAMIN BANK	11327804	7212175	10236763	6068244
30	UTTAR BIHAR GRAMIN BANK	7706363	6142948	7163507	3466988
	Total Region Rural Bank	19034167	13355123	17400270	9535232
	SMALL FINANCE BANK				
31	JANA SFB	279352	278608	273832	221526
32	UTKARSH SFB	621101	512960	509576	0
33	UJJIVAN SFB	602481	602481	598475	0
34	ESAF SFB	98537	98537	2	2
35	UNITY SFB	0	0	0	0
	Total Small Financial Bank	1601471	1492586	1381885	221528
	TOTAL FOR BIHAR	99511999	72445470	96297104	57711454

STATE LEVEL BANKERS' COMMITTEE BIHAR, PATNA							
(CONVENOR- STATE BANK OF INDIA) FY : 2023-24							
BANK WISE PROGRESS UNDER FARM CREDIT AS ON 31.12.2023							
SL. NO.	BANK NAME	TARGET	SANCTIONED		DISBURSED		(Rs. In Lakh)
		AMOUNT	NO	AMOUNT	NO	AMOUNT	AMOUNT
	LEAD BANKS						
1	STATE BANK OF INDIA	848398	333601	436496	332896	434958	51.27
2	CENTRAL BANK OF INDIA	338002	182633	249875	182633	247299	73.16
3	PUNJAB NATIONAL BANK	628590	50369	355272	48441	233195	37.10
4	CANARA BANK	265626	82441	113622	82387	105586	39.75
5	UCO BANK	259087	33475	192326	32021	161230	62.23
6	BANK OF BARODA	315959	101873	137489	101872	137413	43.49
7	UNION BANK OF INDIA	103279	25357	39787	25357	39787	38.52
	OTHER BANKS						
8	BANK OF INDIA	208948	52162	77787	52137	62882	30.09
9	BANK OF MAHARASHTRA	1303	1730	5948	1730	4978	382.04
10	INDIAN BANK	357243	37485	57082	37485	57082	15.98
11	INDIAN OVERSEAS BANK	43743	7215	34647	7215	34647	79.21
12	PUNJAB AND SIND BANK	1046	16	163	16	163	15.58
	Total Public Sector Bank	3371224	908357	1700494	904190	1519220	45.06
	PRIVATE BANKS						
13	IDBI	33622	20010	31925	18973	27062	80.49
14	ICICI BANK	57572	41648	62676	41648	62676	108.87
15	FEDERAL BANK	5555	4686	6062	4686	6062	109.13
16	JAMMU KASHMIR BANK	0	1	1	1	1	0.00
17	SOUTH INDIAN BANK	15	3	10	3	10	66.67
18	AXIS BANK	26142	1475	125835	999	116732	446.53
19	HDFC BANK	175687	211862	132830	211862	132830	75.61
20	INDUSIND BANK	23211	698840	294196	698840	294196	1267.49
21	KARNATAKA BANK	461	5	12	5	12	2.60
22	KOTAK MAHINDRA	149835	288443	145593	288443	145593	97.17
23	YES BANK	1703	16242	6034	16242	6034	354.32
24	BANDHAN BANK	277668	177557	118196	177557	88649	31.93
25	RBL BANK	140011	387604	173350	387604	173350	123.81
26	IDFC FIRST BANK Ltd	9261	41685	19902	41685	19902	214.90
27	Karur Vysya Bank	0	0	0	0	0	0.00
	Total Private Sector Bank	900743	1890061	1116622	1888548	1073109	119.14
	Total COMM. BANKS	4271967	2798418	2817116	2792738	2592329	60.68
	CO-OPERATIVE BANKS						
28	STATE CO-OP. BANK	406414	56018	169001	56018	169001	41.58
	Total Cooperative Bank	406414	56018	169001	56018	169001	41.58
	REGIONAL RURAL BANKS						
29	DAKSHIN BIHAR GRAMIN BANK	1029282	746848	1023555	746848	1023555	99.44
30	UTTAR BIHAR GRAMIN BANK	1169909	598412	1163376	595102	965069	82.49
	Total Region Rural Bank	2199191	1345260	2186931	1341950	1988624	90.43
	SMALL FINANCE BANK						
31	JANA SFB	40175	88631	41964	88631	41964	104.45
32	UTKARSH SFB	343307	359698	195875	359698	195875	57.06
33	UJJIVAN SFB	112714	131606	79937	131606	79937	70.92
34	ESAF SFB	5507	24367	12074	24367	12074	219.25
35	UNITY SFB	0	35774	14519	35774	14519	0.00
	Total Small Financial Bank	501703	640076	344369	640076	344369	68.64
	TOTAL FOR BIHAR	7379275	4839772	5517417	4830782	5094323	69.04

STATE LEVEL BANKERS' COMMITTEE BIHAR, PATNA							
(CONVENOR- STATE BANK OF INDIA) FY : 2023-24							
BANK WISE PROGRESS UNDER AGRICULTURE INFRASTRUCTURE AS ON : 31.12.2023							
							(Rs. In Lakh)
SL. NO.	BANK NAME	TARGET	SANCTIONED		DISBURSED		ACHIEV %AGE
		AMOUNT	NO.	AMOUNT	NO.	AMOUNT	AMOUNT
	LEAD BANKS						
1	STATE BANK OF INDIA	80575	5	1	5	1	0.00
2	CENTRAL BANK OF INDIA	18086	19	3031	19	3031	16.76
3	PUNJAB NATIONAL BANK	56107	215	59987	209	47437	84.55
4	CANARA BANK	33584	180	16289	180	15235	45.36
5	UCO BANK	49054	10	2501	10	2415	4.92
6	BANK OF BARODA	32434	114	2165	114	2165	6.68
7	UNION BANK OF INDIA	12741	73	4211	73	4211	33.05
	OTHER BANKS						
8	BANK OF INDIA	28636	33	1395	33	1160	4.05
9	BANK OF MAHARASHTRA	209	53	4889	53	4834	2312.92
10	INDIAN BANK	32876	30	333	30	333	1.01
11	INDIAN OVERSEAS BANK	6392	0	0	0	0	0.00
12	PUNJAB AND SIND BANK	71	0	0	0	0	0.00
	Total Public Sector Bank	350765	732	94802	726	80822	23.04
	PRIVATE BANKS						
13	IDBI	6649	19	333	19	220	3.31
14	ICICI BANK	11834	0	0	0	0	0.00
15	FEDERAL BANK	1720	0	0	0	0	0.00
16	JAMMU KASHMIR BANK	0	0	0	0	0	0.00
17	SOUTH INDIAN BANK	0	0	0	0	0	0.00
18	AXIS BANK	4961	0	0	0	0	0.00
19	HDFC BANK	16542	7697	9898	7697	9898	59.84
20	INDUSIND BANK	4539	0	0	0	0	0.00
21	KARNATAKA BANK	129	0	0	0	0	0.00
22	KOTAK MAHINDRA	2660	0	0	0	0	0.00
23	YES BANK	554	0	0	0	0	0.00
24	BANDHAN BANK	43377	12395	7000	6529	3920	9.04
25	RBL BANK	554	0	0	0	0	0.00
26	IDFC FIRST BANK Ltd	1107	0	0	0	0	0.00
27	Karur Vysya Bank	0	0	0	0	0	0.00
	Total Private Sector Bank	94626	20111	17231	14245	14038	14.84
	Total COMM. BANKS	445391	20843	112033	14971	94860	21.30
	CO-OPERATIVE BANKS						
28	STATE CO-OP. BANK	32990	0	0	0	0	0.00
	Total Cooperative Bank	32990	0	0	0	0	0.00
	REGIONAL RURAL BANKS						
29	DAKSHIN BIHAR GRAMIN BANK	47719	0	0	0	0	0.00
30	UTTAR BIHAR GRAMIN BANK	114205	1	20	1	20	0.02
	Total Region Rural Bank	161924	1	20	1	20	0.01
	SMALL FINANCE BANK						
31	JANA SFB	3873	0	0	0	0	0.00
32	UTKARSH SFB	22804	0	0	0	0	0.00
33	UJJIVAN SFB	4208	0	0	0	0	0.00
34	ESAF SFB	440	0	0	0	0	0.00
35	UNITY SFB	0	0	0	0	0	0.00
	Total Small Financial Bank	31325	0	0	0	0	0.00
	TOTAL FOR BIHAR	671630	20844	112053	14972	94880	14.13

STATE LEVEL BANKERS' COMMITTEE BIHAR, PATNA									
(CONVENOR- STATE BANK OF INDIA) FY : 2023-24									
BANK-WISE PROGRESS UNDER ANCILLIARY ACTIVITIES AS ON 31.12.2023									
SL. NO.	BANK NAME	TARGET		SANCTIONED		DISBURSED		(Rs. In Lacs)	
		NO.	AMOUNT	NO.	AMOUNT	NO.	AMOUNT	ACHIEV %AGE	ACHIEV %AGE
	LEAD BANKS								
1	STATE BANK OF INDIA	20400	81618	3109	11247	3057	11039	14.99	13.53
2	CENTRAL BANK OF INDIA	1751	13497	207	4948	207	4948	11.82	36.66
3	PUNJAB NATIONAL BANK	7504	38610	2408	153940	1652	113842	22.01	294.85
4	CANARA BANK	8408	35602	6058	75608	6015	73566	71.54	206.63
5	UCO BANK	11470	35133	1278	10035	1265	9994	11.03	28.45
6	BANK OF BARODA	29181	95912	5051	170571	4982	170309	17.07	177.57
7	UNION BANK OF INDIA	1157	7874	1402	16223	1402	16223	121.18	206.63
	OTHER BANKS								
8	BANK OF INDIA	4095	15233	31731	82976	31731	81329	774.87	533.90
9	BANK OF MAHARASHTRA	11	126	0	0	0	0	0.00	0.00
10	INDIAN BANK	20491	72443	1616	74420	1616	74420	7.89	102.73
11	INDIAN OVERSEAS BANK	912	6998	190	9135	190	9135	20.83	130.54
12	PUNJAB AND SIND BANK	14	30	16	485	16	485	114.29	1616.67
	Total Public Sector Bank	105394	403076	53066	609588	52133	565290	49.46	140.24
	PRIVATE BANKS								
13	IDBI	1016	5680	10	215	10	126	0.98	2.22
14	ICICI BANK	1219	8909	117	14868	117	14868	9.60	166.89
15	FEDERAL BANK	378	1295	14	885	14	885	3.70	68.34
16	JAMMU KASHMIR BANK	0	0	0	0	0	0	0.00	0.00
17	SOUTH INDIAN BANK	0	0	0	0	0	0	0.00	0.00
18	AXIS BANK	632	2856	0	0	0	0	0.00	0.00
19	HDFC BANK	4921	18787	390	43129	390	43129	7.93	229.57
20	INDUSIND BANK	361133	685222	698840	294196	698840	294196	193.51	42.93
21	KARNATAKA BANK	96	264	5	549	5	549	5.21	207.95
22	KOTAK MAHINDRA	642	2783	0	0	0	0	0.00	0.00
23	YES BANK	134	490	4	340	4	340	2.99	69.39
24	BANDHAN BANK	7926	45305	299844	18504	299844	29	3783.04	0.06
25	RBL BANK	105	524	597	3773	597	3773	568.57	720.04
26	IDFC FIRST BANK Ltd	131	904	3	15	3	15	2.29	1.66
27	Karur Vysya Bank	0	0	0	0	0	0	0.00	0.00
	Total Private Sector Bank	378333	773019	999824	376474	999824	357910	264.27	46.30
	Total COMM. BANKS	483727	1176095	1052890	986062	1051957	923200	217.47	78.50
	CO-OPERATIVE BANKS								
28	STATE CO-OP. BANK	5051	35834	0	0	0	0	0.00	0.00
	Total Cooperative Bank	5051	35834	0	0	0	0	0.00	0.00
	REGIONAL RURAL BANKS								
29	DAKSHIN BIHAR GRAMIN BANK	5241	36340	0	0	0	0	0.00	0.00
30	UTTAR BIHAR GRAMIN BANK	11119	88691	0	0	0	0	0.00	0.00
	Total Region Rural Bank	16360	125031	0	0	0	0	0.00	0.00
	SMALL FINANCE BANK								
31	JANA SFB	254	2767	0	0	0	0	0.00	0.00
32	UTKARSH SFB	3111	19372	0	0	0	0	0.00	0.00
33	UJJIVAN SFB	756	3913	0	0	0	0	0.00	0.00
34	ESAF SFB	94	1083	0	0	0	0	0.00	0.00
35	UNITY SFB	0	0	0	0	0	0	0.00	0.00
	Total Small Financial Bank	4215	27135	0	0	0	0	0.00	0.00
	TOTAL FOR BIHAR	509353	1364095	1052890	986062	1051957	923200	206.53	67.68

STATE LEVEL BANKERS' COMMITTEE BIHAR, PATNA									
(CONVENOR- STATE BANK OF INDIA) FY : 2023-24									
BANK WISE PROGRESS UNDER FARM MECHANISATION AS ON : 31.12.2023									
(Rs. In Lakh)									
SL. NO.	BANK NAME	TARGET		SANCTIONED		DISBURSED		ACHIEV %AGE	ACHIEV %AGE
		NO.	Amt	NO.	AMOUNT	NO.	AMOUNT	NO.	AMT
	LEAD BANKS								
1	STATE BANK OF INDIA	16881	60419	429	1493	429	1493	2.54	2.47
2	CENTRAL BANK OF INDIA	3389	12135	192	56	192	56	5.67	0.46
3	PUNJAB NATIONAL BANK	9644	34523	3688	24552	3396	18698	35.21	54.16
4	CANARA BANK	6955	24900	43	304	43	262	0.62	1.05
5	UCO BANK	5252	18813	0	0	0	0	0.00	0.00
6	BANK OF BARODA	6549	23460	221	902	221	902	3.37	3.84
7	UNION BANK OF INDIA	1934	6927	73	239	73	239	3.77	3.45
	OTHER BANKS								
8	BANK OF INDIA	3268	11701	49	162	49	148	1.50	1.26
9	BANK OF MAHARASHTRA	10	33	0	0	0	0	0.00	0.00
10	INDIAN BANK	10940	39164	75	159	75	159	0.69	0.41
11	INDIAN OVERSEAS BANK	1338	4801	105	610	105	610	7.85	12.71
12	PUNJAB AND SIND BANK	3	13	0	0	0	0	0.00	0.00
	Total Public Sector Bank	66163	236889	4875	28477	4583	22567	6.93	9.53
	PRIVATE BANKS								
13	IDBI	1159	4152	0	0	0	0	0.00	0.00
14	ICICI BANK	1914	6841	0	0	0	0	0.00	0.00
15	FEDERAL BANK	179	640	0	0	0	0	0.00	0.00
16	JAMMU KASHMIR BANK	0	0	0	0	0	0	0.00	0.00
17	SOUTH INDIAN BANK	0	0	0	0	0	0	0.00	0
18	AXIS BANK	444	1599	200	430	25	150	5.63	9.38
19	HDFC BANK	22164	79327	181180	89508	181180	89508	817.45	112.83
20	INDUSIND BANK	914	3281	0	0	0	0	0.00	0.00
21	KARNATAKA BANK	25	90	0	0	0	0	0.00	0.00
22	KOTAK MAHINDRA	533	1921	0	0	0	0	0.00	0.00
23	YES BANK	65	234	0	0	0	0	0.00	0.00
24	BANDHAN BANK	11745	42047	0	0	0	0	0.00	0.00
25	RBL BANK	111	400	0	0	0	0	0.00	0.00
26	IDFC FIRST BANK Ltd	224	801	1641	1617	1641	1617	732.59	201.87
27	Karur Vysya Bank	0	0	0	0	0	0	0.00	0.00
	Total Private Sector Bank	39477	141533	183021	91555	182846	91275	463.17	64.58
	Total COMM. BANKS	105640	378222	187896	120032	187429	113842	177.42	30.10
	CO-OPERATIVE BANKS								
28	STATE CO-OP. BANK	8029	28755	0	0	0	0	0.00	0.00
	Total Cooperative Bank	8029	28755	0	0	0	0	0.00	0.00
	REGIONAL RURAL BANKS								
29	DAKSHIN BIHAR GRAMIN BANK	15027	53798	345	1054	345	1054	2.30	1.96
30	UTTAR BIHAR GRAMIN BANK	23081	82633	0	0	0	0	0.00	0.00
	Total Region Rural Bank	38108	136431	345	1054	345	1054	0.91	0.77
	SMALL FINANCE BANK								
31	JANA SFB	782	2801	0	0	0	0	0.00	0.00
32	UTKARSH SFB	4605	16490	0	0	0	0	0.00	0.00
33	UJJIVAN SFB	846	3040	0	0	0	0	0.00	0.00
34	ESAF SFB	162	576	208	103	208	103	128.40	17.88
35	UNITY SFB	0	0	0	0	0	0	0.00	0.00
	Total Small Financial Bank	6395	22907	208	103	208	103	3.25	0.45
	TOTAL FOR BIHAR	158172	566315	188449	121189	187982	114999	118.85	20.31

STATE LEVEL BANKERS' COMMITTEE BIHAR, PATNA							
(CONVENOR- STATE BANK OF INDIA) FY : 2023-24							
BANK WISE PROGRESS UNDER STORAGE FACILITY AS ON 31.12.2023							
SL. NO.	BANK NAME	Target	SANCTIONED		DISBURSED		ACHIEV %
		AMOUNT	NO.	AMOUNT	NO.	AMOUNT	AMOUNT
	LEAD BANKS						
1	STATE BANK OF INDIA	61764	5	1	5	1	0.00
2	CENTRAL BANK OF INDIA	14572	0	0	0	0	0.00
3	PUNJAB NATIONAL BANK	42714	165	29968	165	19956	46.72
4	CANARA BANK	27624	165	16253	165	15203	55.04
5	UCO BANK	21514	10	2501	10	2415	11.23
6	BANK OF BARODA	26818	11	1426	11	1426	5.32
7	UNION BANK OF INDIA	10479	8	3256	8	3256	31.07
	OTHER BANKS						
8	BANK OF INDIA	22027	4	217	4	131	0.59
9	BANK OF MAHARASHTRA	110	53	4889	53	4834	4394.55
10	INDIAN BANK	27184	30	333	30	333	1.22
11	INDIAN OVERSEAS BANK	5249	0	0	0	0	0.00
12	PUNJAB AND SIND BANK	25	0	0	0	0	0.00
	Total Public Sector Bank	260080	451	58844	451	47555	18.28
	PRIVATE BANKS						
13	IDBI	5236	0	0	0	0	0.00
14	ICICI BANK	9357	0	0	0	0	0.00
15	FEDERAL BANK	1564	0	0	0	0	0.00
16	JAMMU KASHMIR BANK	0	0	0	0	0	0.00
17	SOUTH INDIAN BANK	0	0	0	0	0	0.00
18	AXIS BANK	4123	0	0	0	0	0.00
19	HDFC BANK	13768	0	0	0	0	0.00
20	INDUSIND BANK	3758	0	0	0	0	0.00
21	KARNATAKA BANK	110	0	0	0	0	0.00
22	KOTAK MAHINDRA	2201	0	0	0	0	0.00
23	YES BANK	459	0	0	0	0	0.00
24	BANDHAN BANK	30786	0	0	0	0	0.00
25	RBL BANK	459	0	0	0	0	0.00
26	IDFC FIRST BANK Ltd	915	0	0	0	0	0.00
27	Karur Vysya Bank	0	0	0	0	0	0.00
	Total Private Sector Bank	72736	0	0	0	0	0.00
	Total COMM. BANKS	332816	451	58844	451	47555	14.29
	CO-OPERATIVE BANKS						
28	STATE CO-OP. BANK	26911	0	0	0	0	0.00
	Total Cooperative Bank	26911	0	0	0	0	0.00
	REGIONAL RURAL BANKS						
29	DAKSHIN BIHAR GRAMIN BANK	34876	0	0	0	0	0.00
30	UTTAR BIHAR GRAMIN BANK	94433	1	20	1	20	0.02
	Total Region Rural Bank	129309	1	20	1	20	0.02
	SMALL FINANCE BANK						
31	JANA SFB	3206	0	0	0	0	0.00
32	UTKARSH SFB	18857	0	0	0	0	0.00
33	UJJIVAN SFB	3483	0	0	0	0	0.00
34	ESAF SFB	256	0	0	0	0	0.00
35	UNITY SFB	0	0	0	0	0	0.00
	Total Small Financial Bank	25802	0	0	0	0	0.00
	TOTAL FOR BIHAR	514838	452	58864	452	47575	9.24

STATE LEVEL BANKERS' COMMITTEE BIHAR, PATNA									
(CONVENOR- STATE BANK OF INDIA) FY : 2023-24									
BANK WISE PROGRESS UNDER FOOD AND AGRO PROCESSING AS ON : 31.12.2023									
(Rs. In Lakh)									
SL. NO.	BANK NAME	TARGET		SANCTIONED		DISBURSED		ACHIEV %AGE	ACHIEV %AGE
		NO.	Amt	NO.	AMOUNT	NO.	AMOUNT	NO.	AMT
	LEAD BANKS								
1	STATE BANK OF INDIA	3617	49899	156	1355	106	1147	2.93	2.30
2	CENTRAL BANK OF INDIA	855	11810	3	35	3	35	0.35	0.30
3	PUNJAB NATIONAL BANK	2052	28305	1072	68695	854	47258	41.62	166.96
4	CANARA BANK	1656	22835	2832	26352	2832	25216	171.01	110.43
5	UCO BANK	1129	15601	434	8185	434	8159	38.44	52.30
6	BANK OF BARODA	3422	47232	360	16552	360	16552	10.52	35.04
7	UNION BANK OF INDIA	481	6605	154	8371	154	8371	32.02	126.74
	OTHER BANKS								
8	BANK OF INDIA	624	8663	2287	20135	2287	19284	366.51	222.60
9	BANK OF MAHARASHTRA	10	125	0	0	0	0	0.00	0.00
10	INDIAN BANK	2831	39068	238	14894	238	14894	8.41	38.12
11	INDIAN OVERSEAS BANK	448	6115	85	925	85	925	18.97	15.13
12	PUNJAB AND SIND BANK	2	17	16	485	16	485	800.00	2852.94
	Total Public Sector Bank	17127	236275	7637	165984	7369	142326	43.03	60.24
	PRIVATE BANKS								
13	IDBI	311	4344	0	0	0	0	0.00	0.00
14	ICICI BANK	560	7667	0	0	0	0	0.00	0.00
15	FEDERAL BANK	49	673	11	825	11	825	22.45	122.59
16	JAMMU KASHMIR BANK	0	0	0	0	0	0	0.00	0.00
17	SOUTH INDIAN BANK	0	0	0	0	0	0	0.00	0
18	AXIS BANK	137	1919	0	0	0	0	0.00	0.00
19	HDFC BANK	807	11020	0	0	0	0	0.00	0.00
20	INDUSIND BANK	232	3116	0	0	0	0	0.00	0.00
21	KARNATAKA BANK	7	96	5	549	5	549	71.43	571.88
22	KOTAK MAHINDRA	137	1824	0	0	0	0	0.00	0.00
23	YES BANK	21	277	0	0	0	0	0.00	0.00
24	BANDHAN BANK	2547	35143	0	0	0	0	0.00	0.00
25	RBL BANK	29	380	0	0	0	0	0.00	0.00
26	IDFC FIRST BANK Ltd	55	760	0	0	0	0	0.00	0.00
27	Karur Vysya Bank	0	0	0	0	0	0	0.00	0.00
	Total Private Sector Bank	4892	67219	16	1374	16	1374	0.33	2.04
	Total COMM. BANKS	22019	303494	7653	167358	7385	143700	33.54	47.35
	CO-OPERATIVE BANKS								
28	STATE CO-OP. BANK	2211	30475	0	0	0	0	0.00	0.00
	Total Cooperative Bank	2211	30475	0	0	0	0	0.00	0.00
	REGIONAL RURAL BANKS								
29	DAKSHIN BIHAR GRAMIN BANK	2221	30633	0	0	0	0	0.00	0
30	UTTAR BIHAR GRAMIN BANK	5689	78432	0	0	0	0	0.00	0.00
	Total Region Rural Bank	7910	109065	0	0	0	0	0.00	0.00
	SMALL FINANCE BANK								
31	JANA SFB	196	2660	0	0	0	0	0.00	0.00
32	UTKARSH SFB	1141	15656	0	0	0	0	0.00	0.00
33	UJJIVAN SFB	215	2888	0	0	0	0	0.00	0.00
34	ESAF SFB	78	1059	0	0	0	0	0.00	0
35	UNITY SFB	0	0	0	0	0	0	0.00	0.00
	Total Small Financial Bank	1630	22263	0	0	0	0	0.00	0.00
	TOTAL FOR BIHAR	33770	465297	7653	167558	7385	143700	21.87	30.88

STATE LEVEL BANKERS' COMMITTEE BIHAR, PATNA
(CONVENOR- STATE BANK OF INDIA) FY : 2023-24
AGRI TERM LOAN (ATL) - BANKWISE AS ON : 31.12.2023

SL. NO.	BANK NAME	TARGET		SANCTIONED		DISBURSED		(Rs. In Lakh)	
		NO.	Amt	NO.	AMOUNT	NO.	AMOUNT	ACHIEV %AGE	ACHIEV %AGE
	LEAD BANKS								
1	STATE BANK OF INDIA	190204	315336	132139	235852	131913	235814	69.35	74.78
2	CENTRAL BANK OF INDIA	58362	99540	153128	224169	153128	224169	262.38	225.20
3	PUNJAB NATIONAL BANK	141231	212157	22068	274054	20483	158329	14.50	74.63
4	CANARA BANK	85473	123140	31057	58390	31057	53842	36.34	43.72
5	UCO BANK	106457	118734	9197	124025	9058	96892	8.51	81.60
6	BANK OF BARODA	108207	142073	25196	58575	25196	58500	23.29	41.18
7	UNION BANK OF INDIA	26413	40187	2584	16275	2504	16275	9.78	40.50
	OTHER BANKS								
8	BANK OF INDIA	78926	105149	28024	60819	28024	45973	35.51	43.72
9	BANK OF MAHARASHTRA	191	263	1593	5742	1593	4796	834.03	1823.57
10	INDIAN BANK	98309	157565	16257	29126	16257	29126	16.54	18.49
11	INDIAN OVERSEAS BANK	16768	24069	1775	15685	1775	15685	10.59	65.17
12	PUNJAB AND SIND BANK	451	1016	9	105	9	105	2.00	10.33
	Total Public Sector Bank	910992	1339229	423027	1102817	421077	939506	46.22	70.15
	PRIVATE BANKS								
13	IDBI	15815	20778	16178	22351	15227	18644	96.28	89.73
14	ICICI BANK	25369	36621	39843	50666	39843	50666	157.05	138.35
15	FEDERAL BANK	2426	3442	4	5	4	5	0.16	0.15
16	JAMMU KASHMIR BANK	0	0	0	0	0	0	0.00	0.00
17	SOUTH INDIAN BANK	7	15	3	10	3	10	42.86	66.67
18	AXIS BANK	12057	15622	1400	125430	924	116327	7.66	744.64
19	HDFC BANK	59280	125558	210928	129165	210928	129165	355.82	102.87
20	INDUSIND BANK	12114	16856	698840	294196	698840	294196	5768.86	1745.35
21	KARNATAKA BANK	342	461	5	12	5	12	1.46	2.60
22	KOTAK MAHINDRA	69069	139969	288443	145593	288443	145593	417.62	104.02
23	YES BANK	1320	1703	0	0	0	0	0.00	0.00
24	BANDHAN BANK	143409	203137	177557	118196	177557	88649	123.81	43.64
25	RBL BANK	66419	137899	387604	173350	387604	173350	583.57	125.71
26	IDFC FIRST BANK Ltd	4294	7149	41685	19902	41685	19902	970.77	278.39
27	Karur Vysya Bank	0	0	0	0	0	0	0.00	0.00
	Total Private Sector Bank	411921	709210	1862490	1078876	1861063	1036519	451.80	146.15
	Total COMM. BANKS	1322913	2048439	2285517	2181693	2282140	1976025	172.51	96.46
	CO-OPERATIVE BANKS								
28	STATE CO-OP. BANK	106496	142601	1962	2053	1962	2053	1.84	1.44
	Total Cooperative Bank	106496	142601	1962	2053	1962	2053	1.84	1.44
	REGIONAL RURAL BANKS								
29	DAKSHIN BIHAR GRAMIN BANK	282677	394075	620828	937505	620828	937505	219.62	237.9
30	UTTAR BIHAR GRAMIN BANK	313131	447650	151314	536511	148722	344290	47.50	76.91
	Total Region Rural Bank	595808	841725	772142	1474016	769550	1281795	129.16	152.28
	SMALL FINANCE BANK								
31	JANA SFB	17568	30313	88631	41964	88631	41964	504.50	138.44
32	UTKARSH SFB	124556	222684	359698	195875	359698	195875	288.78	87.96
33	UJJIVAN SFB	50271	98111	131606	79937	131606	79937	261.79	81.48
34	ESAF SFB	2581	4475	24367	12074	24367	12074	944.09	269.81
35	UNITY SFB	0	0	35774	14519	35774	14519	0.00	0.00
	Total Small Financial Bank	194976	355583	640076	344369	640076	344369	328.28	96.85
	TOTAL FOR BIHAR	2220193	3388348	3699697	4002131	3693728	3604242	166.37	106.37

STATE LEVEL BANKERS' COMMITTEE BIHAR, PATNA							
(CONVENOR- STATE BANK OF INDIA) FY : 2023-24							
BANK WISE PROGRESS UNDER JOINT LIABILITY GROUP AS ON : 31.12.2023							
							(Rs. In Lakh)
SL. NO.	BANK NAME	TARGET	SANCTIONED		DISBURSED		ACHIEV %AGE
		NO.	NO.	AMOUNT	NO.	AMOUNT	NO.
	LEAD BANKS						
1	STATE BANK OF INDIA	558	168	2352	168	2352	30.11
2	CENTRAL BANK OF INDIA	740	771	76	771	76	104.19
3	PUNJAB NATIONAL BANK	973	124	363	124	363	12.74
4	CANARA BANK	3672	5872	15785	5872	14242	159.91
5	UCO BANK	269	134	314	131	301	48.70
6	BANK OF BARODA	10	8	15	8	15	80.00
7	UNION BANK OF INDIA	140	4	4	4	4	2.86
	OTHER BANKS						
8	BANK OF INDIA	10	0	0	0	0	0.00
9	BANK OF MAHARASHTRA	5	0	0	0	0	0.00
10	INDIAN BANK	10	21	26	21	26	210.00
11	INDIAN OVERSEAS BANK	5	0	0	0	0	0.00
12	PUNJAB AND SIND BANK	5	0	0	0	0	0.00
	Total Public Sector Bank	6397	7102	18935	7099	17379	110.97
	PRIVATE BANKS						
13	IDBI	645	11130	12876	10889	9852	1688.22
14	ICICI BANK	10	0	0	0	0	0.00
15	FEDERAL BANK	0	0	0	0	0	0.00
16	JAMMU KASHMIR BANK	0	0	0	0	0	0.00
17	SOUTH INDIAN BANK	0	0	0	0	0	0.00
18	AXIS BANK	10	0	0	0	0	0.00
19	HDFC BANK	10	0	0	0	0	0.00
20	INDUSIND BANK	10	0	0	0	0	0.00
21	KARNATAKA BANK	0	0	0	0	0	0.00
22	KOTAK MAHINDRA	0	0	0	0	0	0.00
23	YES BANK	0	0	0	0	0	0.00
24	BANDHAN BANK	40	0	0	0	0	0.00
25	RBL BANK	0	0	0	0	0	0.00
26	IDFC FIRST BANK Ltd	0	0	0	0	0	0.00
27	Karur Vysya Bank	0	0	0	0	0	0.00
	Total Private Sector Bank	725	11130	12876	10889	9852	1501.93
	Total COMM. BANKS	0	18232	31811	17988	27231	0.00
	CO-OPERATIVE BANKS						
28	STATE CO-OP. BANK	0	1961	2052	1961	2052	0.00
	Total Cooperative Bank	0	1961	2052	1961	2052	0.00
	REGIONAL RURAL BANKS						
29	DAKSHIN BIHAR GRAMIN BANK	200	0	0	0	0	0.00
30	UTTAR BIHAR GRAMIN BANK	200	0	0	0	0	0.00
	Total Region Rural Bank	400	0	0	0	0	0.00
	SMALL FINANCE BANK						
31	JANA SFB	10	0	0	0	0	0.00
32	UTKARSH SFB	92848	359698	195875	359698	195875	387.41
33	UJJIVAN SFB	10	0	0	0	0	0.00
34	ESAF SFB	10	0	0	0	0	0.00
35	UNITY SFB	0	0	0	0	0	0.00
	Total Small Financial Bank	92878	359698	195875	359698	195875	387.28
	TOTAL FOR BIHAR	100000	379891	229738	379647	225158	379.65

STATE LEVEL BANKERS' COMMITTEE BIHAR, PATNA							
(CONVENOR- STATE BANK OF INDIA) FY : 2023-24							
BANK WISE PROGRESS UNDER SOCIAL INFRASTRUCTURE AS ON 31.12.2023							
SL. NO.	BANK NAME	TARGET	SANCTIONED		DISBURSED		(Rs. In Lakh) ACHIEV %AGE
		AMOUNT	NO	AMOUNT	NO	AMOUNT	AMT
	LEAD BANKS						
1	STATE BANK OF INDIA	45875	17	45	13	33	0.07
2	CENTRAL BANK OF INDIA	22212	0	0	0	0	0.00
3	PUNJAB NATIONAL BANK	38534	0	0	0	0	0.00
4	CANARA BANK	13860	0	0	0	0	0.00
5	UCO BANK	5305	0	0	0	0	0.00
6	BANK OF BARODA	15684	0	0	0	0	0.00
7	UNION BANK OF INDIA	11950	1	6	4	6	0.05
	OTHER BANKS						
8	BANK OF INDIA	954	0	0	0	0	0.00
9	BANK OF MAHARASHTRA	706	0	0	0	0	0.00
10	INDIAN BANK	253	0	0	0	0	0.00
11	INDIAN OVERSEAS BANK	3283	0	0	0	0	0.00
12	PUNJAB AND SIND BANK	830	0	0	0	0	0.00
	Total Public Sector Bank	159446	21	51	17	39	0.02
	PRIVATE BANKS						
13	IDBI	283	0	0	0	0	0.00
14	ICICI BANK	710	0	0	0	0	0.00
15	FEDERAL BANK	995	0	0	0	0	0.00
16	JAMMU KASHMIR BANK	5	0	0	0	0	0.00
17	SOUTH INDIAN BANK	8	0	0	0	0	0.00
18	AXIS BANK	1917	0	0	0	0	0.00
19	HDFC BANK	1168	0	0	0	0	0.00
20	INDUSIND BANK	0	1321	184	1321	184	0.00
21	KARNATAKA BANK	40	0	0	0	0	0.00
22	KOTAK MAHINDRA	2538	0	0	0	0	0.00
23	YES BANK	0	0	0	0	0	0.00
24	BANDHAN BANK	3179	0	0	0	0	0.00
25	RBL BANK	110	0	0	0	0	0.00
26	IDFC FIRST BANK Ltd	0	2	1	2	1	0.00
27	Karur Vysya Bank	0	0	0	0	0	0.00
	Total Private Sector Bank	10953	1323	185	1323	185	1.69
	Total COMM. BANKS	170399	1344	236	1340	224	0.13
	CO-OPERATIVE BANKS						
28	STATE CO-OP. BANK	0	0	0	0	0	0.00
	Total Cooperative Bank	0	0	0	0	0	0.00
	REGIONAL RURAL BANKS						
29	DAKSHIN BIHAR GRAMIN BANK	1075	0	0	0	0	0.00
30	UTTAR BIHAR GRAMIN BANK	172	0	0	0	0	0.00
	Total Region Rural Bank	1247	0	0	0	0	0.00
	SMALL FINANCE BANK						
31	JANA SFB	768	0	0	0	0	0.00
32	UTKARSH SFB	125	8	4	8	4	3.20
33	UJJIVAN SFB	2040	0	0	0	0	0.00
34	ESAF SFB	33	0	0	0	0	0.00
35	UNITY SFB	0	0	0	0	0	0.00
	Total Small Financial Bank	2966	8	4	8	4	0.13
	TOTAL FOR BIHAR	174612	1352	240	1348	228	0.13

STATE LEVEL BANKERS' COMMITTEE BIHAR, PATNA							
(CONVENOR- STATE BANK OF INDIA) FY : 2023-24							
BANK WISE PROGRESS UNDER RENEWABLE ENERGY AS ON 31.12.2023							
(In Rs. Lacs)							
SL. NO.	BANK NAME	TARGET	SANCTIONED		DISBURSED		ACHIEV %AGE
		AMOUNT	NO	AMOUNT	NO	AMOUNT	AMT
	LEAD BANKS						
1	STATE BANK OF INDIA	5697	3	3	3	3	0.05
2	CENTRAL BANK OF INDIA	2758	0	0	0	0	0.00
3	PUNJAB NATIONAL BANK	5098	11	66	10	58	1.14
4	CANARA BANK	1722	0	0	0	0	0.00
5	UCO BANK	1130	0	0	0	0	0.00
6	BANK OF BARODA	1952	0	0	0	0	0.00
7	UNION BANK OF INDIA	1476	0	0	0	0	0.00
	OTHER BANKS						
8	BANK OF INDIA	624	0	0	0	0	0.00
9	BANK OF MAHARASHTRA	85	0	0	0	0	0.00
10	INDIAN BANK	307	0	0	0	0	0.00
11	INDIAN OVERSEAS BANK	413	0	0	0	0	0.00
12	PUNJAB AND SIND BANK	82	0	0	0	0	0.00
	Total Public Sector Bank	21344	14	69	13	61	0.29
	PRIVATE BANKS						
13	IDBI	213	0	0	0	0	0.00
14	ICICI BANK	507	0	0	0	0	0.00
15	FEDERAL BANK	293	0	0	0	0	0.00
16	JAMMU KASHMIR BANK	3	0	0	0	0	0.00
17	SOUTH INDIAN BANK	1	0	0	0	0	0.00
18	AXIS BANK	1056	0	0	0	0	0.00
19	HDFC BANK	759	0	0	0	0	0.00
20	INDUSIND BANK	0	0	0	0	0	0.00
21	KARNATAKA BANK	1	0	0	0	0	0.00
22	KOTAK MAHINDRA	340	0	0	0	0	0.00
23	YES BANK	0	0	0	0	0	0.00
24	BANDHAN BANK	431	0	0	0	0	0.00
25	RBL BANK	12	0	0	0	0	0.00
26	IDFC FIRST BANK Ltd	0	0	0	0	0	0.00
27	Karur Vysya Bank	0	0	0	0	0	0.00
	Total Private Sector Bank	3616	0	0	0	0	0.00
	Total COMM. BANKS	24960	14	69	13	61	0.24
	CO-OPERATIVE BANKS						
28	STATE CO-OP. BANK	0	0	0	0	0	0.00
	Total Cooperative Bank	0	0	0	0	0	0.00
	REGIONAL RURAL BANKS						
29	DAKSHIN BIHAR GRAMIN BANK	176	0	0	0	0	0.00
30	UTTAR BIHAR GRAMIN BANK	339	0	0	0	0	0.00
	Total Region Rural Bank	515	0	0	0	0	0.00
	SMALL FINANCE BANK						
31	JANA SFB	204	0	0	0	0	0.00
32	UTKARSH SFB	34	0	0	0	0	0.00
33	UJJIVAN SFB	545	0	0	0	0	0.00
34	ESAF SFB	20	0	0	0	0	0.00
35	UNITY SFB	0	0	0	0	0	0.00
	Total Small Financial Bank	803	0	0	0	0	0.00
	TOTAL FOR BIHAR	26278	14	69	13	61	0.23

STATE LEVEL BANKERS' COMMITTEE BIHAR, PATNA
(CONVENOR- STATE BANK OF INDIA) FY : 2023-24
BANK WISE PROGRESS UNDER PRIORITY SECTOR HOUSING LOAN AS ON 31.12.2023

SL. NO.	BANK NAME	(Rs. In Lakh)							
		TARGET		SANCTIONED		DISBURSED		ACHIEV %AGE	AC:IEV %AGE
		No	Amt	NO	AMOUNT	NO	AMOUNT	NO	AMT
	LEAD BANKS								
1	STATE BANK OF INDIA	11598	139107	16419	192545	15642	163647	141.57	138.42
2	CENTRAL BANK OF INDIA	2569	30874	2176	22171	2176	22171	84.70	71.81
3	PUNJAB NATIONAL BANK	2529	30301	8194	103782	6882	92639	324.00	342.50
4	CANARA BANK	2528	30293	4929	36258	4929	34071	194.98	119.69
5	UCO BANK	545	6593	1280	9875	1262	9797	234.86	149.78
6	BANK OF BARODA	3232	38798	630	20035	630	12087	19.49	51.64
7	UNION BANK OF INDIA	1385	16600	256	5965	256	5965	18.48	35.93
	OTHER BANKS								
8	BANK OF INDIA	394	4730	594	4765	594	4389	150.76	100.74
9	BANK OF MAHARASHTRA	83	989	1238	30263	1238	25859	1491.57	3059.96
10	INDIAN BANK	499	5978	200	1178	200	1178	40.08	19.71
11	INDIAN OVERSEAS BANK	470	5576	225	4125	225	4125	47.87	73.98
12	PUNJAB AND SIND BANK	490	5815	248	599	48	599	50.61	10.30
	Total Public Sector Bank	26322	315654	36389	431561	34082	376527	138.25	136.72
	PRIVATE BANKS								
13	IDBI	49	493	59	1239	59	351	120.41	251.32
14	ICICI BANK	306	3644	130	2569	130	2569	42.48	70.50
15	FEDERAL BANK	67	812	4	57	4	57	5.97	7.02
16	JAMMU KASHMIR BANK	5	57	4	20	3	20	80.00	35.09
17	SOUTH INDIAN BANK	1	17	1	19	1	19	100.00	111.76
18	AXIS BANK	309	3749	133	1230	133	230	43.04	32.81
19	HDFC BANK	80	971	1329	4121	1329	4121	1661.25	424.41
20	INDUSIND BANK	0	0	0	0	0	0	0.00	0.00
21	KARNATAKA BANK	16	187	14	224	14	224	87.50	119.79
22	KOTAK MAHINDRA	331	3938	1	1	1	1	0.30	0.03
23	YES BANK	0	0	0	0	0	0	0.00	0.00
24	BANDHAN BANK	342	4075	410	2500	410	2500	119.88	61.35
25	RBL BANK	33	410	0	0	0	0	0.00	0.00
26	IDFC FIRST BANK Ltd	0	0	0	0	0	0	0.00	0.00
27	Karur Vysya Bank	0	0	2	44	2	44	0.00	0.00
	Total Private Sector Bank	1539	18353	2087	12024	2086	10136	135.61	65.52
	Total COMM. BANKS	27861	334007	38476	443585	36168	326663	138.10	132.81
	CO-OPERATIVE BANKS								
28	STATE CO-OP. BANK	0	0	0	0	0	0	0.00	0.00
	Total Cooperative Bank	0	0	0	0	0	0	0.00	0.00
	REGIONAL RURAL BANKS								
29	DAKSHIN BIHAR GRAMIN BANK	500	5992	1225	13302	1225	13302	245.00	222.00
30	UTTAR BIHAR GRAMIN BANK	105	1245	267	6254	226	3142	254.29	502.33
	Total Region Rural Bank	605	7237	1492	19556	1451	16444	246.61	270.22
	SMALL FINANCE BANK								
31	JANA SFB	56	694	253	604	253	604	451.79	87.03
32	UTKARSH SFB	336	4001	802	1612	802	1612	238.69	40.29
33	UJJIVAN SFB	180	2148	1159	1651	1159	1651	643.89	76.86
34	ESAF SFB	0	0	6	18	6	18	0.00	0.00
35	UNITY SFB	3	50	0	0	0	0	0.00	0.00
	Total Small Financial Bank	575	6893	2220	3885	2220	3885	386.09	56.36
	TOTAL FOR BIHAR	29041	348137	42188	467026	39839	406992	145.27	134.15

STATE LEVEL BANKERS' COMMITTEE BIHAR, PATNA							
(CONVENOR- STATE BANK OF INDIA) FY : 2023-24							
BANK WISE OUTSTANDING AND NPA UNDER HOUSING LOAN AS ON 31.12.2023							
(Amount in Rs.Lakh)							
SL. NO.	BANKS NAME	HOUSING LOAN OUTSTANDING		NPA IN HOUSING LOAN		NPA%	
		NO.	AMOUNT	NO.	AMOUNT	NO.	AMOUNT
	LEAD BANKS						
1	STATE BANK OF INDIA	54513	991200	217	1285	0.40	0.13
2	CENTRAL BANK OF INDIA	6555	58168	1160	2287	17.70	3.93
3	PUNJAB NATIONAL BANK	21028	331783	514	3700	2.44	1.12
4	CANARA BANK	10445	179405	192	1797	1.84	1.00
5	UCO BANK	15687	65564	280	661	1.78	1.01
6	BANK OF BARODA	7897	154597	136	1461	1.72	0.95
7	UNION BANK OF INDIA	5304	68970	312	2260	5.88	3.28
	OTHER BANKS						
8	BANK OF INDIA	8530	133066	174	1157	2.04	0.87
9	BANK OF MAHARASHTRA	1149	23736	14	188	1.22	0.79
10	INDIAN BANK	9670	157737	471	3727	4.87	2.36
11	INDIAN OVERSEAS BANK	2996	50118	35	465	1.17	0.93
12	PUNJAB AND SIND BANK	390	8575	40	725	10.26	8.45
	Total Public Sector Bank	144164	2222919	3545	19713	2.46	0.89
	PRIVATE BANKS						
13	IDBI	2709	31576	63	578	2.33	1.83
14	ICICI BANK	6375	204016	86	2092	1.35	1.03
15	FEDERAL BANK	101	2410	1	21	0.99	0.87
16	JAMMU KASHMIR BANK	31	527	0	0	0.00	0.00
17	SOUTH INDIAN BANK	0	0	0	0	0.00	0.00
18	AXIS BANK	35	11155	20	207	57.14	1.86
19	HDFC BANK	9212	156560	35	243	0.38	0.16
20	INDUSIND BANK	0	0	0	0	0.00	0.00
21	KARNATAKA BANK	28	668	0	0	0.00	0.00
22	KOTAK MAHINDRA	9	202	0	0	0.00	0.00
23	YES BANK	0	0	0	0	0.00	0.00
24	BANDHAN BANK	2126	27573	15	255	0.71	0.92
25	RBL BANK	0	0	0	0	0.00	0.00
26	IDFC FIRST BANK Ltd	21	113	0	0	0.00	0.00
27	Karur Vysya Bank	10	350	0	0	0.00	0.00
	Total Private Sector Bank	20657	435150	220	3396	1.07	0.78
	Total COMM. BANKS	164821	2658069	3765	23109	2.28	0.87
	CO-OPERATIVE BANKS						
28	STATE CO-OP. BANK	592	2185	0	0	0.00	0.00
	Total Cooperative Bank	592	2185	0	0	0.00	0.00
	REGIONAL RURAL BANKS						
29	DAKSHIN BIHAR GRAMIN BANK	4715	57249	349	1468	7.40	2.56
30	UTTAR BIHAR GRAMIN BANK	3839	22771	2365	1384	61.60	6.08
	Total Region Rural Bank	8554	80020	2714	2852	31.73	3.56
	SMALL FINANCE BANK						
31	JANA SFB	1518	3901	0	0	0.00	0.00
32	UTKARSH SFB	378	4736	7	43	1.85	0.91
33	UJJIVAN SFB	3830	14490	27	11	0.70	0.08
34	ESAF SFB	2	18	1	1	50.00	5.56
35	UNITY SFB	0	0	0	0	0.00	0.00
	Total Small Financial Bank	5728	23145	35	55	0.61	0.24
	TOTAL FOR BIHAR	179695	2763419	6514	26016	3.63	0.94

STATE LEVEL BANKERS' COMMITTEE BIHAR, PATNA

(CONVENOR- STATE BANK OF INDIA) FY : 2023-24

CUMULATIVE REPORT AS ON 31.12.2023

Performance under Credit Linked Subsidy Scheme (CLSS) of Pradhan Mantri Awas Yojana (PMAY)

(Rs. In Lakh)

SL NO.	BANKS NAME	Total No. of all Housing Loans sanctioned since 01.04.2015	Out of (B), Housing Loans covered under CLSS of PMAY since 01.04.2015			Subsidy received since 01.04.2015	
			No.	Amt. Sanctioned	Amt. of Subsidy Claimed	No.	Amt.
	LEAD BANKS						
1	STATE BANK OF INDIA	35697	9686	171027	21298	7465	16491
2	CENTRAL BANK OF INDIA	4857	678	11457	739	310	533
3	PUNJAB NATIONAL BANK	24664	11130	19457	19457	2889	3562
4	CANARA BANK	10346	1439	35963	4175	883	2077
5	UCO BANK	5518	347	1059	622	210	382
6	BANK OF BARODA	6426	349	6980	778	349	778
7	UNION BANK OF INDIA	3241	474	2838	715	217	473
	OTHER BANKS						
8	BANK OF INDIA	7406	403	7605	478	55	138
9	BANK OF MAHARASHTRA	1234	37	728	65	18	32
10	INDIAN BANK	9550	368	10717	772	444	703
11	INDIAN OVERSEAS BANK	3765	312	2688	526	129	137
12	PUNJAB AND SIND BANK	431	92	1065	58	28	58
	Total Public Sector Bank	113135	25315	271584	49683	12997	25364
	PRIVATE BANKS						
13	IDBI	2671	990	21679	763	163	418
14	ICICI BANK	412	412	884	89	412	89
15	FEDERAL BANK	0	0	0	0	0	0
16	JAMMU KASHMIR BANK	0	0	0	0	0	0
17	SOUTH INDIAN BANK	5	0	0	0	0	0
18	AXIS BANK	1250	164	1408	170	72	148
19	HDFC BANK	0	0	0	0	0	0
20	INDUSIND BANK	0	0	0	0	0	0
21	KARNATAKA BANK	7	5	92	0	1	2
22	KOTAK MAHINDRA	0	0	0	0	0	0
23	YES BANK	0	0	0	0	0	0
24	BANDHAN BANK	1146	62	112	112	62	112
25	RBL BANK	0	0	0	0	0	0
26	IDFC FIRST BANK Ltd	0	0	0	0	0	0
27	Karur Vysya Bank	5	4	60	10	4	940
	Total Private Sector Bank	5496	1637	24235	1144	714	1709
	Total COMM. BANKS	118631	26952	295819	50827	13711	27073
	CO-OPERATIVE BANKS						
28	STATE CO-OP. BANK	0	0	0	0	0	0
	Total Cooperative Bank	0	0	0	0	0	0
	REGIONAL RURAL BANKS						
29	DAKSHIN BIHAR GRAMIN BANK	9014	951	11802	1977	928	1982
30	UTTAR BIHAR GRAMIN BANK	830	105	833	105	94	97
	Total Region Rural Bank	9844	1056	12635	2082	1022	2079
	SMALL FINANCE BANK						
31	JANA SFB	0	0	0	0	0	0
32	UTKARSH SFB	988	6	112	7	2	5
33	UJJIVAN SFB	0	0	0	0	0	0
34	ESAF SFB	0	0	0	0	0	0
35	UNITY SFB	0	0	0	0	0	0
	Total Small Financial Bank	988	6	112	7	2	5
	TOTAL FOR BIHAR	129463	28014	308566	52916	14735	29157

State Level Bankers' Committee, Bihar
(CONVENOR-STATE BANK OF INDIA) FY : 2023-24
Information regarding functioning of RSETs Dec. 2023

Sl. No.	District	Lead Bank	Date of Establishment of RSET	Land Allotted by State Govt. (Yes/No)	MoU for land executed with the district administration (Yes/No)	Grant received from NIRD (Yes/No)	Map approved by Local authority (Yes/No)	Construction Started (Yes/No)	During Financial Year 31.12.2023						AS ON 31.12.2023		AS ON Dec. 2023	
									No. of persons sourced by the branches for training	No. of training programmes organised	No. of persons trained	No. of training programmes organised	No. of persons trained	No. of trainees settled	No. of trainees settled with Bank finance	Name of the Agency viz. DRDA/KVIC/NABARD etc. with whom claims are pending	Amt of reimbursement claim pending (Amt in Lacs)	
																		No. of persons trained
1	ARARIA	SBI	19-02-2010	YES	YES	YES	YES	YES	19	238	6808	307	157	SRLM	43			
2	ARWAL	PNB	12-12-2011	YES	YES	YES	YES	YES	110	274	7928	5604	2380	SRLM	42			
3	AURANGABAD	PNB	29-02-2012	YES	YES	YES	YES	YES	18	308	8846	6629	2966	SRLM/JEEVIKA	60			
4	BANKA	UCO	30-06-2011	YES	YES	YES	YES	YES	215	247	7657	4676	1903	SRLM	57			
5	BEGUSARAI	UCO	29-07-2011	YES	YES	YES	YES	YES	24	752	305	9221	6492	3137	SRLM	44		
6	BHAGALPUR	PNB	14-03-2011	YES	YES	YES	YES	YES	100	23	721	250	7786	SRLM	50			
7	BHOJPUR	PNB	28-03-2012	YES	YES	YES	YES	YES	75	25	819	246	7418	SRLM	50			
8	BUXAR	PNB	12-12-2012	YES	YES	YES	YES	YES	0	20	638	254	6789	SRLM	39			
9	DARBHANGA	CBI	27-11-2010	YES	YES	YES	YES	YES	0	22	730	249	7654	SRLM	42			
10	EAST CHAMPARAN	CBI	19-12-2011	YES	YES	YES	YES	YES	17	472	260	8062	5235	3553	SRLM	32		
11	GAYA	PNB	02-10-2010	YES	YES	YES	YES	YES	30	974	444	12387	8344	3707	SRLM	63		
12	GOPALGANJ	CBI	10-02-2011	YES	YES	YES	YES	YES	15	487	190	5846	4011	1464	NRLM,KVIC	24		
13	JAMUI	SBI	26-03-2011	YES	YES	YES	YES	YES	0	20	581	237	6670	KVIC	1			
14	JEHANABAD	PNB	30-09-2011	YES	YES	YES	YES	YES	35	28	844	312	8872	SRLM	26			
15	KAIMUR	PNB	29-12-2011	YES	YES	YES	YES	YES	0	15	478	298	8091	BPL (SRLM)	61			
16	KATIHAR	CBI	01-10-2011	YES	YES	YES	YES	YES	0	19	608	30	983	SRLM	31			
17	KHAGARIA	UBI	10-02-2010	YES	YES	YES	YES	YES	3	15	510	265	7983	SRLM	38			
18	KISHANGANJ	SBI	27-03-2009	YES	YES	YES	YES	YES	0	20	598	274	8121	SRLM	56			
19	LAKHISARAI	PNB	28-09-2010	YES	YES	YES	YES	YES	50	17	497	289	7695	SRLM	30			
20	MADHEPURA	SBI	19-03-2010	YES	YES	YES	YES	YES	0	18	585	204	7107	SRLM	51			
21	MADHUBANI	CBI	29-01-2011	YES	YES	YES	YES	YES	54	18	606	233	7467	SRLM	8			
22	MUNGER	UCO	01-02-2011	YES	YES	YES	YES	YES	0	15	506	321	9027	SRLM	54			
23	MUZAFFARPUR	CBI	19-02-2007	YES	YES	YES	YES	YES	18	25	794	359	10001	SRLM	37			
24	NALANDA	PNB	10-02-2010	YES	YES	YES	YES	YES	0	20	660	341	9240	SRLM	25			
25	NAWADA	PNB	28-03-2010	YES	YES	YES	YES	YES	61	27	710	341	9369	SRLM	105			
26	PATNA	PNB	15-01-2007	NO	NO	NO	NO	NO	0	18	585	278	7744	KVIC	60			
27	PURNEA	SBI	30-03-2007	YES	YES	YES	YES	YES	148	23	705	261	7990	SRLM	3			
28	ROHTAS	PNB	27-01-2012	YES	YES	YES	YES	YES	0	21	616	270	7243	SRLM	76			
29	SAHARSA	SBI	27-03-2009	YES	YES	YES	YES	YES	3	19	592	249	7448	SRLM	38			
30	SAMASTIPUR	UBI	01-07-2010	YES	YES	YES	YES	YES	0	13	785	181	5840	SRLM	45			
31	SARAN	CBI	08-02-2011	YES	YES	YES	YES	YES	103	23	727	361	11249	SRLM, NULM	32			
32	SHEIKHPURA	CAN	19-01-2010	YES	YES	YES	YES	YES	0	26	819	375	11217	KVIC, NKSJ, GOVT.	59			
33	SHEOHAR	BOB	31-03-2010	YES	YES	YES	YES	YES	0	26	819	375	11217	SRLM	60			
34	SITAMARHI	BOB	28-03-2012	YES	YES	YES	YES	YES	425	18	601	275	7483	SRLM	54			
35	SIWAN	CBI	15-03-2011	YES	YES	YES	YES	YES	0	14	459	156	5475	SRLM	25			
36	SUPAUL	SBI	25-03-2009	YES	YES	YES	YES	YES	103	17	546	274	7851	SRLM, KVIC	15			
37	VAISHALI	CAN	30-01-2008	YES	YES	YES	YES	YES	103	31	987	478	140731	SRLM, NULM	72			
38	WEST CHAMPARAN	CBI	27-01-2011	YES	YES	YES	YES	YES	0	15	465	226	6703	SRLM, KVIC	32			
TOTAL BIHAR									1822	766	24442	10439	431007	200939	99841	1640		

STATE LEVEL BANKERS' COMMITTEE											
Cases Pending with District Authorities for Disposal under SECTION 14 of SARFAESI 31.12.2023											
S.N.	Bank Name	Pending Cases as on 30.09.2023		Cases filed during the quarter - Dec. 2023		Cases disposed during the quarter Dec. 2023		Pending Cases as on 31.12.2023		(Amt. in lakh) Out of (D) cases pending for more than 60 days	
		No. of Acs	Amt	No. of Acs	Amt	No. of Acs	Amt	No. of Acs	Amt	No. of Acs	Amt
	LEAD BANKS										
1	STATE BANK OF INDIA	13	110	27	496	12	252	28	354	14	125
2	CENTRAL BANK OF INDIA	27	686	70	1423	7	66	90	2043	13	452
3	PUNJAB NATIONAL BANK	159	1151	0	0	0	0	159	1151	0	0
4	CANARA BANK	37	1338	17	423	8	190	46	1571	16	437
5	UCO BANK	15	213	0	0	0	0	15	213	0	0
6	BANK OF BARODA	8	511	14	644	12	514	10	641	4	244
7	UNION BANK OF INDIA	2	117	0	0	0	0	2	117	0	0
	OTHER BANKS										
8	BANK OF INDIA	25	1425	10	287	10	311	25	1401	5	335
9	BANK OF MAHARASHTRA	0	0	0	0	0	0	0	0	0	0
10	INDIAN BANK	38	1957	33	751	20	610	51	2098	0	0
11	INDIAN OVERSEAS BANK	4	159	0	0	0	0	4	159	0	0
12	PUNJAB AND SIND BANK	0	0	0	0	0	0	0	0	0	0
	Total Public Sector Bank	328	7667	171	4024	69	1943	430	9748	52	1593
	PRIVATE BANKS										
13	IDBI	45	1017	3	42	9	216	39	843	38	824
14	ICICI BANK	18	929	13	605	2	187	29	1347	9	516
15	FEDERAL BANK	0	0	0	0	0	0	0	0	0	0
16	JAMMU KASHMIR BANK	0	0	0	0	0	0	0	0	0	0
17	SOUTH INDIAN BANK	0	0	0	0	0	0	0	0	0	0
18	AXIS BANK	8	80	0	0	0	0	8	80	0	0
19	HDFC BANK	5	202	1	129	2	114	4	217	4	217
20	INDUSIND BANK	0	0	0	0	0	0	0	0	0	0
21	KARNATAKA BANK	0	0	0	0	0	0	0	0	0	0
22	KOTAK MAHINDRA	0	0	0	0	0	0	0	0	0	0
23	YES BANK	0	0	0	0	0	0	0	0	0	0
24	BANDHAN BANK	0	0	0	0	0	0	0	0	0	0
25	RBL BANK	0	0	0	0	0	0	0	0	0	0
26	IDFC FIRST BANK Ltd	0	0	0	0	0	0	0	0	0	0
27	Karur Vysya Bank	0	0	0	0	0	0	0	0	0	0
	Total Private Sector Bank	76	2228	17	776	13	517	80	2487	51	1557
	Total COMM. BANKS	404	9895	188	4800	82	2460	510	12235	103	3150
	CO-OPERATIVE BANKS										
28	STATE CO-OP. BANK	0	0	0	0	0	0	0	0	0	0
	Total Cooperative Bank	0	0	0	0	0	0	0	0	0	0
	REGIONAL RURAL BANKS										
29	DAKSHIN BIHAR GRAMIN BANK	50	1298	11	194	2	40	59	1452	42	1161
30	UTTAR BIHAR GRAMIN BANK	37	293	35	259	21	168	51	384	34	242
	Total Region Rural Bank	87	1591	46	453	23	208	110	1836	76	1403
	SMALL FINANCE BANK										
31	JANA SFB	0	0	0	0	0	0	0	0	0	0
32	UTKARSH SFB	1	100	0	0	0	0	1	100	0	0
33	UJJIVAN SFB	0	0	0	0	0	0	0	0	0	0
34	ESAF SFB	0	0	0	0	0	0	0	0	0	0
35	UNITY SFB	0	0	0	0	0	0	0	0	0	0
	Total Small Financial Bank	1	100	0	0	0	0	0	0	0	0
	TOTAL FOR BIHAR	492	11586	234	5253	105	2668	621	14171	179	4553

STATE LEVEL BANKERS' COMMITTEE											
Cases Pending with District Authorities for Disposal under SECTION 14 of SARFAESI 31.12.2023											
											(Amt. in lakh)
S.N.	District	Pending Cases as on 30.09.2023		Cases filed during the quarter - Dec. 2023		Cases disposed during the quarter Dec. 2023		Pending Cases as on 31.12.2023		Out of (D) cases pending for more than 60 days	
		No. of Acs	Amt	No. of Acs	Amt	No. of Acs	Amt	No. of Acs	Amt	No. of Acs	Amt
1	Araria	0	0	7	125	0	0	7	125	0	0
2	Arwal	3	72	0	0	0	0	3	72	2	42
3	Aurangabad	1	28	4	134	0	0	5	162	0	0
4	Banka	0	0	0	0	0	0	0	0	0	0
5	Begusarai	20	545	10	226	5	178	25	593	6	286
6	Bhagalpur	13	420	2	17	1	18	14	419	4	212
7	Bhojpur	6	616	0	0	1	399	5	217	0	0
8	Buxar	4	105	0	0	0	0	4	105	2	91
9	Darbhanga	9	302	3	89	0	0	12	391	5	229
10	East Champaran	16	401	19	189	2	10	33	580	15	348
11	Gaya	16	772	6	137	3	34	19	875	2	16
12	Gopalganj	16	260	4	22	2	7	18	275	9	156
13	Jamui	4	32	0	0	0	0	4	32	4	32
14	Jehanabad	6	88	7	110	6	90	7	108	0	0
15	Kaimur	2	49	2	22	1	9	3	62	0	0
16	Katihar	10	395	7	74	6	54	11	415	0	0
17	Khagaria	9	299	1	31	0	0	10	330	7	243
18	Kishanganj	25	254	1	2	10	107	16	149	13	127
19	Lakhisarai	1	15	2	40	2	40	1	15	0	0
20	Madhepura	20	428	7	61	12	180	15	309	11	210
21	Madhubani	4	51	2	19	3	47	3	23	1	16
22	Munger	9	529	4	84	0	0	13	613	6	359
23	Muzaffarpur	50	713	17	392	8	259	59	846	10	176
24	Nalanda	41	599	9	174	0	0	50	773	15	261
25	Nawada	2	21	1	8	0	0	3	25	0	0
26	Patna	30	1464	24	938	18	669	36	1733	14	791
27	Purnea	31	549	22	502	9	196	44	855	12	293
28	Rohtas	46	251	9	138	7	69	50	320	10	100
29	Saharsa	10	588	3	135	1	49	12	674	7	96
30	Samastipur	6	142	2	558	1	160	7	540	0	0
31	Saran	12	70	13	196	1	3	24	263	0	0
32	Sheikhpura	7	134	2	71	2	65	7	140	1	15
33	Sheohar	4	68	0	0	0	0	4	68	0	0
34	Sitamarhi	4	64	4	59	0	0	8	123	4	53
35	Siwan	25	478	21	357	3	21	43	814	8	64
36	Supaul	0	0	1	6	0	0	1	6	0	0
37	Vaishali	18	550	7	178	0	0	25	728	6	177
38	West Champaran	10	234	11	159	1	4	20	389	5	160
Total		492	11586	234	5253	105	2668	621	14171	179	4553

ANNEX III - PART A

QUARTERLY REPORT ON CONDUCT OF SPECIAL CAMPS BY FLCs (GOING DIGITAL) : Annexure-2 Part(A)													
AS ON 31.12.2023													
Bank Name	FLC Code	Sr. No. of Camp	Date of special camp	District	Block	Village	No Of Participants	LDM	DDM	LDO	Local Govt	NGO	Others
STATE BANK OF INDIA	8301	6	06-12-2023	ARARIA	RANIGANJ	RANIGANJ	38	N	N	N	N	N	N
STATE BANK OF INDIA	8301	5	05-12-2023	ARARIA	RANIGANJ	RANIGANJ	34	N	N	N	N	N	N
STATE BANK OF INDIA	8301	4	25-11-2023	ARARIA	RANIGANJ	RANIGANJ	40	N	N	N	N	N	N
STATE BANK OF INDIA	8301	3	22-11-2023	ARARIA	RANIGANJ	RANIGANJ	41	N	N	N	N	N	N
STATE BANK OF INDIA	8301	2	17-10-2023	ARARIA	FORBESGANJ	FORBESGANJ	37	N	N	N	N	N	N
STATE BANK OF INDIA	8301	1	16-10-2023	ARARIA	FORBESGANJ	RANIPUR	31	N	N	N	N	N	N
STATE BANK OF INDIA	2081	34	12-12-2023	SUPAUL	KISHANPUR	SUPAUL	52	Y	N	N	N	N	N
STATE BANK OF INDIA	2081	33	08-12-2023	SUPAUL	KISHANPUR	SUPAUL	58	Y	N	N	N	N	N
STATE BANK OF INDIA	2081	32	15-11-2023	SUPAUL	KISHANPUR	KISHANPUR	48	Y	N	N	N	N	N
STATE BANK OF INDIA	2081	31	13-11-2023	SUPAUL	KISHANPUR	KISHANPUR	45	Y	N	N	N	N	N
STATE BANK OF INDIA	2081	30	10-10-2023	SUPAUL	SUPAUL	SUPAUL	45	Y	N	N	N	N	N
STATE BANK OF INDIA	2081	29	09-10-2023	SUPAUL	SUPAUL	SUPAUL	43	Y	N	N	N	N	N
STATE BANK OF INDIA	4701	40	22-12-2023	JAMUI	JHAJHA	JHAJHA	63	Y	N	N	N	N	N
STATE BANK OF INDIA	4701	39	04-12-2023	JAMUI	KHAIRA	KHAIRA	69	Y	N	N	N	N	N
STATE BANK OF INDIA	4701	38	30-11-2023	JAMUI	GIDHOUR	GIDHOUR	80	Y	N	N	N	N	N
STATE BANK OF INDIA	4701	37	06-11-2023	JAMUI	JHAJHA	JHAJHA	59	Y	N	N	N	N	N
STATE BANK OF INDIA	4701	36	19-10-2023	JAMUI	SIKNDRA	SIKNDRA	71	Y	N	N	N	N	N
STATE BANK OF INDIA	4701	35	04-10-2023	JAMUI	GIDHOUR	GIDHOUR	69	Y	N	N	N	N	N
STATE BANK OF INDIA	4901	16	24-12-2023	KISHANGANJ	BAHADURGANJ	BAHADURGANJ	900	Y	N	N	N	N	N
STATE BANK OF INDIA	4901	15	24-12-2023	KISHANGANJ	BAHADURGANJ	BAHADURGANJ	610	Y	N	N	N	N	N
STATE BANK OF INDIA	4901	14	04-12-2023	KISHANGANJ	KISHANGANJ	KISHANGANJ	86	Y	N	N	N	N	N
STATE BANK OF INDIA	4901	13	04-12-2023	KISHANGANJ	KISHANGANJ	KISHANGANJ	96	Y	N	N	N	N	N
STATE BANK OF INDIA	4901	12	02-12-2023	KISHANGANJ	DIGHALBANK	DIGHALBANK	108	Y	N	N	N	N	N
STATE BANK OF INDIA	4901	11	02-12-2023	KISHANGANJ	DIGHALBANK	DIGHALBANK	103	Y	N	N	N	N	N
STATE BANK OF INDIA	4901	10	05-11-2023	KISHANGANJ	POTHIA	POTHIA	65	Y	N	N	N	N	N
STATE BANK OF INDIA	4901	9	03-11-2023	KISHANGANJ	KISHANGANJ	KISHANGANJ	45	Y	N	N	N	N	N
STATE BANK OF INDIA	4901	8	28-10-2023	KISHANGANJ	TAKURGANJ	TAKURGANJ	61	N	N	N	N	N	N
STATE BANK OF INDIA	6081	28	22-12-2023	MADHEPURA	DIGHALBANK	DIGHALBANK	47	N	N	N	N	N	N
STATE BANK OF INDIA	6081	27	20-12-2023	MADHEPURA	SHANKARPUR	SHANKARPUR	72	N	N	N	N	N	N
STATE BANK OF INDIA	6081	26	09-11-2023	MADHEPURA	MADHEPURA	MADHEPURA	51	N	N	N	N	N	N
STATE BANK OF INDIA	6081	25	08-11-2023	MADHEPURA	UDAKISHANGANJ	UDAKISHANGANJ	39	N	N	N	N	N	N
STATE BANK OF INDIA	6031	24	27-10-2023	MADHEPURA	ALAMNAGAR	ALAMNAGAR	40	N	N	N	N	N	N
STATE BANK OF INDIA	6081	23	25-10-2023	MADHEPURA	MADHEPURA	MADHEPURA	28	N	N	N	N	N	N
STATE BANK OF INDIA	7601	46	12-06-2023	SAHARSA	SATTAR KATAIYA	SATTAR KATAIYA	70	N	N	N	N	N	N
STATE BANK OF INDIA	7601	45	12-04-2023	SAHARSA	SATTAR KATAIYA	SATTAR KATAIYA	54	N	N	N	N	N	N
STATE BANK OF INDIA	7601	44	11-09-2023	SAHARSA	SATTAR KATAIYA	SATTAR KATAIYA	50	N	N	N	N	N	N
STATE BANK OF INDIA	7601	43	11-06-2023	SAHARSA	SATTAR KATAIYA	SATTAR KATAIYA	70	N	N	N	N	N	N
STATE BANK OF INDIA	7601	42	10-07-2023	SAHARSA	SATTAR KATAIYA	SATTAR KATAIYA	36	N	N	N	N	N	N
STATE BANK OF INDIA	7801	41	10-06-2023	SAHARSA	SATTAR KATAIYA	SATTAR KATAIYA	102	Y	N	N	N	N	N
STATE BANK OF INDIA	7801	22	30-12-2023	PURNEA	PURNEA EAST	PURNEA EAST	54	Y	N	N	N	N	N
STATE BANK OF INDIA	7801	21	15-12-2023	PURNEA	SRINAGAR	SRINAGAR	51	Y	N	N	N	N	N
STATE BANK OF INDIA	7801	20	29-11-2023	PURNEA	SRINAGAR	SRINAGAR	63	Y	N	N	N	N	N
STATE BANK OF INDIA	7801	19	28-11-2023	PURNEA	SRINAGAR	SRINAGAR	116	Y	N	N	N	N	N
STATE BANK OF INDIA	7801	18	07-10-2023	PURNEA	SRINAGAR	SRINAGAR	147	Y	N	N	N	N	N
STATE BANK OF INDIA	7801	17	05-10-2023	PURNEA	DHAMDHAHA	DHAMDHAHA	84	Y	N	N	N	N	N
CENTRAL BANK OF INDIA	5301	67	03-10-2023	EAST CHAMPARAN	Motihari	banjariya	60	Y	N	N	N	N	N
CENTRAL BANK OF INDIA	5301	66	12-10-2023	EAST CHAMPARAN	Banjaria	banjariya	60	Y	N	N	N	N	N
CENTRAL BANK OF INDIA	5301	65	03-11-2023	EAST CHAMPARAN	Areraj	Areraj	60	Y	N	N	N	N	N
CENTRAL BANK OF INDIA	5301	64	04-11-2023	EAST CHAMPARAN	Motihari	banjariya	60	Y	N	N	N	N	N

ANNEX III - PART A

QUARTERLY REPORT ON CONDUCT OF SPECIAL CAMPS BY FLCs (GOING DIGITAL) : Annexure-2 Part(A)

AS ON 31.12.2023

Bank Name	FLC Code	Sr. No. of Camp	Date of special camp	District	Block	Village	No Of Participants	Stakeholders present (Indicate Y/N)					Others
								LDM	DDM	LDO	Local Govt	NGO	
CENTRAL BANK OF INDIA	5301	63	06-10-2023	EAST CHAMPARAN	Adapur	SHYAMPUR	60	Y	N	N	N	N	Y
CENTRAL BANK OF INDIA	5301	62	07-10-2023	EAST CHAMPARAN	Raxaul	Raxaul Block, Ca	60	Y	N	N	N	N	Y
CENTRAL BANK OF INDIA	5301	61	11-10-2023	EAST CHAMPARAN	Ghorasahan	GHORASAHAN	60	Y	N	N	N	N	Y
CENTRAL BANK OF INDIA	5301	60	13-10-2023	EAST CHAMPARAN	Harsidhi	HARSIDHI	60	Y	N	N	N	N	Y
CENTRAL BANK OF INDIA	5301	59	18-10-2023	EAST CHAMPARAN	Areraj	Areraj	60	Y	N	N	N	N	Y
CENTRAL BANK OF INDIA	5301	58	01-11-2023	EAST CHAMPARAN	Mothari	BANKATWA	60	Y	N	N	N	N	Y
CENTRAL BANK OF INDIA	5301	57	02-11-2023	EAST CHAMPARAN	Kotwa	KOTWA	60	Y	N	N	N	N	Y
CENTRAL BANK OF INDIA	5401	51	12-02-2023	MADHUBANI	LAKUHI	NARAHYA	18	Y	N	N	N	N	Y
CENTRAL BANK OF INDIA	5401	50	12-01-2023	MADHUBANI	RAJNAGAR	SUKHET	15	Y	N	N	N	N	Y
CENTRAL BANK OF INDIA	5401	49	30-11-2023	MADHUBANI	RAJNAGAR	MANGRAUNI	10	Y	N	N	N	N	Y
CENTRAL BANK OF INDIA	5701	56	19-12-2023	Siwan	Raighunathpur	Sultampur	25	Y	N	N	N	N	Y
CENTRAL BANK OF INDIA	5701	55	09-11-2023	Siwan	Barbaria	Lakdi	20	Y	N	N	N	N	Y
CENTRAL BANK OF INDIA	5701	54	07-11-2023	Siwan	Hussainganj	Garar	22	Y	N	N	N	N	Y
CENTRAL BANK OF INDIA	5701	53	27-10-2023	Siwan	Hasanpura	Ussri	25	Y	N	N	N	N	Y
CENTRAL BANK OF INDIA	5701	52	10-10-2023	Siwan	Andar	Danbari	20	Y	N	N	N	N	Y
CENTRAL BANK OF INDIA	6201	33	27-12-2023	MUZAFFARPUR	Aurai	MATHANI	22	Y	N	N	N	N	Y
CENTRAL BANK OF INDIA	6201	32	26-12-2023	MUZAFFARPUR	Kurhani	Turki	28	Y	N	N	N	N	Y
CENTRAL BANK OF INDIA	6201	31	20-12-2023	MUZAFFARPUR	Bochaha	Beral	21	Y	N	N	N	N	Y
CENTRAL BANK OF INDIA	6201	30	18-12-2023	MUZAFFARPUR	Munapur	Chajan	22	Y	N	N	N	N	Y
CENTRAL BANK OF INDIA	6201	29	18-12-2023	MUZAFFARPUR	Munapur	Panapur	22	Y	N	N	N	N	Y
CENTRAL BANK OF INDIA	6201	28	15-12-2023	MUZAFFARPUR	Kurhani	Kishunpur Mohin	24	Y	N	N	N	N	Y
CENTRAL BANK OF INDIA	6201	27	14-12-2023	MUZAFFARPUR	Aurai	Hallampur	20	Y	N	N	N	N	Y
CENTRAL BANK OF INDIA	6201	26	14-12-2023	MUZAFFARPUR	Bochaha	Amma	21	Y	N	N	N	N	Y
CENTRAL BANK OF INDIA	6201	25	13-12-2023	MUZAFFARPUR	Musahari	Raighunathpur Kh	20	Y	N	N	N	N	Y
CENTRAL BANK OF INDIA	6201	24	12-12-2023	MUZAFFARPUR	Kurhani	Rajia	22	Y	N	N	N	N	Y
CENTRAL BANK OF INDIA	6301	13	18-12-2023	GOPALGANJ	MANJHAGARH	BANGRA	38	Y	N	N	N	N	Y
CENTRAL BANK OF INDIA	6301	12	18-12-2023	GOPALGANJ	BARAULI	BATARDEH	42	Y	N	N	N	N	Y
CENTRAL BANK OF INDIA	6301	11	11-12-2023	GOPALGANJ	THAWE	BAGAHA	52	Y	N	N	N	N	Y
CENTRAL BANK OF INDIA	6301	10	11-12-2023	GOPALGANJ	MANJHAGARH	JAGARNATHA	51	Y	N	N	N	N	Y
CENTRAL BANK OF INDIA	6301	9	09-11-2023	GOPALGANJ	BARAULI	PACHPATIYA	38	Y	N	N	N	N	Y
CENTRAL BANK OF INDIA	6301	8	03-11-2023	GOPALGANJ	BAIKUNTHPUR	FAJULLAHPUR	36	Y	N	N	N	N	Y
CENTRAL BANK OF INDIA	6301	7	02-11-2023	GOPALGANJ	BAIKUNTHPUR	SAFIYABAD	35	Y	N	N	N	N	Y
CENTRAL BANK OF INDIA	6301	6	02-11-2023	GOPALGANJ	KUCHAIKOTE	MAHUWA	48	Y	N	N	N	N	Y
CENTRAL BANK OF INDIA	6301	5	02-11-2023	GOPALGANJ	MANJHAGARH	DHARAMBARI	45	Y	N	N	N	N	Y
CENTRAL BANK OF INDIA	6301	4	07-10-2023	GOPALGANJ	MANJHAGARH	PIPRA	41	Y	N	N	N	N	Y
CENTRAL BANK OF INDIA	6301	3	06-10-2023	GOPALGANJ	MANJHAGARH	DHARAMPARSHA	20	Y	N	N	N	N	Y
CENTRAL BANK OF INDIA	6301	2	06-10-2023	GOPALGANJ	BARAULI	BARAULI	50	Y	N	N	N	N	Y
CENTRAL BANK OF INDIA	6301	1	06-10-2023	GOPALGANJ	SIDHWALIYA	SIDHWALIYA	32	Y	N	N	N	N	Y
CENTRAL BANK OF INDIA	6401	23	11-09-2023	West Champaran	Nautan	Dhurnagar	22	Y	N	N	N	N	Y
CENTRAL BANK OF INDIA	6401	22	30-10-2023	West Champaran	Bairya	Tadhwa	20	Y	N	N	N	N	Y
CENTRAL BANK OF INDIA	6401	21	10-06-2023	West Champaran	Bettiah	Banuchhapar	28	Y	N	N	N	N	Y
CENTRAL BANK OF INDIA	6401	20	22-05-2023	West Champaran	Lauriya	Mathiya	30	Y	N	N	N	N	Y
CENTRAL BANK OF INDIA	6401	19	09-12-2023	West Champaran	Chanpatiya	Brundavan	26	Y	N	N	N	N	Y
CENTRAL BANK OF INDIA	6401	18	08-12-2023	West Champaran	Jogapatti	Jogapatti	24	Y	N	N	N	N	Y
CENTRAL BANK OF INDIA	6401	17	20-07-2023	West Champaran	Ramnagar	Dhokaraha	25	Y	N	N	N	N	Y
CENTRAL BANK OF INDIA	6401	16	07-05-2023	West Champaran	Majhaliya	Mohadiapur	18	Y	N	N	N	N	Y
CENTRAL BANK OF INDIA	6401	15	23-06-2023	West Champaran	Narkatiyaganj	Narkatiya	22	Y	N	N	N	N	Y
CENTRAL BANK OF INDIA	6401	14	17-05-2023	West Champaran	Narkatiyaganj	Poraraha	25	Y	N	N	N	N	Y
CENTRAL BANK OF INDIA	7101	48	12-08-2023	KATIHAR	KORHA	MUSAPUR	35	Y	N	N	N	N	Y
CENTRAL BANK OF INDIA	7101	47	29-11-2023	KATIHAR	PRANPUR	BUDHNAGAR	35	Y	N	N	N	N	Y

ANNEX III - PART A

QUARTERLY REPORT ON CONDUCT OF SPECIAL CAMPS BY FLCs (GOING DIGITAL) : Annexure-2 Part(A)
AS ON 31.12.2023

Bank Name	FLC Code	Sr. No. of Camp	Date of special camp	District	Block	Village	No Of Participants	Stakeholders present (Indicate Y/N)					Others
								LDM	DDM	LDO	Local Govt	NGO	
CENTRAL BANK OF INDIA	7101	46	27-11-2023	KATHIAR	MANIHARI	NAWABGANJ	35	Y	N	N	N	N	Y
CENTRAL BANK OF INDIA	7101	45	23-11-2023	KATHIAR	KATHIAR	RAMPARA	35	Y	N	N	N	N	Y
CENTRAL BANK OF INDIA	7101	44	21-11-2023	KATHIAR	MANIHARI	NARAYANPUR	35	Y	N	N	N	N	Y
CENTRAL BANK OF INDIA	7101	43	11-06-2023	KATHIAR	AMBABAD	ROSHNA	33	Y	N	N	N	N	Y
CENTRAL BANK OF INDIA	7101	42	11-02-2023	KATHIAR	KORHA	MUSAPUR	35	Y	N	N	N	N	Y
CENTRAL BANK OF INDIA	7101	41	25-10-2023	KATHIAR	MANSAHI	FULHARA	34	Y	N	N	N	N	Y
CENTRAL BANK OF INDIA	7101	40	17-10-2023	KATHIAR	HASANGANJ	RAMPUR	34	Y	N	N	N	N	Y
CENTRAL BANK OF INDIA	7101	39	14-10-2023	KATHIAR	BALRAMPUR	TELTA	34	Y	N	N	N	N	Y
CENTRAL BANK OF INDIA	7101	38	13-10-2023	KATHIAR	FALKA	SOTIPAR	35	Y	N	N	N	N	Y
CENTRAL BANK OF INDIA	7101	37	10-09-2023	KATHIAR	KADWA	KUMHARI	35	Y	N	N	N	N	Y
CENTRAL BANK OF INDIA	7101	36	10-07-2023	KATHIAR	PRANPUR	KURETHA	35	Y	N	N	N	N	Y
CENTRAL BANK OF INDIA	7101	35	10-06-2023	KATHIAR	FLKA	SALEHPUR	35	Y	N	N	N	N	Y
CENTRAL BANK OF INDIA	7101	34	10-03-2023	KATHIAR	KORHA	CHARKHI	33	Y	N	N	N	N	Y
PUNJAB NATIONAL BANK	3701	49	29-12-2023	KAIMUR	CHAINPUR	ARAIL	65	Y	Y	Y	Y	Y	Y
PUNJAB NATIONAL BANK	3701	48	26-12-2023	KAIMUR	CHAND	SHIWAMPUR	55	Y	Y	Y	Y	Y	N
PUNJAB NATIONAL BANK	3701	47	21-12-2023	KAIMUR	KUDRA	BAHERA	48	Y	Y	Y	Y	Y	N
PUNJAB NATIONAL BANK	3701	46	13-12-2023	KAIMUR	DURGAWATI	KURETHA	68	Y	Y	Y	Y	Y	N
PUNJAB NATIONAL BANK	3701	45	17-12-2023	KAIMUR	MOHANIA	BICHHIYA	59	Y	Y	Y	Y	Y	N
PUNJAB NATIONAL BANK	3701	44	02-12-2023	KAIMUR	CHAND	AKORHI	63	Y	Y	Y	Y	Y	N
PUNJAB NATIONAL BANK	3701	43	29-11-2023	KAIMUR	BHAGWANPUR	BHARUHIYA	61	Y	Y	Y	Y	Y	N
PUNJAB NATIONAL BANK	3701	42	22-11-2023	KAIMUR	BHABUA	PARHAJITI	49	Y	Y	Y	Y	Y	N
PUNJAB NATIONAL BANK	3701	41	18-11-2023	KAIMUR	KUDRA	MOKRI	52	Y	Y	Y	Y	Y	N
PUNJAB NATIONAL BANK	3701	40	14-11-2023	KAIMUR	BHABUA	NATAYA	62	Y	Y	Y	Y	Y	N
PUNJAB NATIONAL BANK	3701	39	07-11-2023	KAIMUR	BHABUA	SEMRA	56	Y	Y	Y	Y	Y	N
PUNJAB NATIONAL BANK	3701	38	02-11-2023	KAIMUR	BHABUA	MAHUAT	52	Y	Y	Y	Y	Y	N
PUNJAB NATIONAL BANK	3701	37	31-10-2023	KAIMUR	CHAINPUR	FAHRABAD	67	Y	Y	Y	Y	Y	N
PUNJAB NATIONAL BANK	3701	36	25-10-2023	KAIMUR	CHAINPUR	AVNKHAPA	48	Y	Y	Y	Y	Y	N
PUNJAB NATIONAL BANK	3701	35	20-10-2023	KAIMUR	MOHANIA	ANWARI (C)	59	Y	Y	Y	Y	Y	N
PUNJAB NATIONAL BANK	3701	34	16-10-2023	KAIMUR	CHAND	PAURA	65	Y	Y	Y	Y	Y	N
PUNJAB NATIONAL BANK	3701	33	10-10-2023	KAIMUR	BHABUA	BARKAKIR	51	Y	Y	Y	Y	Y	N
PUNJAB NATIONAL BANK	3701	32	04-10-2023	KAIMUR	BHAGWANPUR	MOKARAM PACH	57	Y	Y	Y	Y	Y	N
PUNJAB NATIONAL BANK	4501	31	30-12-2023	BUXAR	BHABUA	MAHUWARI	67	Y	Y	Y	Y	Y	N
PUNJAB NATIONAL BANK	4501	30	26-12-2023	BUXAR	SIMRI	KAZIPUR	68	Y	Y	Y	Y	Y	N
PUNJAB NATIONAL BANK	4501	29	20-12-2023	BUXAR	NAWANAGAR	MARYAN	59	Y	Y	Y	Y	Y	N
PUNJAB NATIONAL BANK	4501	28	14-12-2023	BUXAR	DUMRAON	ARIYAWON	67	Y	Y	Y	Y	Y	N
PUNJAB NATIONAL BANK	4501	27	08-12-2023	BUXAR	BARHAMPUR	KATHIA	68	Y	Y	Y	Y	Y	N
PUNJAB NATIONAL BANK	4501	26	02-12-2023	BUXAR	ITARHI	ATRAUNA	59	Y	Y	Y	Y	Y	N
PUNJAB NATIONAL BANK	4501	25	30-11-2023	BUXAR	BARHAMPUR	DHARAJI	63	Y	Y	Y	Y	Y	N
PUNJAB NATIONAL BANK	4501	24	28-11-2023	BUXAR	SIMRI	CHUNIDANR	61	Y	Y	Y	Y	Y	N
PUNJAB NATIONAL BANK	4501	23	21-11-2023	BUXAR	ITARHI	BASUDHAR	49	Y	Y	Y	Y	Y	N
PUNJAB NATIONAL BANK	4501	22	15-11-2023	BUXAR	SIMRI	SENRI ENGLISH	52	Y	Y	Y	Y	Y	N
PUNJAB NATIONAL BANK	4501	21	08-11-2023	BUXAR	BARHAMPUR	RAMPUR	62	Y	Y	Y	Y	Y	N
PUNJAB NATIONAL BANK	4501	20	02-11-2023	BUXAR	BARHAMPUR	NIMEJ	56	Y	Y	Y	Y	Y	N
PUNJAB NATIONAL BANK	4501	19	31-10-2023	BUXAR	SARHAMPUR	AMSAARI	52	Y	Y	Y	Y	Y	N
PUNJAB NATIONAL BANK	4501	18	25-10-2023	BUXAR	CHAUSA	BHADWAR	68	Y	Y	Y	Y	Y	N
PUNJAB NATIONAL BANK	4501	17	17-10-2023	BUXAR	NAWANAGAR	SAGRA	59	Y	Y	Y	Y	Y	N
PUNJAB NATIONAL BANK	4501	16	12-10-2023	BUXAR	BARHAMPUR	BASDEWA	63	Y	Y	Y	Y	Y	N
PUNJAB NATIONAL BANK	4501	15	03-10-2023	BUXAR	NAWANAGAR	BARHAMPUR	61	Y	Y	Y	Y	Y	N
PUNJAB NATIONAL BANK	5102	133	22-12-2023	NALANDA	NAWANAGAR	RAIKA	62	Y	Y	Y	Y	Y	N
PUNJAB NATIONAL BANK	5102	132	14-12-2023	NALANDA	NOORSARAI	JAGDISHPUR TIAR	56	Y	Y	Y	Y	Y	N
PUNJAB NATIONAL BANK	5102	131	14-12-2023	NALANDA	HARNAUT	GOKHULPUR	56	Y	Y	Y	Y	Y	N

ANNEX III - PART A

QUARTERLY REPORT ON CONDUCT OF SPECIAL CAMPS BY FLCs (GOING DIGITAL) : Annexure-2 Part(A)
AS ON 31.12.2023

Bank Name	FLC Code	Sr. No. of Camp	Date of special camp	District	Block	Village	No Of Participants	Stakeholders present (Indicate Y/N)					Others
								LDM	DDM	Local Govt	NGO	BC	
PUNJAB NATIONAL BANK	5102	131	08-12-2023	NALANDA	SILAO	MOHANPUR	52	Y	Y	Y	Y	Y	N
PUNJAB NATIONAL BANK	5102	130	01-12-2023	NALANDA	HARNAUT	TELMAR	65	Y	Y	Y	Y	Y	N
PUNJAB NATIONAL BANK	5102	129	29-11-2023	NALANDA	HILSA	CHIKSAURA	51	Y	Y	Y	Y	Y	N
PUNJAB NATIONAL BANK	5102	128	17-11-2023	NALANDA	CHANDI	CHANDI	57	Y	Y	Y	Y	Y	N
PUNJAB NATIONAL BANK	5102	127	10-11-2023	NALANDA	THARTHARI	ASTA	49	Y	Y	Y	Y	Y	N
PUNJAB NATIONAL BANK	5102	126	01-11-2023	NALANDA	BIHAR	Amber	52	Y	Y	Y	Y	Y	N
PUNJAB NATIONAL BANK	5102	125	30-10-2023	NALANDA	FAUGIR	Poolpar	62	Y	Y	Y	Y	Y	N
PUNJAB NATIONAL BANK	5102	124	21-10-2023	NALANDA	KARAI FARSURAI	KATARI	56	Y	Y	Y	Y	Y	N
PUNJAB NATIONAL BANK	5102	123	11-10-2023	NALANDA	EKANGARSARAI	MAIRA BARTH	52	Y	Y	Y	Y	Y	N
PUNJAB NATIONAL BANK	5102	122	05-10-2023	NALANDA	AGIAON	AGIANGARAI	65	Y	Y	Y	Y	Y	N
PUNJAB NATIONAL BANK	5201	14	29-12-2023	BHOJPUR	AGIAON	AGIAON	49	Y	Y	Y	Y	Y	N
PUNJAB NATIONAL BANK	5201	13	26-12-2023	BHOJPUR	KOILWAR	MANIKPUR	52	Y	Y	Y	Y	Y	N
PUNJAB NATIONAL BANK	5201	12	20-12-2023	BHOJPUR	KOILWAR	KHANGAON	62	Y	Y	Y	Y	Y	N
PUNJAB NATIONAL BANK	5201	11	12-12-2023	BHOJPUR	AGIAON	KHARAICH	56	Y	Y	Y	Y	Y	N
PUNJAB NATIONAL BANK	5201	10	02-12-2023	BHOJPUR	BARHARA	PHARNA	52	Y	Y	Y	Y	Y	N
PUNJAB NATIONAL BANK	5201	9	28-11-2023	BHOJPUR	PIRO	SUKHRAULI	48	Y	Y	Y	Y	Y	N
PUNJAB NATIONAL BANK	5201	8	17-11-2023	BHOJPUR	SHAHUPUR	BASANTPUR	65	Y	Y	Y	Y	Y	N
PUNJAB NATIONAL BANK	5201	7	10-11-2023	BHOJPUR	JAGDISHPUR	BARNAON	51	Y	Y	Y	Y	Y	N
PUNJAB NATIONAL BANK	5201	6	04-11-2023	BHOJPUR	ARRAH	DHAMAR	57	Y	Y	Y	Y	Y	N
PUNJAB NATIONAL BANK	5201	5	31-10-2023	BHOJPUR	GARHANI	GAURA	67	Y	Y	Y	Y	Y	N
PUNJAB NATIONAL BANK	5201	4	20-10-2023	BHOJPUR	TARARI	BAGAR	68	Y	Y	Y	Y	Y	N
PUNJAB NATIONAL BANK	5201	3	12-10-2023	BHOJPUR	TARARI	KHUTAHA	59	Y	Y	Y	Y	Y	N
PUNJAB NATIONAL BANK	5201	2	07-10-2023	BHOJPUR	PIRO	LOHRABAD	67	Y	Y	Y	Y	Y	N
PUNJAB NATIONAL BANK	5201	1	03-10-2023	BHOJPUR	SHAHUPUR	JAITPUR	68	Y	Y	Y	Y	Y	N
PUNJAB NATIONAL BANK	5801	94	22-12-2023	AURANGABAD	ANKARPUR	MARUPPUR	59	Y	Y	Y	Y	Y	N
PUNJAB NATIONAL BANK	5801	93	14-12-2023	AURANGABAD	RAJAUJI	HARDIYA	65	Y	Y	Y	Y	Y	N
PUNJAB NATIONAL BANK	5801	92	05-12-2023	AURANGABAD	PAKRIBARAWAN	DOLA	65	Y	Y	Y	Y	Y	N
PUNJAB NATIONAL BANK	5801	91	16-11-2023	AURANGABAD	PAKRIBARAWAN	MARAWA	55	Y	Y	Y	Y	Y	N
PUNJAB NATIONAL BANK	5801	90	04-11-2023	AURANGABAD	NAWADA	Mirzapur	48	Y	Y	Y	Y	Y	N
PUNJAB NATIONAL BANK	5801	89	17-10-2023	AURANGABAD	NAWADA	BHADOKHARA	68	Y	Y	Y	Y	Y	N
PUNJAB NATIONAL BANK	5801	88	06-10-2023	AURANGABAD	WARISALGANJ	PAINGARI	59	Y	Y	Y	Y	Y	N
PUNJAB NATIONAL BANK	5902	145	27-12-2023	NAWADA	RATNI FARIDPUR	AMTHUA	56	Y	Y	Y	Y	Y	N
PUNJAB NATIONAL BANK	5902	144	19-12-2023	NAWADA	RATNI FARIDPUR	SHAKURABAD	63	Y	Y	Y	Y	Y	N
PUNJAB NATIONAL BANK	5902	143	14-12-2023	NAWADA	MODANGANJ	GHAZIPUR	61	Y	Y	Y	Y	Y	N
PUNJAB NATIONAL BANK	5902	142	01-12-2023	NAWADA	HULASGANJ	SARTHUA	68	Y	Y	Y	Y	Y	N
PUNJAB NATIONAL BANK	5902	141	30-11-2023	NAWADA	HULASGANJ	LODIPUR	59	Y	Y	Y	Y	Y	N
PUNJAB NATIONAL BANK	5902	140	21-11-2023	NAWADA	GHOSHI	BIRUPUR	67	Y	Y	Y	Y	Y	N
PUNJAB NATIONAL BANK	5902	139	10-11-2023	NAWADA	RATNI FARIDPUR	UCHHTA	68	Y	Y	Y	Y	Y	N
PUNJAB NATIONAL BANK	5902	138	02-11-2023	NAWADA	HULASGANJ	MUSAJLI	55	Y	Y	Y	Y	Y	N
PUNJAB NATIONAL BANK	5902	137	19-10-2023	NAWADA	JEFANABAD	IRKI ARAZI	63	Y	Y	Y	Y	Y	N
PUNJAB NATIONAL BANK	5902	136	12-10-2023	NAWADA	RATNI FARIDPUR	GOBINDPUR	61	Y	Y	Y	Y	Y	N
PUNJAB NATIONAL BANK	5902	135	03-10-2023	NAWADA	GHOSHI	DARIAPUR	49	Y	Y	Y	Y	Y	N
PUNJAB NATIONAL BANK	5902	134	28-12-2023	NALANDA	RAHUI	BARANDI	52	Y	Y	Y	Y	Y	N
PUNJAB NATIONAL BANK	6002	159	29-12-2023	PATNA	DULHIN BAZAR	RAKSIA	68	Y	Y	Y	Y	Y	N
PUNJAB NATIONAL BANK	6002	158	22-12-2023	PATNA	DULHIN BAZAR	SARKUNA	59	Y	Y	Y	Y	Y	N
PUNJAB NATIONAL BANK	6002	157	15-12-2023	PATNA	BAKHTIARPUR	RANISARAI	63	Y	Y	Y	Y	Y	N
PUNJAB NATIONAL BANK	6002	156	08-12-2023	PATNA	ATHMANGOLA	KALIANPUR	61	Y	Y	Y	Y	Y	N
PUNJAB NATIONAL BANK	6002	155	01-12-2023	PATNA	DINAPUR-CUM-NHA	LAKHNI BIGHA	68	Y	Y	Y	Y	Y	N
PUNJAB NATIONAL BANK	6002	154	24-11-2023	PATNA	MANER	HALDI CHHAPRA	59	Y	Y	Y	Y	Y	N
PUNJAB NATIONAL BANK	6002	153	18-11-2023	PATNA	BEICHHI	KORARI	67	Y	Y	Y	Y	Y	N

ANNEX III - PART A

QUARTERLY REPORT ON CONDUCT OF SPECIAL CAMPS BY FLCs (GOING DIGITAL) : Annexure-2 Part(A)
AS ON 31.12.2023

Bank Name	FLC Code	Sr. No. of Camp	Date of special Camp	District	Block	Village	No Of Participants	Stakeholders present (Indicate Y/N)				Others
								LDO	Local Govt	NGO	BC	
PUNJAB NATIONAL BANK	6002	152	10-11-2023	PATNA	BELCHHI	HARAULI	68	Y	Y	Y	Y	N
PUNJAB NATIONAL BANK	6002	151	04-11-2023	PATNA	MOKAMEH	MARANCHI	59	Y	Y	Y	Y	N
PUNJAB NATIONAL BANK	6002	150	31-10-2023	PATNA	GHOSWARI	SAHRI	65	Y	Y	Y	Y	N
PUNJAB NATIONAL BANK	6002	149	25-10-2023	PATNA	BARH	BIRHANA	61	Y	Y	Y	Y	N
PUNJAB NATIONAL BANK	6002	148	18-10-2023	PATNA	DHANARUA	BARNI	45	Y	Y	Y	Y	N
PUNJAB NATIONAL BANK	6002	147	12-10-2023	PATNA	PALIGANJ	KHANPURA	52	Y	Y	Y	Y	N
PUNJAB NATIONAL BANK	6002	146	03-10-2023	PATNA	PALIGANJ	PEARPUJA	62	Y	Y	Y	Y	N
PUNJAB NATIONAL BANK	6702	87	30-12-2023	ROHTAS	KARGAHHAR	TERUNI	58	Y	Y	Y	Y	N
PUNJAB NATIONAL BANK	6702	86	28-12-2023	ROHTAS	NASRIGANJ	NASRIGANJ (NP)	65	Y	Y	Y	Y	N
PUNJAB NATIONAL BANK	6702	85	26-12-2023	ROHTAS	KARGAHHAR	SIWAN	55	Y	Y	Y	Y	N
PUNJAB NATIONAL BANK	6702	84	20-12-2023	ROHTAS	ROHTAS	KUSDIHRA	48	Y	Y	Y	Y	N
PUNJAB NATIONAL BANK	6702	83	08-12-2023	ROHTAS	NASRIGANJ	SAHGI	68	Y	Y	Y	Y	N
PUNJAB NATIONAL BANK	6702	82	02-12-2023	ROHTAS	DAWATH	KOATH (NP)	59	Y	Y	Y	Y	N
PUNJAB NATIONAL BANK	6702	81	30-11-2023	ROHTAS	NASRIGANJ	DEHRI	63	Y	Y	Y	Y	N
PUNJAB NATIONAL BANK	6702	80	27-11-2023	ROHTAS	TILOUTHU	SARAYA (CT)	49	Y	Y	Y	Y	N
PUNJAB NATIONAL BANK	6702	79	18-11-2023	ROHTAS	AKORHI GOLA	BARARI	52	Y	Y	Y	Y	N
PUNJAB NATIONAL BANK	6702	78	04-11-2023	ROHTAS	KARGAHHAR	USANA	62	Y	Y	Y	Y	N
PUNJAB NATIONAL BANK	6702	77	27-10-2023	ROHTAS	KARAKAT	KUSI	56	Y	Y	Y	Y	N
PUNJAB NATIONAL BANK	6702	76	19-10-2023	ROHTAS	RAJPUR	RAJPUR	52	Y	Y	Y	Y	N
PUNJAB NATIONAL BANK	6702	75	13-10-2023	ROHTAS	CHEMARI	TELARI	67	Y	Y	Y	Y	N
PUNJAB NATIONAL BANK	6702	74	05-10-2023	ROHTAS	KOCHAS	DEHRI (NAGAR PA	48	Y	Y	Y	Y	N
PUNJAB NATIONAL BANK	7002	110	30-12-2023	GAYA	SIKANDRA	LACHHUAR	65	Y	Y	Y	Y	N
PUNJAB NATIONAL BANK	7002	109	28-12-2023	GAYA	ISLAMNAGAR ALIG	GOKHULA FATEHU	68	Y	Y	Y	Y	N
PUNJAB NATIONAL BANK	7002	108	26-12-2023	GAYA	SIKANDRA	Jhajj	59	Y	Y	Y	Y	N
PUNJAB NATIONAL BANK	7002	107	19-12-2023	GAYA	JAMUJ	Islam Nagar	67	Y	Y	Y	Y	N
PUNJAB NATIONAL BANK	7002	106	12-12-2023	GAYA	BARHAT	NUMAR	68	Y	Y	Y	Y	N
PUNJAB NATIONAL BANK	7002	105	04-12-2023	GAYA	LAKSHMIPUR	NAJARI	59	Y	Y	Y	Y	N
PUNJAB NATIONAL BANK	7002	104	29-11-2023	GAYA	KHAIIRA	KHAIIRA	63	Y	Y	Y	Y	N
PUNJAB NATIONAL BANK	7002	103	21-11-2023	GAYA	SIKANDRA	PACHMAHUA	61	Y	Y	Y	Y	N
PUNJAB NATIONAL BANK	7002	102	15-11-2023	GAYA	SONO	GANDAR	49	Y	Y	Y	Y	N
PUNJAB NATIONAL BANK	7002	101	10-11-2023	GAYA	BARHAT	KATAUNA	52	Y	Y	Y	Y	N
PUNJAB NATIONAL BANK	7002	100	04-11-2023	GAYA	JAMUJ	MANIADDA	62	Y	Y	Y	Y	N
PUNJAB NATIONAL BANK	7002	99	25-10-2023	GAYA	BARHAT	TOLA PARSATARI	56	Y	Y	Y	Y	N
PUNJAB NATIONAL BANK	7002	98	21-10-2023	GAYA	ISLAMNAGAR ALIG	KHARDIH	52	Y	Y	Y	Y	N
PUNJAB NATIONAL BANK	7002	97	16-10-2023	GAYA	BARHAT	TOLA PARSATARI	52	Y	Y	Y	Y	N
PUNJAB NATIONAL BANK	7002	96	11-10-2023	GAYA	BARHAT	PANRO	67	Y	Y	Y	Y	N
PUNJAB NATIONAL BANK	7002	95	05-10-2023	GAYA	ISLAMNAGAR ALIG	MAJOS	48	Y	Y	Y	Y	N
PUNJAB NATIONAL BANK	7502	121	27-12-2023	LAKHISARAI	HALSI	KAINI	51	Y	Y	Y	Y	N
PUNJAB NATIONAL BANK	7502	120	19-12-2023	LAKHISARAI	CHAMAN*	MAHESLETA	57	Y	Y	Y	Y	N
PUNJAB NATIONAL BANK	7502	119	15-12-2023	LAKHISARAI	CHAMAN*	SINGH CHAK	67	Y	Y	Y	Y	N
PUNJAB NATIONAL BANK	7502	118	04-12-2023	LAKHISARAI	SURAUJARHA	SALEMPUR	68	Y	Y	Y	Y	N
PUNJAB NATIONAL BANK	7502	117	28-11-2023	LAKHISARAI	BARAHIYA	DUMRI	59	Y	Y	Y	Y	N
PUNJAB NATIONAL BANK	7502	116	17-11-2023	LAKHISARAI	SURAUJARHA	POKHRA WAN	63	Y	Y	Y	Y	N
PUNJAB NATIONAL BANK	7502	115	10-11-2023	LAKHISARAI	SURAUJARHA	KHANPUR	61	Y	Y	Y	Y	N
PUNJAB NATIONAL BANK	7502	114	14-11-2023	LAKHISARAI	CHAMAN*	KHUTLUPAR	68	Y	Y	Y	Y	N
PUNJAB NATIONAL BANK	7502	113	19-10-2023	LAKHISARAI	LAKHISARAI	Vidyapith	59	Y	Y	Y	Y	N
PUNJAB NATIONAL BANK	7502	112	12-10-2023	LAKHISARAI	LAKHISARAI	Prabhat Chowk	67	Y	Y	Y	Y	N
PUNJAB NATIONAL BANK	7502	111	04-10-2023	LAKHISARAI	RAMGARH CHOWK	DUDI	68	Y	Y	Y	Y	N
PUNJAB NATIONAL BANK	8102	73	30-12-2023	JEHANABAD	DAUDNAGAR	MAHAWAR	59	Y	Y	Y	Y	N
PUNJAB NATIONAL BANK	8102	72	26-12-2023	JEHANABAD	NABINAGAR	SASNA	65	Y	Y	Y	Y	N

ANNEX III - PART A

QUARTERLY REPORT ON CONDUCT OF SPECIAL CAMPS BY FLCs (GOING DIGITAL) - Annexure-2 Part(A)

AS ON 30.09.2023

Bank Name	FLC Code	Sr. No. of Camp	Date of special camp	District	Block	Village	No Of Participants	LDM	DDM	Stakeholders present (Indicate Y/N)			Others
										LDO	Local Govt	NGO	
PUNJAB NATIONAL BANK	8102	71	21-12-2023	JEHANABAD	NABINAGAR	HARIHAR URDANA	65	Y	Y	Y	Y	Y	N
PUNJAB NATIONAL BANK	8102	70	15-12-2023	JEHANABAD	DAUDNAGAR	TABARI	55	Y	Y	Y	Y	Y	N
PUNJAB NATIONAL BANK	8102	69	14-12-2023	JEHANABAD	OBRA	DEKULI	48	Y	Y	Y	Y	Y	N
PUNJAB NATIONAL BANK	8102	68	23-11-2023	JEHANABAD	HASHPURA	SIHARI KHURD	68	Y	Y	Y	Y	Y	N
PUNJAB NATIONAL BANK	8102	67	23-11-2023	JEHANABAD	MADANPUR	BERI	59	Y	Y	Y	Y	Y	N
PUNJAB NATIONAL BANK	8102	66	16-11-2023	JEHANABAD	OBRA	SONHAULI	58	Y	Y	Y	Y	Y	N
PUNJAB NATIONAL BANK	8102	65	19-11-2023	JEHANABAD	KUTUMBHA	MUJAHIDA	65	Y	Y	Y	Y	Y	N
PUNJAB NATIONAL BANK	8102	64	03-11-2023	JEHANABAD	DEO	BALUGANI BARAND	55	Y	Y	Y	Y	Y	N
PUNJAB NATIONAL BANK	8102	63	30-10-2023	JEHANABAD	OBRA	SADIPUR	48	Y	Y	Y	Y	Y	N
PUNJAB NATIONAL BANK	8102	62	26-10-2023	JEHANABAD	OBRA	OBRA (CT)	68	Y	Y	Y	Y	Y	N
PUNJAB NATIONAL BANK	8102	61	18-10-2023	JEHANABAD	NABINAGAR	CHANDAR GARH	59	Y	Y	Y	Y	Y	N
PUNJAB NATIONAL BANK	8102	60	12-10-2023	JEHANABAD	DAUDNAGAR	BHAKHARUA	63	Y	Y	Y	Y	Y	N
PUNJAB NATIONAL BANK	8102	59	03-10-2023	JEHANABAD	DAUDNAGAR	CHAJURAM	61	Y	Y	Y	Y	Y	N
PUNJAB NATIONAL BANK	10901	58	21-12-2023	ARWAL	SONBHADRA BANSI	ANJAN	49	Y	Y	Y	Y	Y	N
PUNJAB NATIONAL BANK	10901	57	15-12-2023	ARWAL	SONBHADRA BANSI	ANJAN	52	Y	Y	Y	Y	Y	N
PUNJAB NATIONAL BANK	10901	56	05-12-2023	ARWAL	SONBHADRA BANSI	KHARASIN	62	Y	Y	Y	Y	Y	N
PUNJAB NATIONAL BANK	10901	55	17-11-2023	ARWAL	KALER	USRI	56	Y	Y	Y	Y	Y	N
PUNJAB NATIONAL BANK	10901	54	10-11-2023	ARWAL	KALER	AGNUR	52	Y	Y	Y	Y	Y	N
PUNJAB NATIONAL BANK	10901	53	14-11-2023	ARWAL	KURTHA	XHEMKARAN SARAY	67	Y	Y	Y	Y	Y	N
PUNJAB NATIONAL BANK	10901	52	25-10-2023	ARWAL	KUPTHA	BARA	48	Y	Y	Y	Y	Y	N
PUNJAB NATIONAL BANK	10901	51	16-10-2023	ARWAL	KARPI	KEAL	59	Y	Y	Y	Y	Y	N
PUNJAB NATIONAL BANK	10901	50	04-10-2023	ARWAL	KARPI	ABGILA	65	Y	Y	Y	Y	Y	N
CANARA BANK	79	4	11-10-2023	Sheikhpura	Sheikhpura	R-Seti, Sheikh Teus	40	Y	N	N	N	N	Y
CANARA BANK	79	3	04-10-2023	Sheikhpura	Barbigha	Sheikhpura	310	Y	N	N	N	N	Y
CANARA BANK	79	2	04-10-2023	Sheikhpura	G kushumbha	Sheikhpura	42	Y	N	N	N	N	Y
CANARA BANK	79	1	15-12-2023	Sheikhpura	Barbigha	Gagaur, G Kusumb	500	Y	N	Y	Y	Y	Y
CANARA BANK	79	6	03-11-2023	Sheikhpura	Chewara	Karnar	45	N	N	N	N	N	Y
CANARA BANK	79	1	02-11-2023	Sheikhpura	Sheikhpura	Lahna	20	N	N	N	N	N	Y
CANARA BANK	79	8	21-12-2023	Sheikhpura	Sheikhpura	Sheikhpura	110	Y	N	Y	N	N	Y
CANARA BANK	79	8	21-12-2023	Sheikhpura	Sheikhpura	Katari	35	Y	Y	Y	N	N	N
UCO BANK	8001	28	18-11-2023	Bhagalpur	Sultanganj	Albarnagar	59	Y	Y	N	N	N	N
UCO BANK	8001	29	21-11-2023	Bhagalpur	Pirpanti	Pyalapur	40	Y	Y	N	N	N	N
UCO BANK	8001	30	22-11-2023	Bhagalpur	Pirpanti	Pirpanti Bazaa	44	Y	Y	N	N	N	N
UCO BANK	8001	31	23-11-2023	Bhagalpur	Kahalgao	NTPC Kahalgao	16	Y	Y	N	N	N	N
UCO BANK	8001	32	24-11-2023	Bhagalpur	Pirpanti	Shermari	52	Y	Y	N	N	N	N
UCO BANK	8001	33	27-11-2023	Bhagalpur	Pirpanti	Dhanaura	52	Y	Y	N	N	N	N
UCO BANK	8001	34	01-12-2023	Bhagalpur	Pirpanti	Budhuchak	40	Y	Y	N	N	N	N
UCO BANK	8001	35	02-12-2023	Bhagalpur	Sultanganj	Sultanganj	58	Y	Y	N	N	N	N
UCO BANK	8001	36	04-12-2023	Bhagalpur	Kahalgao	Kishundapur	42	Y	Y	N	N	N	N
UCO BANK	8001	37	06-12-2023	Bhagalpur	Pirpanti	Pyalapur	43	Y	Y	N	N	N	N
UCO BANK	8001	38	07-12-2023	Bhagalpur	Kahalgao	Ekchari	45	Y	Y	N	N	N	N
UCO BANK	8001	39	11-12-2023	Bhagalpur	Sabour	Bahapur	46	Y	Y	N	N	N	N
UCO BANK	8001	40	12-12-2023	Bhagalpur	Kahalgao	NTPC Kahalgao	44	Y	Y	N	N	N	N
UCO BANK	8001	41	13-12-2023	Bhagalpur	Sanhaua	Sanokhari	59	Y	Y	N	N	N	N
UCO BANK	8001	42	15-12-2023	Bhagalpur	Pirpanti	Fauzdari	67	Y	Y	N	N	N	N
UCO BANK	8001	43	16-12-2023	Bhagalpur	Sabour	Fatehpur	60	Y	Y	N	N	N	N
UCO BANK	8001	44	19-12-2023	Bhagalpur	Pirpanti	Barahat	58	Y	Y	N	N	N	N
UCO BANK	8001	45	20-12-2023	Bhagalpur	Jagdishpur	Chamechhak	45	Y	Y	N	N	N	N
UCO BANK	8001	46	21-12-2023	Bhagalpur	Pirpanti	Shermari	24	Y	Y	N	N	N	N
UCO BANK	8001	47	27-12-2023	Bhagalpur	Pirpanti	Pirpanti Bazaa	57	Y	Y	N	N	N	N

ANNEX III - PART A

QUARTERLY REPORT ON CONDUCT OF SPECIAL CAMPS BY FLCs (GOING DIGITAL) : Annexure-2 Part(A)														
AS ON 31.12.2023														
Bank Name	FLC Code	Sr. No. of Camp	Date of special camp	District	Block	Village	No Of Participants	LDM	DDM	LDO	Local Govt	NGO	BC	Others
UCO BANK	8001	48	28-12-2023	Bhagalpur	Pirpanti	Dhanaura	59	Y	Y	N	N	N	Y	N
UCO BANK	8001	17	01-11-2023	Bhagalpur	Pirpanti	Budhuchak	44	Y	Y	N	N	N	Y	N
UCO BANK	8001	16	30-10-2023	Bhagalpur	Sanhaua	Tarnr	55	Y	Y	N	N	N	Y	N
UCO BANK	8001	15	27-10-2023	Bhagalpur	Pirpanti	Pirpanti	58	Y	Y	N	N	Y	Y	N
UCO BANK	8001	14	26-10-2023	Bhagalpur	Pirpanti	Dhanaura	44	Y	Y	N	N	Y	Y	N
UCO BANK	8001	13	25-10-2023	Bhagalpur	Sultanganj	Sultanganj	61	Y	Y	N	N	Y	Y	N
UCO BANK	8001	12	20-10-2023	Bhagalpur	Pirpanti	Fauzdar	67	Y	Y	N	N	N	Y	N
UCO BANK	8001	11	19-10-2023	Bhagalpur	Pirpanti	Ishipur	55	Y	Y	N	N	N	Y	N
UCO BANK	8001	10	17-10-2023	Bhagalpur	Kahalgao	Ekchari	46	Y	Y	N	N	N	Y	N
UCO BANK	8001	9	16-10-2023	Bhagalpur	Kahalgao	Kishundaspur	44	Y	Y	N	N	N	Y	N
UCO BANK	8001	8	13-10-2023	Bhagalpur	Sabour	Fatehpur	44	Y	Y	N	N	N	Y	N
UCO BANK	8001	7	12-10-2023	Bhagalpur	Pirpanti	Ghogha	71	Y	Y	N	N	N	Y	N
UCO BANK	8001	6	11-10-2023	Bhagalpur	Pirpanti	Budhuchak	44	Y	Y	N	N	N	Y	N
UCO BANK	8001	5	10-10-2023	Bhagalpur	Kahalgao	Nandalajpur	51	Y	Y	N	N	N	Y	N
UCO BANK	8001	4	09-10-2023	Bhagalpur	Sanhaua	Sanokharhat	60	Y	Y	N	N	N	Y	N
UCO BANK	8001	3	06-10-2023	Bhagalpur	Kahalgao	NTPC Kahalgao	42	Y	Y	N	N	N	Y	N
UCO BANK	8001	2	04-10-2023	Bhagalpur	Pirpanti	Pyalapur	30	Y	Y	N	N	N	Y	N
UCO BANK	8001	1	01-01-0001	Bhagalpur	Jagdishpur	Bajlani	74	Y	Y	N	N	N	Y	N
UCO BANK	8001	27	17-11-2023	Bhagalpur	Sabour	Panchrukhi	58	Y	Y	N	N	N	Y	N
UCO BANK	8001	26	16-11-2023	Bhagalpur	Sabour	Fatehpur	42	Y	Y	N	N	N	Y	N
UCO BANK	8001	25	15-11-2023	Bhagalpur	Kahalgao	Ekchari	44	Y	Y	N	N	N	Y	N
UCO BANK	8001	24	14-11-2023	Bhagalpur	Kahalgao	Nandalajpur	50	Y	Y	N	N	N	Y	N
UCO BANK	8001	23	09-11-2023	Bhagalpur	Pirpanti	Ishipur	59	Y	Y	N	N	N	Y	N
UCO BANK	8001	22	07-11-2023	Bhagalpur	Narayanpur	Narayanpur	59	Y	Y	N	N	N	Y	N
UCO BANK	8001	21	06-11-2023	Bhagalpur	Sanhaua	Sanokharhat	60	Y	Y	N	N	N	Y	N
UCO BANK	8001	20	04-11-2023	Bhagalpur	Pangra	Chaparhat	58	Y	Y	N	N	N	Y	N
UCO BANK	8001	19	03-11-2023	Bhagalpur	Rangra	Rangra	57	Y	Y	N	N	N	Y	N
UCO BANK	8001	18	02-11-2023	Bhagalpur	Kahalgao	Kishundaspur	42	Y	Y	N	N	N	Y	N
BANK OF BARODA	5001	9	26-12-2023	SITAMARHI	DUMRA	RAMPUR PAROARI	38	N	Y	N	N	N	Y	RSETI
BANK OF BARODA	5001	8	20-12-2023	SITAMARHI	DUMRA	PAROHA	30	N	Y	N	N	N	Y	RSETI
BANK OF BARODA	5001	7	04-12-2023	SITAMARHI	PARSAUNI	LAHURIYA	32	N	Y	N	N	N	Y	RSETI
BANK OF BARODA	5001	6	21-11-2023	SITAMARHI	PARSAUNI	PARSHURAMPUR	25	N	Y	N	Y	Y	Y	RSETI
BANK OF BARODA	5001	5	08-11-2023	SITAMARHI	DUMRA	PARSAUNI	27	N	Y	N	Y	N	Y	RSETI
BANK OF BARODA	5001	4	03-11-2023	SITAMARHI	RIGA	RAMPUR GANGOLI	29	N	Y	N	Y	N	Y	RSETI
BANK OF BARODA	5001	3	27-10-2023	SITAMARHI	SURSAUND	MALAH	25	N	Y	N	N	N	Y	RSETI
BANK OF BARODA	5001	2	18-10-2023	SITAMARHI	PARIHAR	BELA	33	N	Y	N	Y	N	Y	RSETI
BANK OF BARODA	5001	1	05-10-2023	SITAMARHI	SONBARSA	PARSA	39	N	Y	N	Y	N	Y	RSETI
UNION BANK OF INDIA	5501	10	08-10-2023	SHEOHAR	PIPRAHI	DHANKAUL	14	N	N	N	N	N	N	RSETI
UNION BANK OF INDIA	5501	63	30-12-2023	samastipur	pusa	co-op training	20	Y	N	N	N	N	Y	Y
UNION BANK OF INDIA	5501	62	29-12-2023	samastipur	Sarairanjan	Latbasepura	10	Y	N	N	N	N	Y	Y
UNION BANK OF INDIA	5501	61	27-12-2023	samastipur	Sarairanjan	Latbasepura	200	Y	N	N	N	N	Y	Y
UNION BANK OF INDIA	5501	60	22-12-2023	samastipur	Sarairanjan	Block Office	55	Y	N	N	N	N	Y	Y
UNION BANK OF INDIA	5501	59	19-12-2023	samastipur	Warisnagar	Lakhanpatti	255	Y	N	N	N	N	Y	Y
UNION BANK OF INDIA	5501	58	18-12-2023	samastipur	Warisnagar	Hansa	300	Y	Y	N	N	N	Y	Y
UNION BANK OF INDIA	5501	57	15-12-2023	samastipur	morwa	Lachka Chauwk	150	Y	N	N	N	N	Y	Y
UNION BANK OF INDIA	5501	56	15-12-2023	samastipur	morwa	Morwahat	100	Y	N	N	N	N	Y	Y
UNION BANK OF INDIA	5501	55	14-12-2023	samastipur	Warisnagar	Kesopatti	35	N	N	N	N	N	Y	Y
UNION BANK OF INDIA	5501	54	13-12-2023	samastipur	Warisnagar	Khanpur	200	Y	N	N	N	N	Y	Y
UNION BANK OF INDIA	5501	53	13-12-2023	samastipur	Warisnagar	Raghnathpur	38	Y	N	N	N	N	Y	Y
UNION BANK OF INDIA	5501	52	12-12-2023	samastipur	Samastipur	Kesopatti	38	N	N	N	N	N	Y	Y

ANNEX III - PART A

QUARTERLY REPORT ON CONDUCT OF SPECIAL CAMPS BY FLCs (GOING DIGITAL) - Annexure-2 Part(A)

AS ON 31.12.2023

Bank Name	FLC Code	Sr. No. of Camp	Date of special camp	District	Block	Village	No Of Participants	LDM	DDM	Stakeholders present (Indicate Y/N)			Others
										LDO	Local Govt	NGO	
UNION BANK OF INDIA	5501	51	12-12-2023	samastipur	morwa	Morwamandir	25	N	N	N	N	Y	Y
UNION BANK OF INDIA	5501	50	11-12-2023	samastipur	morwa	Morwahaat	42	N	N	N	N	Y	Y
UNION BANK OF INDIA	5501	49	05-12-2023	samastipur	Samastipur	Bazaar Samiti	500	Y	Y	Y	Y	Y	Y
UNION BANK OF INDIA	5501	48	01-12-2023	samastipur	pusa	co-op training	18	Y	N	N	N	Y	Y
UNION BANK OF INDIA	5501	47	28-11-2023	samastipur	Samastipur	Sambhupatti	48	Y	N	N	N	Y	Y
UNION BANK OF INDIA	5501	46	28-11-2023	samastipur	Samastipur	Sambhupatti	51	Y	N	N	N	Y	Y
UNION BANK OF INDIA	5501	45	27-11-2023	samastipur	R-seti samastip	samastipur	30	N	N	N	N	Y	Y
UNION BANK OF INDIA	5501	44	24-11-2023	samastipur	Sarairanjan	Gangapur	31	N	N	N	Y	Y	Y
UNION BANK OF INDIA	5501	43	24-11-2023	samastipur	Sarairanjan	Gangapur	14	N	N	N	N	Y	Y
UNION BANK OF INDIA	5501	42	23-11-2023	samastipur	Samastipur	Bhamrupur	20	N	N	N	Y	Y	Y
UNION BANK OF INDIA	5501	41	23-11-2023	samastipur	Samastipur	Bhamrupur	44	N	N	N	Y	Y	Y
UNION BANK OF INDIA	5501	40	10-11-2023	samastipur	pusa	co-op training	21	N	N	N	N	Y	Y
UNION BANK OF INDIA	5501	39	09-11-2023	samastipur	R-seti samastip	samastipur	29	Y	Y	N	N	Y	Y
UNION BANK OF INDIA	5501	38	08-11-2023	samastipur	Samastipur	Kenter Collage	100	Y	Y	N	N	Y	Y
UNION BANK OF INDIA	5501	37	07-11-2023	samastipur	pusa	co-op training	13	Y	N	N	N	Y	Y
UNION BANK OF INDIA	5501	36	30-10-2023	samastipur	R-seti samastip	samastipur	26	Y	Y	N	N	Y	Y
UNION BANK OF INDIA	5501	35	28-10-2023	samastipur	Sarairanjan	samastipur	42	Y	N	N	N	Y	Y
UNION BANK OF INDIA	5501	34	28-10-2023	samastipur	Sarairanjan	Bathuaa Buzurg	34	Y	N	N	N	Y	Y
UNION BANK OF INDIA	5501	33	27-10-2023	samastipur	Sarairanjan	Bathuaa Buzurg	31	Y	N	N	N	Y	Y
UNION BANK OF INDIA	5501	32	27-10-2023	samastipur	Sarairanjan	Sarairanjan	28	Y	N	N	N	Y	Y
UNION BANK OF INDIA	5501	31	27-10-2023	samastipur	Sarairanjan	Sarairanjan	39	Y	N	N	N	Y	Y
UNION BANK OF INDIA	5501	30	17-10-2023	samastipur	R-seti samastip	Sarairanjan	22	Y	N	N	N	Y	Y
UNION BANK OF INDIA	5501	29	16-10-2023	samastipur	R-seti samastip	samastipur	30	Y	N	N	N	Y	Y
UNION BANK OF INDIA	5501	28	16-10-2023	samastipur	pusa	Holy Mission St	28	Y	N	N	N	Y	Y
UNION BANK OF INDIA	5501	27	12-10-2023	samastipur	pusa	co-op training	24	Y	N	N	N	Y	Y
UNION BANK OF INDIA	5501	26	12-10-2023	samastipur	pusa	pusa university	20	N	N	N	N	Y	Y
UNION BANK OF INDIA	5501	25	11-10-2023	samastipur	R-seti samastip	samastipur	29	N	N	N	N	Y	Y
UNION BANK OF INDIA	8501	24	22-12-2023	KHAGARIA	ALAUJI	BHAKARIGHAT	14	N	N	N	N	Y	Y
UNION BANK OF INDIA	8501	23	21-12-2023	KHAGARIA	MANSI	THATA	13	N	N	N	N	Y	Y
UNION BANK OF INDIA	8501	22	13-12-2023	KHAGARIA	PARBATA	MAHADIPUR	12	N	N	N	N	Y	Y
UNION BANK OF INDIA	8501	21	13-12-2023	KHAGARIA	PARBATA	PARBATA	17	N	N	N	N	Y	Y
UNION BANK OF INDIA	8501	20	12-12-2023	KHAGARIA	MANSI	SAIDPUR	12	Y	N	N	N	Y	Y
UNION BANK OF INDIA	8501	19	12-12-2023	KHAGARIA	MANSI	AMINI	17	Y	N	N	N	Y	Y
UNION BANK OF INDIA	8501	18	11-12-2023	KHAGARIA	KHAGARIA	GAURASHAKTI	18	Y	N	N	N	Y	Y
UNION BANK OF INDIA	8501	17	10-12-2023	KHAGARIA	ALAUJI	HARIPUR	16	Y	N	N	N	Y	Y
UNION BANK OF INDIA	8501	16	24-11-2023	KHAGARIA	KHAGARIA	SANSARPUR	12	Y	N	N	N	Y	Y
UNION BANK OF INDIA	8501	15	24-11-2023	KHAGARIA	KHAGARIA	RANKO	13	Y	N	N	N	Y	Y
UNION BANK OF INDIA	8501	14	22-11-2023	KHAGARIA	MANSI	DHARMACHAK	11	N	N	N	N	Y	Y
UNION BANK OF INDIA	8501	13	14-11-2023	KHAGARIA	MANSI	RAJAJAN	12	N	N	N	N	Y	Y
UNION BANK OF INDIA	8501	12	14-11-2023	KHAGARIA	MANSI	CHAK HUSSAINI	11	N	N	N	N	Y	Y
UNION BANK OF INDIA	8501	11	10-11-2023	KHAGARIA	PARBATA	TEMTHA	23	N	N	N	N	Y	Y
UNION BANK OF INDIA	8501	10	07-11-2023	KHAGARIA	MANSI	HAYATPUR	15	N	N	N	N	Y	Y
UNION BANK OF INDIA	8501	9	30-10-2023	KHAGARIA	MANSI	KHUTTA	18	N	N	N	N	Y	Y
UNION BANK OF INDIA	8501	8	30-10-2023	KHAGARIA	GOGRI	KHIRNIA	14	Y	N	N	N	Y	Y
UNION BANK OF INDIA	8501	7	27-10-2023	KHAGARIA	CHAUTHAM	THUTTI MOHANPUR	25	Y	N	N	N	Y	Y
UNION BANK OF INDIA	8501	6	26-10-2023	KHAGARIA	GOGRI	BASUDEOPUR	20	Y	N	N	N	Y	Y
UNION BANK OF INDIA	8501	5	25-10-2023	KHAGARIA	GOGRI	BADLI	25	Y	N	N	N	Y	Y
UNION BANK OF INDIA	8501	4	21-10-2023	KHAGARIA	PARBATA	LAGAR	22	Y	N	N	N	Y	Y
UNION BANK OF INDIA	8501	3	13-10-2023	KHAGARIA	CHAUTHAM	KANUHARI	30	Y	Y	N	N	Y	Y
UNION BANK OF INDIA	8501	2	11-10-2023	KHAGARIA	GOGRI	MALIA	20	Y	N	N	N	Y	Y

ANNEX III - PART A

QUARTERLY REPORT ON CONDUCT OF SPECIAL CAMPS BY FLCs (GOING DIGITAL) : Annexure-2 Part(A)

Bank Name	FLC Code	Sr. No. of Camp	Date of special camp	District	Block	Village	No Of Participants	Stakeholders present (indicate Y/N)				Others	
								LDM	DDM	LDO	Local Govt		NGO
UNION BANK OF INDIA	8501	1	05-10-2023	KHAGARIA	MANSI	ARAIYAH	27	Y	N	N	N	Y	Y
DAKSHIN BIHAR GRAMIN BANK	3005	18	30-12-2023	SAMASTIPUR	SARAIKARANJAN	NAWACHAK	155	N	N	N	Y	N	Y
DAKSHIN BIHAR GRAMIN BANK	3005	17	29-12-2023	SAMASTIPUR	SARAIKARANJAN	JITWARPUR KANIH	102	N	N	N	Y	N	Y
DAKSHIN BIHAR GRAMIN BANK	3005	16	28-12-2023	SAMASTIPUR	SARAIKARANJAN	BHAGWATPUR	136	N	N	N	Y	N	Y
DAKSHIN BIHAR GRAMIN BANK	3005	15	26-12-2023	SAMASTIPUR	SAMASTIPUR	RUDAULI	255	Y	Y	N	Y	Y	Y
DAKSHIN BIHAR GRAMIN BANK	3005	14	18-12-2023	SAMASTIPUR	WARISNANGAR	NAGARBASTI	187	Y	Y	N	Y	Y	Y
DAKSHIN BIHAR GRAMIN BANK	3005	13	16-12-2023	SAMASTIPUR	ROSERA	RASHULPUR DHARA	88	N	Y	N	N	N	Y
DAKSHIN BIHAR GRAMIN BANK	3005	12	16-12-2023	SAMASTIPUR	UIYARPUR	SURAJPUR	79	N	Y	N	N	N	Y
DAKSHIN BIHAR GRAMIN BANK	3005	11	02-12-2023	SAMASTIPUR	WARISNANGAR	GOHI	148	N	N	N	Y	N	Y
DAKSHIN BIHAR GRAMIN BANK	3005	10	29-11-2023	SAMASTIPUR	KALYANPUR	RAMPUR	56	N	N	N	Y	N	Y
DAKSHIN BIHAR GRAMIN BANK	3005	9	28-11-2023	SAMASTIPUR	SAMASTIPUR	BAJOPUR	142	N	N	N	Y	N	Y
DAKSHIN BIHAR GRAMIN BANK	3005	8	15-11-2023	SAMASTIPUR	SAMASTIPUR	KORBADHHA	78	N	N	N	Y	N	Y
DAKSHIN BIHAR GRAMIN BANK	3005	7	04-11-2023	SAMASTIPUR	MCHUDDINNAGAR	PIRGANJ	98	N	N	N	N	N	Y
DAKSHIN BIHAR GRAMIN BANK	3005	6	03-11-2023	SAMASTIPUR	PATORI	JORPURA	48	N	N	N	Y	N	Y
DAKSHIN BIHAR GRAMIN BANK	3005	5	01-11-2023	SAMASTIPUR	TAJUPUR	RASHULPUR	56	N	N	N	N	N	Y
DAKSHIN BIHAR GRAMIN BANK	3005	4	17-10-2023	SAMASTIPUR	TAJUPUR	FATEHPUR	178	N	N	N	N	N	Y
DAKSHIN BIHAR GRAMIN BANK	3005	3	12-10-2023	SAMASTIPUR	SAMASTIPUR	DHURIAH	152	N	N	N	Y	N	Y
DAKSHIN BIHAR GRAMIN BANK	3005	2	05-10-2023	SAMASTIPUR	SAMASTIPUR	HARPUR ALLOTH	102	N	N	N	N	N	Y
DAKSHIN BIHAR GRAMIN BANK	3005	1	04-10-2023	SAMASTIPUR	ROSERA	DESHRA	97	N	N	N	Y	N	Y
DAKSHIN BIHAR GRAMIN BANK	3701	6	05-12-2023	KAIMUR	DURGAWATI	DANEKSHA	42	N	N	N	N	N	Y
DAKSHIN BIHAR GRAMIN BANK	3701	5	02-12-2023	KAIMUR	CHAMPUR	AWNKHARA	28	N	N	N	N	N	N
DAKSHIN BIHAR GRAMIN BANK	3701	4	08-11-2023	KAIMUR	BHAGWANPUR	RAMGARH	32	N	N	N	N	N	N
DAKSHIN BIHAR GRAMIN BANK	3701	3	03-11-2023	KAIMUR	RAMPUR	BHITARI BANDH	33	N	N	N	N	N	N
DAKSHIN BIHAR GRAMIN BANK	3701	2	07-10-2023	KAIMUR	RAMGARH	DAHRAK	28	N	N	N	N	N	N
DAKSHIN BIHAR GRAMIN BANK	4501	1	05-10-2023	Buxar	KUDRA	KEWARI	40	N	N	N	N	N	N
DAKSHIN BIHAR GRAMIN BANK	4501	6	28-12-2023	Buxar	DUMRAON	Chatiya Pokhara	80	N	Y	N	N	N	N
DAKSHIN BIHAR GRAMIN BANK	4501	5	27-12-2023	Buxar	NAWANAGAR	Bhatauli	90	N	Y	N	N	N	N
DAKSHIN BIHAR GRAMIN BANK	4501	4	23-11-2023	Buxar	ITARHI	Itarhi	65	Y	Y	N	N	N	Y
DAKSHIN BIHAR GRAMIN BANK	4501	3	15-11-2023	Buxar	BRAHMPUR	Chotki Bishupu	55	N	Y	N	N	N	N
DAKSHIN BIHAR GRAMIN BANK	4501	2	13-10-2023	Buxar	BRAHMPUR	Creokuli	43	N	Y	N	N	N	N
DAKSHIN BIHAR GRAMIN BANK	4501	1	06-10-2023	Buxar	RAJPUR	Jamauli	30	N	N	N	N	N	N
DAKSHIN BIHAR GRAMIN BANK	4601	22	29-12-2023	BANKA	SHAMBHUGANJ	MALDIH	388	N	N	N	N	N	N
DAKSHIN BIHAR GRAMIN BANK	4601	21	29-12-2023	BANKA	SHAMBHUGANJ	PAKARIYA	193	N	N	N	N	N	Y
DAKSHIN BIHAR GRAMIN BANK	4601	20	28-12-2023	BANKA	SHAMBHUGANJ	CHUTIYA PAHARH	264	N	N	N	N	N	Y
DAKSHIN BIHAR GRAMIN BANK	4601	19	27-12-2023	BANKA	SHAMBHUGANJ	MIRIAPUR	180	N	N	N	N	N	Y
DAKSHIN BIHAR GRAMIN BANK	4601	18	26-12-2023	BANKA	AMARPUR	GORGAMA	270	N	Y	N	N	N	Y
DAKSHIN BIHAR GRAMIN BANK	4601	17	18-12-2023	BANKA	BANKA	SAMUKHIYA	332	N	N	N	N	N	Y
DAKSHIN BIHAR GRAMIN BANK	4601	16	14-12-2023	BANKA	BARAHAT	BHURNA	140	N	N	N	N	N	Y
DAKSHIN BIHAR GRAMIN BANK	4601	15	12-12-2023	BANKA	BARAHAT	PATHRA	204	N	N	N	N	N	Y
DAKSHIN BIHAR GRAMIN BANK	4601	14	12-12-2023	BANKA	BARAHAT	BHAWANGAMA	135	N	Y	N	N	N	Y
DAKSHIN BIHAR GRAMIN BANK	4601	13	09-11-2023	BANKA	FULLIDUMAR	KHESAR	78	N	N	N	N	N	Y
DAKSHIN BIHAR GRAMIN BANK	4601	12	07-11-2023	BANKA	BELHAR	SAHEGANJ	230	N	N	N	N	N	Y
DAKSHIN BIHAR GRAMIN BANK	4601	11	07-11-2023	BANKA	BELHAR	SARSADA	142	N	N	N	N	N	Y
DAKSHIN BIHAR GRAMIN BANK	4601	10	06-11-2023	BANKA	AMARPUR	ENGLISHMORE	84	N	N	N	N	N	Y
DAKSHIN BIHAR GRAMIN BANK	4601	9	06-11-2023	BANKA	BANKA	SHANKARPUR	97	N	N	N	N	N	Y
DAKSHIN BIHAR GRAMIN BANK	4601	8	04-11-2023	BANKA	RAJOUN	RAJAWAR	123	N	N	N	N	N	Y
DAKSHIN BIHAR GRAMIN BANK	4601	7	04-11-2023	BANKA	BARAHAT	LILABARAN	82	N	N	N	N	N	Y
DAKSHIN BIHAR GRAMIN BANK	4601	6	03-11-2023	BANKA	CHANDAN	CHANDANHATT	254	N	N	N	Y	N	Y
DAKSHIN BIHAR GRAMIN BANK	4601	5	03-11-2023	BANKA	KATORIYA	HARHAR	120	N	N	N	N	N	Y
DAKSHIN BIHAR GRAMIN BANK	4601	4	02-11-2023	BANKA	BANKA	BANKA	97	N	Y	N	N	N	Y

ANNEX III - PART A QUARTERLY REPORT ON CONDUCT OF SPECIAL CAMPS BY FLCs (GOING DIGITAL) - Annexure-2 Part(A) AS ON 31.12.2023

Bank Name	FLC Code	Sr. No. of Camp	Date of special camp	District	Block	Village	No Of Participants	Stakeholders present (Indicate Y/N)							Others
								LDM	DDM	LDO	Local Govt	NGO	BC	Y/N	
DAKSHIN BIHAR GRAMIN BANK	4601	3	27-10-2023	BANKA	SHAMBHUGANJ	VISHANPUR	436	Y	N	N	N	N	N	N	Y
DAKSHIN BIHAR GRAMIN BANK	4601	2	13-10-2023	BANKA	BARAHAT	KOTI HAT	76	N	N	N	N	N	N	N	Y
DAKSHIN BIHAR GRAMIN BANK	4601	1	12-10-2023	BANKA	BANKA	DESKHA	308	N	N	N	N	N	N	N	Y
DAKSHIN BIHAR GRAMIN BANK	4701	6	21-12-2023	JAMUI	KHAIRA	BANPUR	85	N	N	N	N	N	N	N	Y
DAKSHIN BIHAR GRAMIN BANK	4701	5	13-12-2023	JAMUI	SONO	BATIA	37	N	N	N	N	N	N	N	Y
DAKSHIN BIHAR GRAMIN BANK	4701	4	17-10-2023	JAMUI	ALIGANG	ABHA	44	N	N	N	N	N	N	N	Y
DAKSHIN BIHAR GRAMIN BANK	4701	3	23-11-2023	JAMUI	LAKSHMIPUR	HARLA	63	N	N	N	N	N	N	N	Y
DAKSHIN BIHAR GRAMIN BANK	4701	2	15-11-2023	JAMUI	SIKANDRA	BHULLO	53	N	N	N	N	N	N	N	Y
DAKSHIN BIHAR GRAMIN BANK	4701	1	10-10-2023	JAMUI	BARHAT	LILMI	68	N	N	N	N	N	N	N	Y
DAKSHIN BIHAR GRAMIN BANK	5101	76	31-12-2023	NALANDA	HILSA	MIRZAPUR	74	Y	Y	Y	Y	Y	Y	Y	Y
DAKSHIN BIHAR GRAMIN BANK	5101	75	31-12-2023	NALANDA	HILSA	YOGIPUR	78	Y	Y	Y	Y	Y	Y	Y	Y
DAKSHIN BIHAR GRAMIN BANK	5101	74	30-12-2023	NALANDA	EKANAGARSARAI	KOSIYAWAN	44	Y	Y	Y	Y	Y	Y	Y	Y
DAKSHIN BIHAR GRAMIN BANK	5101	73	30-12-2023	NALANDA	EKANAGARSARAI	TELHARA	41	Y	Y	Y	Y	Y	Y	Y	Y
DAKSHIN BIHAR GRAMIN BANK	5101	72	29-12-2023	NALANDA	NOORSARAI	KAVARIYA	135	Y	Y	Y	Y	Y	Y	Y	Y
DAKSHIN BIHAR GRAMIN BANK	5101	71	29-12-2023	NALANDA	NOORSARAI	SONCHARI	149	Y	Y	Y	Y	Y	Y	Y	Y
DAKSHIN BIHAR GRAMIN BANK	5101	70	28-12-2023	NALANDA	PARWALPUR	SOCHARI	42	Y	Y	Y	Y	Y	Y	Y	Y
DAKSHIN BIHAR GRAMIN BANK	5101	69	28-12-2023	NALANDA	NOORSARAI	AJAYPUR	67	Y	Y	Y	Y	Y	Y	Y	Y
DAKSHIN BIHAR GRAMIN BANK	5101	68	27-12-2023	NALANDA	NOORSARAI	BARARHURD	58	Y	Y	Y	Y	Y	Y	Y	Y
DAKSHIN BIHAR GRAMIN BANK	5101	67	27-12-2023	NALANDA	NOORSARAI	NOORSARAI	114	Y	Y	Y	Y	Y	Y	Y	Y
DAKSHIN BIHAR GRAMIN BANK	5101	66	23-12-2023	NALANDA	CHANDI	MHAHAKAR	58	Y	Y	Y	Y	Y	Y	Y	Y
DAKSHIN BIHAR GRAMIN BANK	5101	65	23-12-2023	NALANDA	CHANDI	TULSIGARH	40	Y	Y	Y	Y	Y	Y	Y	Y
DAKSHIN BIHAR GRAMIN BANK	5101	64	22-12-2023	NALANDA	RAHUI	PESHAUR	78	N	N	N	N	N	N	N	Y
DAKSHIN BIHAR GRAMIN BANK	5101	63	22-12-2023	NALANDA	RAHUI	ITASAN	74	Y	Y	Y	Y	Y	Y	Y	Y
DAKSHIN BIHAR GRAMIN BANK	5101	62	22-12-2023	NALANDA	BIHARSHARIF	SARKAUL	78	Y	Y	Y	Y	Y	Y	Y	Y
DAKSHIN BIHAR GRAMIN BANK	5101	61	21-12-2023	NALANDA	CHANDI	NARSANDA	44	Y	Y	Y	Y	Y	Y	Y	Y
DAKSHIN BIHAR GRAMIN BANK	5101	60	21-12-2023	NALANDA	CHANDI	BELCHHI	47	Y	Y	Y	Y	Y	Y	Y	Y
DAKSHIN BIHAR GRAMIN BANK	5101	59	18-12-2023	NALANDA	BIHARSHARIF	MEGHI NAGMA	41	Y	Y	Y	Y	Y	Y	Y	Y
DAKSHIN BIHAR GRAMIN BANK	5101	58	18-12-2023	NALANDA	BIHARSHARIF	PACHAURI	36	Y	Y	Y	Y	Y	Y	Y	Y
DAKSHIN BIHAR GRAMIN BANK	5101	57	18-12-2023	NALANDA	BIHARSHARIF	BIHAWANI	57	Y	Y	Y	Y	Y	Y	Y	Y
DAKSHIN BIHAR GRAMIN BANK	5101	56	16-12-2023	NALANDA	THARTHARI	THARTHARI	78	Y	Y	Y	Y	Y	Y	Y	Y
DAKSHIN BIHAR GRAMIN BANK	5101	55	16-12-2023	NALANDA	BEN	AAANT	74	Y	Y	Y	Y	Y	Y	Y	Y
DAKSHIN BIHAR GRAMIN BANK	5101	54	15-12-2023	NALANDA	BEN	NOHASA	76	Y	Y	Y	Y	Y	Y	Y	Y
DAKSHIN BIHAR GRAMIN BANK	5101	53	15-12-2023	NALANDA	BEN	ARAWAN	44	Y	Y	Y	Y	Y	Y	Y	Y
DAKSHIN BIHAR GRAMIN BANK	5101	52	15-12-2023	NALANDA	BEN	BEN	47	Y	Y	Y	Y	Y	Y	Y	Y
DAKSHIN BIHAR GRAMIN BANK	5101	51	14-12-2023	NALANDA	HARNAUT	KOLAWAN	260	Y	Y	Y	Y	Y	Y	Y	Y
DAKSHIN BIHAR GRAMIN BANK	5101	50	14-12-2023	NALANDA	HARNAUT	SARHA	175	Y	Y	Y	Y	Y	Y	Y	Y
DAKSHIN BIHAR GRAMIN BANK	5101	49	13-12-2023	NALANDA	HARNAUT	SOIADH	74	Y	Y	Y	Y	Y	Y	Y	Y
DAKSHIN BIHAR GRAMIN BANK	5101	48	13-12-2023	NALANDA	HARNAUT	TELWAR	78	Y	Y	Y	Y	Y	Y	Y	Y
DAKSHIN BIHAR GRAMIN BANK	5101	47	08-12-2023	NALANDA	ASTHAWAN	MAHAMMADPUR AST	44	Y	Y	Y	Y	Y	Y	Y	Y
DAKSHIN BIHAR GRAMIN BANK	5101	46	08-12-2023	NALANDA	GIRIYAK	RAITER	74	Y	Y	Y	Y	Y	Y	Y	Y
DAKSHIN BIHAR GRAMIN BANK	5101	45	07-12-2023	NALANDA	GIRIYAK	PATREPUR	78	Y	Y	Y	Y	Y	Y	Y	Y
DAKSHIN BIHAR GRAMIN BANK	5101	44	07-12-2023	NALANDA	GIRIYAK	GAUSHGANJ	44	Y	Y	Y	Y	Y	Y	Y	Y
DAKSHIN BIHAR GRAMIN BANK	5101	43	06-12-2023	NALANDA	GIRIYAK	PAWAPURI MOR	58	N	N	N	N	N	N	N	Y
DAKSHIN BIHAR GRAMIN BANK	5101	42	06-12-2023	NALANDA	BIHARSHARIF	BAKRA CHORSUA	40	N	N	N	N	N	N	N	Y
DAKSHIN BIHAR GRAMIN BANK	5101	41	06-12-2023	NALANDA	BIHARSHARIF	BERAUNTI	73	N	N	N	N	N	N	N	Y
DAKSHIN BIHAR GRAMIN BANK	5101	40	05-12-2023	NALANDA	RAJGIR	BARA	74	N	N	N	N	N	N	N	Y
DAKSHIN BIHAR GRAMIN BANK	5101	39	05-12-2023	NALANDA	RAJGIR	AMIRGANJ	78	N	N	N	N	N	N	N	Y
DAKSHIN BIHAR GRAMIN BANK	5101	38	05-12-2023	NALANDA	RAJGIR	CHHABILAPUR	44	N	N	N	N	N	N	N	Y
DAKSHIN BIHAR GRAMIN BANK	5101	37	04-12-2023	NALANDA	SILAO	SILAO	47	N	N	N	N	N	N	N	Y
DAKSHIN BIHAR GRAMIN BANK	5101	36	04-12-2023	NALANDA	SILAO	KARAI	58	N	N	N	N	N	N	N	Y
DAKSHIN BIHAR GRAMIN BANK	5101	35	04-12-2023	NALANDA	SILAO	NALANDA	40	N	N	N	N	N	N	N	Y
DAKSHIN BIHAR GRAMIN BANK	5101	34	02-12-2023	NALANDA	RAJGIR	PANDITPUR	79	N	N	N	N	N	N	N	Y
DAKSHIN BIHAR GRAMIN BANK	5101	33	02-12-2023	NALANDA	RAJGIR	RAJGIR	74	N	N	N	N	N	N	N	Y
DAKSHIN BIHAR GRAMIN BANK	5101	32	02-12-2023	NALANDA	RAJGIR	BHUI BAZAR	78	N	N	N	N	N	N	N	Y
DAKSHIN BIHAR GRAMIN BANK	5101	31	01-12-2023	NALANDA	SARMEHA	SARMEHA	41	N	N	N	N	N	N	N	Y
DAKSHIN BIHAR GRAMIN BANK	5101	30	01-12-2023	NALANDA	SARMEHA	GOPALBAD	47	Y	Y	Y	Y	Y	Y	Y	Y
DAKSHIN BIHAR GRAMIN BANK	5101	29	01-12-2023	NALANDA	BIND	MALAWAN	95	Y	Y	Y	Y	Y	Y	Y	Y
DAKSHIN BIHAR GRAMIN BANK	5101	28	10-11-2023	NALANDA	BIHARSHARIF	MAHALPAR	78	N	N	N	N	N	N	N	Y

ANNEX III - PART A

QUARTERLY REPORT ON CONDUCT OF SPECIAL CAMPS BY FLCs (GOING DIGITAL) : Annexure-2 Part(A)
AS ON 31.12.2023

Bank Name	FLC Code	Sr. No. of Camp	Date of special camp	District	Block	Village	No Of Participants	Stakeholders present (Indicate Y/N)					Others
								LDM	DDM	LDO	Local Govt	MCO	
DAKSHIN BIHAR GRAMIN BANK	5101	27	10-11-2023	NALANDA	BIHARSHARIF	KHANDAKPAR	74	N	N	N	N	N	Y
DAKSHIN BIHAR GRAMIN BANK	5101	26	09-11-2023	NALANDA	HILSA	HILSA	78	N	N	N	N	N	Y
DAKSHIN BIHAR GRAMIN BANK	5101	25	09-11-2023	NALANDA	HILSA	KHAKI CHOWK	44	N	N	N	N	N	Y
DAKSHIN BIHAR GRAMIN BANK	5101	24	08-11-2023	NALANDA	ASTHAWAN	MAHMADPUR	47	N	N	N	N	N	Y
DAKSHIN BIHAR GRAMIN BANK	5101	23	08-11-2023	NALANDA	BIHARSHARIF	BELCHISHARIF	41	N	N	N	N	N	Y
DAKSHIN BIHAR GRAMIN BANK	5101	22	07-11-2023	NALANDA	BIHARSHARIF	DEEPNAGAR	68	N	N	N	N	N	Y
DAKSHIN BIHAR GRAMIN BANK	5101	21	07-11-2023	NALANDA	BIHARSHARIF	KARGIL CHOWK	55	N	N	N	N	N	Y
DAKSHIN BIHAR GRAMIN BANK	5101	20	06-11-2023	NALANDA	BEN	BARA	42	N	N	N	N	N	Y
DAKSHIN BIHAR GRAMIN BANK	5101	19	06-11-2023	NALANDA	RAJGIR	BHUI BAZAR	57	N	N	N	N	N	Y
DAKSHIN BIHAR GRAMIN BANK	5101	18	04-11-2023	NALANDA	SILAO	SILAO	58	N	N	N	N	N	Y
DAKSHIN BIHAR GRAMIN BANK	5101	17	04-11-2023	NALANDA	SILAO	KARAH	114	N	N	N	N	N	Y
DAKSHIN BIHAR GRAMIN BANK	5101	16	03-11-2023	NALANDA	HARNAUT	NEHUSA	58	N	N	N	N	N	Y
DAKSHIN BIHAR GRAMIN BANK	5101	15	03-11-2023	NALANDA	GIRYAK	PAWAPURI/MCR	40	N	N	N	N	N	Y
DAKSHIN BIHAR GRAMIN BANK	5101	14	02-11-2023	NALANDA	RAHUI	ITASAN	78	N	N	N	N	N	Y
DAKSHIN BIHAR GRAMIN BANK	5101	13	02-11-2023	NALANDA	RAHUI	PESHNAUR	74	N	N	N	N	N	Y
DAKSHIN BIHAR GRAMIN BANK	5101	12	01-11-2023	NALANDA	NALANDA	NALANDA	78	N	N	N	N	N	Y
DAKSHIN BIHAR GRAMIN BANK	5101	11	01-11-2023	NALANDA	NALANDA	BARGAON	44	N	N	N	N	N	Y
DAKSHIN BIHAR GRAMIN BANK	5101	10	30-10-2023	NALANDA	NALANDA	NALANDA	47	N	N	N	N	N	Y
DAKSHIN BIHAR GRAMIN BANK	5101	9	30-10-2023	NALANDA	SILAO	SILAO	41	N	N	N	N	N	Y
DAKSHIN BIHAR GRAMIN BANK	5101	8	27-10-2023	NALANDA	BIHARSHARIF	BABURBAWA	35	N	N	N	N	N	Y
DAKSHIN BIHAR GRAMIN BANK	5101	7	26-10-2023	NALANDA	BIHARSHARIF	TAKILA KALAN	57	N	N	N	N	N	Y
DAKSHIN BIHAR GRAMIN BANK	5101	6	20-10-2023	NALANDA	NOORSARAI	NOORSARAI	1200	Y	Y	Y	Y	Y	Y
DAKSHIN BIHAR GRAMIN BANK	5101	5	12-10-2023	NALANDA	NOORSARAI	NOORSARAI	64	N	N	N	N	N	Y
DAKSHIN BIHAR GRAMIN BANK	5101	4	11-10-2023	NALANDA	RAHUI	MANJILPUR RAHUI	56	N	N	N	N	N	Y
DAKSHIN BIHAR GRAMIN BANK	5101	3	11-10-2023	NALANDA	RAHUI	DEKPURA	25	N	N	N	N	N	Y
DAKSHIN BIHAR GRAMIN BANK	5101	2	09-10-2023	NALANDA	RAHUI	PESHNAUR	38	N	N	N	N	N	Y
DAKSHIN BIHAR GRAMIN BANK	5101	1	09-10-2023	NALANDA	RAHUI	ITASAN	51	N	N	N	N	N	Y
DAKSHIN BIHAR GRAMIN BANK	5101	6	01-12-2023	BHOJIPUR	UDWANTNAGAR	BELAUR	54	N	N	N	N	N	Y
DAKSHIN BIHAR GRAMIN BANK	5101	5	28-11-2023	BHOJIPUR	ARA	SAWADIYA	160	N	N	N	N	N	Y
DAKSHIN BIHAR GRAMIN BANK	5101	4	23-11-2023	BHOJIPUR	AGAION	POSHWA	120	N	N	N	N	N	Y
DAKSHIN BIHAR GRAMIN BANK	5101	3	22-11-2023	BHOJIPUR	AGAION	AGAION	115	N	N	N	N	N	Y
DAKSHIN BIHAR GRAMIN BANK	5101	2	12-10-2023	BHOJIPUR	JAGDISHPUR	JAGDISHPUR	63	N	N	N	N	N	Y
DAKSHIN BIHAR GRAMIN BANK	5901	4	09-11-2023	nawada	JAGDISHPUR	TENDUNI	36	N	N	N	N	N	Y
DAKSHIN BIHAR GRAMIN BANK	5901	3	02-11-2023	nawada	wasailigari	dosut	40	N	N	N	N	N	Y
DAKSHIN BIHAR GRAMIN BANK	5901	2	07-11-2023	nawada	rajauli	bahadurpur	42	N	N	N	N	N	Y
DAKSHIN BIHAR GRAMIN BANK	5901	1	06-11-2023	nawada	rajauli	garba	38	N	N	N	N	N	Y
DAKSHIN BIHAR GRAMIN BANK	5901	4	30-10-2023	nawada	akbarpur	pachrukhi	36	N	N	N	N	N	Y
DAKSHIN BIHAR GRAMIN BANK	5901	3	27-10-2023	nawada	nawada	madhobigha	33	N	N	N	N	N	Y
DAKSHIN BIHAR GRAMIN BANK	5901	2	26-10-2023	nawada	nawada	serainagar	31	N	N	N	N	N	Y
DAKSHIN BIHAR GRAMIN BANK	5901	1	25-10-2023	nawada	nawada	sebhia	32	N	N	N	N	N	Y
DAKSHIN BIHAR GRAMIN BANK	6701	5	04-12-2023	Rohtas	NOKHA	bhadrkhar	30	N	N	N	N	N	Y
DAKSHIN BIHAR GRAMIN BANK	6701	5	01-12-2023	Rohtas	SASARAM	DHARAMPURA	52	N	N	N	N	N	Y
DAKSHIN BIHAR GRAMIN BANK	6701	4	10-11-2023	Rohtas	AKORHIGOLA	KARUP	40	N	Y	N	N	N	Y
DAKSHIN BIHAR GRAMIN BANK	6701	3	09-11-2023	Rohtas	ROHTAS	LEWDA	36	N	N	N	N	N	Y
DAKSHIN BIHAR GRAMIN BANK	6701	2	04-10-2023	Rohtas	ROHTAS	PATADI	73	N	N	N	N	N	Y
DAKSHIN BIHAR GRAMIN BANK	7001	1	03-10-2023	Rohtas	KARGAHR	GAURI	65	N	N	N	N	N	Y
DAKSHIN BIHAR GRAMIN BANK	7001	34	08-12-2023	GAYA	INSRIGNAJ	KATHI	40	N	N	N	N	N	Y
DAKSHIN BIHAR GRAMIN BANK	7001	35	08-12-2023	GAYA	PARAIVA	SOLBA	54	N	N	N	N	N	Y
DAKSHIN BIHAR GRAMIN BANK	7001	32	27-11-2023	GAYA	PARAIVA	AZMAT GANJ	40	N	N	N	N	N	Y
DAKSHIN BIHAR GRAMIN BANK	7001	32	27-11-2023	GAYA	GURUA	SEMARU	55	N	N	N	N	N	Y

ANNEX III - PART A

QUARTERLY REPORT ON CONDUCT OF SPECIAL CAMPS BY FLCs (GOING DIGITAL) : Annexure-2 Part(A)
AS ON 31.12.2023

Bank Name	FLC Code	Sr. No. of Camp	Date of special camp	District	Block	Village	No Of Participant	Stakeholders present (Indicate Y/N)					Others	
								LDM	DDM	LDO	Local Govt	NGO		BC
DAKSHIN BIHAR GRAMIN BANK	7001	31	18-11-2023	GAYA	AMAS	CHANDI STHAN	45	N	N	N	N	N	Y	Y
DAKSHIN BIHAR GRAMIN BANK	7001	30	16-11-2023	GAYA	SHERGHATI	SHERGHATI	88	N	N	N	N	N	Y	Y
DAKSHIN BIHAR GRAMIN BANK	7001	29	07-11-2023	GAYA	PARAIYA	DHRAMSHALA	28	N	N	N	N	N	Y	Y
DAKSHIN BIHAR GRAMIN BANK	7001	28	06-11-2023	GAYA	BODH GAYA	CHEKI	45	N	N	N	N	N	Y	Y
DAKSHIN BIHAR GRAMIN BANK	7001	27	31-10-2023	GAYA	MORHA	GAHLOUR	48	N	N	N	N	N	Y	Y
DAKSHIN BIHAR GRAMIN BANK	7001	26	30-10-2023	GAYA	ATRI	TEUSA	42	N	N	N	N	N	Y	Y
DAKSHIN BIHAR GRAMIN BANK	7001	25	30-10-2023	GAYA	KHIZA SARAI	SARBAHDA	33	N	N	N	N	N	Y	Y
DAKSHIN BIHAR GRAMIN BANK	7001	24	27-10-2023	GAYA	IMAMGANJ	DEORI IMAMGANJ	60	N	N	N	N	N	Y	Y
DAKSHIN BIHAR GRAMIN BANK	7001	23	27-10-2023	GAYA	BANKE BAZAR	ROUSHAN GANJ	35	N	N	N	N	N	Y	Y
DAKSHIN BIHAR GRAMIN BANK	7001	22	26-10-2023	GAYA	CHANDOUTI, GAY	KANDI, BITHO 5	62	N	N	N	N	N	Y	Y
DAKSHIN BIHAR GRAMIN BANK	7001	21	26-10-2023	GAYA	CHANDOUTI, GAY	CHAKAND	66	N	N	N	N	N	Y	Y
DAKSHIN BIHAR GRAMIN BANK	7001	20	26-10-2023	GAYA	CHANDOUTI, GAY	PANCHYTA AKHAR	15	N	N	N	N	N	Y	Y
DAKSHIN BIHAR GRAMIN BANK	7001	19	25-10-2023	GAYA	AMAS	CHANDI STHAN	30	N	N	N	N	N	Y	Y
DAKSHIN BIHAR GRAMIN BANK	7001	18	25-10-2023	GAYA	AMAS	EKGUNA	35	N	N	N	N	N	Y	Y
DAKSHIN BIHAR GRAMIN BANK	7001	17	21-10-2023	GAYA	GURARU	I.R.STATION, D	40	N	N	N	N	N	Y	Y
DAKSHIN BIHAR GRAMIN BANK	7001	16	21-10-2023	GAYA	PARAIYA	DURBEY	36	N	N	N	N	N	Y	Y
DAKSHIN BIHAR GRAMIN BANK	7001	15	19-10-2023	GAYA	TEKARI	BELHARIYA	30	N	N	N	N	N	Y	Y
DAKSHIN BIHAR GRAMIN BANK	7001	14	19-10-2023	GAYA	PANCHANPUR	SINGHAPUR	25	N	N	N	N	N	Y	Y
DAKSHIN BIHAR GRAMIN BANK	7001	13	16-10-2023	GAYA	CHANDOUTI, GAY	BISHUN GANJ	50	N	N	N	N	N	Y	Y
DAKSHIN BIHAR GRAMIN BANK	7001	12	12-10-2023	GAYA	KHJARSARAI	KUDWA	28	N	N	N	N	N	Y	Y
DAKSHIN BIHAR GRAMIN BANK	7001	11	12-10-2023	GAYA	MANPUR	SADIPUR	22	N	N	N	N	N	Y	Y
DAKSHIN BIHAR GRAMIN BANK	7001	10	11-10-2023	GAYA	CHANDOUTI, GAY	AT GATE	30	N	N	N	N	N	Y	Y
DAKSHIN BIHAR GRAMIN BANK	7001	9	11-10-2023	GAYA	CHANDOUTI, GAY	PARSAWAN	36	N	N	N	N	N	Y	Y
DAKSHIN BIHAR GRAMIN BANK	7001	8	10-10-2023	GAYA	DOBHI	BHADEYA	48	N	N	N	N	N	Y	Y
DAKSHIN BIHAR GRAMIN BANK	7001	7	09-10-2023	GAYA	PARAIYA	DHRAMSHALA	25	N	N	N	N	N	Y	Y
DAKSHIN BIHAR GRAMIN BANK	7001	6	09-10-2023	GAYA	KONCH	SIARI	60	N	N	N	N	N	Y	Y
DAKSHIN BIHAR GRAMIN BANK	7001	5	09-10-2023	GAYA	KONCH	AHIYA PUR	115	N	N	N	N	N	Y	Y
DAKSHIN BIHAR GRAMIN BANK	7001	4	06-10-2023	GAYA	BODH GAYA	SHEIKHWARA	21	N	N	N	N	N	Y	Y
DAKSHIN BIHAR GRAMIN BANK	7001	3	06-10-2023	GAYA	DOBHI	NAWADIH	45	N	N	N	N	N	Y	Y
DAKSHIN BIHAR GRAMIN BANK	7001	2	04-10-2023	GAYA	CHANDOUTI, GAY	KUJAPI	40	N	N	N	N	N	Y	Y
DAKSHIN BIHAR GRAMIN BANK	7001	1	04-10-2023	GAYA	CHANDOUTI, GAY	DELHA	25	N	N	N	N	N	Y	Y
DAKSHIN BIHAR GRAMIN BANK	7001	12	26-12-2023	MUNGER	KHARAGPUR	Bajjapur	56	N	N	N	N	N	Y	Y
DAKSHIN BIHAR GRAMIN BANK	7201	11	15-12-2023	MUNGER	DHARHARA	Banjalwa	59	N	N	N	N	N	Y	Y
DAKSHIN BIHAR GRAMIN BANK	7201	10	12-12-2023	MUNGER	SADAR MUNGER	Sarabag	46	N	N	N	N	N	Y	Y
DAKSHIN BIHAR GRAMIN BANK	7201	9	04-12-2023	MUNGER	SADAR MUNGER	Jafnagar	57	N	N	N	N	N	Y	Y
DAKSHIN BIHAR GRAMIN BANK	7201	8	30-11-2023	MUNGER	SADAR MUNGER	Nauwagadhi North	42	N	N	N	N	N	Y	Y
DAKSHIN BIHAR GRAMIN BANK	7201	7	29-11-2023	MUNGER	KHARAGPUR	Nauwagadhi scout	48	N	N	N	N	N	Y	Y
DAKSHIN BIHAR GRAMIN BANK	7201	6	07-11-2023	MUNGER	KHARAGPUR	Bahra	56	N	N	N	N	N	Y	Y
DAKSHIN BIHAR GRAMIN BANK	7201	5	02-11-2023	MUNGER	BARARPUR	Naeki	59	N	N	N	N	N	Y	Y
DAKSHIN BIHAR GRAMIN BANK	7201	4	27-10-2023	MUNGER	SADAR MUNGER	Bararpur North	58	N	N	N	N	N	Y	Y
DAKSHIN BIHAR GRAMIN BANK	7201	3	12-10-2023	MUNGER	SADAR MUNGER	Tikrampur	60	N	N	N	N	N	Y	Y
DAKSHIN BIHAR GRAMIN BANK	7201	2	07-10-2023	MUNGER	JAMALPUR	Singhian	56	N	N	N	N	N	Y	Y
DAKSHIN BIHAR GRAMIN BANK	7201	1	04-10-2023	MUNGER	JAMALPUR	Palam East	42	N	N	N	N	N	Y	Y
DAKSHIN BIHAR GRAMIN BANK	7501	18	27-12-2023	LAKHISARAI	SURAJGARHA	MANO	200	Y	N	N	N	N	Y	Y
DAKSHIN BIHAR GRAMIN BANK	7501	17	25-12-2023	LAKHISARAI	PIPARIYA	PIPARIYA	109	N	N	N	N	N	Y	Y
DAKSHIN BIHAR GRAMIN BANK	7501	16	23-12-2023	LAKHISARAI	BARHIYA	BARHIYA	190	N	N	N	N	N	Y	Y
DAKSHIN BIHAR GRAMIN BANK	7501	15	21-12-2023	LAKHISARAI	BARHIYA	KHUTHA PURVI	150	Y	Y	N	N	N	Y	Y
DAKSHIN BIHAR GRAMIN BANK	7501	14	20-12-2023	LAKHISARAI	BARHIYA	GANGASARAI	200	Y	Y	N	N	N	Y	Y
DAKSHIN BIHAR GRAMIN BANK	7501	13	19-12-2023	LAKHISARAI	CHANAN	PRATAPPUR	200	N	N	N	N	N	Y	Y
DAKSHIN BIHAR GRAMIN BANK	7501	12	12-12-2023	LAKHISARAI	RAMGARH	KHUTIKPAR	200	N	N	N	N	N	Y	Y
DAKSHIN BIHAR GRAMIN BANK	7501	11	12-12-2023	LAKHISARAI	RAMGARH	PARSAMA	130	N	N	N	N	N	Y	Y

QUARTERLY REPORT ON CONDUCT OF SPECIAL CAMPS BY FLC (GOING DIGITAL) : Annexure-2 Part(A)
AS ON 30.09.2023

Bank Name	FLC Code	St. No. of Camp	Date of special camp (DD/MM/YYYY)	District	Block	Village	No Of Participants	LDM	DDM	LDO	Local Govt	NGO	BC	Other
DAKSHIN BIHAR GRAMIN BANK	7901	11	11-12-2023	LAKHISARAI	HALSI	DHIRA	125	N	N	N	Y	N	N	Y
DAKSHIN BIHAR GRAMIN BANK	7901	10	23-11-2023	LAKHISARAI	HALSI	GHONGSA	100	N	N	N	Y	N	N	Y
DAKSHIN BIHAR GRAMIN BANK	7901	9	22-11-2023	LAKHISARAI	RAMGARH	RAMGARH CHOWK	80	N	N	N	Y	N	N	Y
DAKSHIN BIHAR GRAMIN BANK	7901	8	09-11-2023	LAKHISARAI	LAKHISARAI	SALOMACHAK	70	N	N	N	Y	N	N	Y
DAKSHIN BIHAR GRAMIN BANK	7901	7	08-11-2023	LAKHISARAI	LAKHISARAI	BALGUDAR	200	N	N	N	Y	N	N	Y
DAKSHIN BIHAR GRAMIN BANK	7901	6	27-10-2023	LAKHISARAI	HALSI	MANIKA THA	50	N	N	N	Y	N	N	Y
DAKSHIN BIHAR GRAMIN BANK	7901	5	20-10-2023	LAKHISARAI	HALSI	TARHARI	500	N	N	N	Y	N	N	Y
DAKSHIN BIHAR GRAMIN BANK	7901	4	19-10-2023	LAKHISARAI	SUPALGARHA	DHAMAUARI	100	N	N	N	Y	N	N	Y
DAKSHIN BIHAR GRAMIN BANK	7901	3	18-10-2023	LAKHISARAI	LAKHISARAI	BALGUDAR	80	N	N	N	Y	N	N	Y
DAKSHIN BIHAR GRAMIN BANK	7901	2	11-10-2023	LAKHISARAI	LAKHISARAI	BILAUARI	70	N	N	N	Y	N	N	Y
DAKSHIN BIHAR GRAMIN BANK	7901	1	06-10-2023	LAKHISARAI	LAKHISARAI	RAMPUR	55	N	N	N	Y	N	N	Y
DAKSHIN BIHAR GRAMIN BANK	7901	10	28-12-2023	BEGUSARAI	BEGUSARAI	MANJHAUL	48	N	N	N	Y	N	N	Y
DAKSHIN BIHAR GRAMIN BANK	7901	9	14-12-2023	BEGUSARAI	BEGUSARAI	MAKDHAN	45	N	N	N	Y	N	N	Y
DAKSHIN BIHAR GRAMIN BANK	7901	8	06-12-2023	BEGUSARAI	BEGUSARAI	MAKDHANPUR	55	N	N	N	Y	N	N	Y
DAKSHIN BIHAR GRAMIN BANK	7901	7	12-11-2023	BEGUSARAI	BEGUSARAI	SONWAN	51	N	N	N	Y	N	N	Y
DAKSHIN BIHAR GRAMIN BANK	7901	6	10-11-2023	BEGUSARAI	BEGUSARAI	GARHPURA	69	N	N	N	Y	N	N	Y
DAKSHIN BIHAR GRAMIN BANK	7901	5	10-10-2023	BEGUSARAI	BEGUSARAI	BARAUNI	58	N	N	N	Y	N	N	Y
DAKSHIN BIHAR GRAMIN BANK	7901	4	10-10-2023	BEGUSARAI	BEGUSARAI	RAIWARA	60	N	N	N	Y	N	N	Y
DAKSHIN BIHAR GRAMIN BANK	7901	3	10-10-2023	BEGUSARAI	BEGUSARAI	NAVATOL	63	N	N	N	Y	N	N	Y
DAKSHIN BIHAR GRAMIN BANK	7901	2	04-10-2023	BEGUSARAI	BEGUSARAI	MAHENDRANAGAR	62	N	N	N	Y	N	N	Y
DAKSHIN BIHAR GRAMIN BANK	7901	1	30-12-2023	Sheikhpura	Chewara	Ekrama	60	N	N	N	Y	N	N	Y
DAKSHIN BIHAR GRAMIN BANK	7901	31	29-12-2023	Sheikhpura	Chewara	Hansapur	55	N	N	N	Y	N	N	Y
DAKSHIN BIHAR GRAMIN BANK	7901	30	24-12-2023	Sheikhpura	Chewara	Rajapur Barerl	65	N	N	N	Y	N	N	Y
DAKSHIN BIHAR GRAMIN BANK	7901	29	15-12-2023	Sheikhpura	Chewara	Lohan	85	N	N	N	Y	N	N	Y
DAKSHIN BIHAR GRAMIN BANK	7901	28	14-12-2023	Sheikhpura	Chewara	Chhatiyara	95	N	N	N	Y	N	N	Y
DAKSHIN BIHAR GRAMIN BANK	7901	27	14-12-2023	Sheikhpura	Chewara	Samae Bujurg	55	N	N	N	Y	N	N	Y
DAKSHIN BIHAR GRAMIN BANK	7901	26	14-12-2023	Sheikhpura	Chewara	Maldah	60	N	N	N	Y	N	N	Y
DAKSHIN BIHAR GRAMIN BANK	7901	25	13-12-2023	Sheikhpura	Chewara	Kuteh	75	N	N	N	Y	N	N	Y
DAKSHIN BIHAR GRAMIN BANK	7901	24	12-12-2023	Sheikhpura	Chewara	Pingri	65	N	N	N	Y	N	N	Y
DAKSHIN BIHAR GRAMIN BANK	7901	23	12-12-2023	Sheikhpura	Chewara	Tewdi	75	N	N	N	Y	N	N	Y
DAKSHIN BIHAR GRAMIN BANK	7901	22	12-12-2023	Sheikhpura	Chewara	Teug	250	N	N	N	Y	N	N	Y
DAKSHIN BIHAR GRAMIN BANK	7901	21	12-12-2023	Sheikhpura	Chewara	Jagdishpur	45	N	N	N	Y	N	N	Y
DAKSHIN BIHAR GRAMIN BANK	7901	20	17-11-2023	Sheikhpura	Shekhopursaral	Amari	55	N	N	N	Y	N	N	Y
DAKSHIN BIHAR GRAMIN BANK	7901	19	16-12-2023	Sheikhpura	Shekhopursaral	Omra	60	N	N	N	Y	N	N	Y
DAKSHIN BIHAR GRAMIN BANK	7901	18	15-12-2023	Sheikhpura	Anyari	Dhba	95	N	N	N	Y	N	N	Y
DAKSHIN BIHAR GRAMIN BANK	7901	17	14-12-2023	Sheikhpura	Anyari	Hustalnabid	112	N	N	N	Y	N	N	Y
DAKSHIN BIHAR GRAMIN BANK	7901	16	13-12-2023	Sheikhpura	Anyari	Kasar	175	N	N	N	Y	N	N	Y
DAKSHIN BIHAR GRAMIN BANK	7901	15	13-12-2023	Sheikhpura	Anyari	Adani	110	N	N	N	Y	N	N	Y
DAKSHIN BIHAR GRAMIN BANK	7901	14	13-12-2023	Sheikhpura	Anyari	Chorwar	65	N	N	N	Y	N	N	Y
DAKSHIN BIHAR GRAMIN BANK	7901	13	11-12-2023	Sheikhpura	Anyari	Baruna	75	N	N	N	Y	N	N	Y
DAKSHIN BIHAR GRAMIN BANK	7901	12	11-09-2023	Sheikhpura	Shekhpura	Chor Dargah	100	N	N	N	Y	N	N	Y
DAKSHIN BIHAR GRAMIN BANK	7901	11	08-2023	Sheikhpura	Anyari	Sahara Batara	49	N	N	N	Y	N	N	Y
DAKSHIN BIHAR GRAMIN BANK	7901	10	11-08-2023	Sheikhpura	Anyari	Kasar	70	N	N	N	Y	N	N	Y
DAKSHIN BIHAR GRAMIN BANK	7901	9	11-08-2023	Sheikhpura	Anyari	Bhogih	19	N	N	N	Y	N	N	Y
DAKSHIN BIHAR GRAMIN BANK	7901	8	11-08-2023	Sheikhpura	Anyari	Jagdishpur	15	N	N	N	Y	N	N	Y
DAKSHIN BIHAR GRAMIN BANK	7901	7	11-08-2023	Sheikhpura	Anyari	Sadikpur	33	N	N	N	Y	N	N	Y
DAKSHIN BIHAR GRAMIN BANK	7901	6	11-08-2023	Sheikhpura	Anyari	Sugla	22	N	N	N	Y	N	N	Y
DAKSHIN BIHAR GRAMIN BANK	7901	5	11-08-2023	Sheikhpura	Anyari	Ramlapur	31	N	N	N	Y	N	N	Y
DAKSHIN BIHAR GRAMIN BANK	7901	4	11-08-2023	Sheikhpura	Anyari	Nimi	34	N	N	N	Y	N	N	Y
DAKSHIN BIHAR GRAMIN BANK	7901	3	11-08-2023	Sheikhpura	Anyari	Majlah	25	N	N	N	Y	N	N	Y
DAKSHIN BIHAR GRAMIN BANK	7901	2	11-06-2023	Sheikhpura	Anyari	Khalit Chak	35	N	N	N	Y	N	N	Y
DAKSHIN BIHAR GRAMIN BANK	7901	1	11-06-2023	Sheikhpura	Anyari	Mahadev Nagar	21	N	N	N	Y	N	N	Y
DAKSHIN BIHAR GRAMIN BANK	7901	23	11-04-2023	Sheikhpura	Anyari	Chordargah	30	N	N	N	Y	N	N	Y
DAKSHIN BIHAR GRAMIN BANK	7901	22	11-04-2023	Sheikhpura	Anyari	Hussalnabid	75	N	N	N	Y	N	N	Y
DAKSHIN BIHAR GRAMIN BANK	7901	21	11-04-2023	Sheikhpura	Anyari	Chakanira	42	N	N	N	Y	N	N	Y
DAKSHIN BIHAR GRAMIN BANK	7901	20	11-04-2023	Sheikhpura	Anyari	Lahana	35	N	N	N	Y	N	N	Y
DAKSHIN BIHAR GRAMIN BANK	7901	19	11-03-2023	Sheikhpura	Anyari	Chewara	40	N	N	N	Y	N	N	Y
DAKSHIN BIHAR GRAMIN BANK	7901	18	11-03-2023	Sheikhpura	Anyari	Chewara	28	N	N	N	Y	N	N	Y
DAKSHIN BIHAR GRAMIN BANK	7901	17	11-03-2023	Sheikhpura	Anyari	Chewara	25	N	N	N	Y	N	N	Y
DAKSHIN BIHAR GRAMIN BANK	7901	16	11-02-2023	Sheikhpura	Anyari	Chewara	20	N	N	N	Y	N	N	Y
DAKSHIN BIHAR GRAMIN BANK	7901	15	11-02-2023	Sheikhpura	Anyari	Chewara	30	N	N	N	Y	N	N	Y
DAKSHIN BIHAR GRAMIN BANK	7901	14	11-02-2023	Sheikhpura	Anyari	Chewara	30	N	N	N	Y	N	N	Y
DAKSHIN BIHAR GRAMIN BANK	7901	13	11-02-2023	Sheikhpura	Anyari	Chewara	28	N	N	N	Y	N	N	Y
DAKSHIN BIHAR GRAMIN BANK	7901	12	11-02-2023	Sheikhpura	Anyari	Chewara	28	N	N	N	Y	N	N	Y
DAKSHIN BIHAR GRAMIN BANK	7901	11	11-02-2023	Sheikhpura	Anyari	Chewara	60	N	N	N	Y	N	N	Y
DAKSHIN BIHAR GRAMIN BANK	7901	10	11-10-2023	Sheikhpura	Anyari	Chewara	35	N	N	N	Y	N	N	Y
DAKSHIN BIHAR GRAMIN BANK	7901	9	10-10-2023	Sheikhpura	Anyari	Chewara	43	N	N	N	Y	N	N	Y
DAKSHIN BIHAR GRAMIN BANK	7901	8	20-10-2023	Sheikhpura	Anyari	Chewara	42	N	N	N	Y	N	N	Y
DAKSHIN BIHAR GRAMIN BANK	7901	7	26-10-2023	Sheikhpura	Anyari	Chewara	33	N	N	N	Y	N	N	Y
DAKSHIN BIHAR GRAMIN BANK	7901	6	10-10-2023	Sheikhpura	Anyari	Chewara	19	N	N	N	Y	N	N	Y

ANNEX III - PART A

QUARTERLY REPORT ON CONDUCT OF SPECIAL CAMPS BY FLCs (GOING DIGITAL) : Annexure-2 Part(A)
AS ON 31.12.2023

Bank Name	FLC Code	Sr. No. of Camp	Date of special camp	District	Block	Village	No Of Participants	Stakeholders present (Indicate Y/N)						Others
								LDM	DDM	LDO	Local Govt	NGO	BC	
DAKSHIN BIHAR GRAMIN BANK	7901	5	20-10-2023	Sheikhpura	Sheikhpura	kare	38	N	N	N	N	N	Y	
DAKSHIN BIHAR GRAMIN BANK	7901	4	18-10-2023	Sheikhpura	Shekhopursatal	onama	25	N	N	N	N	N	Y	
DAKSHIN BIHAR GRAMIN BANK	7901	3	17-10-2023	Sheikhpura	Arivari	Chorwar	30	N	N	N	N	N	Y	
DAKSHIN BIHAR GRAMIN BANK	7901	2	17-10-2023	Sheikhpura	Sheikhpura	Puralina	36	N	N	N	N	N	Y	
DAKSHIN BIHAR GRAMIN BANK	7901	1	10-12-2023	Sheikhpura	Aiyari	Baruna	60	N	N	N	N	N	Y	
DAKSHIN BIHAR GRAMIN BANK	8101	9	29-11-2023	JEHANABAD	MAKHDJUMPUR	MALATHI	35	N	N	N	N	N	Y	
DAKSHIN BIHAR GRAMIN BANK	8101	8	21-11-2023	JEHANABAD	MAKHDJUMPUR	BELA BIRRA	34	N	N	N	N	N	Y	
DAKSHIN BIHAR GRAMIN BANK	8101	7	05-12-2023	JEHANABAD	MAKHDJUMPUR	SAREN	37	N	N	N	N	N	Y	
DAKSHIN BIHAR GRAMIN BANK	8101	6	23-11-2023	JEHANABAD	MAKHDJUMPUR	SOLHANDA	45	N	N	N	N	N	Y	
DAKSHIN BIHAR GRAMIN BANK	8101	5	08-11-2023	JEHANABAD	MAKHDJUMPUR	BANDEYA	48	N	N	N	N	N	Y	
DAKSHIN BIHAR GRAMIN BANK	8101	4	04-11-2023	JEHANABAD	MAKHDJUMPUR	KALANOUR	43	N	N	N	N	N	Y	
DAKSHIN BIHAR GRAMIN BANK	8101	3	23-10-2023	JEHANABAD	JEHANABAD	KARAUNA	63	N	N	N	N	N	Y	
DAKSHIN BIHAR GRAMIN BANK	8101	2	09-10-2023	JEHANABAD	JEHANABAD	SALEMPUR LANJO	46	N	N	N	N	N	Y	
DAKSHIN BIHAR GRAMIN BANK	8101	1	03-10-2023	JEHANABAD	JEHANABAD	SIKARIYA	56	N	N	N	N	N	Y	
DAKSHIN BIHAR GRAMIN BANK	8501	7	30-12-2023	KHAGARIA	BELDAUR	MAHINATH NAGAR	92	N	N	N	N	N	Y	
DAKSHIN BIHAR GRAMIN BANK	8501	6	14-12-2023	KHAGARIA	PARBATA	BHATHAR	87	N	Y	N	N	N	Y	
DAKSHIN BIHAR GRAMIN BANK	8501	5	08-11-2023	KHAGARIA	BELDAUR	KURBAN	97	N	N	N	N	N	Y	
DAKSHIN BIHAR GRAMIN BANK	8501	4	04-11-2023	KHAGARIA	SADAR	S-HOBNI	88	N	N	N	N	N	Y	
DAKSHIN BIHAR GRAMIN BANK	8501	3	27-10-2023	KHAGARIA	CHAUTHAM	ROHIVAR	86	N	N	N	N	N	Y	
DAKSHIN BIHAR GRAMIN BANK	8501	2	26-10-2023	KHAGARIA	GOGRI	GAUCHHARI	93	N	N	N	N	N	Y	
DAKSHIN BIHAR GRAMIN BANK	8501	1	05-10-2023	KHAGARIA	BELDAUR	PRNAGRA	85	N	N	N	N	N	Y	
UTTAR BIHAR GRAMIN BANK	4802	33	12-12-2023	SUPAUL	PIRA	MAHESHPUR	43	N	N	N	N	N	Y	
UTTAR BIHAR GRAMIN BANK	4802	30	12-12-2023	SUPAUL	SARAI GARH BHAPT	BHAPTI AHI	41	N	N	N	N	N	Y	
UTTAR BIHAR GRAMIN BANK	4802	27	12-08-2023	SUPAUL	PIRA	THUMHA	41	N	N	N	N	N	Y	
UTTAR BIHAR GRAMIN BANK	4802	21	12-07-2023	SUPAUL	PIRA	PARSAGARHI	44	N	N	N	N	N	Y	
UTTAR BIHAR GRAMIN BANK	4802	20	11-09-2023	SUPAUL	TRIBENIGANJ	PARSAGARHI	44	N	N	N	N	N	Y	
UTTAR BIHAR GRAMIN BANK	4802	19	11-09-2023	SUPAUL	RAGHOPUR	BISHANPU DAULAT	44	N	N	N	N	N	Y	
UTTAR BIHAR GRAMIN BANK	4802	18	11-09-2023	SUPAUL	RAGHOPUR	SIMRAHI BAZAR	44	N	N	N	N	N	Y	
UTTAR BIHAR GRAMIN BANK	4802	17	11-09-2023	SUPAUL	BASANTPUR	BIRPUR	44	N	N	N	N	N	Y	
UTTAR BIHAR GRAMIN BANK	4802	16	11-09-2023	SUPAUL	SUPAUL	SUKHPUR	44	N	N	N	N	N	Y	
UTTAR BIHAR GRAMIN BANK	4802	15	11-09-2023	SUPAUL	TRIBENIGANJ	JADIAHAT	44	N	N	N	N	N	Y	
UTTAR BIHAR GRAMIN BANK	4802	14	11-09-2023	SUPAUL	MAKAUNA	MARAUNA	44	N	N	N	N	N	Y	
UTTAR BIHAR GRAMIN BANK	4902	12	10-12-2023	KISHANGANJ	KISHANGANJ	KISHANGANJ	48	N	N	N	N	N	Y	
UTTAR BIHAR GRAMIN BANK	4902	11	13-10-2023	KISHANGANJ	BAHADURGANJ	LRP CHOWK	41	N	N	N	N	N	Y	
UTTAR BIHAR GRAMIN BANK	5002	10	10-10-2023	KISHANGANJ	KISHANGANJ	HALIM CHOWK	44	N	N	N	N	N	Y	
UTTAR BIHAR GRAMIN BANK	5002	18	15-11-2023	Sitamarhi	Bathaha	Jogbana	43	N	N	N	N	N	Y	
UTTAR BIHAR GRAMIN BANK	5002	17	14-11-2023	Sitamarhi	Choraut	Choraut	48	N	N	N	N	N	Y	
UTTAR BIHAR GRAMIN BANK	5002	16	14-11-2023	Sitamarhi	Choraut	Yadupatti	47	N	N	N	N	N	Y	
UTTAR BIHAR GRAMIN BANK	5002	15	13-11-2023	Sitamarhi	Choraut	Choraut	48	N	N	N	N	N	Y	
UTTAR BIHAR GRAMIN BANK	5002	14	13-11-2023	Sitamarhi	Pupari	Bajpatti	40	N	N	N	N	N	Y	
UTTAR BIHAR GRAMIN BANK	5002	11	10-11-2023	Sitamarhi	Dumra	Baiha Madhusuda	47	N	N	N	N	N	Y	
UTTAR BIHAR GRAMIN BANK	5002	9	10-11-2023	Sitamarhi	Runnisaidpur	Suahi	44	N	N	N	N	N	Y	
UTTAR BIHAR GRAMIN BANK	5002	7	10-10-2023	Sitamarhi	Sursand	Kumma	48	N	N	N	N	N	Y	
UTTAR BIHAR GRAMIN BANK	5002	6	18-10-2023	Sitamarhi	Riga	Babhangeria	47	N	N	N	N	N	Y	
UTTAR BIHAR GRAMIN BANK	5002	4	17-10-2023	Sitamarhi	Nanpur	Bhadian	41	N	N	N	N	N	Y	
UTTAR BIHAR GRAMIN BANK	5002	2	10-12-2023	Sitamarhi	Runnisaidpur	Athri	41	N	N	N	N	N	Y	
UTTAR BIHAR GRAMIN BANK	5302	14	30-11-2023	EAST CHAMPARAN	ARERAJ	DHAKA	68	N	N	N	N	N	Y	
UTTAR BIHAR GRAMIN BANK	5302	13	27-11-2023	EAST CHAMPARAN	ARERAJ	DHAKA	56	N	N	N	N	N	Y	
UTTAR BIHAR GRAMIN BANK	5302	12	24-11-2023	EAST CHAMPARAN	SHIKARGANJ	SHIKARGANJ	54	N	N	N	N	N	Y	
UTTAR BIHAR GRAMIN BANK	5302	11	29-11-2023	EAST CHAMPARAN	PAKRIDAVAL	PAKRIDAVAL	60	N	N	N	N	N	Y	

ANNEX III - PART A

QUARTERLY REPORT ON CONDUCT OF SPECIAL CAMPS BY FLCs (GOING DIGITAL) : Annexure-2 Part(A)
AS ON 31.12.2023

Bank Name	F.C Code	Sr. No. of Camp	Date of special camp	District	Block	Village	Participan	No Of					Stakeholders present (Indicate Y/N)				
								LDM	DDM	LDO	Local Govt	NGO	BC	Others			
UTTAR BIHAR GRAMIN BANK	5302	10	28-11-2023	EAST CHAMPARAN	LAKHAURA	LAKHAURA	49	N	N	N	N	N	N	N	N	N	N
UTTAR BIHAR GRAMIN BANK	5302	9	23-11-2023	EAST CHAMPARAN	JANPUL CHOWK	JANPUL CHOWK	55	N	N	N	N	N	N	N	N	N	N
UTTAR BIHAR GRAMIN BANK	5302	8	22-11-2023	EAST CHAMPARAN	MIRPUR	MIRPUR	63	N	N	N	N	N	N	N	N	N	N
UTTAR BIHAR GRAMIN BANK	5302	7	18-11-2023	EAST CHAMPARAN	DHAKA	DHAKA	53	N	N	N	N	N	N	N	N	N	N
UTTAR BIHAR GRAMIN BANK	5302	6	19-10-2023	EAST CHAMPARAN	ARERAJ	ARERAJ	70	N	N	N	N	N	N	N	N	N	N
UTTAR BIHAR GRAMIN BANK	5302	5	21-10-2023	EAST CHAMPARAN	SHIKARGANI	SHIKARGANI	57	N	N	N	N	N	N	N	N	N	N
UTTAR BIHAR GRAMIN BANK	5302	4	20-10-2023	EAST CHAMPARAN	PAKRIDAYAL	LAKHAURA	55	N	N	N	N	N	N	N	N	N	N
UTTAR BIHAR GRAMIN BANK	5302	2	17-10-2023	EAST CHAMPARAN	JANPUL CHOWK	JANPUL CHOWK	48	N	N	N	N	N	N	N	N	N	N
UTTAR BIHAR GRAMIN BANK	5402	11	18-10-2023	EAST CHAMPARAN	MIRPUR	MIRPUR	71	N	N	N	N	N	N	N	N	N	N
UTTAR BIHAR GRAMIN BANK	5402	10	29-12-2023	MADHUBANI	Bhawaniapur	Bhawaniapur	38	N	N	N	N	N	N	N	N	N	N
UTTAR BIHAR GRAMIN BANK	5402	9	10-05-2023	MADHUBANI	Chatra	Chatra	29	N	N	N	N	N	N	N	N	N	N
UTTAR BIHAR GRAMIN BANK	5402	8	11-04-2023	MADHUBANI	Pandaul	Rahika	58	N	N	N	N	N	N	N	N	N	N
UTTAR BIHAR GRAMIN BANK	5402	7	10-05-2023	MADHUBANI	Ragnagar	Pardaul	49	N	N	N	N	N	N	N	N	N	N
UTTAR BIHAR GRAMIN BANK	5402	6	10-04-2023	MADHUBANI	Bisfi	Bhaku	40	N	N	N	N	N	N	N	N	N	N
UTTAR BIHAR GRAMIN BANK	5402	5	28-12-2023	Madhubani	Khajauli	Shreepur Hatti	43	N	N	N	N	N	N	N	N	N	N
UTTAR BIHAR GRAMIN BANK	5402	4	22-12-2023	Madhubani	Jhanjharpur	Sinra	46	N	N	N	N	N	N	N	N	N	N
UTTAR BIHAR GRAMIN BANK	5402	3	16-11-2023	Madhubani	Jhanjharpur	Tamura	42	N	N	N	N	N	N	N	N	N	N
UTTAR BIHAR GRAMIN BANK	5402	2	19-11-2023	Madhubani	Jhanjharpur	Barsam	41	N	N	N	N	N	N	N	N	N	N
UTTAR BIHAR GRAMIN BANK	5402	1	17-10-2023	Madhubani	Jhanjharpur	Kothiye	45	N	N	N	N	N	N	N	N	N	N
UTTAR BIHAR GRAMIN BANK	5702	12	14-11-2023	SIWAN	Andhratharhi	Andhratharhi	30	N	N	N	N	N	N	N	N	N	N
UTTAR BIHAR GRAMIN BANK	5702	11	16-11-2023	SIWAN	MAIRWA	MURIYARI	41	N	N	N	N	N	N	N	N	N	N
UTTAR BIHAR GRAMIN BANK	5702	10	11-09-2023	SIWAN	RAGHUNATHPUR	RAGHUNATHPUR	49	N	N	N	N	N	N	N	N	N	N
UTTAR BIHAR GRAMIN BANK	5702	9	11-07-2023	SIWAN	LAKARI NABIGANJ	NABIGANI BAZAR	39	N	N	N	N	N	N	N	N	N	N
UTTAR BIHAR GRAMIN BANK	5702	8	11-03-2023	SIWAN	MAIRWA	KABIRPUR	42	N	N	N	N	N	N	N	N	N	N
UTTAR BIHAR GRAMIN BANK	5702	7	19-10-2023	SIWAN	BARHARIA	BARHARIA	52	N	N	N	N	N	N	N	N	N	N
UTTAR BIHAR GRAMIN BANK	5702	6	19-10-2023	SIWAN	BARHARIA	LAKARI BAZAR	28	N	N	N	N	N	N	N	N	N	N
UTTAR BIHAR GRAMIN BANK	5702	5	17-10-2023	SIWAN	BHAGWANPUR HAT	MALMALIYA MORE	38	N	N	N	N	N	N	N	N	N	N
UTTAR BIHAR GRAMIN BANK	5702	4	10-12-2023	SIWAN	GORAIYA KOTHI	LADHI BAZAR	48	N	N	N	N	N	N	N	N	N	N
UTTAR BIHAR GRAMIN BANK	5702	3	10-09-2023	SIWAN	LAIARI NABIGANJ	GOPALPUR 1st	36	N	N	N	N	N	N	N	N	N	N
UTTAR BIHAR GRAMIN BANK	5702	2	10-06-2023	SIWAN	BHAGWANPUR HAT	SAKRI BAZAR	44	N	N	N	N	N	N	N	N	N	N
UTTAR BIHAR GRAMIN BANK	5702	1	10-04-2023	SIWAN	GUTHANI	GUTHANI	37	N	N	N	N	N	N	N	N	N	N
UTTAR BIHAR GRAMIN BANK	6202	14	25-11-2023	MUZAFFARPUR	SARAIYA	DARAULI	43	N	N	N	N	N	N	N	N	N	N
UTTAR BIHAR GRAMIN BANK	6202	13	15-11-2023	MUZAFFARPUR	MINAPUR	SARAIYA	40	N	N	N	N	N	N	N	N	N	N
UTTAR BIHAR GRAMIN BANK	6202	12	11-09-2023	MUZAFFARPUR	KUDHANI	PANAPUR NARIYAR	50	N	N	N	N	N	N	N	N	N	N
UTTAR BIHAR GRAMIN BANK	6202	11	11-08-2023	MUZAFFARPUR	KUDHANI	MAHANT MANIYARI	50	N	N	N	N	N	N	N	N	N	N
UTTAR BIHAR GRAMIN BANK	6202	10	11-07-2023	MUZAFFARPUR	BOCHHA	BALIA CHOWK	40	N	N	N	N	N	N	N	N	N	N
UTTAR BIHAR GRAMIN BANK	6202	9	11-03-2022	MUZAFFARPUR	SARAIYA	BOCHHA	45	N	N	N	N	N	N	N	N	N	N
UTTAR BIHAR GRAMIN BANK	6202	8	11-02-2023	MUZAFFARPUR	KANTI	BASRA	55	N	N	N	N	N	N	N	N	N	N
UTTAR BIHAR GRAMIN BANK	6202	7	20-10-2023	MUZAFFARPUR	PARU	NARSANDA	45	N	N	N	N	N	N	N	N	N	N
UTTAR BIHAR GRAMIN BANK	6202	6	19-10-2023	MUZAFFARPUR	BOCHHA	DEVARIYA	45	N	N	N	N	N	N	N	N	N	N
UTTAR BIHAR GRAMIN BANK	6202	5	18-11-2023	MUZAFFARPUR	KANTI	BELHIA	45	N	N	N	N	N	N	N	N	N	N
UTTAR BIHAR GRAMIN BANK	6202	4	10-12-2023	MUZAFFARPUR	MUSHARI	NARSANDA	50	N	N	N	N	N	N	N	N	N	N
UTTAR BIHAR GRAMIN BANK	6202	3	10-11-2023	MUZAFFARPUR	SAPAIA	MDDM	40	N	N	N	N	N	N	N	N	N	N
UTTAR BIHAR GRAMIN BANK	6202	2	10-10-2023	MUZAFFARPUR	KANTI	BASRA	45	N	N	N	N	N	N	N	N	N	N
UTTAR BIHAR GRAMIN BANK	6202	1	10-06-2023	MUZAFFARPUR	Bhore	BAIRIYA CHOWK	50	N	N	N	N	N	N	N	N	N	N
UTTAR BIHAR GRAMIN BANK	6302	12	11-08-2023	Gopalganj	Fulwariya	Chakwa Khas	100	N	N	N	N	N	N	N	N	N	N
UTTAR BIHAR GRAMIN BANK	6302	11	11-07-2023	Gopalganj	Dubaula	Dubaula	100	N	N	N	N	N	N	N	N	N	N
UTTAR BIHAR GRAMIN BANK	6302	10	11-06-2023	Gopalganj	Hathua	Kuseandhi	100	N	N	N	N	N	N	N	N	N	N

ANNEX III - PART A

QUARTERLY REPORT ON CONDUCT OF SPECIAL CAMPS BY FLCs (GOING DIGITAL) - Annexure-2 Part(A)

AS ON 31.12.2023

Bank Name	FLC Code	Sr. No. of Camp	Date of special camp	District	Block	Village	No Of Participant	Stakeholders present (Indicate Y/N)					Others	
								LDM	DDM	LDO	Local Govt	NGO		BC
UTTAR BIHAR GRAMIN BANK	6302	9	11-01-2023	Gopalganj	Uchiagaon	sathi	150	N	N	N	Y	N	Y	Y
UTTAR BIHAR GRAMIN BANK	6302	8	10-10-2023	Gopalganj	thawe	Indra'wa Abdulla	120	N	N	N	Y	N	Y	Y
UTTAR BIHAR GRAMIN BANK	6302	7	17-10-2023	Gopalganj	Manjhaigarh	Koinal	110	N	N	N	Y	N	Y	Y
UTTAR BIHAR GRAMIN BANK	6302	6	13-10-2023	Gopalganj	Barauli	Dangsi	120	N	N	N	Y	N	Y	Y
UTTAR BIHAR GRAMIN BANK	6302	5	10-11-2023	Gopalganj	Barauli	Neori	105	N	N	N	Y	N	Y	Y
UTTAR BIHAR GRAMIN BANK	6302	4	10-09-2023	Gopalganj	Manjhaigarh	Ahiraulla	90	N	N	N	Y	N	Y	Y
UTTAR BIHAR GRAMIN BANK	6302	3	10-05-2023	Gopalganj	Sidhwaliya	Sheer	110	N	N	N	Y	N	Y	Y
UTTAR BIHAR GRAMIN BANK	6302	2	10-05-2023	Gopalganj	Uchiagaon	Mirgan	120	N	N	N	Y	N	Y	Y
UTTAR BIHAR GRAMIN BANK	6302	1	10-04-2023	Gopalganj	Bhore	Sisal	150	N	N	N	Y	N	Y	Y
UTTAR BIHAR GRAMIN BANK	6402	10	28-12-2023	west Champaran	MARKATIYAGANJ	ANJUA SUGAULI	44	N	N	N	N	N	Y	Y
UTTAR BIHAR GRAMIN BANK	6402	9	26-12-2023	west Champaran	BAIRIYA	PAKHNAHA	36	N	N	N	N	N	Y	Y
UTTAR BIHAR GRAMIN BANK	6402	8	19-12-2023	west Champaran	CHANPATIYA	CHANPATIYA	25	N	N	N	N	N	Y	Y
UTTAR BIHAR GRAMIN BANK	6402	7	13-12-2023	west Champaran	MAJHAULIA	LALSARIYA +2 HI	35	N	N	N	N	N	Y	Y
UTTAR BIHAR GRAMIN BANK	6402	6	18-11-2023	west Champaran	MARKATIYAGANJ	ANJUA SUGAULI	45	N	N	N	N	N	Y	Y
UTTAR BIHAR GRAMIN BANK	6402	5	16-11-2023	west Champaran	CHANPATIYA	CHANPATIYA	30	N	N	N	N	N	Y	Y
UTTAR BIHAR GRAMIN BANK	6402	4	26-10-2023	west Champaran	MARKATIYAGANJ	MARKATIYAGANJ	25	N	N	N	N	N	Y	Y
UTTAR BIHAR GRAMIN BANK	6402	3	20-10-2023	west Champaran	LAURIYA	LAURIYA	40	N	N	N	N	N	Y	Y
UTTAR BIHAR GRAMIN BANK	6402	2	18-10-2023	west Champaran	SIKTA	MAJHAULIA	35	N	N	N	N	N	Y	Y
UTTAR BIHAR GRAMIN BANK	6402	1	17-10-2023	west Champaran	Tariyani	SIKTA	50	N	N	N	N	N	Y	Y
UTTAR BIHAR GRAMIN BANK	6502	13	19-10-2023	Sheohar	Dumri Katsari	Tariyani Chowk	43	N	N	N	Y	N	Y	Y
UTTAR BIHAR GRAMIN BANK	6502	12	17-10-2023	Sheohar	Piprahi	Bindawan	48	N	N	N	N	N	Y	Y
UTTAR BIHAR GRAMIN BANK	6502	10	10-11-2023	Sheohar	Piprahi	p.prahi	44	N	N	N	N	N	Y	Y
UTTAR BIHAR GRAMIN BANK	6502	8	10-10-2023	Sheohar	Piprahi	Dhankaul	40	N	N	N	Y	N	Y	Y
UTTAR BIHAR GRAMIN BANK	6502	5	10-12-2023	Sheohar	Sheohar	Tajpur	44	N	N	N	Y	N	Y	Y
UTTAR BIHAR GRAMIN BANK	6502	3	18-10-2023	Sheohar	Sheohar	Purnahiya	44	N	N	N	Y	N	Y	Y
UTTAR BIHAR GRAMIN BANK	6502	1	10-10-2023	Sheohar	Amnour	BASATPUR BANGJA	46	N	N	N	Y	N	Y	Y
UTTAR BIHAR GRAMIN BANK	6602	6	12-10-2023	SARAN	Daryapur	MAGARPAL MUR TUZ	58	N	N	N	Y	N	Y	Y
UTTAR BIHAR GRAMIN BANK	6602	5	12-05-2023	SARAN	Amnour	KATSA	50	N	N	N	Y	N	Y	Y
UTTAR BIHAR GRAMIN BANK	6602	4	21-11-2023	SARAN	Parsa	PARSA	46	N	N	N	Y	N	Y	Y
UTTAR BIHAR GRAMIN BANK	6602	3	29-11-2023	SARAN	Lahadpur	BASAHIN	52	N	N	N	Y	N	Y	Y
UTTAR BIHAR GRAMIN BANK	6602	2	25-10-2023	SARAN	Sonepur	SHIKARPUR	45	N	N	N	Y	N	Y	Y
UTTAR BIHAR GRAMIN BANK	6602	1	20-10-2023	SARAN	KUMARKHAND	RAHTA	43	N	N	N	Y	N	Y	Y
UTTAR BIHAR GRAMIN BANK	6802	32	12-12-2023	MADHEPURA	GHAILAR	MATHAI	41	N	N	N	Y	N	Y	Y
UTTAR BIHAR GRAMIN BANK	6802	28	12-08-2023	MADHEPURA	GWALPARA	GWALPARA	50	N	N	N	Y	N	Y	Y
UTTAR BIHAR GRAMIN BANK	6802	25	12-08-2023	MADHEPURA	KUMARKHAND	SIRIPUR	44	N	N	N	Y	N	Y	Y
UTTAR BIHAR GRAMIN BANK	6802	7	10-05-2023	MADHEPURA	ALAM NAGAR	KISHUNPUR RATWA	44	N	N	N	Y	N	Y	Y
UTTAR BIHAR GRAMIN BANK	6802	6	10-05-2023	MADHEPURA	CHAUSA	LAJA JAGAN	44	N	N	N	Y	N	Y	Y
UTTAR BIHAR GRAMIN BANK	6802	5	10-06-2023	MADHEPURA	MURLIGANJ	MURLIGANJ	44	N	N	N	Y	N	Y	Y
UTTAR BIHAR GRAMIN BANK	6802	4	10-05-2023	MADHEPURA	ALAM NAGAR	ALAM NAGAR	44	N	N	N	Y	N	Y	Y
UTTAR BIHAR GRAMIN BANK	6802	3	10-05-2023	MADHEPURA	CHAUSA	KALASHAN	44	N	N	N	Y	N	Y	Y
UTTAR BIHAR GRAMIN BANK	6802	2	10-05-2023	MADHEPURA	KUMARKHAND	KUMARKHAND	44	N	N	N	Y	N	Y	Y
UTTAR BIHAR GRAMIN BANK	6802	1	10-05-2023	MADHEPURA	Manihari	MANIHARI	58	N	N	N	Y	N	Y	Y
UTTAR BIHAR GRAMIN BANK	7102	20	27-11-2023	KATIHAR	Falka	FALKA	65	N	N	N	Y	N	Y	Y
UTTAR BIHAR GRAMIN BANK	7102	19	27-11-2023	KATIHAR	Falka	FALKA	65	N	N	N	Y	N	Y	Y
UTTAR BIHAR GRAMIN BANK	7102	15	11-09-2023	KATIHAR	HATBANGORA	HATBANGORA	55	N	N	N	Y	N	Y	Y
UTTAR BIHAR GRAMIN BANK	7102	10	10-11-2023	KATIHAR	MALLIKPUR	MALLIKPUR	77	N	N	N	Y	N	Y	Y
UTTAR BIHAR GRAMIN BANK	7102	7	10-10-2023	KATIHAR	MARWA	MARWA	78	N	N	N	Y	N	Y	Y
UTTAR BIHAR GRAMIN BANK	7102	3	10-09-2023	KATIHAR	MANIHARI	MANIHARI	68	N	N	N	Y	N	Y	Y
UTTAR BIHAR GRAMIN BANK	7102	2	10-09-2023	KATIHAR	HATBANGORA	HATBANGORA	87	N	N	N	Y	N	Y	Y
UTTAR BIHAR GRAMIN BANK	7102	1	10-06-2023	KATIHAR	FALKA	FALKA	89	N	N	N	Y	N	Y	Y

ANNEX III - PART A

QUARTERLY REPORT ON CONDUCT OF SPECIAL CAMPS BY FLCs (GOING DIGITAL) : Annexure-2 Part(A)
AS ON: 31.12.2023

Bank Name	FLC Code	Sr. No. of Camp	Date of special camp	District	Block	Village	No Of Participant	Stakeholders present (indicate Y/N)					Others	
								LDM	DDM	LDO	Local_Serv	NGO		BC
UTTAR BIHAR GRAMIN BANK	7402	11	27-12-2023	DARBHANGA	BAHADURPUR	DEKAULI	47	N	N	N	N	N	Y	Y
UTTAR BIHAR GRAMIN BANK	7402	10	26-12-2023	DARBHANGA	DARBHANGA SADAR	CHHATWAN	45	N	N	N	N	N	Y	Y
UTTAR BIHAR GRAMIN BANK	7402	9	28-11-2023	DARBHANGA	MANIGACHHI	Charaur	43	N	N	N	N	N	Y	Y
UTTAR BIHAR GRAMIN BANK	7402	8	24-11-2023	DARBHANGA	BAHEI	BITHAUJI	49	N	N	N	N	N	Y	Y
UTTAR BIHAR GRAMIN BANK	7402	7	23-11-2023	DARBHANGA	HANUMAN NAGAR	BIGHANPUR	52	N	N	N	N	N	Y	Y
UTTAR BIHAR GRAMIN BANK	7402	6	11-04-2023	DARBHANGA	DARBHANGA SADAR	BHALPATTI	43	N	N	N	N	N	Y	Y
UTTAR BIHAR GRAMIN BANK	7402	5	11-02-2023	DARBHANGA	K. ASTHAN (Eas)	Ber	49	N	N	N	N	N	Y	Y
UTTAR BIHAR GRAMIN BANK	7402	4	11-02-2023	DARBHANGA	BENIPUR	Beha'a	47	N	N	N	N	N	Y	Y
UTTAR BIHAR GRAMIN BANK	7402	3	20-11-2023	DARBHANGA	BAHADURPUR	ANDAMA	48	N	N	N	N	N	Y	Y
UTTAR BIHAR GRAMIN BANK	7402	2	19-11-2023	DARBHANGA	ALINAGAR	Alinagar	47	N	N	N	N	N	Y	Y
UTTAR BIHAR GRAMIN BANK	7402	1	18-11-2023	DARBHANGA	GORA BOURAM	Aasi (Bauram)	52	N	N	N	N	N	Y	Y
UTTAR BIHAR GRAMIN BANK	7602	31	12-12-2023	SAHARSA	BANMA THARI	TELIWAHAT	43	N	N	N	N	N	Y	Y
UTTAR BIHAR GRAMIN BANK	7602	29	12-08-2023	SAHARSA	PATARGHAT	PATARGHAT	42	N	N	N	N	N	Y	Y
UTTAR BIHAR GRAMIN BANK	7602	26	12-08-2023	SAHARSA	SIMRI BAKHTIARP	BALUAHAT	41	N	N	N	N	N	Y	Y
UTTAR BIHAR GRAMIN BANK	7602	8	10-05-2023	SAHARSA	NAUHAITA	NAUHAITA	41	N	N	N	N	N	Y	Y
UTTAR BIHAR GRAMIN BANK	7602	13	08-11-2023	SAHARSA	SOUR BAZAR	CHANDAU SAMDA	44	N	N	N	N	N	Y	Y
UTTAR BIHAR GRAMIN BANK	7602	12	08-11-2023	SAHARSA	MAHISHI	TELWA	44	N	N	N	N	N	Y	Y
UTTAR BIHAR GRAMIN BANK	7602	10	08-11-2023	SAHARSA	SIMRI BAKHTIARP	SIMRI BAKHTIARP	44	N	N	N	N	N	Y	Y
UTTAR BIHAR GRAMIN BANK	7602	9	05-10-2023	SAHARSA	SAITAR	SAITAR	44	N	N	N	N	N	Y	Y
UTTAR BIHAR GRAMIN BANK	7602	24	07-12-2023	SAHARSA	MAHISHI	MAHISHI	44	N	N	N	N	N	Y	Y
UTTAR BIHAR GRAMIN BANK	7602	23	07-12-2023	SAHARSA	MAHRA	BARIAH	44	N	N	N	N	N	Y	Y
UTTAR BIHAR GRAMIN BANK	7602	22	07-12-2023	SAHARSA	SALKHUA	SALKHUA	44	N	N	N	N	N	Y	Y
UTTAR BIHAR GRAMIN BANK	7802	21	27-11-2023	PURNIA	SOUR BAZAR	SOUR BAZAR	44	N	N	N	N	N	Y	Y
UTTAR BIHAR GRAMIN BANK	7802	18	22-11-2023	PURNIA	MIRGANJ	MIRGANJ	78	N	N	N	N	N	Y	Y
UTTAR BIHAR GRAMIN BANK	7802	17	18-11-2023	PURNIA	Srinagar	SKOKHA	59	N	N	N	N	N	Y	Y
UTTAR BIHAR GRAMIN BANK	7802	16	13-11-2023	PURNIA	RANIPATRA	RANIPATRA	82	N	N	N	N	N	Y	Y
UTTAR BIHAR GRAMIN BANK	7802	14	10-12-2023	PURNIA	Rupajuli	MOHANPUR	84	N	N	N	N	N	Y	Y
UTTAR BIHAR GRAMIN BANK	7802	13	10-11-2023	PURNIA	BARSAUNI	BARSAUNI	49	N	N	N	N	N	Y	Y
UTTAR BIHAR GRAMIN BANK	7802	12	10-11-2023	PURNIA	DAGARIA	DAGARIA	63	N	N	N	N	N	Y	Y
UTTAR BIHAR GRAMIN BANK	7802	11	10-11-2023	PURNIA	DANGRAHA	DANGRAHA	92	N	N	N	N	N	Y	Y
UTTAR BIHAR GRAMIN BANK	7802	9	10-10-2023	PURNIA	BAHDURA	BAHDURA	89	N	N	N	N	N	Y	Y
UTTAR BIHAR GRAMIN BANK	7802	8	10-10-2023	PURNIA	GANESHPUR	GANESHPUR	82	N	N	N	N	N	Y	Y
UTTAR BIHAR GRAMIN BANK	7802	6	10-10-2023	PURNIA	MOHANPUR	MOHANPUR	65	N	N	N	N	N	Y	Y
UTTAR BIHAR GRAMIN BANK	7802	5	10-09-2023	PURNIA	RANIPATRA	RANIPATRA	67	N	N	N	N	N	Y	Y
UTTAR BIHAR GRAMIN BANK	8002	4	10-09-2023	PURNIA	MIRGANJ	MIRGANJ	72	N	N	N	N	N	Y	Y
UTTAR BIHAR GRAMIN BANK	8302	9	18-11-2023	ARARIA	BHARGAMA	BIRNAGAR	43	N	N	N	N	N	Y	Y
UTTAR BIHAR GRAMIN BANK	8302	8	23-11-2023	ARARIA	ARARIA	ZEROMILE	48	N	N	N	N	N	Y	Y
UTTAR BIHAR GRAMIN BANK	8302	7	17-10-2023	ARARIA	FORBESGANJ	PARWAHA	47	N	N	N	N	N	Y	Y
UTTAR BIHAR GRAMIN BANK	8302	6	10-12-2023	ARARIA	ARARIA	MADANPUR	65	N	N	N	N	N	Y	Y
UTTAR BIHAR GRAMIN BANK	8302	5	10-12-2023	ARARIA	ARARIA	TARAJUNA BHOJPUR	44	N	N	N	N	N	Y	Y
UTTAR BIHAR GRAMIN BANK	8302	4	10-09-2023	ARARIA	NARPATGANJ	SONAPUR	70	N	N	N	N	N	Y	Y
UTTAR BIHAR GRAMIN BANK	8302	3	13-10-2023	ARARIA	NARPATGANJ	BASMATIA	65	N	N	N	N	N	Y	Y
UTTAR BIHAR GRAMIN BANK	8302	2	16-11-2023	ARARIA	FORBESGANJ	ARAFIA	70	N	N	N	N	N	Y	Y
UTTAR BIHAR GRAMIN BANK	8302	1	22-11-2023	ARARIA	Jandaha	ARAFIA	60	N	N	N	N	N	Y	Y
UTTAR BIHAR GRAMIN BANK	8902	11	18-11-2023	Vaishali	Jandaha	Basampur	49	N	N	N	N	N	Y	Y
UTTAR BIHAR GRAMIN BANK	8902	10	16-11-2023	Vaishali	Patepur	Bradhia Turki	61	N	N	N	N	N	Y	Y
UTTAR BIHAR GRAMIN BANK	8902	9	25-11-2023	Vaishali	Bidupur	Kalyanpur	54	N	N	N	N	N	Y	Y
UTTAR BIHAR GRAMIN BANK	8902	8	18-11-2023	Vaishali	Bidupur	Chandpur Fatah	48	N	N	N	N	N	Y	Y
UTTAR BIHAR GRAMIN BANK	8902	7	13-11-2023	Vaishali	Patepur	Bhairokheda	48	N	N	N	N	N	Y	Y
UTTAR BIHAR GRAMIN BANK	8902	6	11-08-2023	Vaishali	Bidupur	Saidpur Ganeesh	55	N	N	N	N	N	Y	Y
UTTAR BIHAR GRAMIN BANK	8902	5	11-07-2023	Vaishali	Jandaha	Harprasad	48	N	N	N	N	N	Y	Y
UTTAR BIHAR GRAMIN BANK	8902	4	11-02-2023	Vaishali	Hijipur	Andharwara	40	N	N	N	N	N	Y	Y
UTTAR BIHAR GRAMIN BANK	8902	3	17-10-2023	Vaishali	Bhagwanpur	Sahtha	51	N	N	N	N	N	Y	Y
UTTAR BIHAR GRAMIN BANK	8902	2	10-10-2023	Vaishali	Bhagwanpur	Rohua	53	N	N	N	N	N	Y	Y
UTTAR BIHAR GRAMIN BANK	8902	1	10-04-2023	Vaishali	Jandaha	Bhan Borha	58	N	N	N	N	N	Y	Y

ANNEX III - PART B QUARTERLY REPORT ON CONDUCT OF TARGET GROUP SPECIFIC CAMPS BY FLCs : Annexure-2 Part(B) AS ON 31.12.2023

Bank Name	FLC Code	Sr. No. of Camp	Date of target specific camp (DD/MM/YYYY)	District	Block	Village	No Of Participants	Stakeholders present (Indicate Y/N)						Target Group Addressed (1. Farmers 2. Small Entrepreneurs 3. School Students 4. SHGs 5. Senior Citizen 6. Others)	
								LDM	DDM	DDM	Local Govt	NGO	BC		Others
STATE BANK OF INDIA	8301	1	09-10-2023	ARARIA	RANIGANJ	PURANIHAT	32	N	N	N	N	N	N	2	
STATE BANK OF INDIA	8301	2	10-10-2023	ARARIA	FORBESGANJ	BANSGARARAM/PUR.	50	Y	N	N	Y	N	N	1	
STATE BANK OF INDIA	8301	3	11-10-2023	ARARIA	ARARIA	RSETI	31	N	N	N	Y	N	N	4	
STATE BANK OF INDIA	8301	4	12-10-2023	ARARIA	RANIGANJ	BARBANNA	38	N	N	N	N	N	Y	2	
STATE BANK OF INDIA	8301	5	13-10-2023	ARARIA	RANIGANJ	BUSTORIA	43	N	N	N	Y	N	N	2	
STATE BANK OF INDIA	8301	6	02-11-2023	ARARIA	FORBESGANJ	RAMPUR SAUTH	61	N	N	N	N	Y	N	5	
STATE BANK OF INDIA	8301	7	04-11-2023	ARARIA	ARARIA	RSETI ARARIA	28	N	N	N	N	Y	N	4	
STATE BANK OF INDIA	8301	8	06-11-2023	ARARIA	ARARIA	RSETI	28	N	N	N	N	Y	N	4	
STATE BANK OF INDIA	8301	10	09-11-2023	ARARIA	KURSAKANTA	SHANKARPUR	35	Y	N	N	Y	N	N	5	
STATE BANK OF INDIA	8301	11	17-12-2023	ARARIA	RANIGANJ	BARBANNA	40	N	N	N	N	Y	N	1	
STATE BANK OF INDIA	8301	12	14-12-2023	ARARIA	ARARIA	RSETI ARARIA	30	N	N	N	Y	N	N	3	
STATE BANK OF INDIA	8301	13	18-12-2023	ARARIA	ARARIA	SHIVPURI	38	N	N	N	Y	N	N	3	
STATE BANK OF INDIA	8301	14	19-12-2023	ARARIA	ARARIA	BANSBARI	120	N	N	N	Y	Y	N	5	
STATE BANK OF INDIA	8301	15	21-12-2023	ARARIA	ARARIA	BAIRGACHHI	110	N	N	N	Y	Y	N	1	
STATE BANK OF INDIA	8301	9	08-11-2023	ARARIA	FORBESGANJ	HARIPUR	42	N	N	N	N	N	Y	N	2
STATE BANK OF INDIA	2081	75	09-10-2023	SUPAUL	SUPAUL	DIHTOLA	43	N	N	N	N	N	Y	N	2
STATE BANK OF INDIA	2081	76	10-10-2023	SUPAUL	SUPAUL	SUREKHA	45	N	N	N	N	N	Y	N	4
STATE BANK OF INDIA	2081	77	11-10-2023	SUPAUL	KISHANPUR	RATANPURA	51	N	N	N	N	Y	N	1	
STATE BANK OF INDIA	2081	78	12-10-2023	SUPAUL	SUPAUL	SURTIPATTI	39	N	N	N	N	Y	N	2	
STATE BANK OF INDIA	2081	79	13-10-2023	SUPAUL	KISHANPUR	MACHHURA	64	Y	N	N	N	N	Y	N	5
STATE BANK OF INDIA	2081	80	17-10-2023	SUPAUL	TRIBENIGANJ	KORIAPATTI	40	N	N	N	N	N	Y	N	4
STATE BANK OF INDIA	2081	81	18-10-2023	SUPAUL	SUPAUL	BAIRIA	49	N	N	N	N	N	Y	N	6
STATE BANK OF INDIA	2081	82	13-11-2023	SUPAUL	KISHANPUR	KHAKAI	45	N	N	N	N	N	Y	N	2
STATE BANK OF INDIA	2081	83	15-11-2023	SUPAUL	KISHANPUR	KEOTAPATTI	48	N	N	N	N	N	Y	N	2
STATE BANK OF INDIA	2081	84	17-11-2023	SUPAUL	KISHANPUR	SUKHASHAN	40	Y	N	N	N	N	N	N	5
STATE BANK OF INDIA	2081	85	20-11-2023	SUPAUL	RAGHOPUR	SIN/RAHI	44	Y	N	N	N	N	N	N	1
STATE BANK OF INDIA	2081	86	22-11-2023	SUPAUL	KISHANPUR	HARIJANTOLA	54	N	N	N	N	N	Y	N	6
STATE BANK OF INDIA	2081	87	23-11-2023	SUPAUL	GHATARPUR	KANJARA	50	Y	N	N	N	N	Y	N	2
STATE BANK OF INDIA	2081	88	25-11-2023	SUPAUL	RAGHOPUR	BAURAHA	47	N	N	N	N	N	Y	N	2
STATE BANK OF INDIA	2081	89	08-12-2023	SUPAUL	KISHANPUR	BALWA LAIGANJ	58	Y	N	N	N	N	N	Y	5
STATE BANK OF INDIA	2081	90	11-12-2023	SUPAUL	KISHANPUR	UTTAR KISHANPUR	50	N	N	N	N	N	Y	N	4
STATE BANK OF INDIA	2081	91	12-12-2023	SUPAUL	KISHANPUR	CHAUHATTA	52	Y	N	N	N	N	Y	N	6
STATE BANK OF INDIA	2081	92	13-12-2023	SUPAUL	KISHANPUR	ANDALI	49	N	N	N	N	N	Y	N	1
STATE BANK OF INDIA	2081	93	14-12-2023	SUPAUL	KISHANPUR	SUKHASHAN	66	Y	N	N	N	N	Y	N	2
STATE BANK OF INDIA	2081	94	15-12-2023	SUPAUL	KISHANPUR	MALARH	61	Y	N	N	N	N	Y	N	5
STATE BANK OF INDIA	2081	95	16-12-2023	SUPAUL	KISHANPUR	PARSA	53	Y	N	N	N	N	Y	N	4
STATE BANK OF INDIA	4701	96	05-10-2023	JAMUI	GIDHOUR	DHAMNA	70	Y	N	N	N	Y	N	N	4
STATE BANK OF INDIA	4701	97	10-10-2023	JAMUI	SIKNDRA	MIRZAGANJ	75	Y	N	N	N	N	Y	N	1
STATE BANK OF INDIA	4701	98	12-10-2023	JAMUI	JHAJHA	RAJLA	76	Y	N	N	N	N	Y	N	1
STATE BANK OF INDIA	4701	99	13-10-2023	JAMUI	ALIGANJ	SONKHAH	101	Y	N	N	N	N	Y	N	1
STATE BANK OF INDIA	4701	100	20-10-2023	JAMUI	SIKNDRA	HATHVABAR	69	Y	N	N	N	Y	N	N	1
STATE BANK OF INDIA	4701	101	26-10-2023	JAMUI	SIKNDRA	BAIYARPUR	61	Y	N	N	N	Y	N	N	6
STATE BANK OF INDIA	4701	102	03-11-2023	JAMUI	SONO	GORWA	61	Y	N	N	N	N	Y	N	1
STATE BANK OF INDIA	4701	103	09-11-2023	JAMUI	LAKMIPUR	AVANDEPUR	51	Y	Y	N	N	Y	N	N	6
STATE BANK OF INDIA	4701	104	15-11-2023	JAMUI	JHAJHA	CHARGHRWA	58	Y	N	N	N	N	N	N	1
STATE BANK OF INDIA	4701	105	22-11-2023	JAMUI	KHAIRA	BISANPUR	57	Y	N	N	N	N	N	N	1
STATE BANK OF INDIA	4701	106	23-11-2023	JAMUI	SIKNDRA	POHA	61	Y	N	N	N	N	N	N	1
STATE BANK OF INDIA	4701	107	29-11-2023	JAMUI	JHAJHA	KARHARA	70	Y	N	N	N	N	N	Y	6
STATE BANK OF INDIA	4701	108	02-12-2023	JAMUI	GIDHOUR	KAGESHWAR	61	Y	N	N	N	Y	N	N	4
STATE BANK OF INDIA	4701	109	08-12-2023	JAMUI	KHAIRA	DAHUA	40	Y	N	N	N	N	Y	N	1

ANNEX III- PART B
QUARTERLY REPORT ON CONDUCT OF TARGET GROUP SPECIFIC CAMPS BY FLCs - Annexure-2 Part(B)
AS ON 31.12.2023

Bank Name	FLC Code	Sr. No. of Camp	Date of target specific camp (DD/MM/YYYY)	District	Block	Village	No Of Participants	Stakeholders present (Indicate Y/N)										Target Group Addressed (1. Farmers 2. Small Entrepreneurs 3. School Students 4. SHGs 5. Senior Citizen 6. Others)
								LDM	DDM	LDO	Local Govt	NGO	BCI	Others				
STATE BANK OF INDIA	7601	119	13-11-2023	SAHARSA	SOUR BAZAR	SHARMA TOLA	56	N	N	N	Y	Y	Y	Y	Y	6		
STATE BANK OF INDIA	76C1	120	16-11-2023	SAHARSA	SOUR BAZAR	YADAV TOLA	69	Y	N	Y	Y	Y	Y	Y	Y	3		
STATE BANK OF INDIA	7601	121	23-11-2023	SAHARSA	KAHRA	PANDIT TOLA	46	Y	N	Y	Y	Y	Y	N	Y	1		
STATE BANK OF INDIA	7601	122	24-11-2023	SAHARSA	SAHARSA	RAM TOLA	70	N	Y	N	Y	Y	Y	Y	Y	1		
STATE BANK OF INDIA	7601	123	28-11-2023	SAHARSA	SIMRIBAKHT	DAS TOLA	35	N	N	N	Y	Y	Y	Y	Y	1		
STATE BANK OF INDIA	7601	124	29-11-2023	SAHARSA	SIMRIBAKHT	GOSAI TOLA	72	N	N	N	N	N	N	N	Y	1		
STATE BANK OF INDIA	7601	125	12-08-2023	SAHARSA	KAHRA	SHARMA TOLA	65	Y	N	N	N	N	N	N	Y	1		
STATE BANK OF INDIA	7601	126	12-12-2023	SAHARSA	KAHRA	MISTRY TOLA	26	N	N	Y	Y	Y	Y	Y	Y	5		
STATE BANK OF INDIA	7601	127	14-12-2023	SAHARSA	PATARGHAT	MUSHAHARI	75	N	Y	N	Y	Y	Y	Y	Y	4		
STATE BANK OF INDIA	7601	128	16-12-2023	SAHARSA	PATARGHAT	KAPSI	55	Y	N	N	Y	Y	Y	Y	Y	4		
STATE BANK OF INDIA	7801	129	18-12-2023	SAHARSA	KAHRA	YADAV TOLA	54	Y	N	N	N	N	N	N	Y	4		
STATE BANK OF INDIA	7801	36	04-12-2023	PURNEA	KRITYANAND NAGAR	CHAMPANAGAR	48	Y	N	N	N	N	N	N	N	4		
STATE BANK OF INDIA	7801	37	09-10-2023	PURNEA	BAISI	MANDEL	47	Y	N	N	N	N	N	N	N	2		
STATE BANK OF INDIA	7801	38	11-10-2023	PURNEA	BANMANKHI	RASARI-I	55	N	N	N	N	N	N	N	N	1		
STATE BANK OF INDIA	7801	39	12-12-2023	PURNEA	AMOUR	BELGACHI PALS	78	Y	N	N	N	N	N	N	Y	1		
STATE BANK OF INDIA	7801	40	19-10-2023	PURNEA	AMOUR	GHOJKA	56	Y	N	N	N	N	N	N	Y	3		
STATE BANK OF INDIA	7801	41	21-11-2023	PURNEA	AMOUR	GHOJKA	56	Y	N	N	N	N	N	N	Y	3		
STATE BANK OF INDIA	7801	42	22-11-2023	PURNEA	KRITYANAND NAGAR	BEGAMPUR KHATA	35	Y	N	N	N	N	N	N	Y	5		
STATE BANK OF INDIA	7801	43	23-11-2023	PURNEA	PURNEA EAST	POKHARIA	58	Y	N	N	N	N	N	N	Y	2		
STATE BANK OF INDIA	7801	44	24-11-2023	PURNEA	PURNEA EAST	ROUTA	56	Y	N	N	N	N	N	N	Y	5		
STATE BANK OF INDIA	7801	45	30-11-2023	PURNEA	RUPOLI	RUPOJU	61	N	Y	N	N	N	N	N	Y	4		
STATE BANK OF INDIA	7801	46	07-12-2023	PURNEA	DAGRUA	DAGRUA	42	Y	Y	N	N	N	N	N	N	2		
STATE BANK OF INDIA	7801	47	08-12-2023	PURNEA	DAGRUA	HARHELI	30	Y	Y	N	N	N	N	N	Y	1		
STATE BANK OF INDIA	7801	48	20-12-2023	PURNEA	DAGRUA	TALU	44	Y	Y	N	N	N	N	N	Y	2		
STATE BANK OF INDIA	7801	49	21-12-2023	PURNEA	DHAMDAHA	DAMDAHA RSETI	42	N	N	N	N	N	N	N	N	3		
STATE BANK OF INDIA	7801	50	22-12-2023	PURNEA	DHAMDAHA	DANGARA	108	N	N	N	N	N	N	N	Y	5		
STATE BANK OF INDIA	7801	51	23-12-2023	PURNEA	DHAMDAHA	CHIKNI DUMARIYA	40	Y	Y	N	N	N	N	N	Y	5		
STATE BANK OF INDIA	7801	52	26-12-2023	PURNEA	DHAMDAHA	DAMALI	67	Y	Y	N	N	N	N	N	Y	4		
STATE BANK OF INDIA	7801	53	28-12-2023	PURNEA	BARHARA KOTHI	ORLAHA	115	N	Y	N	N	N	N	N	Y	5		
CENTRAL BANK OF INDIA	5301	57	02-11-2023	PURNEA	BARHARA KOTHI	LAXMIPUR	60	N	N	N	N	N	N	N	Y	1		
CENTRAL BANK OF INDIA	5301	58	01-11-2023	EAST CHAMPARAN	Kotwa	KOTWA	60	Y	N	N	N	N	N	N	Y	1		
CENTRAL BANK OF INDIA	5301	59	18-10-2023	EAST CHAMPARAN	Mothari	BANKATWA	6)	Y	N	N	N	N	N	N	Y	4		
CENTRAL BANK OF INDIA	5301	60	13-10-2023	EAST CHAMPARAN	Ateraj	Ateraj	6)	Y	N	N	N	N	N	N	Y	4		
CENTRAL BANK OF INDIA	5301	61	11-10-2023	EAST CHAMPARAN	Harsidhi	HARSIDHI	6)	Y	N	N	N	N	N	N	Y	1		
CENTRAL BANK OF INDIA	5301	62	07-10-2023	EAST CHAMPARAN	Ghorasahan	GHORASAHAN	60	Y	N	N	N	N	N	N	Y	2		
CENTRAL BANK OF INDIA	5301	63	06-10-2023	EAST CHAMPARAN	Raxaul	Raxaul Block Ca	60	Y	N	N	N	N	N	N	Y	5		
CENTRAL BANK OF INDIA	5301	64	04-11-2023	EAST CHAMPARAN	Adapur	SHYAMPUR	60	Y	N	N	N	N	N	N	Y	6		
CENTRAL BANK OF INDIA	5301	65	03-11-2023	EAST CHAMPARAN	Mothari	banjaraya	60	Y	N	N	N	N	N	N	Y	6		
CENTRAL BANK OF INDIA	5301	66	12-10-2023	EAST CHAMPARAN	Ateraj	ARERAJ	60	Y	N	N	N	N	N	N	Y	3		
CENTRAL BANK OF INDIA	5401	67	03-10-2023	EAST CHAMPARAN	Banjaria	banjaraya	60	Y	N	N	N	N	N	N	Y	4		
CENTRAL BANK OF INDIA	5401	49	30-11-2023	MADHUBANI	Mothari	banjaraya	60	Y	N	N	N	N	N	N	Y	2		
CENTRAL BANK OF INDIA	5401	50	12-01-2023	MADHUBANI	RAJNAGAR	MANGRALUNI	10	Y	N	N	N	N	N	N	Y	1		
CENTRAL BANK OF INDIA	5401	51	12-02-2023	MADHUBANI	JHANJHARPUR	SLAKHET	15	Y	N	N	N	N	N	N	Y	5		
CENTRAL BANK OF INDIA	5701	52	10-10-2023	Siwan	LAKUHI	NARAHYA	18	Y	N	N	N	N	N	N	Y	4		
CENTRAL BANK OF INDIA	5701	53	27-10-2023	Siwan	Andar	Dabbari	20	Y	N	N	N	N	N	N	Y	2		
CENTRAL BANK OF INDIA	5701	54	07-11-2023	Siwan	Hasanpura	Ussri	25	Y	N	N	N	N	N	N	Y	2		
CENTRAL BANK OF INDIA	5701	55	09-11-2023	Siwan	Hussainganj	Garar	22	Y	N	N	N	N	N	N	Y	2		
CENTRAL BANK OF INDIA	5701	56	19-12-2023	Siwan	Barharia	Lakdi	20	Y	N	N	N	N	N	N	Y	1		
CENTRAL BANK OF INDIA	6201	24	12-12-2023	MUZAFFARPUR	Raghuathpur	Sultanpur	25	Y	N	N	N	N	N	N	Y	1		
CENTRAL BANK OF INDIA	6201	25	13-12-2023	MUZAFFARPUR	Kurthani	Rajla	22	Y	N	N	N	N	N	N	Y	1		
CENTRAL BANK OF INDIA	6201	25	13-12-2023	MUZAFFARPUR	Musahari	Raghuathpur kh	20	Y	N	N	N	N	N	N	Y	1		

ANNEX III- PART B

QUARTERLY REPORT ON CONDUCT OF TARGET GROUP SPECIFIC CAMPS BY FLCs : Annexure-2, Part(B)
AS ON 31.12.2023

Bank Name	FLC Code	Sr. No. of Camp	Date of target specific camp (DD/MM/YYYY)	District	Block	Village	No Of Participants	Stakeholders present (Indicate Y/N)							Target Group Addressed (1. Farmers 2. Small Entrepreneurs 3. School Students 4. SHGs 5. Senior Citizen 6. Others)				
								LDM	DDM	LDO	Local Govt	NGO	SC	Others	1	2	3	4	5
STATE BANK OF INDIA	7601	119	13-11-2023	SAHARSA	SOUR BAZAR	SHARMA TOLA	56	N	N	N	Y	Y	Y	Y	Y	Y	6		
STATE BANK OF INDIA	7601	120	16-11-2023	SAHARSA	SOUR BAZAR	YADAV TOLA	69	Y	N	Y	Y	Y	Y	Y	Y	Y	3		
STATE BANK OF INDIA	7601	121	23-11-2023	SAHARSA	KAHRA	PANDIT TOLA	46	N	N	N	Y	Y	Y	Y	N	N	1		
STATE BANK OF INDIA	7601	122	24-11-2023	SAHARSA	KAHRA	RAM TOLA	70	N	Y	N	Y	Y	Y	Y	Y	Y	1		
STATE BANK OF INDIA	7601	123	28-11-2023	SAHARSA	SIMRIBAKHT	DAS TOLA	35	N	N	N	Y	Y	Y	Y	Y	Y	1		
STATE BANK OF INDIA	7601	124	29-11-2023	SAHARSA	SIMRIBAKHT	GOSAI TOLA	77	N	N	N	N	N	N	N	N	N	1		
STATE BANK OF INDIA	7601	125	12-08-2023	SAHARSA	KAHRA	SHARMA TOLA	61	Y	N	N	N	N	N	N	N	N	1		
STATE BANK OF INDIA	7601	126	12-12-2023	SAHARSA	KAHRA	MISTRY TOLA	21	N	N	Y	Y	Y	Y	Y	Y	Y	5		
STATE BANK OF INDIA	7601	127	14-12-2023	SAHARSA	PATARGHAT	MUSHAHARI	73	N	Y	N	Y	Y	Y	Y	Y	Y	4		
STATE BANK OF INDIA	7601	128	16-12-2023	SAHARSA	PATARGHAT	KAPSA	55	Y	N	N	Y	Y	Y	Y	Y	Y	4		
STATE BANK OF INDIA	7601	129	18-12-2023	SAHARSA	KAHRA	YADAV TOLA	51	N	N	N	Y	Y	Y	Y	Y	Y	4		
STATE BANK OF INDIA	7801	36	04-12-2023	PURNEA	KRITYANAND NAGA	CHAMPANAGAR	48	Y	N	N	N	N	N	N	N	N	2		
STATE BANK OF INDIA	7801	37	09-10-2023	PURNEA	BAISI	MANDEL	47	Y	N	N	N	N	N	N	N	N	1		
STATE BANK OF INDIA	7801	38	11-10-2023	PURNEA	BANMANIKHI	RASARH	55	N	N	N	N	N	N	N	N	N	5		
STATE BANK OF INDIA	7801	39	12-12-2023	PURNEA	AMOUR	BELGACHI PALSIA	78	Y	N	N	N	N	N	N	N	N	3		
STATE BANK OF INDIA	7801	40	15-10-2023	PURNEA	AMOUR	CHOUKA	56	Y	N	N	N	N	N	N	N	N	3		
STATE BANK OF INDIA	7801	41	21-11-2023	PURNEA	KRITYANAND NAGA	BEGAMPUR KHATA	35	Y	N	N	N	N	N	N	N	N	5		
STATE BANK OF INDIA	7801	42	22-11-2023	PURNEA	PURNEA EAST	POKHARIA	58	Y	N	N	N	N	N	N	N	N	2		
STATE BANK OF INDIA	7801	43	23-11-2023	PURNEA	PURNEA EAST	ROUTA	61	N	Y	N	N	N	N	N	N	N	4		
STATE BANK OF INDIA	7801	44	24-11-2023	PURNEA	PURNEA EAST	RUPOULI	61	N	Y	N	N	N	N	N	N	N	2		
STATE BANK OF INDIA	7801	45	30-11-2023	PURNEA	PURNEA EAST	DAGRUWA	42	Y	Y	N	N	N	N	N	N	N	1		
STATE BANK OF INDIA	7801	46	07-12-2023	PURNEA	DAGRUWA	HARKHELI	30	Y	Y	N	N	N	N	N	N	N	2		
STATE BANK OF INDIA	7801	47	08-12-2023	PURNEA	DAGRUWA	TAJUI	44	Y	Y	N	N	N	N	N	N	N	2		
STATE BANK OF INDIA	7801	48	20-12-2023	PURNEA	DHAMDHAHA	DHAMDHAHA RSETI	42	N	N	N	N	N	N	N	N	N	3		
STATE BANK OF INDIA	7801	49	21-12-2023	PURNEA	DHAMDHAHA	DAMGARA	108	N	N	N	N	N	N	N	N	N	5		
STATE BANK OF INDIA	7801	50	22-12-2023	PURNEA	DHAMDHAHA	CHIKNI DUMARIYA	40	Y	Y	N	N	N	N	N	N	N	5		
STATE BANK OF INDIA	7801	51	23-12-2023	PURNEA	DHAMDHAHA	DAMALI	67	Y	Y	N	N	N	N	N	N	N	4		
STATE BANK OF INDIA	7801	52	26-12-2023	PURNEA	DHAMDHAHA	ORLAHA	115	N	Y	N	N	N	N	N	N	N	5		
STATE BANK OF INDIA	7801	53	28-12-2023	PURNEA	BARHARA KOTHI	LAXMIPUR	60	N	N	N	N	N	N	N	N	N	1		
CENTRAL BANK OF INDIA	5301	57	02-11-2023	EAST CHAMPA	KATWA	KOTWA	60	Y	N	N	N	N	N	N	N	N	4		
CENTRAL BANK OF INDIA	5301	58	01-11-2023	EAST CHAMPA	Mothhari	BANKATWA	60	Y	N	N	N	N	N	N	N	N	4		
CENTRAL BANK OF INDIA	5301	59	18-10-2023	EAST CHAMPA	Areraj	Areraj	60	Y	N	N	N	N	N	N	N	N	1		
CENTRAL BANK OF INDIA	5301	60	13-10-2023	EAST CHAMPA	Haridih	HARSIDHI	60	Y	N	N	N	N	N	N	N	N	2		
CENTRAL BANK OF INDIA	5301	61	11-10-2023	EAST CHAMPA	Ghorasathan	GHORASAHAN	60	Y	N	N	N	N	N	N	N	N	5		
CENTRAL BANK OF INDIA	5301	62	07-10-2023	EAST CHAMPA	Raxaul	Raxaul Block Ca	60	Y	N	N	N	N	N	N	N	N	6		
CENTRAL BANK OF INDIA	5301	63	06-10-2023	EAST CHAMPA	Adapur	SHYAMPUR	60	Y	N	N	N	N	N	N	N	N	6		
CENTRAL BANK OF INDIA	5301	64	04-11-2023	EAST CHAMPA	Mothhari	banjarlya	60	Y	N	N	N	N	N	N	N	N	3		
CENTRAL BANK OF INDIA	5301	66	03-11-2023	EAST CHAMPA	Areraj	Areraj	60	Y	N	N	N	N	N	N	N	N	4		
CENTRAL BANK OF INDIA	5301	67	12-10-2023	EAST CHAMPA	Banjarlia	banjarlya	60	Y	N	N	N	N	N	N	N	N	2		
CENTRAL BANK OF INDIA	5401	49	03-10-2023	MADHUBANI	Mothhari	banjarlya	60	Y	N	N	N	N	N	N	N	N	1		
CENTRAL BANK OF INDIA	5401	50	30-11-2023	MADHUBANI	RAJNAGAR	MANGRAJUNI	15	Y	N	N	N	N	N	N	N	N	5		
CENTRAL BANK OF INDIA	5401	51	12-01-2023	MADHUBANI	JHANUHARPUR	SUKHET	18	Y	N	N	N	N	N	N	N	N	4		
CENTRAL BANK OF INDIA	5701	52	10-10-2023	SIWAN	Andar	NARAHYA	20	Y	N	N	N	N	N	N	N	N	2		
CENTRAL BANK OF INDIA	5701	53	27-10-2023	SIWAN	Hasanpura	Dahbari	25	Y	N	N	N	N	N	N	N	N	2		
CENTRAL BANK OF INDIA	5701	54	07-11-2023	SIWAN	Hussainganj	Usri	22	Y	N	N	N	N	N	N	N	N	1		
CENTRAL BANK OF INDIA	5701	55	09-11-2023	SIWAN	Barbaria	Garar	20	Y	N	N	N	N	N	N	N	N	1		
CENTRAL BANK OF INDIA	5701	56	19-12-2023	SIWAN	MUZAFFARPUR	Sultanpur	25	Y	N	N	N	N	N	N	N	N	1		
CENTRAL BANK OF INDIA	6201	24	12-12-2023	MUZAFFARPUR	Kurhani	Raila	22	Y	N	N	N	N	N	N	N	N	1		
CENTRAL BANK OF INDIA	6201	25	13-12-2023	MUZAFFARPUR	Musahari	Raghatnathpur Kh	20	Y	N	N	N	N	N	N	N	N	1		

AVINEX III- PART B
QUARTERLY REPORT ON CONDUCT OF TARGET GROUP SPECIFIC CAMPS BY FLCs : Annexure-2 Part(B)
AS ON 31.12.2023

Bank Name	FLC Code	Sr. No. of Camp	Date of target specific camp (DD/MM/YYYY)	District	Block	Village	No Of Participants	Stakeholders present (Indicate Y/N)										Target Group Addressed (1. Farmers 2. Small Entrepreneurs 3. School Students 4. SHGs 5. Senior Citizen 6. Others)
								LDM	DDM	LDO	Local Govt	NSO	SC	Others				
CENTRAL BANK OF INDIA	6201	26	14-12-2023	MUZAFFARPUR	Bochaha	Anma	21	Y	N	N	N	N	N	N	Y	Y	1	
CENTRAL BANK OF INDIA	6201	27	14-12-2023	MUZAFFARPUR	Aurai	Hallimpur	20	Y	N	N	N	N	N	N	Y	Y	5	
CENTRAL BANK OF INDIA	6201	28	15-12-2023	MUZAFFARPUR	Kurhani	Kishunpur Mohin	24	Y	N	N	N	N	N	N	Y	Y	4	
CENTRAL BANK OF INDIA	6201	29	18-12-2023	MUZAFFARPUR	Minapur	Panapur	22	Y	N	N	N	N	N	N	Y	Y	2	
CENTRAL BANK OF INDIA	6201	30	18-12-2023	MUZAFFARPUR	Kurhani	Chajan	22	Y	N	N	N	N	N	N	Y	Y	2	
CENTRAL BANK OF INDIA	6201	31	20-12-2023	MUZAFFARPUR	Bochaha	Beral	21	Y	N	N	N	N	N	N	Y	Y	2	
CENTRAL BANK OF INDIA	6201	32	26-12-2023	MUZAFFARPUR	Kurhani	Turki	28	Y	N	N	N	N	N	N	Y	Y	1	
CENTRAL BANK OF INDIA	6301	33	27-12-2023	MUZAFFARPUR	Aurai	MATHANI	22	Y	N	N	N	N	N	N	Y	Y	1	
CENTRAL BANK OF INDIA	6301	2	06-10-2023	GOPALGANJ	SIDHWALIYA	SIDHWALIYA	32	Y	N	N	N	N	N	N	Y	Y	2	
CENTRAL BANK OF INDIA	6301	3	06-10-2023	GOPALGANJ	BARAULI	BARAULI	50	Y	N	N	N	N	N	N	Y	Y	1	
CENTRAL BANK OF INDIA	6301	4	07-10-2023	GOPALGANJ	MANUHAGARH	DHARAMPARSHA	20	Y	N	N	N	N	N	N	Y	Y	1	
CENTRAL BANK OF INDIA	6301	5	02-11-2023	GOPALGANJ	MANUHAGARH	PIPPA	41	Y	N	N	N	N	N	N	Y	Y	4	
CENTRAL BANK OF INDIA	6301	6	02-11-2023	GOPALGANJ	BAIKUNTHPUR	DHARAM/BARI	45	Y	N	N	N	N	N	N	Y	Y	4	
CENTRAL BANK OF INDIA	6301	7	02-11-2023	GOPALGANJ	KULHAIKOTE	MAHUWA	48	Y	N	N	N	N	N	N	Y	Y	1	
CENTRAL BANK OF INDIA	6301	8	03-11-2023	GOPALGANJ	BAIKUNTHPUR	SAFIYABAD	35	Y	N	N	N	N	N	N	Y	Y	2	
CENTRAL BANK OF INDIA	6301	9	03-11-2023	GOPALGANJ	BARAULI	FAJULALHPUR	38	Y	N	N	N	N	N	N	Y	Y	6	
CENTRAL BANK OF INDIA	6301	10	11-12-2023	GOPALGANJ	MANUHAGARH	JAGARMATHA	51	Y	N	N	N	N	N	N	Y	Y	6	
CENTRAL BANK OF INDIA	6301	11	11-12-2023	GOPALGANJ	THAVE	BAGAHA	52	Y	N	N	N	N	N	N	Y	Y	3	
CENTRAL BANK OF INDIA	6301	12	18-12-2023	GOPALGANJ	BARAULI	BATARDEH	42	Y	N	N	N	N	N	N	Y	Y	1	
CENTRAL BANK OF INDIA	6401	13	18-12-2023	GOPALGANJ	MANUHAGARH	BANGRA	38	Y	N	N	N	N	N	N	Y	Y	1	
CENTRAL BANK OF INDIA	6401	14	17-05-2023	West Champaran	Narkatiya	Poraraha	25	Y	N	N	N	N	N	N	Y	Y	1	
CENTRAL BANK OF INDIA	6401	15	23-06-2023	West Champaran	Narkatiya	Narkatiya	22	Y	N	N	N	N	N	N	Y	Y	1	
CENTRAL BANK OF INDIA	6401	16	07-05-2023	West Champaran	Majhaliya	Mohadipur	18	Y	N	N	N	N	N	N	Y	Y	5	
CENTRAL BANK OF INDIA	6401	17	20-07-2023	West Champaran	Rammagar	Dhokarana	25	Y	N	N	N	N	N	N	Y	Y	4	
CENTRAL BANK OF INDIA	6401	18	08-12-2023	West Champaran	Jagapatti	Jogapatti	24	Y	N	N	N	N	N	N	Y	Y	2	
CENTRAL BANK OF INDIA	6401	19	09-12-2023	West Champaran	Lauriya	Brundavan	26	Y	N	N	N	N	N	N	Y	Y	2	
CENTRAL BANK OF INDIA	6401	20	22-09-2023	West Champaran	Champatiya	Mathiya	30	Y	N	N	N	N	N	N	Y	Y	2	
CENTRAL BANK OF INDIA	6401	21	10-06-2023	West Champaran	Betiash	Banuchhappar	28	Y	N	N	N	N	N	N	Y	Y	1	
CENTRAL BANK OF INDIA	6401	22	30-10-2023	West Champaran	Baliya	Tachwa	20	Y	N	N	N	N	N	N	Y	Y	1	
CENTRAL BANK OF INDIA	7101	23	11-03-2023	KATHAR	Nurain	Dhumnagar	22	Y	N	N	N	N	N	N	Y	Y	1	
CENTRAL BANK OF INDIA	7101	34	10-03-2023	KATHAR	KORHA	CHARKHI	33	Y	N	N	N	N	N	N	Y	Y	1	
CENTRAL BANK OF INDIA	7101	35	10-06-2023	KATHAR	FLKA	SALEHPUR	35	Y	N	N	N	N	N	N	Y	Y	1	
CENTRAL BANK OF INDIA	7101	36	10-07-2023	KATHAR	PRANPUR	KURETHA	35	Y	N	N	N	N	N	N	Y	Y	4	
CENTRAL BANK OF INDIA	7101	37	10-09-2023	KATHAR	KADWA	KUMHARI	35	Y	N	N	N	N	N	N	Y	Y	4	
CENTRAL BANK OF INDIA	7101	38	13-10-2023	KATHAR	FALKA	SOTIPAR	35	Y	N	N	N	N	N	N	Y	Y	4	
CENTRAL BANK OF INDIA	7101	39	14-10-2023	KATHAR	BAURAMPUR	TELA	34	Y	N	N	N	N	N	N	Y	Y	2	
CENTRAL BANK OF INDIA	7101	40	17-10-2023	KATHAR	MANSAGANJ	RAMPUR	34	Y	N	N	N	N	N	N	Y	Y	5	
CENTRAL BANK OF INDIA	7101	41	25-10-2023	KATHAR	MANSAGANJ	FULHARA	34	Y	N	N	N	N	N	N	Y	Y	6	
CENTRAL BANK OF INDIA	7101	42	11-02-2023	KATHAR	KORHA	MUSAPUR	35	Y	N	N	N	N	N	N	Y	Y	6	
CENTRAL BANK OF INDIA	7101	43	11-06-2023	KATHAR	AMDABAD	ROSHNA	33	Y	N	N	N	N	N	N	Y	Y	3	
CENTRAL BANK OF INDIA	7101	44	21-11-2023	KATHAR	MANIHARI	NARAYANPUR	35	Y	N	N	N	N	N	N	Y	Y	6	
CENTRAL BANK OF INDIA	7101	45	23-11-2023	KATHAR	KATHAR	RAMPARA	35	Y	N	N	N	N	N	N	Y	Y	3	
CENTRAL BANK OF INDIA	7101	46	29-11-2023	KATHAR	PRANPUR	MAWABGANJ	35	Y	N	N	N	N	N	N	Y	Y	1	
CENTRAL BANK OF INDIA	7101	47	27-11-2023	KATHAR	PRANPUR	BUDHINAGAR	35	Y	N	N	N	N	N	N	Y	Y	1	
CENTRAL BANK OF INDIA	7101	48	12-08-2023	KATHAR	KORHA	MUSAPUR	35	Y	N	N	N	N	N	N	Y	Y	1	
PUNJAB NATIONAL BANK	3701	71	05-04-2023	KAIMUR	RAMGARH	PIPPA	61	Y	Y	Y	Y	Y	Y	Y	Y	Y	4	
PUNJAB NATIONAL BANK	3701	72	12-04-2023	KAIMUR	BHAGWANPUR	KASER	68	Y	Y	Y	Y	Y	Y	Y	Y	Y	1	
PUNJAB NATIONAL BANK	3701	73	18-04-2023	KAIMUP	RAMPUR	JALALPUR	67	Y	Y	Y	Y	Y	Y	Y	Y	Y	1	
PUNJAB NATIONAL BANK	3701	74	29-04-2023	KAIMUR	BHABUA	MAHUWARI	59	Y	Y	Y	Y	Y	Y	Y	Y	Y	4	

ANNEX III- PART B
QUARTERLY REPORT ON CONDUCT OF TARGET GROUP SPECIFIC CAMPS BY FLCs - Annexure-2 Part(B)
AS ON 31.12.2023

Bank Name	FLC Code	Sr. No. of Camp	Date of target specific camp (DD/MM/YYYY)	District	Block	Village	No. of Participants	Stakeholders present (Indicate Y/N)							Target Group Addressed (1. Farmers 2. Small Entrepreneurs 3. School Students 4. SHGs 5. Senior Citizen 6. Others)	
								LDM	DDM	LDO	Local Govt	NGO	BC	Others		
PUNJAB NATIONAL BANK	3701	75	04-05-2023	KAIMUR	BHAGWANPUR	MOKARAM PACHHIM	68	Y	Y	Y	Y	Y	Y	Y	Y	1
PUNJAB NATIONAL BANK	3701	76	16-05-2023	KAIMUR	BHABUA	BARKAKIR	67	Y	Y	Y	Y	Y	Y	Y	Y	4
PUNJAB NATIONAL BANK	3701	77	25-05-2023	KAIMUR	CHAND	PAURA	59	Y	Y	Y	Y	Y	Y	Y	Y	1
PUNJAB NATIONAL BANK	3701	78	05-06-2023	KAIMUR	MOHANIA	ANWARI (CT)	68	Y	Y	Y	Y	Y	Y	Y	Y	4
PUNJAB NATIONAL BANK	3701	79	14-06-2023	KAIMUR	CHAIMPUR	AWNKHARA	67	Y	Y	Y	Y	Y	Y	Y	Y	4
PUNJAB NATIONAL BANK	3701	80	21-05-2023	KAIMUR	CHAIMPUR	FAKHRABAD	51	Y	Y	Y	Y	Y	Y	Y	Y	4
PUNJAB NATIONAL BANK	3701	81	30-06-2023	KAIMUR	BHABUA	MAHUAT	57	Y	Y	Y	Y	Y	Y	Y	Y	4
PUNJAB NATIONAL BANK	4501	26	03-10-2023	BUXAR	SIMRI	MAJHWARI	68	Y	Y	Y	Y	Y	Y	Y	Y	1
PUNJAB NATIONAL BANK	4501	27	12-10-2023	BUXAR	KESTHI	KESHOPUR	55	Y	Y	Y	Y	Y	Y	Y	Y	4
PUNJAB NATIONAL BANK	4501	28	18-10-2023	BUXAR	SIMRI	KESTHI	59	Y	Y	Y	Y	Y	Y	Y	Y	4
PUNJAB NATIONAL BANK	4501	29	30-10-2023	BUXAR	NAWANAGAR	BELAHRI	61	Y	Y	Y	Y	Y	Y	Y	Y	4
PUNJAB NATIONAL BANK	4501	30	30-10-2023	BUXAR	DUMRAON	LAKHAN DEHRA	68	Y	Y	Y	Y	Y	Y	Y	Y	3
PUNJAB NATIONAL BANK	4501	31	03-11-2023	BUXAR	SIMRI	NEVAZIPUR	45	Y	Y	Y	Y	Y	Y	Y	Y	1
PUNJAB NATIONAL BANK	4501	32	16-11-2023	BUXAR	BARHAMPUR	JOGIA	48	Y	Y	Y	Y	Y	Y	Y	Y	4
PUNJAB NATIONAL BANK	4501	33	16-11-2023	BUXAR	DUMRAON	BHOJPUR JAD'D	58	Y	Y	Y	Y	Y	Y	Y	Y	1
PUNJAB NATIONAL BANK	4501	34	23-11-2023	BUXAR	ITARHI	NARAYANPUR	57	Y	Y	Y	Y	Y	Y	Y	Y	4
PUNJAB NATIONAL BANK	4501	35	29-11-2023	BUXAR	CHALUSA	CHALUSA	51	Y	Y	Y	Y	Y	Y	Y	Y	1
PUNJAB NATIONAL BANK	4501	36	14-12-2023	BUXAR	BUXAR	HIRAULI	65	Y	Y	Y	Y	Y	Y	Y	Y	4
PUNJAB NATIONAL BANK	4501	37	15-12-2023	BUXAR	BUXAR	CHURAMANPUR	68	Y	Y	Y	Y	Y	Y	Y	Y	4
PUNJAB NATIONAL BANK	4501	38	21-12-2023	BUXAR	SIMRI	BUXAR (MAGAR PA	59	Y	Y	Y	Y	Y	Y	Y	Y	4
PUNJAB NATIONAL BANK	4501	39	26-12-2023	BUXAR	RAJPUR	DHANSO	48	Y	Y	Y	Y	Y	Y	Y	Y	4
PUNJAB NATIONAL BANK	4501	40	30-12-2023	BUXAR	CHALUSA	SARENJA	52	Y	Y	Y	Y	Y	Y	Y	Y	4
PUNJAB NATIONAL BANK	5102	95	04-10-2023	NALANDA	KARAI PARSURAI	ASTHAWAN	67	Y	Y	Y	Y	Y	Y	Y	Y	4
PUNJAB NATIONAL BANK	5102	96	12-10-2023	NALANDA	BIHAR	BIHARSHARIF	57	Y	Y	Y	Y	Y	Y	Y	Y	3
PUNJAB NATIONAL BANK	5102	97	19-10-2023	NALANDA	ISLAMPUR	ISLAMPUR	51	Y	Y	Y	Y	Y	Y	Y	Y	4
PUNJAB NATIONAL BANK	5102	98	14-11-2023	NALANDA	KARAI PARSURAI	MUZAFFARPUR	65	Y	Y	Y	Y	Y	Y	Y	Y	1
PUNJAB NATIONAL BANK	5102	99	10-11-2023	NALANDA	EKANGARSARAI	MEGHI NONGAWAN	68	Y	Y	Y	Y	Y	Y	Y	Y	1
PUNJAB NATIONAL BANK	5102	100	17-11-2023	NALANDA	BIHAR	KESHOPUR	59	Y	Y	Y	Y	Y	Y	Y	Y	1
PUNJAB NATIONAL BANK	5102	101	28-11-2023	NALANDA	KARAI PARSURAI	TAINIPUR	48	Y	Y	Y	Y	Y	Y	Y	Y	4
PUNJAB NATIONAL BANK	5102	102	04-12-2023	NALANDA	KARAI PARSURAI	GANGAURA	67	Y	Y	Y	Y	Y	Y	Y	Y	1
PUNJAB NATIONAL BANK	5102	103	15-12-2023	NALANDA	RAJUR	CHHABILAPUR	49	Y	Y	Y	Y	Y	Y	Y	Y	4
PUNJAB NATIONAL BANK	5102	104	19-12-2023	NALANDA	EKANGARSARAI	OP	61	Y	Y	Y	Y	Y	Y	Y	Y	4
PUNJAB NATIONAL BANK	5102	105	27-12-2023	NALANDA	PARBALPUR	PIUCH	63	Y	Y	Y	Y	Y	Y	Y	Y	4
PUNJAB NATIONAL BANK	5201	17	03-10-2023	BHOJPUR	SHARHUR	KASAP	45	Y	Y	Y	Y	Y	Y	Y	Y	3
PUNJAB NATIONAL BANK	5201	18	13-10-2023	BHOJPUR	BARHARA	SINHA	48	Y	Y	Y	Y	Y	Y	Y	Y	4
PUNJAB NATIONAL BANK	5201	19	25-10-2023	BHOJPUR	BARHARA	LAJHAR	58	Y	Y	Y	Y	Y	Y	Y	Y	4
PUNJAB NATIONAL BANK	5201	20	03-11-2023	BHOJPUR	BARHARA	BAKHORAPUR	57	Y	Y	Y	Y	Y	Y	Y	Y	4
PUNJAB NATIONAL BANK	5201	21	15-11-2023	BHOJPUR	AGIAON	RATNARH	51	Y	Y	Y	Y	Y	Y	Y	Y	1
PUNJAB NATIONAL BANK	5201	22	28-11-2023	BHOJPUR	KOILWAR	BHOPATPUR	65	Y	Y	Y	Y	Y	Y	Y	Y	1
PUNJAB NATIONAL BANK	5201	23	04-12-2023	BHOJPUR	SHARHUR	LALU AHIR KA DE	59	Y	Y	Y	Y	Y	Y	Y	Y	4
PUNJAB NATIONAL BANK	5201	24	15-12-2023	BHOJPUR	GARHANI	DHAMANIAN	68	Y	Y	Y	Y	Y	Y	Y	Y	1
PUNJAB NATIONAL BANK	5201	25	27-12-2023	BHOJPUR	UDWANT NAGAR	BIBIGANJ	62	Y	Y	Y	Y	Y	Y	Y	Y	1
PUNJAB NATIONAL BANK	5801	1	05-10-2023	AURANGABANARDIGANJ	AMARPURA	AMARPURA	68	Y	Y	Y	Y	Y	Y	Y	Y	1
PUNJAB NATIONAL BANK	5801	2	11-10-2023	AURANGABANARDIGANJ	WARISALIGANI (N	WARISALIGANI (N	59	Y	Y	Y	Y	Y	Y	Y	Y	1
PUNJAB NATIONAL BANK	5801	3	16-10-2023	AURANGABA AKBARPUR	BAREW	BAREW	48	Y	Y	Y	Y	Y	Y	Y	Y	4
PUNJAB NATIONAL BANK	5801	4	21-10-2023	AURANGABA AKBARPUR	MALIPUR	MALIPUR	67	Y	Y	Y	Y	Y	Y	Y	Y	4
PUNJAB NATIONAL BANK	5801	5	25-10-2023	AURANGABA GOBINDPUR	SUGHARI	SUGHARI	52	Y	Y	Y	Y	Y	Y	Y	Y	1
PUNJAB NATIONAL BANK	5801	6	04-11-2023	AURANGABA GOBINDPUR	BAKSOTI	BAKSOTI	56	Y	Y	Y	Y	Y	Y	Y	Y	4
PUNJAB NATIONAL BANK	5801	7	10-11-2023	AURANGABANAWADA	ORAINA	ORAINA	62	Y	Y	Y	Y	Y	Y	Y	Y	4
PUNJAB NATIONAL BANK	5801	8	15-11-2023	AURANGABANARDIGANJ	SOKHODEWARA	SOKHODEWARA	52	Y	Y	Y	Y	Y	Y	Y	Y	4

ANNEX III- PART B
QUARTERLY REPORT ON CONDUCT OF TARGET GROUP SPECIFIC CAMPS BY FLCs : Annexure-2 Part(B)
AS ON 31-12-2023

Bank Name	FLC Code	Sr. No. of Camp	Date of target specific camp (DD/MM/YYYY)	District	Block	Village	No Of Participants	Stakeholders present (Ind case Y/N)							Target Group Addressed (1. Farmers 2. Small Entrepreneurs 3. School Students 4. SHGs 5. Senior Citizen 6. Others)	
								LDM	DDM	LDO	Local Govt	NGO	BC	Others		
PUNJAB NATIONAL BANK	5801	9	21-11-2023	AURANGABAD	AKBARPUR	KULINA	49	Y	Y	Y	Y	Y	Y	Y	Y	4
PUNJAB NATIONAL BANK	5801	10	29-11-2023	AURANGABAD	NAWADA	BHADAUNI (CT)	61	Y	Y	Y	Y	Y	Y	Y	Y	4
PUNJAB NATIONAL BANK	5801	11	04-12-2023	AURANGABAD	NAWADA	SONSIHARI	63	Y	Y	Y	Y	Y	Y	Y	Y	4
PUNJAB NATIONAL BANK	5801	12	12-12-2023	AURANGABAD	NAWADA	BHAGWANPUR	59	Y	Y	Y	Y	Y	Y	Y	Y	4
PUNJAB NATIONAL BANK	5801	13	19-12-2023	AURANGABAD	KASHI CHAK	PARBATI	68	Y	Y	Y	Y	Y	Y	Y	Y	1
PUNJAB NATIONAL BANK	5801	14	26-12-2023	AURANGABAD	NARDIGANJ	DHONRAH	48	Y	Y	Y	Y	Y	Y	Y	Y	1
PUNJAB NATIONAL BANK	5801	15	28-12-2023	AURANGABAD	SIRDALA	LAUN	55	Y	Y	Y	Y	Y	Y	Y	Y	1
PUNJAB NATIONAL BANK	5801	16	30-12-2023	AURANGABAD	RAFIGANJ	AMAR-PURA	65	Y	Y	Y	Y	Y	Y	Y	Y	1
PUNJAB NATIONAL BANK	5902	106	03-10-2023	NAWADA	MAKHJUMPUR	SAREN	59	Y	Y	Y	Y	Y	Y	Y	Y	4
PUNJAB NATIONAL BANK	5902	107	12-10-2023	NAWADA	RATNI FARIDPUR	BAURI	68	Y	Y	Y	Y	Y	Y	Y	Y	4
PUNJAB NATIONAL BANK	5902	108	18-10-2023	NAWADA	HULASGANJ	TIRA	67	Y	Y	Y	Y	Y	Y	Y	Y	4
PUNJAB NATIONAL BANK	5902	109	25-10-2023	NAWADA	KAKO	BARA	57	Y	Y	Y	Y	Y	Y	Y	Y	4
PUNJAB NATIONAL BANK	5902	110	31-10-2023	NAWADA	KAKO	HAIJIPUR	51	Y	Y	Y	Y	Y	Y	Y	Y	4
PUNJAB NATIONAL BANK	5902	111	04-11-2023	NAWADA	KAKO	NONAHI	65	Y	Y	Y	Y	Y	Y	Y	Y	4
PUNJAB NATIONAL BANK	5902	112	10-11-2023	NAWADA	KAKO	SONWAN	68	Y	Y	Y	Y	Y	Y	Y	Y	3
PUNJAB NATIONAL BANK	5902	113	18-11-2023	NAWADA	KAKO	MANSUR CHAK	59	Y	Y	Y	Y	Y	Y	Y	Y	4
PUNJAB NATIONAL BANK	5902	114	24-11-2023	NAWADA	MAKHJUMPUR	MAKARPUR	48	Y	Y	Y	Y	Y	Y	Y	Y	1
PUNJAB NATIONAL BANK	5902	115	01-12-2023	NAWADA	MODANGANJ	DHOBI	67	Y	Y	Y	Y	Y	Y	Y	Y	1
PUNJAB NATIONAL BANK	5902	116	08-12-2023	NAWADA	MAKHJUMPUR	PANPU	52	Y	Y	Y	Y	Y	Y	Y	Y	4
PUNJAB NATIONAL BANK	5902	117	15-12-2023	NAWADA	RATNI FARIDPUR	SALARPUR	56	Y	Y	Y	Y	Y	Y	Y	Y	1
PUNJAB NATIONAL BANK	5902	118	22-12-2023	NAWADA	HULASGANJ	KEJIR	62	Y	Y	Y	Y	Y	Y	Y	Y	4
PUNJAB NATIONAL BANK	5902	119	29-12-2023	NAWADA	HULASGANJ	SISARA	52	Y	Y	Y	Y	Y	Y	Y	Y	4
PUNJAB NATIONAL BANK	6002	120	03-10-2023	PATNA	MAHER	MASAUHRI (NAGAR	49	Y	Y	Y	Y	Y	Y	Y	Y	4
PUNJAB NATIONAL BANK	6002	121	12-10-2023	PATNA	KHUSRUPUR	BAKATPUR	61	Y	Y	Y	Y	Y	Y	Y	Y	4
PUNJAB NATIONAL BANK	6002	122	17-10-2023	PATNA	MANER	JANIPUR	48	Y	Y	Y	Y	Y	Y	Y	Y	4
PUNJAB NATIONAL BANK	6002	123	25-10-2023	PATNA	FATWAH	DUMRI	67	Y	Y	Y	Y	Y	Y	Y	Y	4
PUNJAB NATIONAL BANK	6002	124	31-10-2023	PATNA	PATNA RURAL	PATNA (V. CORP.	49	Y	Y	Y	Y	Y	Y	Y	Y	3
PUNJAB NATIONAL BANK	6002	125	02-11-2023	PATNA	DINAPUR-CUM-KHA	PATLAPUR	61	Y	Y	Y	Y	Y	Y	Y	Y	4
PUNJAB NATIONAL BANK	6002	126	08-11-2023	PATNA	GHOSWARI	SAMAYA NO 5 (SA	63	Y	Y	Y	Y	Y	Y	Y	Y	4
PUNJAB NATIONAL BANK	6002	127	15-11-2023	PATNA	KHUSRUPUR	MOHSIAPUR	59	Y	Y	Y	Y	Y	Y	Y	Y	4
PUNJAB NATIONAL BANK	6002	128	21-11-2023	PATNA	BAKHTIARPUR	RUPAS MAHASI	68	Y	Y	Y	Y	Y	Y	Y	Y	1
PUNJAB NATIONAL BANK	6002	129	28-11-2023	PATNA	BIHTA	PARKHOTIMPUR PA	67	Y	Y	Y	Y	Y	Y	Y	Y	1
PUNJAB NATIONAL BANK	6002	130	30-11-2023	PATNA	MASAUHRI	SHAHAB	57	Y	Y	Y	Y	Y	Y	Y	Y	1
PUNJAB NATIONAL BANK	6702	131	02-12-2023	PATNA	BIKRAM	BENI BIEHA	51	Y	Y	Y	Y	Y	Y	Y	Y	4
PUNJAB NATIONAL BANK	6702	132	08-12-2023	PATNA	PALIGANJ	KALYANPUR	65	Y	Y	Y	Y	Y	Y	Y	Y	1
PUNJAB NATIONAL BANK	6702	133	14-12-2023	PATNA	DHANARUA	PABHERA	68	Y	Y	Y	Y	Y	Y	Y	Y	4
PUNJAB NATIONAL BANK	6002	134	20-12-2023	PATNA	BARH	TALIPUR	59	Y	Y	Y	Y	Y	Y	Y	Y	4
PUNJAB NATIONAL BANK	6002	135	26-12-2023	PATNA	BIHTA	BELA	48	Y	Y	Y	Y	Y	Y	Y	Y	4
PUNJAB NATIONAL BANK	6002	136	30-12-2023	PATNA	NAUBATPUR	CHAK CHICHAUL	67	Y	Y	Y	Y	Y	Y	Y	Y	4
PUNJAB NATIONAL BANK	7002	41	05-10-2023	GAYA	BARHAT	TOLA PARSATARI	56	Y	Y	Y	Y	Y	Y	Y	Y	4
PUNJAB NATIONAL BANK	7002	42	13-10-2023	GAYA	ISLAMNAGAR ALIG	BARHAT	62	Y	Y	Y	Y	Y	Y	Y	Y	4
PUNJAB NATIONAL BANK	7002	43	19-10-2023	GAYA	MUHRA	GEHLAUR	52	Y	Y	Y	Y	Y	Y	Y	Y	4
PUNJAB NATIONAL BANK	7002	44	27-10-2023	GAYA	IMANGANJ	CHAKAR BANDHA	49	Y	Y	Y	Y	Y	Y	Y	Y	4
PUNJAB NATIONAL BANK	7002	45	04-11-2023	GAYA	FATEHPUR	NAUJDIHA	61	Y	Y	Y	Y	Y	Y	Y	Y	4
PUNJAB NATIONAL BANK	7002	46	18-11-2023	GAYA	ISLAMNAGAR ALIG	MARICHA	63	Y	Y	Y	Y	Y	Y	Y	Y	3
PUNJAB NATIONAL BANK	7002	47	27-11-2023	GAYA	BARACHATTI	CHHOTKI CHANPI	59	Y	Y	Y	Y	Y	Y	Y	Y	4
PUNJAB NATIONAL BANK	7002	48	30-11-2023	GAYA	BARACHATTI	SISIATARI SALOT	68	Y	Y	Y	Y	Y	Y	Y	Y	1
PUNJAB NATIONAL BANK	7002	49	02-12-2023	GAYA	BARACHATTI	SISIATARI SALOT	62	Y	Y	Y	Y	Y	Y	Y	Y	1
PUNJAB NATIONAL BANK	7002	50	08-12-2023	GAYA	BARACHATTI	BHITTAHI	52	Y	Y	Y	Y	Y	Y	Y	Y	4
PUNJAB NATIONAL BANK	7002	51	20-12-2023	GAYA	IMAMGANJ	PASEWA	49	Y	Y	Y	Y	Y	Y	Y	Y	4

**ANNEX III- PART B
QUARTERLY REPORT ON CONDUCT OF TARGET GROUP SPECIFIC CAMPS BY FLCs - Annexure-2 Part(B)
AS ON 31.12.2023**

Bank Name	FLC Code	Sr. No. of Camp	Date of target specific camp (DD/MM/YYYY)	District	Block	Village	No Of Participants	Stakeholders present (Indicate Y/N)							Target Group Addressed (1. Farmers 2. Small Entrepreneurs 3. School Students 4. SHGs 5. Senior Citizen 6. Others)	
								LDM	DDM	LDO	Local Govt	NGO	BC	Others		
PUNJAB NATIONAL BANK	7002	52	26-12-2023	GAYA	WAZIRGANJ	BICHHA	61	Y	Y	Y	Y	Y	Y	Y	Y	1
PUNJAB NATIONAL BANK	7002	53	28-12-2023	GAYA	ISLAMNAGAR ALIG	MAJOS	63	Y	Y	Y	Y	Y	Y	Y	Y	4
PUNJAB NATIONAL BANK	7002	54	30-12-2023	GAYA	BELAGANJ	LACHMIFUR	59	Y	Y	Y	Y	Y	Y	Y	Y	4
PUNJAB NATIONAL BANK	7502	82	05-10-2023	LAKHISARAI	CHANNAN*	KUMADAR	65	Y	Y	Y	Y	Y	Y	Y	Y	4
PUNJAB NATIONAL BANK	7502	83	11-10-2023	LAKHISARAI	BARAHIYA	SANGRAMPUR	68	Y	Y	Y	Y	Y	Y	Y	Y	1
PUNJAB NATIONAL BANK	7502	84	21-10-2023	LAKHISARAI	PIPARIYA	SADPUA	59	Y	Y	Y	Y	Y	Y	Y	Y	1
PUNJAB NATIONAL BANK	7502	85	30-10-2023	LAKHISARAI	CHANNAN*	BASUA CHAK	48	Y	Y	Y	Y	Y	Y	Y	Y	4
PUNJAB NATIONAL BANK	7502	86	01-11-2023	LAKHISARAI	LAKHISARAI	BILAURI	52	Y	Y	Y	Y	Y	Y	Y	Y	1
PUNJAB NATIONAL BANK	7502	87	10-11-2023	LAKHISARAI	BARAHIYA	SARMA	56	Y	Y	Y	Y	Y	Y	Y	Y	4
PUNJAB NATIONAL BANK	7502	88	17-11-2023	LAKHISARAI	BARAHIYA	LAKHISARAI INAG	62	Y	Y	Y	Y	Y	Y	Y	Y	1
PUNJAB NATIONAL BANK	7502	89	29-11-2023	LAKHISARAI	SURAJGARHA	GHUSET	52	Y	Y	Y	Y	Y	Y	Y	Y	4
PUNJAB NATIONAL BANK	7502	90	01-12-2023	LAKHISARAI	SURAJGARHA	MANO	49	Y	Y	Y	Y	Y	Y	Y	Y	4
PUNJAB NATIONAL BANK	7502	91	08-12-2023	LAKHISARAI	LAKHISARAI	DAMDARPUR	61	Y	Y	Y	Y	Y	Y	Y	Y	4
PUNJAB NATIONAL BANK	7502	92	14-12-2023	LAKHISARAI	RAMGARH CHOWK	MAHSAURA	63	Y	Y	Y	Y	Y	Y	Y	Y	4
PUNJAB NATIONAL BANK	7502	93	22-12-2023	LAKHISARAI	SURAJGARHA	MANIKPUR	59	Y	Y	Y	Y	Y	Y	Y	Y	4
PUNJAB NATIONAL BANK	7502	94	28-12-2023	LAKHISARAI	RAMGARH CHOWK	DUDI	68	Y	Y	Y	Y	Y	Y	Y	Y	4
PUNJAB NATIONAL BANK	8102	55	05-10-2023	JEHANABAD	DAUDNAGAR	BHAKHARUA	68	Y	Y	Y	Y	Y	Y	Y	Y	4
PUNJAB NATIONAL BANK	8102	56	11-10-2023	JEHANABAD	NABINAGAR	CHANDAR GARH	67	Y	Y	Y	Y	Y	Y	Y	Y	4
PUNJAB NATIONAL BANK	8102	57	16-10-2023	JEHANABAD	OBRA	OBRA (CT)	65	Y	Y	Y	Y	Y	Y	Y	Y	1
PUNJAB NATIONAL BANK	8102	58	21-10-2023	JEHANABAD	OBRA	OBRA	61	Y	Y	Y	Y	Y	Y	Y	Y	4
PUNJAB NATIONAL BANK	8102	59	25-10-2023	JEHANABAD	DEO	BALUGANI BARAND	68	Y	Y	Y	Y	Y	Y	Y	Y	1
PUNJAB NATIONAL BANK	8102	60	04-11-2023	JEHANABAD	KUTUMBA	MUJAHIDA	57	Y	Y	Y	Y	Y	Y	Y	Y	4
PUNJAB NATIONAL BANK	8102	61	10-11-2023	JEHANABAD	DAUDNAGAR	CHAUHRI	51	Y	Y	Y	Y	Y	Y	Y	Y	1
PUNJAB NATIONAL BANK	8102	62	15-11-2023	JEHANABAD	DAUDNAGAR	SHAM/SHERNAGAR	65	Y	Y	Y	Y	Y	Y	Y	Y	4
PUNJAB NATIONAL BANK	8102	63	21-11-2023	JEHANABAD	MADANPUR	BERI	59	Y	Y	Y	Y	Y	Y	Y	Y	4
PUNJAB NATIONAL BANK	8102	64	29-11-2023	JEHANABAD	HASPUA	SHARI KHURD	48	Y	Y	Y	Y	Y	Y	Y	Y	4
PUNJAB NATIONAL BANK	8102	65	04-12-2023	JEHANABAD	DAUDNAGAR	TARARI	52	Y	Y	Y	Y	Y	Y	Y	Y	4
PUNJAB NATIONAL BANK	8102	66	12-12-2023	JEHANABAD	NABINAGAR	HARIHAR URDANA	56	Y	Y	Y	Y	Y	Y	Y	Y	4
PUNJAB NATIONAL BANK	8102	67	19-12-2023	JEHANABAD	NABINAGAR	SASNA	62	Y	Y	Y	Y	Y	Y	Y	Y	3
PUNJAB NATIONAL BANK	8102	68	26-12-2023	JEHANABAD	DAUDNAGAR	MAHAWAR	52	Y	Y	Y	Y	Y	Y	Y	Y	4
PUNJAB NATIONAL BANK	8102	69	30-12-2023	JEHANABAD	DEO	MAJHAUJ	49	Y	Y	Y	Y	Y	Y	Y	Y	4
PUNJAB NATIONAL BANK	10901	137	04-10-2023	ARWAL	ARWAL	BARA	67	Y	Y	Y	Y	Y	Y	Y	Y	4
PUNJAB NATIONAL BANK	10901	138	12-10-2023	ARWAL	ARWAL	AMRA	49	Y	Y	Y	Y	Y	Y	Y	Y	4
PUNJAB NATIONAL BANK	10901	139	19-10-2023	ARWAL	ARWAL	BHADASI	61	Y	Y	Y	Y	Y	Y	Y	Y	4
PUNJAB NATIONAL BANK	10901	140	14-11-2023	ARWAL	ARWAL	TARASI	63	Y	Y	Y	Y	Y	Y	Y	Y	3
PUNJAB NATIONAL BANK	10901	141	10-11-2023	ARWAL	KALER	BATH	59	Y	Y	Y	Y	Y	Y	Y	Y	4
PUNJAB NATIONAL BANK	10901	142	17-11-2023	ARWAL	KALER	GOIND	68	Y	Y	Y	Y	Y	Y	Y	Y	1
PUNJAB NATIONAL BANK	10901	143	28-11-2023	ARWAL	KARPI	KONI	67	Y	Y	Y	Y	Y	Y	Y	Y	1
PUNJAB NATIONAL BANK	10901	144	04-12-2023	ARWAL	KARPI	CHAUHAR	57	Y	Y	Y	Y	Y	Y	Y	Y	1
PUNJAB NATIONAL BANK	10901	145	15-12-2023	ARWAL	KARPI	KEAL	51	Y	Y	Y	Y	Y	Y	Y	Y	1
PUNJAB NATIONAL BANK	10901	146	19-12-2023	ARWAL	KURTHA	LARI	65	Y	Y	Y	Y	Y	Y	Y	Y	4
PUNJAB NATIONAL BANK	10901	147	27-12-2023	ARWAL	KURTHA	PIRHI	68	Y	Y	Y	Y	Y	Y	Y	Y	1
CANARA BANK	79	1	06-10-2023	Sheikhpura	Sheikhpura	Sheikhpura	12	Y	N	N	Y	Y	Y	Y	Y	6
CANARA BANK	79	2	09-10-2023	Sheikhpura	Chewara	Pitjra,Barbigtha	50	N	N	N	N	N	N	N	Y	4
CANARA BANK	79	3	10-10-2023	Sheikhpura	Soh Sarai	Ambari	300	Y	N	Y	Y	Y	Y	Y	Y	1
CANARA BANK	79	4	11-10-2023	Sheikhpura	Sheikhpura	Sheikhpura	12	Y	N	N	Y	Y	Y	Y	Y	5
CANARA BANK	79	5	12-10-2023	Sheikhpura	Sheikhpura	Barbigtha	650	Y	N	N	Y	Y	Y	Y	Y	1
CANARA BANK	79	6	12-10-2023	Sheikhpura	Sheikhpura	Barbigtha	35	Y	N	N	N	N	N	N	Y	6
CANARA BANK	79	7	13-10-2023	Sheikhpura	Sheikhpura	Sheikhpura	11	Y	N	N	Y	Y	Y	Y	Y	6

ANNEX III- PART B

QUARTERLY REPORT ON CONDUCT OF TARGET GROUP SPECIFIC CAMPS BY FLCs : Annexure-2 Part(B)															
Bank Name	FLC Code	Sr. No. of Camp	Date of target specific camp (DD/MM/YYYY)	District	Block	Village	No Of Participants	Stakeholders present (Indicate Y/N)						Target Group Addressed (1. Farmers 2. Small Entrepreneurs 3. School Students 4. SHGs 5. Senior Citizen 6. Others)	
								LDM	DDM	DDO	Local Govt	NGO	BC		Others
CANARA BANK	79	8	17-10-2023	Sheikhpura	Chewara	Pinjari	52	Y	N	N	N	Y	N	Y	2
CANARA BANK	79	9	18-10-2023	Sheikhpura	Soh Sarai	Gabby	47	N	N	N	Y	Y	N	Y	2
CANARA BANK	79	10	19-10-2023	Sheikhpura	Arjari	Lodipur	30	N	N	N	N	N	N	Y	6
CANARA BANK	79	11	19-10-2023	Sheikhpura	Sheikhpura	Fandpur	52	N	N	N	N	N	N	Y	5
CANARA BANK	79	12	25-10-2023	Sheikhpura	Sheikhpura	Kasari	27	N	N	N	N	N	N	Y	6
CANARA BANK	79	13	26-10-2023	Sheikhpura	Sheikhpura	Ramrajpur	52	N	N	N	Y	N	N	Y	2
CANARA BANK	79	14	27-11-2023	Sheikhpura	Sheikhpura	Sheikhpura	45	N	N	N	Y	N	N	Y	1
CANARA BANK	79	15	27-10-2023	Sheikhpura	Soh Sarai	Mohabbatpur	11	N	N	N	Y	N	N	Y	6
CANARA BANK	79	16	31-10-2023	Sheikhpura	Sheikhpura	Kasar,Arjari	62	Y	Y	N	Y	Y	N	Y	1
CANARA BANK	79	17	31-10-2023	Sheikhpura	Barbigha	Barbigha	30	Y	Y	N	Y	Y	N	Y	6
CANARA BANK	79	18	01-11-2023	Sheikhpura	G kusumbha	Kaithwan	45	N	N	N	Y	Y	N	Y	5
CANARA BANK	79	19	02-11-2023	Sheikhpura	Arjari	Chewara,Sheikhp	40	Y	N	N	Y	N	N	Y	1
CANARA BANK	79	20	03-11-2023	Sheikhpura	Chewara	Ekrah,Chewara	52	Y	N	N	Y	N	N	Y	5
CANARA BANK	79	21	04-11-2023	Sheikhpura	Sheikhpura	Hussainabad,Ari	77	Y	N	N	Y	N	N	Y	1
CANARA BANK	79	22	04-11-2023	Sheikhpura	Sheikhpura	Mahauli,Arjari	55	Y	N	N	Y	N	N	Y	4
CANARA BANK	79	23	04-11-2023	Sheikhpura	Sheikhpura	Chakandra,Chewa	25	Y	N	N	Y	N	N	Y	2
CANARA BANK	79	24	08-11-2023	Sheikhpura	Sheikhpura	Mehus,Sheikhpur	500	Y	N	N	Y	Y	N	Y	1
CANARA BANK	79	25	08-11-2023	Sheikhpura	Sheikhpura	G Kusumbha	12	Y	N	N	Y	Y	N	Y	6
CANARA BANK	79	26	08-11-2023	Sheikhpura	Sheikhpura	Sheikhpura	10	Y	N	N	Y	Y	N	Y	6
CANARA BANK	79	27	09-11-2023	Sheikhpura	Arjari	Sasawaha	40	N	N	N	Y	Y	N	Y	1
CANARA BANK	79	28	09-11-2023	Sheikhpura	Arjari	Shahra Bhatnara	45	N	N	N	Y	N	N	Y	1
CANARA BANK	79	29	10-11-2023	Sheikhpura	Sheikhpura	Sheikhpura	10	Y	N	N	Y	N	N	Y	6
CANARA BANK	79	30	14-11-2023	Sheikhpura	Sheikhpura	Avjli Sheikhpur	42	N	N	N	N	N	Y	Y	1
CANARA BANK	79	31	17-11-2023	Sheikhpura	Sheikhpura	Sheikhpura	10	Y	N	N	Y	N	N	Y	6
CANARA BANK	79	32	27-11-2023	Sheikhpura	Sheikhpura	Hathiyawan	45	N	N	N	N	Y	N	Y	4
CANARA BANK	79	33	28-11-2023	Sheikhpura	Sheikhpura	Ajli	32	N	N	N	N	Y	N	Y	1
CANARA BANK	79	34	29-11-2023	Sheikhpura	Sheikhpura	Bhat Chak	25	N	N	N	N	Y	N	Y	4
CANARA BANK	79	35	30-11-2023	Sheikhpura	Arjari	Belchi,Arjari	20	Y	N	N	Y	Y	Y	Y	1
CANARA BANK	79	36	01-12-2023	Sheikhpura	Sheikhpura	Puraina	160	Y	N	N	Y	N	N	Y	6
CANARA BANK	79	37	05-12-2023	Sheikhpura	Sheikhpura	Mansar	125	Y	N	N	Y	Y	N	Y	1
CANARA BANK	79	38	05-12-2023	Sheikhpura	Sheikhpura	Katari	147	Y	N	N	Y	Y	N	Y	1
CANARA BANK	79	39	06-12-2023	Sheikhpura	Sheikhpura	Mehus	175	Y	N	N	Y	Y	N	Y	1
CANARA BANK	79	40	06-12-2023	Sheikhpura	Sheikhpura	Mehus	175	Y	N	N	Y	Y	N	Y	1
CANARA BANK	79	41	06-12-2023	Sheikhpura	Barbigha	Khailchak	50	N	N	N	Y	Y	N	Y	2
CANARA BANK	79	42	07-12-2023	Sheikhpura	Arjari	Arjari	12	Y	N	N	Y	Y	N	Y	6
CANARA BANK	79	43	07-12-2023	Sheikhpura	Sheikhpura	Sheikhpura	42	Y	N	N	Y	Y	N	Y	2
CANARA BANK	79	44	08-12-2023	Sheikhpura	Sheikhpura	Sheikhpura	10	Y	N	N	Y	N	N	Y	6
CANARA BANK	79	45	09-12-2023	Sheikhpura	Sheikhpura	Sheikhpura	550	Y	N	N	Y	Y	N	Y	6
CANARA BANK	79	46	13-12-2023	Sheikhpura	Chewara	Chewara	12	Y	N	N	Y	Y	N	Y	6
CANARA BANK	79	47	14-12-2023	Sheikhpura	Sheikhpura	Sheikhpura	62	Y	Y	N	Y	Y	N	Y	6
CANARA BANK	79	48	14-12-2023	Sheikhpura	Sheikhpura	Sheikhpura	45	Y	N	N	Y	Y	N	Y	4
CANARA BANK	79	49	15-12-2023	Sheikhpura	Barbigha	Kutub Chik	35	Y	N	N	Y	Y	N	Y	4
CANARA BANK	79	50	15-12-2023	Sheikhpura	Barbigha	Mirzapur	45	Y	N	N	Y	Y	N	Y	2
CANARA BANK	79	51	18-12-2023	Sheikhpura	Barbigha	Pinjari	25	N	N	N	N	Y	N	Y	5
CANARA BANK	79	52	19-12-2023	Sheikhpura	Soh Sarai	Belaw	175	Y	N	N	Y	Y	N	Y	1
CANARA BANK	79	53	19-12-2023	Sheikhpura	Soh Sarai	Maidah	25	Y	N	N	N	N	N	Y	6
CANARA BANK	79	54	20-12-2023	Sheikhpura	Barbigha	Teus	550	Y	N	N	Y	Y	N	Y	1
CANARA BANK	79	55	22-12-2023	Sheikhpura	Barbigha	Kaath	170	Y	N	N	Y	Y	N	Y	1
CANARA BANK	79	56	22-12-2023	Sheikhpura	Barbigha	Pinjari	250	Y	N	N	Y	Y	N	Y	1
CANARA BANK	79	57	22-12-2023	Sheikhpura	Sheikhpura	Sheikhpura	10	Y	N	N	Y	N	N	Y	6

**ANNEX III - PART B
QUARTERLY REPORT ON CONDUCT OF TARGET GROUP SPECIFIC CAMPS BY FLCs : Ammeure-2 Part(B)
AS ON 31.12.2023**

Bank Name	FLC Code	Sr. No. of Camp	Date of target specific camp (DD/MM/YYYY)	District	Block	Village	No Of Participants		Stakeholders presents (Indicate Y/N)						Target Group Addressed	
							LDV	DDM	LDO	Local Govt	NGO	BC	Others	1. Farmers	2. Small Entrepreneurs	3. School Students
CANARA BANK	79	58	26-12-2023	Bhadrachalam	Sneikhpura	Bhadrachalam	220	Y	N	N	Y	Y	N	Y	1	
CANARA BANK	79	59	27-12-2023	Bhadrachalam	G KUSUMBHA	Panapur	165	Y	N	N	Y	Y	N	Y	1	
CANARA BANK	79	60	29-12-2023	Bhadrachalam	Sneikhpura	Sneikhpura	10	Y	N	N	N	N	N	Y	6	
CANARA BANK	79	61	29-12-2023	Bhadrachalam	Sneikhpura	Sneikhpura	10	Y	N	N	Y	N	N	Y	6	
UCO BANK	8001	1	04-10-2023	Bhadrachalam	Jagdishpur	Balajani	70	Y	Y	N	N	N	N	Y	3	
UCO BANK	8001	2	08-10-2023	Bhadrachalam	Pirpanti	Pyalapur	34	Y	Y	N	N	N	N	Y	4	
UCO BANK	8001	3	06-10-2023	Bhadrachalam	Kahalgaoon	NTPC Kahalgaoon	42	Y	Y	N	N	N	N	Y	4	
UCO BANK	8001	4	09-10-2023	Bhadrachalam	Sanhuala	Sanokhari	60	Y	Y	N	N	N	N	Y	1	
UCO BANK	8001	5	10-10-2023	Bhadrachalam	Kahalgaoon	Nandilapur	51	Y	Y	N	N	N	N	Y	4	
UCO BANK	8001	6	11-10-2023	Bhadrachalam	Pirpanti	Budhuchak	44	Y	Y	N	N	N	N	Y	3	
UCO BANK	8001	7	12-10-2023	Bhadrachalam	Pirpanti	Ghogha	71	Y	Y	N	N	N	N	Y	4	
UCO BANK	8001	8	13-10-2023	Bhadrachalam	Sabour	Fatehpur	44	Y	Y	N	N	N	N	Y	1	
UCO BANK	8001	9	16-10-2023	Bhadrachalam	Kahalgaoon	Kichundaspur	44	Y	Y	N	N	N	N	Y	6	
UCO BANK	8001	10	17-10-2023	Bhadrachalam	Kahalgaoon	Etchari	45	Y	Y	N	N	N	N	Y	4	
UCO BANK	8001	11	19-10-2023	Bhadrachalam	Pirpanti	Islipur	59	Y	Y	N	N	N	N	Y	1	
UCO BANK	8001	12	20-10-2023	Bhadrachalam	Pirpanti	Fauzdari	67	Y	Y	N	N	N	N	Y	2	
UCO BANK	8001	13	25-10-2023	Bhadrachalam	Sultanganj	Sultanganj	61	Y	Y	N	N	N	N	Y	5	
UCO BANK	8001	14	26-10-2023	Bhadrachalam	Pirpanti	Dhanaura	44	Y	Y	N	N	N	Y	Y	1	
UCO BANK	8001	15	30-10-2023	Bhadrachalam	Sanhuala	Tarar	55	Y	Y	N	N	N	N	Y	4	
UCO BANK	8001	16	04-11-2023	Bhadrachalam	Pirpanti	Budhuchak	44	Y	Y	N	N	N	N	Y	4	
UCO BANK	8001	17	02-11-2023	Bhadrachalam	Kahalgaoon	Kishuncepur	42	Y	Y	N	N	N	Y	Y	4	
UCO BANK	8001	18	03-11-2023	Bhadrachalam	Rangra	Rangra	57	Y	Y	N	N	N	Y	Y	4	
UCO BANK	8001	19	03-11-2023	Bhadrachalam	Rangra	Chabarhat	58	Y	Y	N	N	N	N	Y	4	
UCO BANK	8001	20	04-11-2023	Bhadrachalam	Sanhuala	Sanokharhat	60	Y	Y	N	N	N	Y	Y	4	
UCO BANK	8001	21	06-11-2023	Bhadrachalam	Narayanpur	Narayanpur	59	Y	Y	N	N	N	N	Y	5	
UCO BANK	8001	22	07-11-2023	Bhadrachalam	Pirpanti	Islipur	59	Y	Y	N	N	N	N	Y	1	
UCO BANK	8001	23	09-11-2023	Bhadrachalam	Kahalgaoon	Nandilapur	50	Y	Y	N	N	N	N	Y	3	
UCO BANK	8001	24	14-11-2023	Bhadrachalam	Kahalgaoon	Etchari	44	Y	Y	N	N	N	N	Y	2	
UCO BANK	8001	25	15-11-2023	Bhadrachalam	Sabour	Fatehpur	42	Y	Y	N	N	N	N	Y	6	
UCO BANK	8001	26	16-11-2023	Bhadrachalam	Sabour	Pachrukhi	58	Y	Y	N	N	N	N	Y	1	
UCO BANK	8001	27	17-11-2023	Bhadrachalam	Sultanganj	Akbarnagar	59	Y	Y	N	N	N	N	Y	3	
UCO BANK	8001	28	18-11-2023	Bhadrachalam	Pirpanti	Pyalapur	40	Y	Y	N	N	N	N	Y	5	
UCO BANK	8001	29	21-11-2023	Bhadrachalam	Pirpanti	Pirpanti Pazar	44	Y	Y	N	N	N	N	Y	6	
UCO BANK	8001	30	22-11-2023	Bhadrachalam	Kahalgaoon	NTPC Kahalgaoon	44	Y	Y	N	N	N	N	Y	4	
UCO BANK	8001	31	23-11-2023	Bhadrachalam	Pirpanti	Shermeri	16	Y	Y	N	N	N	N	Y	5	
UCO BANK	8001	32	24-11-2023	Bhadrachalam	Pirpanti	Dhanaura	51	Y	Y	N	N	N	N	Y	1	
UCO BANK	8001	33	27-11-2023	Bhadrachalam	Pirpanti	Budhuchak	40	Y	Y	N	N	N	N	Y	3	
UCO BANK	8001	34	01-12-2023	Bhadrachalam	Sultanganj	Sultanganj	58	Y	Y	N	N	N	N	Y	2	
UCO BANK	8001	35	02-12-2023	Bhadrachalam	Kahalgaoon	Kishundesspur	42	Y	Y	N	N	N	N	Y	5	
UCO BANK	8001	36	04-12-2023	Bhadrachalam	Pirpanti	Pyalapur	43	Y	Y	N	N	N	N	Y	6	
UCO BANK	8001	37	06-12-2023	Bhadrachalam	Kahalgaoon	Etchari	45	Y	Y	N	N	N	N	Y	4	
UCO BANK	8001	38	07-12-2023	Bhadrachalam	Sabour	Bahadurpur	46	Y	Y	N	N	N	N	Y	2	
UCO BANK	8001	39	11-12-2023	Bhadrachalam	Kahalgaoon	NTPC Kahalgaoon	54	Y	Y	N	N	N	N	Y	1	
UCO BANK	8001	40	12-12-2023	Bhadrachalam	Sanhuala	Sanokharhat	59	Y	Y	N	N	N	N	Y	3	
UCO BANK	8001	41	13-12-2023	Bhadrachalam	Pirpanti	Fauzdari	67	Y	Y	N	N	N	N	Y	2	
UCO BANK	8001	42	15-12-2023	Bhadrachalam	Sabour	Fatehpur	60	Y	Y	N	N	N	N	Y	4	
UCO BANK	8001	43	16-12-2023	Bhadrachalam	Pirpanti	Barahat	58	Y	Y	N	N	N	N	Y	4	
UCO BANK	8001	44	19-12-2023	Bhadrachalam	Jaedishpur	Chamelichak	46	Y	Y	N	N	N	N	Y	4	
UCO BANK	8001	45	20-12-2023	Bhadrachalam	Pirpanti	Shermeri	24	Y	Y	N	N	N	N	Y	4	
UCO BANK	8001	46	21-12-2023	Bhadrachalam	Pirpanti	Pirpanti Bazar	57	Y	Y	N	N	N	N	Y	4	
UCO BANK	8001	47	27-12-2023	Bhadrachalam	Pirpanti	Dhanaura	59	Y	Y	N	N	N	N	Y	4	
UCO BANK	8001	48	28-12-2023	Bhadrachalam	Pirpanti	Dhanaura	59	Y	Y	N	N	N	N	Y	4	

ANNEX III- PART B
QUARTERLY REPORT ON CONDUCT OF TARGET GROUP SPECIFIC CAMPS BY FLCs : Annexure-2 Part(B)
AS ON 31.12.2023

Bank Name	FLC Code	Sr. No. of Camp	Date of target specific camp (DD/MM/YYYY)	District	Block	Village	No Of Participants	Stakeholders present (Indicate Y/N)							Target Group Addressed (1. Farmers 2. Small Entrepreneurs 3. School Students 4. SHGs 5. Senior Citizen 6. Others)
								LDM	DDM	LDO	Local Govt	NGO	BC	Others	
UCO BANK	8002	15	27-10-2023	Bhagalpur	Pirpanti	Pirpanti Bazaar	58	Y	Y	N	N	Y	Y	N	6
BANK OF BARODA	5001	1	05-10-2023	SITAMARHI	SONBARSA	PARSA	39	N	Y	N	N	N	Y	RSETI	4
BANK OF BARODA	5001	2	18-10-2023	SITAMARHI	PARIHAR	BELA	33	Y	N	N	Y	Y	Y	RSETI	4
BANK OF BARODA	5001	3	27-10-2023	SITAMARHI	SURSAAND	MALAH	25	N	Y	N	N	N	Y	RSETI	1
BANK OF BARODA	5001	4	03-11-2023	SITAMARHI	RIGA	RAMPUR GANGOLI	29	Y	N	N	N	Y	Y	RSETI	4
BANK OF BARODA	5001	5	08-11-2023	SITAMARHI	DUMRA	PARSAUNI	27	Y	Y	N	N	Y	Y	RSETI	3
BANK OF BARODA	5001	6	21-11-2023	SITAMARHI	PARSAUNI	PARSHURAMPUR	25	Y	Y	N	Y	Y	Y	RSETI	4
BANK OF BARODA	5001	7	04-12-2023	SITAMARHI	PARIHAR	LAHURIYA	32	Y	N	N	N	Y	Y	RSETI	4
BANK OF BARODA	5001	8	20-12-2023	SITAMARHI	DUMRA	PAROHA	30	Y	Y	N	N	N	Y	RSETI	2
BANK OF BARODA	5001	9	26-12-2023	SITAMARHI	DUMRA	RAMPUR FAROARI	38	N	Y	N	N	N	Y	RSETI	2
BANK OF BARODA	6501	10	06-10-2023	SHEOHAR	SHEOHAR	JAPHARPUR	27	Y	N	N	N	N	N	RSETI	3
BANK OF BARODA	6501	11	07-10-2023	SHEOHAR	SHEOHAR	MODHARI	12	Y	N	N	N	N	N	N	3
BANK OF BARODA	6501	12	09-10-2023	SHEOHAR	PIPRAHI	MAJHAURA	18	Y	N	N	N	N	N	N	4
BANK OF BARODA	6501	13	10-10-2023	SHEOHAR	PIPRAHI	PARSAUNI BAI	27	Y	N	N	N	N	N	N	4
BANK OF BARODA	6501	14	11-10-2023	SHEOHAR	SHEOHAR	SUNDARPUR	26	Y	N	N	N	N	N	N	4
BANK OF BARODA	6501	15	13-10-2023	SHEOHAR	SHEOHAR	KATSARI	13	Y	N	N	N	N	N	N	3
BANK OF BARODA	6501	16	19-10-2023	SHEOHAR	SHEOHAR	HARNATHI	13	Y	N	N	N	N	N	N	3
BANK OF BARODA	6501	17	20-10-2023	SHEOHAR	PIPRAHI	DHANKAUL	13	Y	N	N	N	N	N	N	4
BANK OF BARODA	6501	18	21-10-2023	SHEOHAR	PIPRAHI	KUMMA	13	Y	N	N	N	N	N	N	4
BANK OF BARODA	6501	19	26-10-2023	SHEOHAR	SHEOHAR	SUGIA	19	Y	N	N	N	N	N	N	4
BANK OF BARODA	6501	20	01-11-2023	SHEOHAR	SHEOHAR	SASAJUA	17	Y	N	N	N	N	N	N	3
BANK OF BARODA	6501	21	02-11-2023	SHEOHAR	SHEOHAR	INAGAR PARISHAD	20	Y	N	N	N	N	N	N	4
BANK OF BARODA	6501	22	03-11-2023	SHEOHAR	SHEOHAR	KUSHAR	22	Y	N	N	N	N	N	N	4
BANK OF BARODA	6501	23	04-11-2023	SHEOHAR	SHEOHAR	MOHARI	15	Y	N	N	N	N	N	N	3
BANK OF BARODA	6501	24	07-11-2023	SHEOHAR	PIPRAHI	DHARAMPUR	20	Y	N	N	N	N	N	N	3
BANK OF BARODA	6501	25	08-11-2023	SHEOHAR	PIPRAHI	MAJHAURA	15	Y	N	N	N	N	N	N	4
BANK OF BARODA	6501	26	23-11-2023	SHEOHAR	PIPRAHI	BALHAN	13	Y	N	N	N	N	N	N	4
BANK OF BARODA	6501	27	27-11-2023	SHEOHAR	PIPRAHI	KUMMA	13	N	N	N	N	N	N	N	4
BANK OF BARODA	6501	28	28-11-2023	SHEOHAR	PURNAHVIYA	SONAUL SULTAN	19	Y	N	N	N	N	N	N	3
BANK OF BARODA	6501	29	29-11-2023	SHEOHAR	SHEOHAR	BSVS SHEOHAR	16	Y	N	N	N	N	N	N	4
BANK OF BARODA	6501	30	30-11-2023	SHEOHAR	PIPRAHI	PIPRAHI	13	Y	N	N	N	N	N	N	3
BANK OF BARODA	6501	31	01-12-2023	SHEOHAR	PIPRAHI	HARKARWA	20	N	N	N	N	N	N	N	3
BANK OF BARODA	6501	32	02-12-2023	SHEOHAR	PIPRAHI	PARSAUNI BAI	22	N	N	N	N	N	N	N	1
BANK OF BARODA	6501	33	04-12-2023	SHEOHAR	TARIYANI	CHATAUNI	26	N	N	N	N	N	N	N	1
BANK OF BARODA	6501	34	07-12-2023	SHEOHAR	SHEOHAR	SUNDARPUR	26	N	N	N	N	N	N	N	3
BANK OF BARODA	6501	35	08-12-2023	SHEOHAR	TARIYANI	NARWARA	36	N	N	N	N	N	N	N	3
BANK OF BARODA	6501	36	11-12-2023	SHEOHAR	TARIYANI	SURGAHI	11	N	N	N	N	N	N	N	4
BANK OF BARODA	6501	37	15-12-2023	SHEOHAR	SHEOHAR	KUSHAR	11	N	N	N	N	N	N	N	2
BANK OF BARODA	6501	38	16-12-2023	SHEOHAR	TARIYANI	KHURPATTI	11	N	N	N	N	N	N	N	5
BANK OF BARODA	6501	39	17-12-2023	SHEOHAR	TARIYANI	BANSI PACHARA	22	N	N	N	N	N	N	N	4
BANK OF BARODA	6501	40	25-12-2023	SHEOHAR	SHEOHAR	SUGIA KATSARI	19	Y	N	N	N	N	N	N	4
BANK OF BARODA	6501	41	26-12-2023	SHEOHAR	SHEOHAR	TAPUR	23	Y	N	N	N	N	N	N	4
BANK OF BARODA	6501	42	27-12-2023	SHEOHAR	SHEOHAR	MAI POHARBHIN	23	Y	N	N	N	N	N	N	3
UNION BANK OF INDIA	5501	1	11-10-2023	samaastipur	R-seti samaastip	samaastipur	29	Y	N	N	N	Y	Y	Y	4
UNION BANK OF INDIA	5501	2	12-10-2023	samaastipur	pusa	Pusa university	20	Y	N	N	N	Y	Y	Y	1
UNION BANK OF INDIA	5501	3	12-10-2023	samaastipur	pusa	co-op training	24	Y	Y	Y	Y	Y	Y	Y	4
UNION BANK OF INDIA	5501	4	16-10-2023	samaastipur	Samaastipur	Holy Mission Sc	28	Y	N	N	Y	Y	Y	Y	4
UNION BANK OF INDIA	5501	5	16-10-2023	samaastipur	R-seti samaastip	samaastipur	30	Y	N	N	N	Y	Y	Y	3
UNION BANK OF INDIA	5501	6	17-10-2023	samaastipur	R-seti samaastip	samaastipur	22	Y	N	N	N	Y	Y	Y	4
UNION BANK OF INDIA	5501	7	27-10-2023	samaastipur	Sarariranjn	Sarariranjn	39	Y	N	N	N	Y	Y	Y	2
UNION BANK OF INDIA	5501							Y	N	N	N	Y	Y	Y	3

ANNEX III- PART B

QUARTERLY REPORT ON CONDUCT OF TARGET GROUP SPECIFIC CAMPS BY FLCs: Annexure-2 Part(3)
AS ON 31.12.2023

Bank Name	FLC Code	Sr. No. of Camp	Date of target specific camp (DD/MM/YYYY)	District	Block	Village	No Of Participants	Stakeholders present (Indicate Y/N)												Target Group Addressed (1. Farmers 2. Small Entrepreneurs 3. School Students 4. SHGs 5. Senior Citizen 6. Others)
								Y	N	N	N	N	N	N	N	N	N	N	N	
UNION BANK OF INDIA	5501	8	28-10-2023	samastipur	Sarairanjan	Bathua Buzurg	34	Y	N	N	N	Y	Y	Y	Y	4				
UNION BANK OF INDIA	5501	9	28-10-2023	samastipur	Sarairanjan	Bathua Buzurg	42	N	N	N	N	Y	Y	Y	Y	5				
UNION BANK OF INDIA	5501	10	30-10-2023	samastipur	R-seti samastip	samastipur	26	N	N	N	N	Y	Y	Y	Y	4				
UNION BANK OF INDIA	5501	11	02-11-2023	samastipur	pura	co-op training	13	N	N	N	N	Y	Y	Y	Y	3				
UNION BANK OF INDIA	5501	12	08-11-2023	samastipur	Samastipur	KFenterCollage	100	N	N	N	N	Y	Y	Y	Y	4				
UNION BANK OF INDIA	5501	13	09-11-2023	samastipur	R-seti samastip	samastipur	29	N	N	N	N	Y	Y	Y	Y	3				
UNION BANK OF INDIA	5501	14	10-11-2023	samastipur	pura	co-op training	21	N	N	N	N	Y	Y	Y	Y	2				
UNION BANK OF INDIA	5501	15	24-11-2023	samastipur	Sarairanjan	Gangapur	31	Y	N	N	N	Y	Y	Y	Y	3				
UNION BANK OF INDIA	5501	16	27-11-2023	samastipur	R-seti samastip	samastipur	30	Y	N	N	N	Y	Y	Y	Y	4				
UNION BANK OF INDIA	5501	17	28-11-2023	samastipur	Samastipur	Sambhupatti	51	Y	N	N	N	Y	Y	Y	Y	4				
UNION BANK OF INDIA	5501	18	28-11-2023	samastipur	Samastipur	Sambhupatti	48	Y	N	N	N	Y	Y	Y	Y	3				
UNION BANK OF INDIA	5501	19	11-12-2023	samastipur	morwa	Monwahat	42	Y	N	N	N	Y	Y	Y	Y	4				
UNION BANK OF INDIA	5501	20	12-12-2023	samastipur	morwa	Monwahat	25	Y	N	N	N	Y	Y	Y	Y	4				
UNION BANK OF INDIA	5501	21	12-12-2023	samastipur	Samastipur	Kesopatti	38	N	N	N	N	Y	Y	Y	Y	2				
UNION BANK OF INDIA	5501	22	13-12-2023	samastipur	Warinagar	Raghumathpur	38	N	N	N	N	Y	Y	Y	Y	3				
UNION BANK OF INDIA	5501	23	13-12-2023	samastipur	Warinagar	Kisampur	200	N	N	N	N	Y	Y	Y	Y	4				
UNION BANK OF INDIA	5501	24	14-12-2023	samastipur	Warinagar	Kesopatti	35	N	N	N	N	Y	Y	Y	Y	6				
UNION BANK OF INDIA	5501	25	15-12-2023	samastipur	morwa	Monwahat	100	N	N	N	N	Y	Y	Y	Y	6				
UNION BANK OF INDIA	5501	26	15-12-2023	samastipur	morwa	Lachka Chauwk	150	N	N	N	N	Y	Y	Y	Y	3				
UNION BANK OF INDIA	5501	27	19-12-2023	samastipur	Warinagar	Lakhamatti	255	Y	N	N	N	Y	Y	Y	Y	4				
UNION BANK OF INDIA	5501	28	22-12-2023	samastipur	Sarairanjan	Block Office	55	Y	N	N	N	Y	Y	Y	Y	2				
UNION BANK OF INDIA	5501	29	27-12-2023	samastipur	Sarairanjan	Labasepura	200	Y	N	N	N	Y	Y	Y	Y	6				
UNION BANK OF INDIA	5501	30	29-12-2023	samastipur	Sarairanjan	Labasepura	10	Y	N	N	N	Y	Y	Y	Y	3				
UNION BANK OF INDIA	5501	31	30-12-2023	samastipur	pura	co-op training	20	Y	N	N	N	Y	Y	Y	Y	4				
UNION BANK OF INDIA	8501	32	05-10-2023	KHAGARIA	MANSI	ARAIYAH	27	Y	N	N	N	Y	Y	Y	Y	2				
UNION BANK OF INDIA	8501	33	11-10-2023	KHAGARIA	GOGRI	M2LIA	20	Y	N	N	N	Y	Y	Y	Y	3				
UNION BANK OF INDIA	8501	34	13-10-2023	KHAGARIA	CHALTHAM	KANUHARI	30	Y	N	N	N	Y	Y	Y	Y	4				
UNION BANK OF INDIA	8501	35	18-10-2023	KHAGARIA	MANSI	RAJAJAN	19	Y	N	N	N	Y	Y	Y	Y	4				
UNION BANK OF INDIA	8501	36	21-10-2023	KHAGARIA	PARBATA	LAGAR	22	Y	N	N	N	Y	Y	Y	Y	4				
UNION BANK OF INDIA	8501	37	25-10-2023	KHAGARIA	GOGRI	BADLI	25	N	N	N	N	Y	Y	Y	Y	3				
UNION BANK OF INDIA	8501	38	26-10-2023	KHAGARIA	GOGRI	BASUDEPUR	20	N	N	N	N	Y	Y	Y	Y	4				
UNION BANK OF INDIA	8501	39	27-10-2023	KHAGARIA	CHAUTHAM	THUTTI MOHANPUR	25	N	N	N	N	Y	Y	Y	Y	1				
UNION BANK OF INDIA	8501	40	30-10-2023	KHAGARIA	GOGRI	KHIRNIA	14	N	N	N	N	Y	Y	Y	Y	1				
UNION BANK OF INDIA	8501	41	30-10-2023	KHAGARIA	MANSI	KLUTIA	18	Y	N	N	N	Y	Y	Y	Y	4				
UNION BANK OF INDIA	8501	42	07-11-2023	KHAGARIA	MANSI	HAYATPUR	15	Y	N	N	N	Y	Y	Y	Y	5				
UNION BANK OF INDIA	8501	43	10-11-2023	KHAGARIA	MANSI	TEMTHA	23	Y	N	N	N	Y	Y	Y	Y	5				
UNION BANK OF INDIA	8501	44	14-11-2023	KHAGARIA	PARBATA	CHAK HUSSAINI	11	Y	N	N	N	Y	Y	Y	Y	6				
UNION BANK OF INDIA	8501	45	14-11-2023	KHAGARIA	MANSI	RAJAJAN	12	Y	N	N	N	Y	Y	Y	Y	3				
UNION BANK OF INDIA	8501	46	22-11-2023	KHAGARIA	MANSI	DHARMACHAK	11	Y	N	N	N	Y	Y	Y	Y	4				
UNION BANK OF INDIA	8501	47	22-11-2023	KHAGARIA	MANSI	KHUTIA	13	Y	N	N	N	Y	Y	Y	Y	2				
UNION BANK OF INDIA	8501	48	24-11-2023	KHAGARIA	KHAGARIA	RANKO	18	Y	N	N	N	Y	Y	Y	Y	3				
UNION BANK OF INDIA	8501	49	11-12-2023	KHAGARIA	KHAGARIA	GAURASHAKTI	13	Y	N	N	N	Y	Y	Y	Y	4				
UNION BANK OF INDIA	8501	50	12-12-2023	KHAGARIA	MANSI	AVINI	17	Y	N	N	N	Y	Y	Y	Y	4				
UNION BANK OF INDIA	8501	51	12-12-2023	KHAGARIA	MANSI	SAIDPUR	12	N	N	N	N	Y	Y	Y	Y	4				
UNION BANK OF INDIA	8501	52	12-12-2023	KHAGARIA	MANSI	BALHA	16	N	N	N	N	Y	Y	Y	Y	3				
UNION BANK OF INDIA	8501	53	13-12-2023	KHAGARIA	PARBATA	PARBATA	17	Y	N	N	N	Y	Y	Y	Y	4				
UNION BANK OF INDIA	8501	54	13-12-2023	KHAGARIA	PARBATA	MAHADIPUR	12	Y	N	N	N	Y	Y	Y	Y	4				
UNION BANK OF INDIA	8501	55	20-12-2023	KHAGARIA	MANSI	PASCHIMI THAITTA	14	Y	N	N	N	Y	Y	Y	Y	1				
UNION BANK OF INDIA	8501	56	21-12-2023	KHAGARIA	MANSI	THAITTA	13	Y	N	N	N	Y	Y	Y	Y	1				
UNION BANK OF INDIA	3005	1	10-10-2023	SAMASTIPUR	SAMASTIPUR	LAGUNIA RAGHUKA	56	N	N	N	N	N	N	N	N	4				

ANNEX III- PART B

QUARTERLY REPORT ON CONDUCT OF TARGET GROUP SPECIFIC CAMPS BY FLCs - Annexure-2 Part(B)																					
Bank Name	FLC Code	Sr. No. of Camp	Date of target specific camp (DD/MM/YYYY)	District	Block	Village	No Of Participants	Stakeholders present (Indicate Y/N)												Target Group Addressed (1. Farmers 2. Small Entrepreneurs 3. School Students 4. SHGs 5. Senior Citizen 6. Others)	
								N	N	N	N	N	N	N	N	N	N	N	N		N
DAKSHIN BIHAR GRAMIN BANK	3005	2	22-11-2023	SAMASTIPUR	DALSINGHSARARI	BAJIDPUR	47	N	N	N	N	N	N	N	N	N	N	N	N	N	1
DAKSHIN BIHAR GRAMIN BANK	3005	3	30-11-2023	SAMASTIPUR	KALYANPUR	PHULHARA	68	N	N	N	N	N	N	N	N	N	N	N	N	N	1
DAKSHIN BIHAR GRAMIN BANK	3005	4	07-12-2023	SAMASTIPUR	SAMASTIPUR	DUDHPURA	57	N	N	N	N	N	N	N	N	N	N	N	N	N	4
DAKSHIN BIHAR GRAMIN BANK	3701	1	11-10-2023	KAIMUR	MOHANIA	RAIPUR	44	N	N	N	N	N	N	N	N	N	N	N	N	N	4
DAKSHIN BIHAR GRAMIN BANK	3701	2	12-10-2023	KAIMUR	BHABHUA	BHOKHRA	41	N	N	N	N	N	N	N	N	N	N	N	N	N	4
DAKSHIN BIHAR GRAMIN BANK	3701	3	25-10-2023	KAIMUR	NUAON	MAHARTHHA	35	N	N	N	N	N	N	N	N	N	N	N	N	N	4
DAKSHIN BIHAR GRAMIN BANK	3701	4	26-10-2023	KAIMUR	DURGAWATI	MAHMCCODGANJ	26	N	N	N	N	N	N	N	N	N	N	N	N	N	2
DAKSHIN BIHAR GRAMIN BANK	3701	5	27-10-2023	KAIMUR	MOHANIA	DARWAN	29	N	N	N	N	N	N	N	N	N	N	N	N	N	2
DAKSHIN BIHAR GRAMIN BANK	3701	6	18-11-2023	KAIMUR	MOHANIA	BHARKHAR	31	N	N	N	N	N	N	N	N	N	N	N	N	N	2
DAKSHIN BIHAR GRAMIN BANK	3701	7	14-11-2023	KAIMUR	DURGAWATE	SAWATHI	35	N	N	N	N	N	N	N	N	N	N	N	N	N	4
DAKSHIN BIHAR GRAMIN BANK	3701	8	16-11-2023	KAIMUR	MOHANIA	GHEGHYA	28	N	N	N	N	N	N	N	N	N	N	N	N	N	4
DAKSHIN BIHAR GRAMIN BANK	3701	9	23-11-2023	KAIMUR	BHABHUA	MANIHARI	32	N	N	N	N	N	N	N	N	N	N	N	N	N	4
DAKSHIN BIHAR GRAMIN BANK	3701	10	30-11-2023	KAIMUR	NUAON	AKHOLI	28	N	N	N	N	N	N	N	N	N	N	N	N	N	1
DAKSHIN BIHAR GRAMIN BANK	3701	11	06-12-2023	KAIMUR	BHAGWANPUR	PAHADIYA	42	N	N	N	N	N	N	N	N	N	N	N	N	N	4
DAKSHIN BIHAR GRAMIN BANK	3701	12	08-12-2023	KAIMUR	BHABHUA	HARIHARPUR	36	N	N	N	N	N	N	N	N	N	N	N	N	N	1
DAKSHIN BIHAR GRAMIN BANK	3701	13	27-12-2023	KAIMUR	BHAGWANPUR	PADHOUTI	34	N	N	N	N	N	N	N	N	N	N	N	N	N	4
DAKSHIN BIHAR GRAMIN BANK	3701	14	28-12-2023	KAIMUR	MOHANIA	DASALTI	35	N	N	N	N	N	N	N	N	N	N	N	N	N	4
DAKSHIN BIHAR GRAMIN BANK	4501	1	29-12-2023	KAIMUR	DURGAWATI	DHANIPUR	32	N	N	N	N	N	N	N	N	N	N	N	N	N	4
DAKSHIN BIHAR GRAMIN BANK	4501	2	04-10-2023	Buxar	CHAKKI	Arak	33	N	N	N	N	N	N	N	N	N	N	N	N	N	4
DAKSHIN BIHAR GRAMIN BANK	4501	3	10-10-2023	Buxar	SIMRI	Rajpur Kala	31	N	N	N	N	N	N	N	N	N	N	N	N	N	2
DAKSHIN BIHAR GRAMIN BANK	4501	4	16-10-2023	Buxar	DUMRAON	Chotka Nuaon	22	N	N	N	N	N	N	N	N	N	N	N	N	N	1
DAKSHIN BIHAR GRAMIN BANK	4501	5	31-10-2023	Buxar	DUXAR	Arjunpur	43	N	N	N	N	N	N	N	N	N	N	N	N	N	3
DAKSHIN BIHAR GRAMIN BANK	4501	6	06-11-2023	Buxar	SIMRI	KESHOPUR	21	N	N	N	N	N	N	N	N	N	N	N	N	N	6
DAKSHIN BIHAR GRAMIN BANK	4501	7	07-11-2023	Buxar	CHAUSA	PAWANI	42	N	N	N	N	N	N	N	N	N	N	N	N	N	6
DAKSHIN BIHAR GRAMIN BANK	4501	8	09-11-2023	Buxar	DUMRAON	LAKHAN DEHA	36	N	N	N	N	N	N	N	N	N	N	N	N	N	4
DAKSHIN BIHAR GRAMIN BANK	4501	9	16-11-2023	Buxar	RAIPUR	SISRADH	40	N	N	N	N	N	N	N	N	N	N	N	N	N	3
DAKSHIN BIHAR GRAMIN BANK	4501	10	17-11-2023	Buxar	NAWANAGAR	BISHWA	96	N	N	N	N	N	N	N	N	N	N	N	N	N	4
DAKSHIN BIHAR GRAMIN BANK	4501	11	22-11-2023	Buxar	CHAUGAI	DIHA BARAON	46	N	N	N	N	N	N	N	N	N	N	N	N	N	5
DAKSHIN BIHAR GRAMIN BANK	4501	12	24-11-2023	Buxar	CHAKKI	PARSIYA	85	N	N	N	N	N	N	N	N	N	N	N	N	N	1
DAKSHIN BIHAR GRAMIN BANK	4501	13	29-11-2023	Buxar	BUXAR	SONDHILA	55	N	N	N	N	N	N	N	N	N	N	N	N	N	6
DAKSHIN BIHAR GRAMIN BANK	4501	14	30-11-2023	Buxar	NAWANAGAR	NAWANAGAR	60	N	N	N	N	N	N	N	N	N	N	N	N	N	4
DAKSHIN BIHAR GRAMIN BANK	4501	15	01-12-2023	Buxar	BUXAR	Baruna	49	N	N	N	N	N	N	N	N	N	N	N	N	N	2
DAKSHIN BIHAR GRAMIN BANK	4501	16	14-12-2023	Buxar	ITARHI	Unwas	40	N	N	N	N	N	N	N	N	N	N	N	N	N	6
DAKSHIN BIHAR GRAMIN BANK	4501	17	18-12-2023	Buxar	DUMRAON	Attaon	46	N	N	N	N	N	N	N	N	N	N	N	N	N	4
DAKSHIN BIHAR GRAMIN BANK	4501	18	22-12-2023	Buxar	CHAKKI	Chenda	35	N	N	N	N	N	N	N	N	N	N	N	N	N	3
DAKSHIN BIHAR GRAMIN BANK	4501	19	29-12-2023	Buxar	CHAUGAI	Chaugai	31	N	N	N	N	N	N	N	N	N	N	N	N	N	1
DAKSHIN BIHAR GRAMIN BANK	4501	20	30-12-2023	Buxar	BRAHMIPUR	BRAHMIPUR	39	N	N	N	N	N	N	N	N	N	N	N	N	N	4
DAKSHIN BIHAR GRAMIN BANK	4601	1	03-11-2023	BANKA	CHANDANI	CHANDAN HAT	52	N	N	N	N	N	N	N	N	N	N	N	N	N	2
DAKSHIN BIHAR GRAMIN BANK	4601	2	04-11-2023	BANKA	BARAHAT	LILABAKAN	254	N	N	N	N	N	N	N	N	N	N	N	N	N	1
DAKSHIN BIHAR GRAMIN BANK	4601	3	04-11-2023	BANKA	RAJOUN	RAJAWAR	82	N	N	N	N	N	N	N	N	N	N	N	N	N	5
DAKSHIN BIHAR GRAMIN BANK	4601	4	06-11-2023	BANKA	BANKA	SHANKARPUR	123	N	N	N	N	N	N	N	N	N	N	N	N	N	1
DAKSHIN BIHAR GRAMIN BANK	4601	5	06-11-2023	BANKA	AMARPUR	ENGLISHMORE	97	N	N	N	N	N	N	N	N	N	N	N	N	N	4
DAKSHIN BIHAR GRAMIN BANK	4601	6	07-11-2023	BANKA	BELHAR	SARSADDA	84	N	N	N	N	N	N	N	N	N	N	N	N	N	6
DAKSHIN BIHAR GRAMIN BANK	4601	7	07-11-2023	BANKA	BELHAR	SARSADDA	142	N	N	N	N	N	N	N	N	N	N	N	N	N	1
DAKSHIN BIHAR GRAMIN BANK	4601	8	08-11-2023	BANKA	BELHAR	SAHEBGANJ	230	N	N	N	N	N	N	N	N	N	N	N	N	N	4
DAKSHIN BIHAR GRAMIN BANK	4601	9	08-11-2023	BANKA	BARAHAT	BANDHUWAKURAJ	88	N	N	N	N	N	N	N	N	N	N	N	N	N	5
DAKSHIN BIHAR GRAMIN BANK	4601	10	08-11-2023	BANKA	DHORIYA	DHOBINI HAT	174	N	N	N	N	N	N	N	N	N	N	N	N	N	4
DAKSHIN BIHAR GRAMIN BANK	4601	11	09-11-2023	BANKA	RAJOUN	PUNSA	93	N	N	N	N	N	N	N	N	N	N	N	N	N	2
DAKSHIN BIHAR GRAMIN BANK	4601	11	09-11-2023	BANKA	RAJOUN	PUNSA	72	N	N	N	N	N	N	N	N	N	N	N	N	N	5

ANNEX III- PART B QUARTERLY REPORT ON CONDUCT OF TARGET GROUP SPECIFIC CAMPS BY FLCs : Annexure-2 Part(B) AS ON 31.12.2023

Bank Name	FLC Code	No. of Cn	Date of target specific camp (DD/MM/YY)	District	Block	Village	No Of Participants	Stakeholders present (Indicate Y/N)	Target Group Addressed (1. Farmers 2. Small Entrepreneurs 3. School Students 4. SHGs 5. Senior Citizen 6. Others)
DAKSHIN BIHAR GRAMIN BANK	4601	12	09-11-2023	BANKA	SHAMBHUGANJ	CHUTIYA	105	N N N N N N N N N N	Y
DAKSHIN BIHAR GRAMIN BANK	4601	13	09-11-2023	BANKA	FULLDHUMAR	KHEGAR	78	N N N N N N N N N N	Y
DAKSHIN BIHAR GRAMIN BANK	4601	14	12-12-2023	BANKA	BARAHAT	BHAWANGAMA	135	N N N N N N N N N N	Y
DAKSHIN BIHAR GRAMIN BANK	4601	15	12-12-2023	BANKA	BARAHAT	PATRA	204	N N N N N N N N N N	Y
DAKSHIN BIHAR GRA /IN BANK	4601	16	14-12-2023	BANKA	BARAHAT	BHURNA	140	N N N N N N N N N N	Y
DAKSHIN BIHAR GRAMIN BANK	4601	17	18-12-2023	BANKA	BANKA	SAMUKHIYA	332	N N N N N N N N N N	Y
DAKSHIN BIHAR GRAMIN BANK	4601	18	26-12-2023	BANKA	ANARPUJ	GORGAMA	270	N N N N N N N N N N	Y
DAKSHIN BIHAR GRAMIN BANK	4601	19	27-12-2023	BANKA	SHAMBHUGANJ	MIRIATPUR	180	N N N N N N N N N N	Y
DAKSHIN BIHAR GRAMIN BANK	4601	20	28-12-2023	BANKA	SHAMBHUGANJ	CHUTIYA PAHARH	264	N N N N N N N N N N	Y
DAKSHIN BIHAR GRAMIN BANK	4601	21	29-12-2023	BANKA	SHAMBHUGANJ	PAKARIYA	193	N N N N N N N N N N	Y
DAKSHIN BIHAR GRAMIN BANK	4601	22	29-12-2023	BANKA	SHAMBHUGANJ	MALDIH	388	N N N N N N N N N N	Y
DAKSHIN BIHAR GRAMIN BANK	4701	1	05-10-2023	JAMUI	BARHAT	Katana	55	N N N N N N N N N N	Y
DAKSHIN BIHAR GRAMIN BANK	4701	2	02-11-2023	JAMUI	JHAJHA	Dadpur	67	N N N N N N N N N N	Y
DAKSHIN BIHAR GRAMIN BANK	4701	3	04-12-2023	JAMUI	KHAIRA	Bangur	41	N N N N N N N N N N	Y
DAKSHIN BIHAR GRAMIN BANK	4701	4	14-12-2023	JAMUI	CHAKAI	Tola Nauddha	67	N N N N N N N N N N	Y
DAKSHIN BIHAR GRAMIN BANK	4701	5	19-12-2023	JAMUI	SONO	Tola Acantua	43	N N N N N N N N N N	Y
DAKSHIN BIHAR GRAMIN BANK	4701	6	12-10-2023	JAMUI	CHAKAI	Bararpur	37	N N N N N N N N N N	Y
DAKSHIN BIHAR GRAMIN BANK	4701	7	08-11-2023	JAMUI	CHAKAI	Tola Piria	64	N N N N N N N N N N	Y
DAKSHIN BIHAR GRAMIN BANK	4701	8	31-10-2023	JAMUI	CHAKAI	Gopalpur	43	N N N N N N N N N N	Y
DAKSHIN BIHAR GRAMIN BANK	4701	9	29-11-2023	JAMUI	KHARRA	Narsota	54	N N N N N N N N N N	Y
DAKSHIN BIHAR GRAMIN BANK	4701	10	17-11-2023	JAMUI	BARHAT	Dabli	64	N N N N N N N N N N	Y
DAKSHIN BIHAR GRAMIN BANK	4701	11	21-10-2023	JAMUI	CHAKAI	Tola Rajadumur	31	N N N N N N N N N N	Y
DAKSHIN BIHAR GRAMIN BANK	4701	12	23-11-2023	JAMUI	CHAKAI	Gangra	65	N N N N N N N N N N	Y
DAKSHIN BIHAR GRAMIN BANK	4701	13	30-11-2023	JAMUI	CHAKAI	Dabli	61	N N N N N N N N N N	Y
DAKSHIN BIHAR GRAMIN BANK	4701	14	30-12-2023	JAMUI	JHAJHA	Tola Semra	42	N N N N N N N N N N	Y
DAKSHIN BIHAR GRAMIN BANK	4701	15	30-11-2023	JAMUI	BARHAT	Ketingpur	57	N N N N N N N N N N	Y
DAKSHIN BIHAR GRAMIN BANK	5101	1	17-10-2023	BHOJPUR	JAGDISPUR	Patana	58	N N N N N N N N N N	Y
DAKSHIN BIHAR GRAMIN BANK	5101	2	18-10-2023	BHOJPUR	JAGDISPUR	JAGDISHPUR	1300	Y Y Y Y Y Y Y Y Y Y	Y
DAKSHIN BIHAR GRAMIN BANK	5101	3	30-10-2023	BHOJPUR	BARHARA	DAWA	38	N N N N N N N N N N	Y
DAKSHIN BIHAR GRAMIN BANK	5101	4	31-10-2023	BHOJPUR	JAGDISPUR	BAJOHARAPUR	140	Y Y Y Y Y Y Y Y Y Y	Y
DAKSHIN BIHAR GRAMIN BANK	5101	5	31-10-2023	BHOJPUR	JAGDISPUR	JANGAL MAHAL	110	N N N N N N N N N N	Y
DAKSHIN BIHAR GRAMIN BANK	5101	6	06-11-2023	BHOJPUR	JAGDISPUR	NAIKA TOLA	120	N N N N N N N N N N	Y
DAKSHIN BIHAR GRAMIN BANK	5101	7	07-11-2023	BHOJPUR	UDWANTNAGAR	JAYNAGAR	105	N N N N N N N N N N	Y
DAKSHIN BIHAR GRAMIN BANK	5101	8	09-11-2023	BHOJPUR	ARA	SANADYA	130	N N N N N N N N N N	Y
DAKSHIN BIHAR GRAMIN BANK	5101	9	14-11-2023	BHOJPUR	GARHANI	SALEMPUR	145	N N N N N N N N N N	Y
DAKSHIN BIHAR GRAMIN BANK	5101	10	15-11-2023	BHOJPUR	JAGDISPUR	JIARI	110	N N N N N N N N N N	Y
DAKSHIN BIHAR GRAMIN BANK	5101	11	22-11-2023	BHOJPUR	AGAION	ISHARHI BAZAR	105	N N N N N N N N N N	Y
DAKSHIN BIHAR GRAMIN BANK	5101	12	23-11-2023	BHOJPUR	UDWANTNAGAR	LAHARPA	95	N N N N N N N N N N	Y
DAKSHIN BIHAR GRAMIN BANK	5101	13	02-12-2023	BHOJPUR	UDWANTNAGAR	KESHWERPUR	110	N N N N N N N N N N	Y
DAKSHIN BIHAR GRAMIN BANK	5101	14	26-12-2023	BHOJPUR	UDWANTNAGAR	SARATHUA	40	N N N N N N N N N N	Y
DAKSHIN BIHAR GRAMIN BANK	5101	15	29-12-2023	BHOJPUR	UDWANTNAGAR	DASHAN CHAPRA	53	N N N N N N N N N N	Y
DAKSHIN BIHAR GRAMIN BANK	5101	16	29-12-2023	BHOJPUR	BARHARA	SAKADI	400	N N N N N N N N N N	Y
DAKSHIN BIHAR GRAMIN BANK	5901	1	01-11-2023	nawada	meskaur	BAKOIARAPUR	210	N N N N N N N N N N	Y
DAKSHIN BIHAR GRAMIN BANK	5901	2	02-11-2023	nawada	meskaur	rasalpur	120	N N N N N N N N N N	Y
DAKSHIN BIHAR GRAMIN BANK	5901	3	03-11-2023	nawada	meskaur	hidwar	105	N N N N N N N N N N	Y
DAKSHIN BIHAR GRAMIN BANK	5901	4	04-11-2023	nawada	nawada	hisap	30	N N N N N N N N N N	Y
DAKSHIN BIHAR GRAMIN BANK	6701	1	05-10-2023	Rohtas	nawada	nawada	79	Y Y Y Y Y Y Y Y Y Y	Y
DAKSHIN BIHAR GRAMIN BANK	6701	2	06-10-2023	Rohtas	SONHAR	DINARA	36	N N N N N N N N N N	Y
DAKSHIN BIHAR GRAMIN BANK	6701	3	09-10-2023	Rohtas	SASARAM	SHIVSAGAR	41	N N N N N N N N N N	Y
DAKSHIN BIHAR GRAMIN BANK	6701	3	09-10-2023	Rohtas	SASARAM	KARBERUA	34	N N N N N N N N N N	Y

ANNEX III- PART B QUARTERLY REPORT ON CONDUCT OF TARGET GROUP SPECIFIC CAMPS BY FLCs : Annexure-2 Part(B) AS ON 31.12.2023

Bank Name	FLC Code	Sr. No. of Camp	Date of target specific camp (DD/MM/YY)	District	Block	Village	No Of Participants	Stakeholders present (Indicate Y/N)												Target Group Addressed (1. Farmers 2. Small Entrepreneurs 3. School Students 4. SHGs 5. Senior Citizen 6. Others)
DAKSHIN BIHAR GRAMIN BANK	6701	4	10-10-2023	Rohtas	TILAUTHU	KEPRA	51	N	N	N	N	N	N	N	N	N	N	5		
DAKSHIN BIHAR GRAMIN BANK	6701	5	11-10-2023	Rohtas	KOCHAS	PARSATHUA	44	N	N	N	N	N	N	N	N	N	N	3		
DAKSHIN BIHAR GRAMIN BANK	6701	6	14-11-2023	Rohtas	SIEGASGAR	BHAGWANPUR	66	N	N	N	N	N	N	N	N	N	N	2		
DAKSHIN BIHAR GRAMIN BANK	6701	7	15-11-2023	Rohtas	DIHRI	GHORIDIHA	78	N	N	N	N	N	N	N	N	N	N	4		
DAKSHIN BIHAR GRAMIN BANK	6701	8	16-11-2023	Rohtas	CHENARI	MOKARA	81	N	N	N	N	N	N	N	N	N	N	4		
DAKSHIN BIHAR GRAMIN BANK	6701	9	17-11-2023	Rohtas	KUMHA	BIRAMPUR	78	N	N	N	N	N	N	N	N	N	N	5		
DAKSHIN BIHAR GRAMIN BANK	6701	10	22-11-2023	Rohtas	DIHRI	BIRANWALA	70	N	N	N	N	N	N	N	N	N	N	3		
DAKSHIN BIHAR GRAMIN BANK	6701	11	14-12-2023	Rohtas	BIKRAMGANJ	GHUSIYA KHURD	57	N	N	N	N	N	N	N	N	N	N	2		
DAKSHIN BIHAR GRAMIN BANK	6701	12	15-12-2023	Rohtas	DIHRI	DATIHAT	61	N	N	N	N	N	N	N	N	N	N	1		
DAKSHIN BIHAR GRAMIN BANK	6701	13	16-12-2023	Rohtas	DIHRI	PAHLEIA	44	N	N	N	N	N	N	N	N	N	N	4		
DAKSHIN BIHAR GRAMIN BANK	7201	1	04-10-2023	MUNGER	JAMALPUR	Patam East	68	N	N	N	N	N	N	N	N	N	N	5		
DAKSHIN BIHAR GRAMIN BANK	7201	2	07-10-2023	MUNGER	JAMALPUR	Patam East	42	N	N	N	N	N	N	N	N	N	N	3		
DAKSHIN BIHAR GRAMIN BANK	7201	3	12-10-2023	MUNGER	JAMALPUR	Singhjan	56	N	N	N	N	N	N	N	N	N	N	4		
DAKSHIN BIHAR GRAMIN BANK	7201	4	27-10-2023	MUNGER	SADAR MUNGER	Tikarapur	60	N	N	N	N	N	N	N	N	N	N	4		
DAKSHIN BIHAR GRAMIN BANK	7201	5	02-11-2023	MUNGER	BARHAPUR	Barharpur North	58	N	N	N	N	N	N	N	N	N	N	3		
DAKSHIN BIHAR GRAMIN BANK	7201	6	07-11-2023	MUNGER	KHARAGPUR	Naki	59	N	N	N	N	N	N	N	N	N	N	6		
DAKSHIN BIHAR GRAMIN BANK	7201	7	29-11-2023	MUNGER	KHARAGPUR	Bahira	56	N	N	N	N	N	N	N	N	N	N	4		
DAKSHIN BIHAR GRAMIN BANK	7201	8	30-11-2023	MUNGER	SADAR MUNGER	Nauwagadhi sout	48	N	N	N	N	N	N	N	N	N	N	6		
DAKSHIN BIHAR GRAMIN BANK	7201	9	04-12-2023	MUNGER	SADAR MUNGER	Nauwagadhi Nort	42	N	N	N	N	N	N	N	N	N	N	1		
DAKSHIN BIHAR GRAMIN BANK	7201	10	12-12-2023	MUNGER	DHARHARA	Srobag	57	N	N	N	N	N	N	N	N	N	N	1		
DAKSHIN BIHAR GRAMIN BANK	7201	11	15-12-2023	MUNGER	DHARHARA	Bangawa	46	N	N	N	N	N	N	N	N	N	N	6		
DAKSHIN BIHAR GRAMIN BANK	7501	1	26-12-2023	LAKHISARAI	KHAGASPUR	Bajajpur	59	N	N	N	N	N	N	N	N	N	N	1		
DAKSHIN BIHAR GRAMIN BANK	7501	2	13-10-2023	LAKHISARAI	RAMGARH CHOWI	Kaindi	56	N	N	N	N	N	N	N	N	N	N	1		
DAKSHIN BIHAR GRAMIN BANK	7501	3	30-11-2023	LAKHISARAI	LAKHISARAI	SALONACHAK	88	N	N	N	N	N	N	N	N	N	N	1		
DAKSHIN BIHAR GRAMIN BANK	7501	4	07-12-2023	LAKHISARAI	HALSI	SIBSONA	50	N	N	N	N	N	N	N	N	N	N	2		
DAKSHIN BIHAR GRAMIN BANK	7501	5	12-12-2023	LAKHISARAI	PIPARIA	PIPARIA	80	N	N	N	N	N	N	N	N	N	N	4		
DAKSHIN BIHAR GRAMIN BANK	7701	1	02-10-2023	BEGUSARAI	BARHIYA	PRATAPPUR	55	N	N	N	N	N	N	N	N	N	N	3		
DAKSHIN BIHAR GRAMIN BANK	7701	2	13-10-2023	BEGUSARAI	BEGUSARAI	RAMANPUR	55	N	N	N	N	N	N	N	N	N	N	5		
DAKSHIN BIHAR GRAMIN BANK	7701	3	17-10-2023	BEGUSARAI	MATHANI	BAGDOV	64	N	N	N	N	N	N	N	N	N	N	2		
DAKSHIN BIHAR GRAMIN BANK	7701	4	19-10-2023	BEGUSARAI	BALIYA	SAFAPUR	68	N	N	N	N	N	N	N	N	N	N	4		
DAKSHIN BIHAR GRAMIN BANK	7701	5	26-10-2023	BEGUSARAI	BANHRIBAZAR	LAKHMINYA	57	N	N	N	N	N	N	N	N	N	N	6		
DAKSHIN BIHAR GRAMIN BANK	7701	6	03-11-2023	BEGUSARAI	BANHRIBAZAR	PARANPUR	52	N	N	N	N	N	N	N	N	N	N	1		
DAKSHIN BIHAR GRAMIN BANK	7701	7	10-11-2023	BEGUSARAI	GARHPURA	SAGARPURA	60	N	N	N	N	N	N	N	N	N	N	3		
DAKSHIN BIHAR GRAMIN BANK	7701	8	14-12-2023	BEGUSARAI	GARHPURA	MANIKPUR	74	N	N	N	N	N	N	N	N	N	N	2		
DAKSHIN BIHAR GRAMIN BANK	7701	9	22-11-2023	BEGUSARAI	MANHAUL	MANIPUR	48	N	N	N	N	N	N	N	N	N	N	6		
DAKSHIN BIHAR GRAMIN BANK	7701	10	28-11-2023	BEGUSARAI	MANHAUL	KAROR	57	N	N	N	N	N	N	N	N	N	N	1		
DAKSHIN BIHAR GRAMIN BANK	7701	11	05-12-2023	BEGUSARAI	MANHAUL	KHARHAR	65	N	N	N	N	N	N	N	N	N	N	2		
DAKSHIN BIHAR GRAMIN BANK	7701	12	05-12-2023	BEGUSARAI	MANHAUL	SAURI	54	N	N	N	N	N	N	N	N	N	N	5		
DAKSHIN BIHAR GRAMIN BANK	7701	13	08-12-2023	BEGUSARAI	MANHAUL	GAMHARVA	62	N	N	N	N	N	N	N	N	N	N	4		
DAKSHIN BIHAR GRAMIN BANK	7701	14	14-12-2023	BEGUSARAI	BAFAUNI	SORWAN	74	N	N	N	N	N	N	N	N	N	N	2		
DAKSHIN BIHAR GRAMIN BANK	7901	1	12-10-2023	Sheikhpura	TEGHA	MADHURAPUR	69	N	N	N	N	N	N	N	N	N	N	4		
DAKSHIN BIHAR GRAMIN BANK	7901	2	17-10-2023	Sheikhpura	Arayan	Brnna	71	N	N	N	N	N	N	N	N	N	N	3		
DAKSHIN BIHAR GRAMIN BANK	7901	3	17-10-2023	Sheikhpura	Arayan	Brnna	60	N	N	N	N	N	N	N	N	N	N	1		
DAKSHIN BIHAR GRAMIN BANK	7901	4	18-10-2023	Sheikhpura	Arayan	Chorwar	35	N	N	N	N	N	N	N	N	N	N	4		
DAKSHIN BIHAR GRAMIN BANK	7901	5	20-10-2023	Sheikhpura	Sheikhpura	Ornma	25	N	N	N	N	N	N	N	N	N	N	1		
DAKSHIN BIHAR GRAMIN BANK	7901	6	20-10-2023	Sheikhpura	Sheikhpura	Kore	38	N	N	N	N	N	N	N	N	N	N	1		
DAKSHIN BIHAR GRAMIN BANK	7901	6	20-10-2023	Sheikhpura	Sheikhpura	Mchabbatpur	19	N	N	N	N	N	N	N	N	N	N	1		

ANNEX III- PART B

QUARTERLY REPORT ON CONDUCT OF TARGET GROUP SPECIFIC CAMPS BY FLCs : Annexure-2 Part(B)														
AS ON 31.12.2023														
Bank Name	FLC Code	Sr. No. of Camp	Date of target specific camp (DD/M/YY)	District	Block	Village	No. Of Participants	Stakeholders present (Indicate Y/N)				Target Group Addressed (1. Farmers 2. Small Entrepreneurs 3. School Students 4. SHGs 5. Senior Citizen 6. Others)		
UTTAR BIHAR GRAMIN BANK	4802	19	08-11-2023	SUPAUL	PIPIRA	THUMHA	65	N	N	N	N	Y	Y	4
UTTAR BIHAR GRAMIN BANK	4802	22	08-11-2023	SUPAUL	SARAIGARH BHAPT	BHAPTIAHI	44	N	N	N	N	Y	Y	1
UTTAR BIHAR GRAMIN BANK	4802	24	12-12-2023	SUPAUL	PIPIRA	MANESHPUR	42	N	N	N	N	Y	Y	3
UTTAR BIHAR GRAMIN BANK	4802	29	13-12-2023	SUPAUL	RAGHOPUR	KARIJAN BAZAR	42	N	N	N	N	Y	Y	5,6
UTTAR BIHAR GRAMIN BANK	4902	2	11-10-2023	KISHANGANJ	KISHANGANJ	BELWA	42	N	N	N	N	Y	Y	3
UTTAR BIHAR GRAMIN BANK	4902	3	15-11-2023	KISHANGANJ	BAHADURGANJ	BISHUNPUR HAT	44	N	N	N	N	Y	Y	1,2
UTTAR BIHAR GRAMIN BANK	4902	6	22-11-2023	KISHANGANJ	POTHIA	CHHATTANGACHH	48	N	N	N	N	Y	Y	1,2
UTTAR BIHAR GRAMIN BANK	4902	8	13-10-2023	KISHANGANJ	BAHADURGANJ	GANGI	43	N	N	N	N	Y	Y	5,6
UTTAR BIHAR GRAMIN BANK	4902	10	11-10-2023	KISHANGANJ	KOCHADHAMAN	JANTA HAT	43	N	N	N	N	Y	Y	1,2
UTTAR BIHAR GRAMIN BANK	4902	11	22-11-2023	KISHANGANJ	TERRAGACHH	JHALA	44	N	N	N	N	Y	Y	3
UTTAR BIHAR GRAMIN BANK	4902	14	12-10-2023	KISHANGANJ	KISHANGANJ	KHAGRA	41	N	N	N	N	Y	Y	5,6
UTTAR BIHAR GRAMIN BANK	4902	19	12-10-2023	KISHANGANJ	KISHANGANJ	LAHRA CHOWK	43	N	N	N	N	Y	Y	3
UTTAR BIHAR GRAMIN BANK	4902	20	15-11-2023	KISHANGANJ	KOCHADHAMAN	MAUDHO	44	N	N	N	N	Y	Y	1,2
UTTAR BIHAR GRAMIN BANK	4902	23	22-11-2023	KISHANGANJ	POTHIA	POTHIA	48	N	N	N	N	Y	Y	1,2
UTTAR BIHAR GRAMIN BANK	4902	24	13-10-2023	KISHANGANJ	POTHIA	POWAKHALI	47	N	N	N	N	Y	Y	5,6
UTTAR BIHAR GRAMIN BANK	4902	28	22-11-2023	KISHANGANJ	POTHIA	TATYAPUR	41	N	N	N	N	Y	Y	4
UTTAR BIHAR GRAMIN BANK	4902	29	23-11-2023	KISHANGANJ	DIGHALBANK	TAPPU	41	N	N	N	N	Y	Y	4,5
UTTAR BIHAR GRAMIN BANK	4902	30	11-10-2023	KISHANGANJ	TERRAGACHH	TEDHAGACHH	47	N	N	N	N	Y	Y	4
UTTAR BIHAR GRAMIN BANK	5002	1	17-11-2023	Siemari	Rumaisaidpur	Oljpur	46	N	N	N	N	Y	Y	1
UTTAR BIHAR GRAMIN BANK	5002	2	17-11-2023	Siemari	Nanpur	Raipur	41	N	N	N	N	Y	Y	1
UTTAR BIHAR GRAMIN BANK	5002	3	06-12-2023	Siemari	Parsauli	parauni	39	N	N	N	N	Y	Y	1
UTTAR BIHAR GRAMIN BANK	5002	5	13-12-2023	Siemari	Choraut	Choraut	33	N	N	N	N	Y	Y	1
UTTAR BIHAR GRAMIN BANK	5002	8	14-12-2023	Siemari	Bathaha	Jagbana	38	N	N	N	N	Y	Y	2
UTTAR BIHAR GRAMIN BANK	5002	9	20-12-2023	Siemari	Sombarsa	Kanhaul	41	N	N	N	N	Y	Y	1
UTTAR BIHAR GRAMIN BANK	5002	10	12-12-2023	Siemari	Suraund	Kumma	40	N	N	N	N	Y	Y	1
UTTAR BIHAR GRAMIN BANK	5002	11	12-12-2023	Siemari	Bathaha	Sirsiya1	39	N	N	N	N	Y	Y	1
UTTAR BIHAR GRAMIN BANK	5002	12	13-12-2023	Siemari	Choraut	Yaddupatti	38	N	N	N	N	Y	Y	1
UTTAR BIHAR GRAMIN BANK	5002	22	19-10-2023	Siemari	Bathaha	Sirsiya1	35	N	N	N	N	Y	Y	2
UTTAR BIHAR GRAMIN BANK	5302	1	12-12-2023	EAST CHAMPARAN	MIRPUR	MIRPUR	55	N	N	N	N	Y	Y	1
UTTAR BIHAR GRAMIN BANK	5302	2	11-12-2023	EAST CHAMPARAN	JANPUL CHOWK	JANPUL CHOWK	61	N	N	N	N	Y	Y	4
UTTAR BIHAR GRAMIN BANK	5302	3	13-12-2023	EAST CHAMPARAN	LAKHAURA	LAKHAURA	48	N	N	N	N	Y	Y	4
UTTAR BIHAR GRAMIN BANK	5302	4	08-12-2023	EAST CHAMPARAN	PAKRIDAYAL	PAKRIDAYAL	70	N	N	N	N	Y	Y	5
UTTAR BIHAR GRAMIN BANK	5302	5	16-12-2023	EAST CHAMPARAN	SHIKARGANJ	SHIKARGANJ	53	N	N	N	N	Y	Y	1
UTTAR BIHAR GRAMIN BANK	5302	6	14-12-2023	EAST CHAMPARAN	ABERAJ	ABERAJ	47	N	N	N	N	Y	Y	1
UTTAR BIHAR GRAMIN BANK	5302	7	15-12-2023	EAST CHAMPARAN	DHAKA	DHAKA	66	N	N	N	N	Y	Y	2
UTTAR BIHAR GRAMIN BANK	5402	1	18-10-2023	Madhubani	Jhanjharpur	Jhanjharpur	45	N	N	N	N	Y	Y	2
UTTAR BIHAR GRAMIN BANK	5402	2	17-11-2023	Madhubani	Babubarhi	Araria	30	N	N	N	N	Y	Y	4
UTTAR BIHAR GRAMIN BANK	5402	3	17-11-2023	Madhubani	Ladania	Tirhuta	32	N	N	N	N	Y	Y	1,5
UTTAR BIHAR GRAMIN BANK	5402	4	21-12-2023	Madhubani	Jhanjharpur	Belahi	60	N	N	N	N	Y	Y	3
UTTAR BIHAR GRAMIN BANK	5402	5	04-10-2023	MADHUBANI	Pandaul	Karnpur	48	N	N	N	N	Y	Y	4
UTTAR BIHAR GRAMIN BANK	5402	6	30-10-2023	MADHUBANI	Rajpara	Shreespur Hatti	38	N	N	N	N	Y	Y	3
UTTAR BIHAR GRAMIN BANK	5402	7	15-11-2023	MADHUBANI	Khajauli	Bhukua	54	N	N	N	N	Y	Y	1
UTTAR BIHAR GRAMIN BANK	5402	8	04-11-2023	MADHUBANI	Rahika	Sakri	40	N	N	N	N	Y	Y	4
UTTAR BIHAR GRAMIN BANK	5402	9	15-12-2023	MADHUBANI	Pali	Rahika	36	N	N	N	N	Y	Y	4
UTTAR BIHAR GRAMIN BANK	5702	10	16-12-2023	MADHUBANI	Rahika	Pali	60	N	N	N	N	Y	Y	3
UTTAR BIHAR GRAMIN BANK	5702	1	23-11-2023	SIWAN	HASANPURA	Pandaul	46	N	N	N	N	Y	Y	4
UTTAR BIHAR GRAMIN BANK	5702	2	08-12-2023	SIWAN	MAHARAIGANJ	GOPALPUR 2nd	52	N	N	N	N	Y	Y	1
UTTAR BIHAR GRAMIN BANK	5702	3	22-12-2023	SIWAN	SIWAN	MAHARAIGANJ	47	N	N	N	N	Y	Y	3
UTTAR BIHAR GRAMIN BANK	5702	4	05-12-2023	SIWAN	ANDAR	Sarabe	47	N	N	N	N	Y	Y	4
UTTAR BIHAR GRAMIN BANK	5702	5	08-12-2023	SIWAN	HUSSAINGANJ	Sinjahi	33	N	N	N	N	Y	Y	4,6
UTTAR BIHAR GRAMIN BANK	5702				Jurkan	Jurkan		N	N	N	N	Y	Y	3

ANNEX III- PART B QUARTERLY REPORT ON CONDUCT OF TARGET GROUP SPECIFIC CAMPS BY FLCs - Annexure-2 Part(B) AS ON 31.12.2023

Bank Name	FLC Code	Sr. No. of Camp	Date of target specific camp (DD/MM/YY)	District	Block	Village	No. Of Participants	Stakeholders present (Indicate Y/N)												Target Group Addressed (1. Farmers 2. Small Entrepreneurs 3. School Students 4. SHGs 5. Senior Citizen 6. Others)
								1	2	3	4	5	6	7	8	9	10	11	12	
UTTAR BIHAR GRAMIN BANK	5702	6	12-12-2023	SIWAN	LAKARI NABIGANJ	Bagauchha	52	N	N	N	N	N	N	N	N	N	N	1,2		
UTTAR BIHAR GRAMIN BANK	5702	7	15-12-2023	SIWAN	PACHRUHI	Pakri Bangali	58	N	N	N	N	N	N	N	N	N	N	4,5		
UTTAR BIHAR GRAMIN BANK	5702	8	19-12-2023	SIWAN	RAGHUNATHPUR	Suraballa	53	N	N	N	N	N	N	N	N	N	N	4,5		
UTTAR BIHAR GRAMIN BANK	5702	9	21-12-2023	SIWAN	BHAGWANPUR HAT	Chorauli	46	N	N	N	N	N	N	N	N	N	N	1,2		
UTTAR BIHAR GRAMIN BANK	6202	1	05-12-2023	MUZAFFARPUR	SARAIYA	HARDI	50	N	N	N	N	N	N	N	N	N	N	4		
UTTAR BIHAR GRAMIN BANK	6202	2	06-12-2023	MUZAFFARPUR	KUDHANI	GOBARSAHI CHOWK	45	N	N	N	N	N	N	N	N	N	N	3,5		
UTTAR BIHAR GRAMIN BANK	6202	3	14-12-2023	MUZAFFARPUR	MUSHARI	MUSHARI	47	N	N	N	N	N	N	N	N	N	N	3		
UTTAR BIHAR GRAMIN BANK	6202	4	19-12-2023	MUZAFFARPUR	KUDHANI	MAHANTH MANVIYAR	45	N	N	N	N	N	N	N	N	N	N	4,5		
UTTAR BIHAR GRAMIN BANK	6202	5	20-12-2023	MUZAFFARPUR	MOTIPUR	MOTIPUR	50	N	N	N	N	N	N	N	N	N	N	1		
UTTAR BIHAR GRAMIN BANK	6202	6	21-12-2023	MUZAFFARPUR	MARWAN	JHAPHA	45	N	N	N	N	N	N	N	N	N	N	1,5		
UTTAR BIHAR GRAMIN BANK	6302	7	22-12-2023	MUZAFFARPUR	SANRA	BAHYPUR VAND	45	N	N	N	N	N	N	N	N	N	N	4		
UTTAR BIHAR GRAMIN BANK	6302	1	09-11-2023	Gopalganj	Bhore	Kaivanpur	150	N	N	N	N	N	N	N	N	N	N	1		
UTTAR BIHAR GRAMIN BANK	6302	2	13-11-2023	Gopalganj	Maniha	Pipra Khas	50	N	N	N	N	N	N	N	N	N	N	1		
UTTAR BIHAR GRAMIN BANK	6302	3	14-11-2023	Gopalganj	Uchhikagan	Dharparsa	100	N	N	N	N	N	N	N	N	N	N	3		
UTTAR BIHAR GRAMIN BANK	6302	4	15-11-2023	Gopalganj	Uchhikagan	Balahata	60	N	N	N	N	N	N	N	N	N	N	1		
UTTAR BIHAR GRAMIN BANK	6302	5	11-12-2023	Gopalganj	Uchhikagan	Jamsar	70	N	N	N	N	N	N	N	N	N	N	4		
UTTAR BIHAR GRAMIN BANK	6302	6	15-12-2023	Gopalganj	Hathua	Kusaunthi	80	N	N	N	N	N	N	N	N	N	N	1		
UTTAR BIHAR GRAMIN BANK	6302	7	19-12-2023	Gopalganj	Madhokote	bhagipatti khur	72	N	N	N	N	N	N	N	N	N	N	1		
UTTAR BIHAR GRAMIN BANK	6302	8	22-12-2023	Gopalganj	Barauli	sasamsa	58	N	N	N	N	N	N	N	N	N	N	4		
UTTAR BIHAR GRAMIN BANK	6302	9	24-12-2023	Gopalganj	Barauli	Larauli	110	N	N	N	N	N	N	N	N	N	N	4,5		
UTTAR BIHAR GRAMIN BANK	6302	10	25-12-2023	Gopalganj	Barauli	Khajuria	90	N	N	N	N	N	N	N	N	N	N	1		
UTTAR BIHAR GRAMIN BANK	6302	11	26-12-2023	Gopalganj	Barauli	Madhopur	70	N	N	N	N	N	N	N	N	N	N	1,5		
UTTAR BIHAR GRAMIN BANK	6302	12	30-12-2023	Gopalganj	Uchhikagan	Sathi	70	N	N	N	N	N	N	N	N	N	N	1,5		
UTTAR BIHAR GRAMIN BANK	6402	1	19-10-2023	west Champaran	CHAMPATIYA	KUMARBAGH	35	N	N	N	N	N	N	N	N	N	N	1,5		
UTTAR BIHAR GRAMIN BANK	6402	2	21-10-2023	west Champaran	BAIRYA	DUMARIA	40	N	N	N	N	N	N	N	N	N	N	4		
UTTAR BIHAR GRAMIN BANK	6402	3	27-10-2023	west Champaran	BAGHA	TANKI BAZAR	25	N	N	N	N	N	N	N	N	N	N	3,5		
UTTAR BIHAR GRAMIN BANK	6402	4	30-11-2023	west Champaran	CHAMPATIYA	KUMARBAGH	30	N	N	N	N	N	N	N	N	N	N	3		
UTTAR BIHAR GRAMIN BANK	6402	5	29-11-2023	west Champaran	LAURIA	LALSARIYA +2 HI	35	N	N	N	N	N	N	N	N	N	N	4		
UTTAR BIHAR GRAMIN BANK	6402	6	17-11-2023	west Champaran	BAIRYA	PAKNAHA	25	N	N	N	N	N	N	N	N	N	N	1,5		
UTTAR BIHAR GRAMIN BANK	6402	7	28-11-2023	west Champaran	PIPRASI	MANJHARIYA	35	N	N	N	N	N	N	N	N	N	N	1,5		
UTTAR BIHAR GRAMIN BANK	6402	8	23-11-2023	west Champaran	CHAMPATIYA	KUMARBAGH	36	N	N	N	N	N	N	N	N	N	N	4		
UTTAR BIHAR GRAMIN BANK	6402	9	07-12-2023	west Champaran	LAURIA	LAURIA	48	N	N	N	N	N	N	N	N	N	N	1		
UTTAR BIHAR GRAMIN BANK	6402	10	22-12-2023	west Champaran	PIPRASI	MANJHARIYA	31	N	N	N	N	N	N	N	N	N	N	1		
UTTAR BIHAR GRAMIN BANK	6402	11	30-12-2023	west Champaran	Tariyani	Bindawan	33	N	N	N	N	N	N	N	N	N	N	1		
UTTAR BIHAR GRAMIN BANK	6502	6	16-11-2023	Sheohar	Piprahi	Dhankaul	44	N	N	N	N	N	N	N	N	N	N	1		
UTTAR BIHAR GRAMIN BANK	6502	7	12-12-2023	Sheohar	Tariyani	Bindawan	32	N	N	N	N	N	N	N	N	N	N	1		
UTTAR BIHAR GRAMIN BANK	6502	13	19-12-2023	Sheohar	Piprahi	Tariyani Chowk	30	N	N	N	N	N	N	N	N	N	N	1		
UTTAR BIHAR GRAMIN BANK	6502	14	21-11-2023	Sheohar	Piprahi	Dhankaul	41	N	N	N	N	N	N	N	N	N	N	1		
UTTAR BIHAR GRAMIN BANK	6502	15	14-12-2023	Sheohar	Piprahi	Purnahiya	40	N	N	N	N	N	N	N	N	N	N	1		
UTTAR BIHAR GRAMIN BANK	6502	16	21-11-2023	Sheohar	Piprahi	Purnahiya	32	N	N	N	N	N	N	N	N	N	N	2		
UTTAR BIHAR GRAMIN BANK	6502	17	16-12-2023	Sheohar	Piprahi	Purnahiya	39	N	N	N	N	N	N	N	N	N	N	1		
UTTAR BIHAR GRAMIN BANK	6502	18	18-12-2023	Sheohar	Tariyani	Samihuti bazir	40	N	N	N	N	N	N	N	N	N	N	1		
UTTAR BIHAR GRAMIN BANK	6502	19	22-11-2023	Sheohar	Tariyani	Sarnaulbazar	44	N	N	N	N	N	N	N	N	N	N	1		
UTTAR BIHAR GRAMIN BANK	6502	20	13-12-2023	Sheohar	Sheohar	Tajpur	34	N	N	N	N	N	N	N	N	N	N	1		
UTTAR BIHAR GRAMIN BANK	6502	21	07-12-2023	Sheohar	Sheohar	Tajpur	41	N	N	N	N	N	N	N	N	N	N	1		
UTTAR BIHAR GRAMIN BANK	6502	23	22-11-2023	Sheohar	Tariyani	Tariyani thowk	37	N	N	N	N	N	N	N	N	N	N	1		
UTTAR BIHAR GRAMIN BANK	6502	24	15-11-2023	Sheohar	Maker	Maker	48	N	N	N	N	N	N	N	N	N	N	1		
UTTAR BIHAR GRAMIN BANK	6602	1	06-10-2023	SARAN	Senp...	NAYAGAON	45	N	N	N	N	N	N	N	N	N	N	4		
UTTAR BIHAR GRAMIN BANK	6602	2	12-10-2023	SARAN	Senp...	NAYAGAON	45	N	N	N	N	N	N	N	N	N	N	4		

ANNEX III- PART C

QUARTERLY REPORT ON CONDUCT OF CAMPS BY RURAL BRANCHES OF BANKS

AS ON 31.12.2023

Sr No.	District Name	No of rural branches in district	No of camps conducted during the quarter
1	Araria	86	259
2	Arwal	40	107
3	Aurangabad	119	335
4	Banka	83	216
5	Begusarai	95	305
6	Bhagalpur	101	270
7	Bhojpur	128	374
8	Buxar	87	266
9	Darbhanga	119	264
10	East Champaran	117	271
11	Gaya	185	542
12	Gopalganj	120	295
13	Jamui	76	235
14	Jehanabad	56	154
15	Kaimur	89	233
16	Katihar	112	175
17	Khagaria	47	167
18	Kishanganj	63	110
19	Lakhisarai	45	172
20	Madhepura	44	204
21	Madhubani	129	271
22	Munger	60	268
23	Muzaffarpur	183	465
24	Nalanda	141	482
25	Nawada	84	223
26	Patna	209	675
27	Purnea	104	201
28	Rohtas	137	403
29	Saharsa	51	100
30	Samastipur	172	469
31	Saran	166	396
32	Sheikhpura	32	146
33	Sheohar	20	56
34	Sitamarhi	55	153
35	Siwan	135	323
36	Supaul	53	97
37	Vaishali	141	359
38	West Champaran	105	395
TOTAL		3789	10436

LBS - MIS

Statement showing Achievement vis-à-vis Targets under the Annual Credit Plan (ACP) for the quarter ended 31.12.2023

No. of accounts in actuals , Amount in thousands

Name of the State/Union Territory : SLBC BIHAR

(B) Private Sector Banks

Sr. No	Sector	ACP Target (Fixed)		Achievement		% Achievement		Amount O/s	
		No. of Acc.	Amount	No. of Acc.	Amount	No. of Acc.	Amount	No. of Acc.	Amount
1	Priority Sector (1A+1B+1C+1D+1E+1F+1G+1H)								
1A	Agriculture= 1A(i)+1A(ii)+1A (iii)	951952	175838800	2902617	144505700	304.91	81.72	5458186	193132100
1A(i)	Farm Credit	540660	90074300	1888548	107310900	349.30	119.14	5394356	182752300
1A(ii)	Agriculture Infrastructure	32959	9472600	14245	1403800	43.22	14.84	8284	953800
1A(iii)	Ancillary Activities	378333	77301900	999824	35791000	264.27	46.30	55546	9426000
	<i>Out of 1A(iii) above, loans upto 50 crore to Start-ups engaged in Agri & Allied services</i>	0	0	0	0	0.00	0.00	0	0
	<i>Out of 1A(iii) above, loans to Small & Marginal Farmers</i>	0	0	382446	19088700	0.00	0.00	1522048	49008600
1B	MSMEs = 1B(i)+1B(ii)+1B(iii)+1B(iv)	949814	215077800	344247	156280100	36.24	72.66	328298	147042600
1B(i)	Micro Enterprises (Manufacturing + Service) (including Khadi & Village Industries)	397202	88180600	334647	77209700	84.25	87.56	317487	78263000
1B(ii)	Small Enterprises (Manufacturing + Service)	103328	34412000	5164	52782200	5.00	153.38	9027	49655500
1B(iii)	Medium Enterprises (Manufacturing + Service)	2267	1129100	1324	23348400	58.40	209.80	1620	18930400
1B(iv)	Other finance to MSMEs (As indicated in Master Direction on PSL)	447017	81356100	3112	2939800	0.70	3.61	164	193700
	<i>Out of 1B(iv) above, loans upto 50 crores to Start-ups</i>	0	0	0	0	0.00	0.00	0	0
1C	Export Credit	0	0	0	0	0.00	0.00	0	0
1D	Education	5014	2999900	943	318500	8.81	10.62	2487	803900
1E	Housing	1539	1835300	2086	1013600	135.54	55.23	9079	10818000
1F	Social Infrastructure	2779	1095300	1323	18500	47.61	1.69	1431	30500
1G	Renewable Energy	6031	361600	0	0	0.00	0.00	0	0
1H	Others	893708	53622300	1031972	36308300	115.47	67.71	1085091	43471400
	<i>Out of 1H above, loans up to 50 crore to Start-ups (other than Agri./MSME)</i>	0	0	0	0	0.00	0.00	0	0
2	Sub total Priority Sector Lending = 1A+1B+1C+1D+1E+1F+1G+1H	2810837	451231000	4283188	338444700	132.38	74.91	6884572	395298500
3	Loans to weaker Sections under PSL	923739	64715500	1708318	82302300	134.94	127.18	6701519	182819500
	<i>Out of 3 above, loans to individual women beneficiaries up to ₹1 lakh</i>	0	0	2821104	64155200	0.00	0.00	988462	29332700
4	Non-Priority Sector (4A+4B+4C+4D+4E)								
4A	Agriculture	0	0	311	457500	0.00	0.00	380	1170400
4B	Education	1085	2371700	153	296100	14.10	12.48	217	469800
4C	Housing	3025	9516000	3383	8362900	111.83	87.88	11578	32697000
4D	Personal Loans under Non-Priority Sector	296621	61698400	54077	28049100	18.23	45.46	127794	54152200
4E	Others	671289	139628000	1066019	166859700	158.80	119.50	1873258	258344500
5	Sub-total Non-Priority Sector Lending = 4A+4B+4C+4D+4E	972020	213214100	1123943	204025300	115.63	95.69	2013227	346833900
	Total = 2+3	3782857	665045100	5407131	542470000	142.94	81.57	8897799	742132400

LBS - MIS

Statement showing Achievement vis-à-vis Targets under the Annual Credit Plan (ACP) for the quarter ended 31.12.2023

Name of the State/Union Territory : SLBC BIHAR

No. of accounts in actuals, Amount in thousands

Sr. No	Sector	(C) Co-Operative									
		ACP Target (Fixed)		Achievement		% Achievement		Amount		Amount O/s	
		No. of Acc.	Amount	No. of Acc.	Amount	No. of Acc.	Amount	No. of Acc.	Amount	No. of Acc.	Amount
1	Priority Sector (1A+1B+1C+1D+1E+1F+1G+1H)										
1A	Agriculture= 1A(i)+1A(ii)+1A (iii)										
1A(i)	Farm Credit	295910	47523800	56018	16900100	18.93	35.56	510165	510165	510165	51759300
1A(ii)	Agriculture Infrastructure	280530	40641400	56018	16900100	19.97	41.58	510165	510165	510165	51759300
1A(iii)	Ancillary Activities	10329	3299000	0	0	0.00	0.00	0	0	0	0
	<i>Out of 1A(iii) above, loans upto 50 crore to Start-ups engaged in Agri & Allied services</i>	5051	3583400	0	0	0.00	0.00	0	0	0	0
	<i>Out of Agriculture, loans to Small & Marginal Farmers</i>	0	0	0	0	0.00	0.00	0	0	0	0
1B	<i>MSMEs = 1B(i)+1B(ii)+1B(iii)+1B(iv)</i>	0	0	23600	908100	0.00	0.00	460931	460931	460931	50078500
1B(i)	Micro Enterprises (Manufacturing + Service) (including Khadi & Village Industries)	0	0	0	0	0.00	0.00	0	0	0	0
1B(ii)	Small Enterprises (Manufacturing + Service)	0	0	0	0	0.00	0.00	0	0	0	0
1B(iii)	Medium Enterprises (Manufacturing + Service)	0	0	0	0	0.00	0.00	0	0	0	0
1B(iv)	Other finance to MSMEs (As indicated in Master Direction on PSL)	0	0	0	0	0.00	0.00	0	0	0	0
	<i>Out of 1B(iv) above, loans upto 50 crores to Start-ups</i>	0	0	0	0	0.00	0.00	0	0	0	0
1C	Export Credit	0	0	0	0	0.00	0.00	0	0	0	0
1D	Education	0	0	0	0	0.00	0.00	0	0	0	0
1E	Housing	62	6100	0	0	0.00	0.00	0	0	0	0
1F	Social Infrastructure	0	0	0	0	0.00	0.00	0	0	0	0
1G	Renewable Energy	0	0	0	0	0.00	0.00	0	0	0	0
1H	Others	0	0	0	0	0.00	0.00	0	0	0	0
	<i>Out of 1H above, loans upto 50 crore to Start-ups (other than Agri/ MSME)</i>	234297	14057700	1700	2429500	0.73	17.28	8527	8527	8527	4129000
2	Sub total Priority Sector Lending = 1A+1B+1C+1D+1E+1F+1G+1H	0	0	0	0	0.00	0.00	0	0	0	0
3	Loans to weaker Sections under PSL	530269	61617600	57718	19329600	10.88	31.37	518692	518692	518692	55888300
	<i>Out of 3 above, loans to individual women beneficiaries up to ₹1 lakh</i>	67139	15460800	0	0	0.00	0.00	0	0	0	0
4	Non-Priority Sector (4A+4B+4C+4D+4E)	0	0	0	0	0.00	0.00	0	0	0	0
4A	Agriculture	0	0	0	0	0.00	0.00	0	0	0	0
4B	Education	1	1200	0	0	0.00	0.00	0	0	0	0
4C	Housing	2	6500	20	30200	1000.00	464.62	592	592	592	218500
4D	Personal Loans under Non-Priority Sector	202	42500	416	97200	205.94	228.71	3057	3057	3057	451600
4E	Others	540	113300	275	1651300	50.93	1457.46	2202	2202	2202	1910700
5	Sub-total Non-Priority Sector Lending = 4A+4B+4C+4D+4E	745	163500	711	1778700	95.44	1087.89	5851	5851	5851	2580800
	Total = 2+5	531014	61781100	58429	21108300	11.00	34.17	524543	524543	524543	58469100

LBS - MIS

Statement showing Achievement vis-à-vis Targets under the Annual Credit Plan (ACP) for the quarter ended 31.12.2023

No. of accounts in actuals, Amount in thousands

Name of the State/Union Territory : SLBC BIHAR

(D) RRB

Sr. No	Sector	ACP Target (Fixed)		Achievement		% Achievement		Amount O/s	
		No. of Acc.	Amount	No. of Acc.	Amount	No. of Acc.	Amount	No. of Acc.	Amount
1	Priority Sector (1A+1B+1C+1D+1E+1F+1G+1H)	1557349	248614600	1341951	198864400	86.17	79.99	2171383	173116300
1A	Agriculture= 1A(i)+1A(ii)+1A (iii)	1488160	219919100	1341950	198862400	50.18	90.43	2171144	173087500
1A(i)	Farm Credit	52829	16192400	1	2000	0.00	0.01	47	12400
1A(ii)	Agriculture Infrastructure	16360	12503100	0	0	0.00	0.00	192	16400
1A(iii)	Ancillary Activities	0	0	0	0	0.00	0.00	0	0
	<i>Out of 1A(iii) above, loans upto 50 crore to Start-ups engaged in Agri & Allied services</i>	0	0	957803	138831300	0.00	0.00	1953365	87022200
	<i>Out of Agriculture, loans to Small & Marginal Farmers</i>	257509	58310000	84412	15715700	32.78	26.95	528430	63154600
1B	MSMEs = 1B(i)+1B(ii)+1B(iii)+1B(iv)	107689	23906700	84359	15699500	78.34	65.67	528430	63154600
1B(i)	Micro Enterprises (Manufacturing + Service) (including Khadi & Village Industries)	28017	9329700	0	0	0.00	0.00	0	0
1B(ii)	Small Enterprises (Manufacturing + Service)	615	3017300	0	0	0.00	0.00	0	0
1B(iii)	Medium Enterprises (Manufacturing + Service)	121188	22056300	53	16200	0.04	0.07	0	0
1B(iv)	Other finance to MSMEs (As indicated in Master Direction on PSL)	0	0	0	0	0.00	0.00	0	0
	<i>Out of 1B(iv) above, loans upto 50 crores to Start-ups</i>	0	0	0	0	0.00	0.00	0	0
1C	Export Credit	888	529600	169	28300	19.03	5.34	7379	2086400
1D	Education	605	723700	1451	1644400	239.33	227.22	6798	3860900
1E	Housing	316	124700	0	0	0.00	0.00	0	0
1F	Social Infrastructure	856	51500	0	0	0.00	0.00	250	7400
1G	Renewable Energy	706	42500	198	98200	28.05	231.06	6738	2847400
1H	Others	0	0	0	0	0.00	0.00	0	0
	<i>Out of 1H above, loans upto 50 crore to Start-ups (other than Agri/ MSME)</i>	1818229	308396600	1428181	216351000	78.55	70.15	2720478	245073000
2	Sub total Priority Sector Lending = 1A+1B+1C+1D+1E+1F+1G+1H	474805	36443900	1547170	183867600	325.85	504.52	2052571	182303500
3	Loans to weaker Sections under PSL	0	0	58486	5088900	0.00	0.00	392832	37538900
	<i>Out of 3 above, loans to individual women beneficiaries up to ₹1 lakh</i>	0	0	0	0	0.00	0.00	0	0
4	Non-Priority Sector (4A+4B+4C+4D+4E)	0	0	0	0	0.00	0.00	0	0
4A	Agriculture	17	40300	0	0	0.00	0.00	0	0
4B	Education	48	161100	58	174200	-20.83	108.13	2256	4141100
4C	Housing	5035	1047300	644	401000	12.79	38.29	6569	1457600
4D	Personal Loans under Non-Priority Sector	13367	2779700	15508	4197300	116.02	151.00	29535	6042600
4E	Others	18457	4028400	16210	4772500	87.78	118.47	38360	11641300
5	Sub-total Non-Priority Sector Lending = 4A+4B+4C+4D+4E	1836696	312425000	1444391	221123500	78.64	70.78	2758838	256714300
	Total = 2+5								

LBS - MIS

Statement showing Achievement vis-à-vis Targets under the Annual Credit Plan (ACP) for the quarter ended 31.12.2023

Name of the State/Union Territory : SLBC BIHAR

No. of accounts in actuals , Amount in thousands

(E) Small Finance Bank

Sr. No	Sector	ACP Target (Fixed)		Achievement		% Achievement		Amount O/s	
		No. of Acc.	Amount	No. of Acc.	Amount	No. of Acc.	Amount	No. of Acc.	Amount
1	Priority Sector (1A+1B+1C+1D+1E+1F+1G+1H)								
1A	Agriculture= 1A(i)+1A(ii)+1A (iii)								
1A(i)	Farm Credit	305295	56016300	640076	34436900	209.66	61.48	1384841	49766500
1A(ii)	Agriculture Infrastructure	291525	50170300	640076	34436900	219.56	68.64	1384841	49766500
1A(iii)	Ancillary Activities	9555	3132500	0	0	0.00	0.00	0	0
	<i>Out of 1A(iii) above, loans upto 50 crore to Start-ups engaged in Agri & Allied services</i>	4215	2713500	0	0	0.00	0.00	0	0
	<i>Out of Agriculture, loans to Small & Marginal Farmers</i>	0	0	0	0	0.00	0.00	0	0
1B	MSMEs = 1B(i)+1B(ii)+1B(iii)+1B(iv)								
1B(i)	Micro Enterprises (Manufacturing + Service) (including Khadi & Village Industries)	110851	25100600	24367	1207400	0.00	0.00	924933	33046400
1B(ii)	Small Enterprises (Manufacturing + Service)	46368	1022100	28191	3830000	25.43	15.26	36659	6793200
1B(iii)	Medium Enterprises (Manufacturing + Service)	12053	4016300	25	28200	60.74	36.93	36584	6595000
1B(iv)	Other finance to MSMEs (As indicated in Master Direction on PSL)	264	1297900	2	1000	0.21	0.70	69	194100
	<i>Out of 1B(iv) above, loans upto 50 crores to Start-ups</i>	52166	9494300	0	0	0.00	0.00	0	4100
1C	Export Credit	0	0	0	0	0.00	0.00	0	0
1D	Education	0	0	0	0	0.00	0.00	0	0
1E	Housing	371	217400	0	0	0.00	0.00	0	0
1F	Social Infrastructure	575	689300	2220	388500	386.09	56.36	3891	1091700
1G	Renewable Energy	754	296600	8	400	1.06	0.13	426	3600
1H	Others	1341	80300	0	0	0.00	0.00	0	0
	<i>Out of 1H above, loans upto 50 crore to Start-ups (other than Agri/ MSME)</i>	277067	16624200	234081	13316800	84.49	80.10	536522	21468400
2	Sub total Priority Sector Lending = 1A+1B+1C+1D+1E+1F+1G+1H	696254	99024700	904576	51972600	129.92	52.48	1962341	79123500
3	Loans to weaker Sections under PSL	201950	7519800	794691	41444000	393.51	551.13	1491750	53554900
	<i>Out of 3 above, loans to individual women beneficiaries up to ₹1 lakh</i>	0	0	830028	45035100	0.00	0.00	1071166	36909600
4	Non-Priority Sector (4A+4B+4C+4D+4E)								
4A	Agriculture	0	0	2	100	0.00	0.00	0	0
4B	Education	5	8800	0	0	0.00	0.00	0	0
4C	Housing	14	42200	815	489200	5821.43	1159.24	1837	1222800
4D	Personal Loans under Non-Priority Sector	1109	232000	503	59500	45.36	25.65	454	43000
4E	Others	9650	2007100	18423	1761400	190.91	87.76	34342	2468500
5	Sub-total Non-Priority Sector Lending = 4A+4B+4C+4D+4E	10778	2290100	19743	2810200	183.18	100.88	36633	3734300
	Total = 2+5	707032	101314800	924319	54282800	130.73	53.58	1998974	82857800

LBS - MIS

Statement showing Achievement vis-à-vis Targets under the Annual Credit Plan (ACP) for the quarter ended 31.12.2023

No. of accounts in actuals, Amount in thousands

Name of the State/Union Territory : SLBC BIHAR

Sr. No	Sector	ACP Target (Fixed)		Achievement		% Achievement		Amount O/s	
		No. of Acc.	Amount	No. of Acc.	Amount	No. of Acc.	Amount	No. of Acc.	Amount
Total (A+B+C+D+E)									
1	Priority Sector (1A+1B+1C+1D+1E+1F+1G+1H)	5594590	941500000	5897711	611240300	105.42	64.92	11815248	770690500
1A	Agriculture= 1A(i)+1A(ii)+1A (iii)	4849976	737927500	4830782	509432300	99.60	69.04	11610067	702515000
1A(i)	Farm Credit	235261	67163000	14972	9488000	6.36	14.13	13799	8492100
1A(ii)	Agriculture Infrastructure	509353	136409500	1051957	92320000	206.53	67.68	191382	59683400
1A(iii)	Ancillary Activities	0	0	0	0	0.00	0.00	0	0
	<i>Out of 1A(iii) above, 1c ans upto 50 crore to Start-ups engaged in Agri & Allied services</i>	0	0	1980398	244695000	0.00	0.00	6528093	398701800
	<i>Out of Agriculture, loans to Small & Marginal Farmers</i>	3951569	894800000	977870	612051600	24.75	68.40	1627098	557221900
1B	MSMEs = 1B(i)+1B(ii)+1B(iii)+1B(iv)	1652552	366869300	813949	331221900	49.25	90.28	1549804	377962600
1B(i)	Micro Enterprises (Manufacturing + Service) (including Khadi & Village Industries)	429902	143167100	36344	134019800	8.45	93.61	61658	125293500
1B(ii)	Small Enterprises (Manufacturing + Service)	9415	46298900	3000	50262100	31.86	108.56	3718	48995000
1B(iii)	Medium Enterprises (Manufacturing + Service)	1859700	338464700	124577	96547800	6.70	28.53	11918	4970800
1B(iv)	Other finance to MSMEs (As indicated in Master Direction on PSL)	0	0	0	0	0.00	0.00	0	0
	<i>Out of 1B(iv) above, loans upto 50 crores to Start-ups</i>	0	0	0	0	0.00	0.00	0	300
1C	Export Credit	36377	21773800	13194	3175300	36.27	14.58	75149	23563700
1D	Education	29041	34813700	39839	40699200	137.18	116.91	111696	113326500
1E	Housing	44221	17461200	1348	22800	3.05	0.13	1869	722100
1F	Social Infrastructure	43792	2627800	13	6100	0.03	0.23	303	9400
1G	Renewable Energy	1975374	118523500	1342618	92284800	67.97	77.86	1692336	83358300
1H	Others	0	0	10	12000	0.00	0.00	0	0
	<i>Out of 1H above, loans upto 50 crore to Start-ups (other than Agri/ MSME)</i>	11574964	2031500000	8272593	1359480100	70.86	66.92	15923699	1548892400
2	Sub total Priority Sector Lending = 1A+1B+1C+1D+1E+1F+1G+1H	2280771	297993800	4268506	336092200	187.15	112.78	12761882	751189000
3	Loans to weaker Sections under PSL	0	0	3843972	126686200	0.00	0.00	2618530	118203600
	<i>Out of 3 above, loans to individual women beneficiaries up to ₹1 lakh</i>	0	0	37925	43380000	0.00	0.00	571	2735900
4	Non-Priority Sector (4A+4B+4C+4D+4E)	2833	6225600	1118	1017800	39.46	16.35	7437	4159000
4A	Agriculture	7923	24919300	18640	31403900	235.26	126.02	67999	163015400
4B	Education	778658	161962500	292974	137260100	37.63	84.75	1011991	480034700
4C	Housing	1956191	406892600	1198558	348456600	61.27	85.64	2271706	503170400
4D	Personal Loans under Non-Priority Sector	2745605	600000000	1549215	561518400	56.43	93.59	3359704	1153115400
4E	Others	14420569	2631500000	9821800	1920998500	68.11	73.00	18683403	2702008100
5	Sub-total Non-Priority Sector Lending = 4A+4B+4C+4D+4E								
	Total = 2+5								

STATE LEVEL BANKERS' COMMITTEE BIHAR, PATNA

(CONVENOR- STATE BANK OF INDIA)

KCC ANIMAL HUSBANDRY SATURATION DATA (BANK WISE) UPTO 31.12.2023

Cummulative Data (Number)

Sr.No.	Bank Name	Received	Accepted	Sanctioned	Sanctioned (%)	Total Rejected/Returned	Returned/Rejected (%)	Pendency more than 15 days
1	Bank of Baroda	13737	13410	3582	26.71	9007	67.17	749
2	Bank of India	17039	16852	7503	44.52	9037	53.63	224
3	Bank of Maharashtra	46	45	9	20.00	35	77.78	1
4	Canara Bank	6074	5986	2576	43.03	2917	48.73	457
5	Central Bank of India	31660	31333	6535	20.86	23327	74.45	1322
6	Cooperative Bank	1370	1364	305	22.36	959	70.31	99
7	IDBI Bank Ltd.	661	661	25	3.78	366	55.37	270
8	Indian Bank	9944	9757	2636	27.02	7076	72.52	20
9	Indian Overseas Bank	525	525	71	13.52	304	57.90	145
10	J & K Bank	0	0	0	0.00	0	0.00	0
11	Punjab & Sind Bank	16	16	2	12.50	12	75.00	2
12	Punjab National Bank	51108	49357	12722	25.78	35112	71.14	1268
13	State Bank of India	56582	55622	12399	22.29	41882	75.30	1090
14	UCO Bank	10506	9618	2879	29.93	6609	68.71	62
15	Union Bank of India	7717	7537	1370	18.18	5058	67.11	1029
	Grand Total	206985	202083	52614	26.04	141701	70.12	6738

STATE LEVEL BANKERS' COMMITTEE BIHAR, PATNA								
(CONVENOR- STATE BANK OF INDIA)								
KCC ANIMAL HUSBANDRY SATURATION DATA DISTRICT WISE UPTO 31.12.2023								
Cummulative Data (Number)								
Sr.No.	District Name	Received	Accepted	Sanctioned	Sanctioned (%)	Total Rejected/Returned	Rejected/Returned (%)	Pendency more than 15 days
1	Araria	6710	6031	1304	21.62	4395	72.87	278
2	Arwal	1143	1143	320	28.00	760	66.49	60
3	Aurangabad	2414	2293	1027	44.79	1119	48.80	106
4	Banka	6290	6290	1768	28.11	4423	70.32	91
5	Begusarai	6407	5257	1805	34.34	3354	63.80	87
6	Bhagalpur	7447	7447	1981	26.60	5178	69.53	251
7	Bhojpur	4718	4707	1053	22.37	3528	74.95	80
8	Buxar	6083	6081	1537	25.28	4507	74.12	37
9	Darbhanga	6435	6435	1821	28.30	4497	69.88	115
10	Gaya	9549	8339	2291	27.47	5872	70.42	130
11	Gopalganj	3263	3263	1136	34.81	1834	56.21	273
12	Jamui	4261	4151	777	18.72	3184	76.70	178
13	Jehanabad	4219	4213	1652	39.21	2523	59.89	0
14	Kaimur (Bhabua)	3220	3220	991	30.78	2222	69.01	7
15	Katihar	5867	5867	1210	20.62	3886	66.23	687
16	Khagaria	4735	4735	890	18.80	3587	75.76	246
17	Kishanganj	5102	5102	1161	22.76	3620	70.95	262
18	Lakhisarai	4429	4429	1674	37.80	2755	62.20	0
19	Madhepura	5417	5417	2017	37.23	2949	54.44	398
20	Madhubani	12611	12582	1435	11.41	10851	86.24	243
21	Munger	4359	4359	706	16.20	3483	79.90	158
22	Muzaffarpur	13010	13010	3130	24.06	9715	74.67	112
23	Nalanda	1565	1565	721	46.07	537	34.31	302
24	Nawada	5983	5930	1784	30.08	4089	68.95	57
25	Pashchim Champaran	3293	3293	962	29.21	2257	68.54	69
26	Patna	6241	6231	1384	22.21	4198	67.37	649
27	Purba Champaran	4767	4743	909	19.17	3730	78.64	100
28	Purnia	6974	6950	1524	21.93	5209	74.95	192
29	Rohtas	8609	8609	1268	14.73	6900	80.15	406
30	Saharsa	5873	5873	1709	29.10	3903	66.46	143
31	Samastipur	7869	6621	2534	38.27	3673	55.48	262
32	Saran	3683	3683	670	18.19	2957	80.29	56
33	Sheikhpura	1935	1841	409	22.22	1262	68.55	152
34	Sheohar	2340	2306	769	33.35	1402	60.80	135
35	Sitamarhi	9307	9259	3258	35.19	5909	63.82	92
36	Siwan	1912	1865	443	23.75	1291	69.22	128
37	Supaul	1639	1637	363	22.17	1212	74.04	53
38	Vaishali	7306	7306	2221	30.40	4930	67.48	143
Grand Total		206985	202083	52614	26.04	141701	70.12	6738

STATE LEVEL BANKERS' COMMITTEE BIHAR, PATNA

(CONVENOR- STATE BANK OF INDIA)

KCC FISHERIES SATURATION DATA (BANK WISE) UPTO 31.12.2023

Cummulative Data (Number)

Sr.No.	Bank Name	Received	Accepted	Sanctioned	Sanctioned (%)	Total Rejected/R returned	Rejected/R returned (%)	Pendency more than 15 days
1	Bank of Baroda	684	683	47	6.88	612	89.60	24
2	Bank of India	635	635	232	36.54	390	61.42	10
3	Bank of Maharashtra	3	3	0	0.00	3	100.00	0
4	Canara Bank	273	273	88	32.23	157	57.51	24
5	Central Bank of India	1597	1412	218	15.44	1124	79.60	55
6	Cooperative Bank	170	170	64	37.65	90	52.94	15
7	IDBI Bank Ltd.	57	56	4	7.14	27	48.21	25
8	Indian Bank	469	468	43	9.19	422	90.17	1
9	Indian Overseas Bank	14	14	2	14.29	5	35.71	7
10	Jammu & Kashmir Bank Ltd	0	0	0	0.00	0	0.00	0
11	Punjab & Sind Bank	0	0	0	0.00	0	0.00	0
12	Punjab National Bank	2770	2680	215	8.02	2433	90.78	27
13	State Bank of India	2668	2513	234	9.31	2198	87.47	71
14	UCO Bank	434	387	60	15.50	326	84.24	0
15	Union Bank of India	697	689	6	0.87	657	95.36	26
	Grand Total	10471	9983	1213	12.15	8444	84.58	285

STATE LEVEL BANKERS' COMMITTEE BIHAR, PATNA								
(CONVENOR- STATE BANK OF INDIA)								
KCC FISHERIES SATURATION DATA DISTRICT WISE UPTO 31.12.2023								
Cummulative Data (Number)								
Sr.No.	District Name	Received	Accepted	Sanctioned	Sanctioned (%)	Total Rejected/R eturned	Rejected/R eturned (%)	Pendency more than 15 days
1	Araria	352	350	70	20.00	265	75.71	15
2	Arwal	190	190	9	4.74	176	92.63	5
3	Aurangabad	556	541	20	3.70	512	94.64	9
4	Banka	271	271	61	22.51	202	74.54	4
5	Begusarai	425	367	59	16.08	300	81.74	8
6	Bhagalpur	14	14	0	0.00	14	100.00	0
7	Bhojpur	29	29	3	10.34	16	55.17	10
8	Buxar	218	218	134	61.47	84	38.53	0
9	Darbhanga	14	14	0	0.00	14	100.00	0
10	Gaya	487	487	134	27.52	350	71.87	3
11	Gopalganj	216	216	30	13.89	131	60.65	48
12	Jamui	355	355	9	2.54	346	97.46	0
13	Jehanabad	62	52	16	30.77	36	69.23	0
14	Kaimur (Bhabua)	177	177	7	3.95	170	96.05	0
15	Katihar	146	125	4	3.20	110	88.00	2
16	Khagaria	1873	1873	1	0.05	1872	99.95	0
17	Kishanganj	169	169	27	15.98	138	81.66	4
18	Lakhisarai	370	370	85	22.97	285	77.03	0
19	Madhepura	291	291	13	4.47	259	89.00	19
20	Madhubani	227	227	32	14.10	195	85.90	0
21	Munger	454	454	14	3.08	432	95.15	8
22	Muzaffarpur	437	437	56	12.81	351	80.32	25
23	Nalanda	91	91	11	12.09	78	85.71	2
24	Nawada	160	160	14	8.75	145	90.63	1
25	Pashchim Champaran	556	556	136	24.46	399	71.76	14
26	Patna	48	48	6	12.50	42	87.50	0
27	Purba Champaran	184	184	60	32.61	119	64.67	5
28	Purnia	195	195	16	8.21	166	85.13	13
29	Rohtas	31	31	2	6.45	27	87.10	2
30	Saharsa	313	147	14	9.52	133	90.48	0
31	Samastipur	213	191	41	21.47	140	73.30	10
32	Saran	475	475	11	2.32	454	95.58	10
33	Sheikhpura	203	170	40	23.53	105	61.76	23
34	Sheohar	36	36	4	11.11	32	88.89	0
35	Sitamarhi	84	84	22	26.19	53	63.10	9
36	Siwan	182	182	37	20.33	125	68.68	16
37	Supaul	281	120	1	0.83	112	93.33	7
38	Vaishali	86	86	14	16.28	56	65.12	13
	Grand Total	10471	9983	1213	12.15	8444	84.58	285

STATE LEVEL BANKERS' COMMITTEE BIHAR, PATNA
(CONVENOR- STATE BANK OF INDIA)

SATURATION OF PMJDY ACCOUNTS WEEKLY DATA (AS ON 31.12.2023)

SL NO	Bank Name	PMJJBY				PMSBY			
		PMJJBY Number of Eligible PMJDY A/C Holders for PMJJBY	PMJJBY Enrolled till 30-09-2021	PMJJBY Total Enrolment during 01-10-2021 to till Date	PMJJBY Number of Eligible PMJDY A/C Holders for PMSBY	PMSBY Enrolled till 30-09-2021	PMSBY Total Enrolment during 01-10-2021 to till Date	PMSBY Enrolled till 30-09-2021	PMSBY Total Enrolment during 01-10-2021 to till Date
1	Bank of Baroda	907868	44998	254082	1124712	240588	674100		
2	Bank of India	1512003	59266	551811	1860577	629001	409983		
3	Bank of Maharashtra	5105	2444	2661	7217	2210	5007		
4	Canara Bank	230859	6023	94607	302728	70412	208519		
5	Central Bank of India	935576	27408	80288	1186913	117540	151500		
6	Indian Bank	384518	18329	43202	499851	72997	70958		
7	Indian Overseas Bank	52186	3425	5582	43148	3945	11478		
8	Punjab & Sind Bank	340	172	168	410	201	209		
9	Punjab National Bank	1174447	57588	238467	1516270	209749	568932		
10	State Bank of India	3744882	248519	1380543	4145591	649482	1694069		
11	UCO Bank	371096	15020	13499	477684	32047	18543		
12	Union Bank of India	165129	11583	27425	191752	43196	97370		
13	J & K Bank Ltd	74	30	39	74	59	15		
TOTAL		9484083	494805	2692374	11356927	2071427	3910683		

STATE LEVEL BANKERS' COMMITTEE BIHAR, PATNA
(CONVENOR- STATE BANK OF INDIA)

SATURATION OF PMMY ACCOUNTS WEEKLY DATA (AS ON 31.12.2023)

SL. NO.	Bank Name	PMJJBY			PMSBY		
		Number of Eligible PMMY Borrowers for PMJJBY	PMJJBY Enrolled till 30-09-2021	PMJJBY Total Enrolment during 01-10-2021 to till date	Number of Eligible PMMY Borrowers for PMSBY	PMSBY Enrolled till 30-09-2021	PMSBY Total Enrolled during 01-10-2021 to till date
1	Bank of Baroda	7337	937	523	8728	1603	687
2	Bank of India	74186	7185	20868	92763	32532	37101
3	Bank of Maharashtra	986	194	241	1042	324	591
4	Canara Bank	17628	1070	2175	21006	2993	5896
5	Central Bank of India	13498	1671	2208	15472	2715	3444
6	Indian Bank	6052	726	465	7534	1349	652
7	Indian Overseas Bank	4627	2362	822	5093	3125	1059
8	Punjab & Sind Bank	13554	1430	3905	16201	2927	5912
9	Punjab National Bank	23098	1736	1032	27833	3657	1973
10	State Bank of India	41642	2838	435	46035	6893	909
11	UCO Bank	22163	3105	3941	25984	4107	5805
12	Union Bank of India	13554	1430	919	16201	2927	873
13	J & K Bank	0	0	0	0	0	0
	TOTAL	238325	24684	37534	283892	65152	64902

STATE LEVEL BANKERS' COMMITTEE BIHAR, PATNA

(CONVENOR- STATE BANK OF INDIA) FY : 2023-24

PMFME PORTAL DATA FROM 01.04.2023 TO 31.12.2023 (BANK WISE)-No.

Sr.No.	Bank Name	TARGET	Loan Under Process	Loan Sanctioned	% Sanction	Loan Disbursed	% Disbursed	Loan Rejected	Grand Total
1	AXIS BANK	270	2	0	0.00	0	0.00	0	2
2	BANDHAN BANK LIMITED	76	100	2	2.63	2	100.00	2	104
3	BANK OF BARODA	586	397	306	52.22	116	37.91	429	1132
4	BANK OF INDIA	690	437	425	61.59	227	53.41	729	1591
5	BANK OF MAHARASHTRA	82	36	26	31.71	18	69.23	23	85
6	CANARA BANK	622	80	231	37.14	193	83.55	780	1091
7	CENTRAL BANK OF INDIA	856	423	408	47.66	95	23.28	1033	1864
8	DAKSHIN BIHAR GRAMIN BANK	500	1566	591	118.20	312	52.79	296	2453
9	DISTRICT / CENTRAL COOP BANK	0	2	0	0.00	0	0.00	0	2
10	ESAF SMALL FINANCE BANK LIMITED	0	2	0	0.00	0	0.00	0	2
11	FEDERAL BANK	16	7	0	0.00	0	0.00	4	11
12	HDFC BANK	274	257	63	22.99	46	73.02	220	540
13	ICICI BANK LIMITED	224	154	18	8.04	6	33.33	14	186
14	IDBI BANK	140	123	30	21.43	16	53.33	98	251
15	IDFC FIRST BANK	0	3	0	0.00	0	0.00	0	3
16	INDIAN BANK	594	219	282	47.47	100	35.46	594	1095
17	INDIAN OVERSEAS BANK	120	20	70	58.33	35	50.00	90	180
18	INDUSIND BANK	80	24	0	0.00	0	0.00	0	24
19	JANA SMALL FINANCE BANK	0	1	0	0.00	0	0.00	0	1
20	J & K BANK	2	0	0	0.00	0	0.00	1	1
21	KARNATAKA BANK	2	1	0	0.00	0	0.00	0	1
22	KARUR VYSYA BANK	0	1	0	0.00	0	0.00	0	1
23	KOTAK MAHINDRA BANK LIMITED	48	12	0	0.00	0	0.00	0	1
24	PUNJAB AND SIND BANK	34	15	10	29.41	4	40.00	2	14
25	PUNJAB NATIONAL BANK	1398	837	1026	73.39	651	63.45	2119	3982
26	RBL BANK LTD.	6	0	0	0.00	0	0.00	0	0
27	SOUTH INDIAN BANK	2	0	0	0.00	0	0.00	0	0
28	STATE BANK OF INDIA	1968	1198	1448	73.58	924	63.81	3590	6236
29	UCO BANK	458	153	183	39.96	109	59.56	392	728
30	UJJIVAN SMALL FINANCE BANK LIMITED	0	14	0	0.00	0	0.00	0	14
31	UNION BANK OF INDIA	494	249	239	48.38	143	59.83	496	984
32	UTKARSH SMALL FINANCE BANK	0	9	0	0.00	0	0.00	0	9
33	UTTAR BIHAR GRAMIN BANK	500	1627	495	99.00	136	27.47	298	2420
34	YES BANK	8	0	0	0.00	0	0.00	0	0
	TOTAL	10050	7969	5853	58.24	3133	53.53	11216	25038

**STATE LEVEL BANKERS' COMMITTEE BIHAR, PATNA
(CONVENOR- STATE BANK OF INDIA) FY : 2023-24**

AIF STATUS AS ON 31.12.2023

S.N.	Bank name	Approved	Denied by PMU	Disbursed	Pending Information	Rejected	Submitted	Verified by DCCB	Verified by PMU	Grand Total
1	State Bank of India	102	21	246	159	106	5	0	9	648
2	Axis Bank	0	0	0	5	3	0	0	1	9
3	Bank Of Baroda	7	5	16	12	16	0	0	2	58
4	Bank Of India	12	2	33	14	9	0	0	0	70
5	Bank of Maharashtra	0	0	2	2	1	0	0	0	5
6	Canara Bank	1	3	76	21	5	0	0	0	106
7	Central Bank Of India	11	12	4	20	9	0	0	1	57
8	Central Co-op Bank Ltd.	1	0	3	1	1	0	1	7	14
9	Dakshin Bihar Gramin Bank	0	1	1	2	5	0	0	0	9
10	HDFC Bank	14	12	26	14	13	5	0	15	99
11	ICICI Bank	3	0	0	6	3	0	0	4	16
12	IDBI Bank Ltd	1	0	8	2	2	1	0	3	17
13	IDFC First Bank Ltd.	0	0	0	1	0	0	0	0	1
14	Indian Bank	2	3	27	11	6	0	0	0	49
15	Indian Overseas Bank	0	2	1	0	0	0	0	0	3
16	Karnataka Bank	0	0	2	1	0	0	0	2	5
17	Kotak Mahindra Bank	0	1	1	0	1	0	0	0	3
18	Punjab National Bank	17	8	53	25	46	2	0	8	159
19	The Federal Bank Ltd	0	0	1	0	0	0	0	0	1
20	UCO Bank	4	1	22	12	14	1	0	3	57
21	Union Bank of India	4	8	1	10	9	0	0	2	34
22	Uttar Bihar Gramin Bank	0	1	4	6	1	0	0	0	12
23	Others	0	0	0	3	1	0	0	2	6
	Grand Total	179	80	527	327	251	14	1	59	1438

URBAN DEVELOPMENT & HOUSING DEPARTMENT							
Deendayal Antyodaya Yojana-National Urban Livelihoods Mission (DAY-NULM)							
Progress Report Bank Wise Achievement from April 2023 to December 2023							
(Rs. In Lakh)							
SR NO	Name of Bank	SEP (I&G)			SHG Credit Linkage		
		Target	Achievement	% Ach.	Target	Achievement	% Ach.
A	B	C	D	E (D/C)*100	F	G	H (G/F)*100
1	Axis Bank	92	0	0.00	134	0	0.00
2	Bandhan Bank	154	55	35.71	376	0	0.00
3	Bank of Baroda	138	103	74.64	207	140	67.63
4	Bank of India	132	155	117.42	216	741	343.06
5	Bank Of Maharashtra	76	48	63.16	76	55	72.37
6	Canara Bank	125	79	63.20	191	222	116.23
7	Central Bank Of India	148	39	26.35	249	65	26.10
8	Dakshin Bihar Gramin Bank	112	131	116.96	290	182	62.76
9	Federal Bank	9	0	0.00	10	0	0.00
10	HDFC Bank	102	9	8.82	156	0	0.00
11	ICIC Bank	97	0	0.00	138	5	3.62
12	IDBI Bank Ltd	60	5	8.33	75	0	0.00
13	IDFC Bank	6	0	0.00	6	0	0.00
14	Indian Bank	115	34	29.57	188	117	62.23
15	Indian Overseas Bank	62	27	43.55	62	12	19.35
16	Indusiand Bank	28	0	0.00	38	0	0.00
17	Jammu & Kashmir Bank	3	0	0.00	3	0	0.00
18	Karnataka Bank	3	0	0.00	3	0	0.00
19	Kotak Bank	21	0	0.00	22	0	0.00
20	Punjab & Sind Bank	30	0	0.00	33	2	6.06
21	Punjab National Bank	194	172	88.66	387	191	49.35
22	RBL Bank	2	0	0.00	3	0	0.00
23	State bank of India	222	65	29.28	485	41	8.45
24	South Indian Bank	3	0	0.00	3	0	0.00
25	UCO Bank	112	51	45.54	163	99	60.74
26	Union Bank Of India	116	133	114.66	181	377	208.29
27	Uttar Bihar Gramin Bank	129	39	30.23	295	503	170.51
28	Yes Bank	7	0	0.00	7	0	0.00
29	Karur Vysya Bank	2	0	0.00	3	0	0.00
30	Utkarsh Small Finance Bank	0	7	0.00	0	0	0.00
31	Ujjivan Small Finance Bank	0	1	0.00	0	0	0.00
Total		2300	1153	50.13	4000	2752	68.80

STATE LEVEL BANKERS' COMMITTEE, BIHAR							
(CONVENOR- STATE BANK OF INDIA)							
PM SVANidhi - Bank wise 1st tranch details of disposal of applications as on 31-12-2023 (Rs. 10,000)							
Sr. No	Bank Name	No. of Application	No. of Applications Sanctioned	No. of Application Pending for Sanction	No. of application Disbursed	No. of Application Pending for Disbursement	Returned by Bank (but can be processed again)
		A	B	C (A-B)	D	E (B-D)	F
1	Axis Bank	232	4	228	4	0	4
2	Bandhan Bank Ltd.	547	10	537	1	9	225
3	Bank of Baroda	15734	9998	5736	8452	1546	2309
4	Bank of India	12556	8236	4320	7674	562	3089
5	Bank of Maharashtra	2104	1851	253	1639	212	166
6	Canara Bank	7573	5778	1795	5514	264	1733
7	Central Bank of India	9278	6114	3164	5573	541	2552
8	Federal Bank	75	10	65	10	0	32
9	HDFC Bank	4971	852	4119	662	190	4078
10	ICICI Bank	119	9	110	6	3	53
11	IDBI Bank	844	242	602	188	54	395
12	IDFC First Bank Ltd.	1	0	1	0	0	0
13	Indian Bank	13396	9065	4331	8376	689	3303
14	Indian Overseas Bank	2411	1728	683	1639	89	246
15	Indusind Bank	80	2	78	2	0	12
16	Jammu & Kashmir Bank Ltd	30	24	6	24	0	3
17	Jana Small Finance Bank	2	1	1	1	0	0
18	Karnataka Bank Ltd	8	4	4	3	1	2
19	Karur Vysya Bank Ltd	3	0	3	0	0	0
20	Kotak Mahindra Bank Limited	217	4	213	2	2	44
21	Punjab and Sind Bank	604	309	295	259	50	146
22	Punjab National Bank	22121	15625	6496	13220	2405	2198
23	Dakshin Bihar Gramin Bank	6233	2094	4139	1658	436	2480
24	South Indian Bank	12	0	12	0	0	8
25	State Bank of India	40612	35840	4772	30188	5652	4685
26	Bihar State Co-Operative Bank	129	65	64	65	0	27
27	UCO Bank	4598	2744	1854	2569	175	1661
28	Ujjivan Small Finance Bank	156	5	151	4	1	34
29	Union Bank of India	7481	5778	1703	4995	783	1186
30	Unity Small Finance Bank Ltd.	5	2	3	2	0	3
31	Utkarsh Small Finance Bank	3286	2262	1024	2159	103	223
32	Uttar Bihar Gramin Bank	1647	964	683	845	119	488
33	Yes Bank Ltd.	1	0	1	0	0	1
	Total	157066	109620	47446	95734	13886	31386

STATE LEVEL BANKERS' COMMITTEE, BIHAR							
(CONVENOR- STATE BANK OF INDIA)							
PM SVANidhi - Bank wise 2nd tranche details of disposal of applications as on 31-12-2023 (Rs. 20,000)							
Sr. No	Bank Name	No. of Application	No. of Applications Sanctioned	No. of Application Pending for Sanction	No. of application Disbursed	No. of Application Pending for Disbursement	Returned by Bank (but can be processed again)
		A	B	C (A-B)	D	E (B-D)	F
1	Axis Bank	0	0	0	0	0	0
2	Bandhan Bank Ltd.	1	0	1	0	0	0
3	Bank of Baroda	2706	1519	1187	1236	283	257
4	Bank of India	3697	1763	1934	1509	254	1505
5	Bank of Maharashtra	144	111	33	92	19	24
6	Canara Bank	2914	2094	820	1954	140	758
7	Central Bank of India	2496	1516	980	1368	148	827
8	Federal Bank	5	1	4	1	0	0
9	HDFC Bank	389	128	261	35	93	188
10	ICICI Bank	6	0	6	0	0	0
11	IDBI Bank	105	39	66	35	4	16
12	IDFC First Bank Ltd.	0	0	0	0	0	0
13	Indian Bank	2748	1678	1070	1433	245	588
14	Indian Overseas Bank	495	386	109	366	20	47
15	IndusInd Bank	0	0	0	0	0	0
16	Jammu & Kashmir Bank Ltd	15	15	0	15	0	0
17	Jana Small Finance Bank	1	0	1	0	0	0
18	Karnataka Bank Ltd	2	0	2	0	0	2
19	Karur Vysya Bank Ltd	0	0	0	0	0	0
20	Kotak Mahindra Bank Limited	1	1	0	1	0	0
21	Punjab and Sind Bank	100	79	21	76	3	1
22	Punjab National Bank	4016	2936	1080	2502	434	653
23	Dakshin Bihar Gramin Bank	861	505	356	283	222	183
24	South Indian Bank	0	0	0	0	0	0
25	State Bank of India	10721	7855	2866	6887	968	2694
26	Bihar State Co-Operative Bank	24	9	15	9	0	1
27	UCO Bank	1120	826	294	750	76	259
28	Ujjivan Small Finance Bank	3	0	3	0	0	0
29	Union Bank of India	2091	1454	637	1383	71	188
30	Unity Small Finance Bank Ltd.	1	0	1	0	0	1
31	Utkarsh Small Finance Bank	808	768	40	735	33	0
32	Uttar Bihar Gramin Bank	480	233	247	164	69	206
33	Yes Bank Ltd.	0	0	0	0	0	0
	Total	35950	23916	12034	20834	3082	8398

**STATE LEVEL BANKERS' COMMITTEE, BIHAR
(CONVENOR- STATE BANK OF INDIA)**

Bank wise 3rd tranche details of disposal of applications as on 31-12-2023 (Rs. 50,000)

Sr. No	Bank Name	No. of Application	No. of Applications Sanctioned	No. of Application Pending for Sanction	No. of application Disbursed	No. of Application Pending for Disbursement	Returned by Bank (but can be processed again)
		A	B	C (A-B)	D	E (B-D)	F
1	Axis Bank	0	0	0	0	0	0
2	Bandhan Bank Ltd.	0	0	0	0	0	0
3	Bank of Baroda	137	122	15	119	3	2
4	Bank of India	154	66	88	63	3	41
5	Bank of Maharashtra	17	17	0	17	0	0
6	Canara Bank	357	295	62	283	12	49
7	Central Bank of India	133	85	48	78	7	4
8	Federal Bank	0	0	0	0	0	0
9	HDFC Bank	0	0	0	0	0	0
10	ICICI Bank	0	0	0	0	0	0
11	IDBI Bank	8	7	1	4	3	0
12	IDFC First Bank Ltd.	0	0	0	0	0	0
13	Indian Bank	194	173	21	158	15	4
14	Indian Overseas Bank	52	44	8	44	0	2
15	IndusInd Bank	0	0	0	0	0	0
16	Jammu & Kashmir Bank Ltd	0	0	0	0	0	0
17	Jana Small Finance Bank	0	0	0	0	0	0
18	Karnataka Bank Ltd	0	0	0	0	0	0
19	Karur Vysya Bank Ltd	0	0	0	0	0	0
20	Kotak Mahindra Bank Limited	0	0	0	0	0	0
21	Punjab and Sind Bank	15	11	4	10	1	0
22	Punjab National Bank	200	144	56	122	22	13
23	Dakshin Bihar Gramin Bank	43	36	7	30	6	2
24	South Indian Bank	0	0	0	0	0	0
25	State Bank of India	594	569	25	456	113	22
26	Bihar State Co-Operative bank	0	0	0	0	0	0
27	UCO Bank	114	96	18	92	4	8
28	Ujjivan Small Finance Bank	0	0	0	0	0	0
29	Union Bank of India	102	77	25	70	7	1
30	Unity Small Finance Bank Ltd.	0	0	0	0	0	0
31	Utkarsh Small Finance Bank	40	37	3	34	3	0
32	Uttar Bihar Gramin Bank	45	26	19	23	3	14
33	Yes Bank Ltd.	0	0	0	0	0	0
	Total	2205	1805	400	1603	202	162

STATE LEVEL BANKERS' COMMITTEE BIHAR, PATNA										
(CONVENOR- STATE BANK OF INDIA)										
BANK WISE TOTAL APPLICATION REPORT OF SLBC ONLINE PORTAL SINCE INCEPTION AS ON 08.03.2024										
S.N.	BANK NAME	TOTAL APPLICATIONS	PENDING FOR ACKNOWLEDGE	ACKNOWLEDGED	TOTAL RETURNS	PENDING FOR SANCTION	TOTAL SANCTIONED	TOTAL REJECTED	PAYMENT PENDING	PAYMENT DISBURSED
1	AXIS BANK	218	180	18	20	6	6	6	0	6
2	BANDHAN BANK	101	26	98	67	17	0	81	0	0
3	BANK OF BARODA	11536	236	5977	5323	519	771	4687	324	447
4	BANK OF INDIA	13270	654	9249	3367	1426	544	7279	434	110
5	BANK OF MAHARASHTRA	45	4	41	0	33	8	0	0	8
6	CANARA BANK	5246	31	3375	1840	111	738	2526	5	733
7	CENTRAL BANK OF INDIA	16296	17	10755	5524	9	758	9988	203	555
8	DAKSHIN BIHAR GRAMIN BANK	7543	0	5996	1547	0	500	5496	13	487
9	FINO PAYMENTS BANK LTD	11	10	0	1	0	0	0	0	0
10	HDFC BANK LTD	222	211	0	11	0	0	0	0	0
11	ICICI BANK LTD	57	20	16	21	10	0	6	0	0
12	IDBI BANK LTD	690	0	403	287	0	10	393	1	9
13	INDIA POST PAYMENTS BANK	18	0	1	17	1	0	0	0	0
14	INDIAN BANK	6956	201	3170	3585	1048	144	1978	65	59
15	INDIAN OVERSEAS BANK	295	72	149	74	128	4	17	1	3
16	INDUSIND BANK LIMITED	21	1	19	1	0	0	19	0	0
17	KOTAK MAHINDRA BANK	2	2	0	0	0	0	0	0	0
18	PUNJAB AND SIND BANK	13	8	2	3	1	0	1	0	0
19	PUNJAB NATIONAL BANK	28858	79	22032	6747	110	2625	19297	1215	1410
20	RBL BANK	1	0	0	1	0	0	0	0	0
21	STATE BANK OF INDIA	54916	23	30660	24233	27	1433	29195	223	1215
22	THE FEDERAL BANK LTD	9	8	0	1	0	0	0	0	0
23	JANMMU & KASHMIR BANK	1	0	1	0	0	1	0	1	0
24	UCO BANK	8786	373	3204	5209	832	530	1842	306	224
25	UNION BANK OF INDIA	4123	161	1686	2276	106	217	1363	54	163
26	UTKARSH SMALL FINANCE BANK	11	11	0	0	0	0	0	0	0
27	UTTAR BIHAR GRAMIN BANK	9065	0	5497	3568	0	868	4629	3	865
28	YES BANK LTD	16	16	0	0	0	0	0	0	0
	Total	168416	2344	102349	63723	4384	9162	88803	2868	6294

STATE LEVEL BANKERS' COMMITTEE BIHAR, PATNA			
(CONVENOR- STATE BANK OF INDIA) FY : 2023-24			
DCC MEETING HELD DURING THE PERIOD			
01.10.2023 TO 31.12.2023			
SL.NO.	LEAD BANK	DISTRICT NAME	DATE OF DCC HELD
1	STATE BANK OF INDIA	ARARIA	22.12.2023
2	STATE BANK OF INDIA	JAMUI	30.12.2023
3	STATE BANK OF INDIA	KISHANGANJ	19.12.2023
4	STATE BANK OF INDIA	MADHEPURA	14.12.2023
5	STATE BANK OF INDIA	PURNEA	19.12.2023
6	STATE BANK OF INDIA	SAHARSA	15.12.2023
7	STATE BANK OF INDIA	SUPAUL	05.12.2023
8	CENTRAL BANK OF INDIA	DARBHANGA	NOT HELD
9	CENTRAL BANK OF INDIA	EAST CHAMPARAN	18.12.2023
10	CENTRAL BANK OF INDIA	GOPALGANJ	06.12.2023
11	CENTRAL BANK OF INDIA	KATI HAR	02.12.2023
12	CENTRAL BANK OF INDIA	MADHUBANI	15.12.2023
13	CENTRAL BANK OF INDIA	MUZAFFARPUR	14.12.2023
14	CENTRAL BANK OF INDIA	SARAN	22.12.2023
15	CENTRAL BANK OF INDIA	SIWAN	30.11.2023
16	CENTRAL BANK OF INDIA	VAISHALI	16.12.2023
17	CENTRAL BANK OF INDIA	WEST CHAMPARAN	12.12.2023
18	PUNJAB NATIONAL BANK	ARWAL	NOT HELD
19	PUNJAB NATIONAL BANK	AURANGABAD	02.12.2023
20	PUNJAB NATIONAL BANK	BHOJPUR	05.11.2023
21	PUNJAB NATIONAL BANK	BUXAR	30.11.2023
22	PUNJAB NATIONAL BANK	GAYA	16.10.2023
23	PUNJAB NATIONAL BANK	JEHANABAD	18.12.2023
24	PUNJAB NATIONAL BANK	KAIMUR	27.12.2023
25	PUNJAB NATIONAL BANK	LAKHISARAI	29.12.2023
26	PUNJAB NATIONAL BANK	NAWADA	11.09.2023
27	PUNJAB NATIONAL BANK	PATNA	05.12.2023
28	PUNJAB NATIONAL BANK	ROHTAS	26.12.2023
29	PUNJAB NATIONAL BANK	NALANDA	NOT HELD
30	CANARA BANK	SHEIKHPURA	14.12.2023
31	UCO BANK	BANKA	16.12.2023
32	UCO BANK	BEGUSARAI	16.12.2023
33	UCO BANK	BHAGALPUR	16.12.2023
34	UCO BANK	MUNGER	22.12.2023
35	BANK OF BARODA	SHEOHAR	29.12.2023
36	BANK OF BARODA	SITAMARHI	27.11.2023
37	UNION BANK OF INDIA	KHAGARIA	19.12.2023
38	UNION BANK OF INDIA	SAMASTIPUR	28.11.2023

STATE LEVEL BANKERS' COMMITTEE BIHAR, PATNA					
(CONVENOR- STATE BANK OF INDIA) FY : 2023-24					
BIBC MEETING HELD DURING THE PERIOD					
01.10.2023 TO 31.12.2023					
SL. No.	BANK NAME	DISTRICT NAME	TOTAL BLOCKS	NO OF BLOCKS MEETING HELD	NO OF BLOCKS MEETING NOT HELD
1	STATE BANK OF INDIA	ARARIA	9	7	2
2	STATE BANK OF INDIA	JAMUI	10	10	0
3	STATE BANK OF INDIA	KISHANGANJ	7	7	0
4	STATE BANK OF INDIA	MADHEPURA	13	13	0
5	STATE BANK OF INDIA	PURNEA	14	14	0
6	STATE BANK OF INDIA	SAHARSA	10	10	0
7	STATE BANK OF INDIA	SUPAUL	11	9	2
8	CENTRAL BANK OF INDIA	DARBHANGA	18	18	0
9	CENTRAL BANK OF INDIA	EAST CHAMPARAN	27	27	0
10	CENTRAL BANK OF INDIA	GOPALGANJ	14	14	0
11	CENTRAL BANK OF INDIA	KATIHAR	16	16	0
12	CENTRAL BANK OF INDIA	MADHUBANI	21	21	0
13	CENTRAL BANK OF INDIA	MUZAFFARPUR	16	16	0
14	CENTRAL BANK OF INDIA	SARAN	20	20	0
15	CENTRAL BANK OF INDIA	SIWAN	19	19	0
16	CENTRAL BANK OF INDIA	VAISHALI	16	16	0
17	CENTRAL BANK OF INDIA	WEST CHAMPARAN	18	18	0
18	PUNJAB NATIONAL BANK	ARWAL	5	5	0
19	PUNJAB NATIONAL BANK	AURANGABAD	11	11	0
20	PUNJAB NATIONAL BANK	BHOJPUR	14	14	0
21	PUNJAB NATIONAL BANK	BUXAR	11	11	0
22	PUNJAB NATIONAL BANK	GAYA	24	23	1
23	PUNJAB NATIONAL BANK	JEHANABAD	7	7	0
24	PUNJAB NATIONAL BANK	KAIMUR	11	11	0
25	PUNJAB NATIONAL BANK	LAKHISARAI	7	7	0
26	PUNJAB NATIONAL BANK	NALANDA	20	20	0
27	PUNJAB NATIONAL BANK	NAWADA	14	14	0
28	PUNJAB NATIONAL BANK	PATNA	23	23	0
29	PUNJAB NATIONAL BANK	ROHTAS	19	19	0
30	CANARA BANK	SHEIKHPURA	6	6	0
31	UCO BANK	BANKA	11	11	0
32	UCO BANK	BEGUSARAI	18	18	0
33	UCO BANK	BHAGALPUR	16	16	0
34	UCO BANK	MUNGER	9	9	0
35	BANK OF BARODA	SHEOHAR	5	5	0
36	BANK OF BARODA	SITAMARHI	17	17	0
37	UNION BANK OF INDIA	KHAGARIA	7	7	0
38	UNION BANK OF INDIA	SAMASTIPUR	20	20	0
TOTAL			534	529	5

**BANK-WISE STATUS OF WEAVER MUDRA YOJANA : 31.12.2023
(ONLINE APPLICATION MONITORING PORTAL)**

S.N.	Name of Bank	Total Applications	Pending for Acknowledgement	Acknowledged	Total Returned	Pending for Approval	Sanctioned	Rejected
1	AXIS BANK	6	6	0	0	0	0	0
2	BANDHAN BANK	2	2	0	0	0	0	0
3	BANK OF BARODA	518	192	119	177	89	17	43
4	BANK OF INDIA	321	53	142	126	15	21	106
5	BANK OF MAHARASHTRA	10	6	4	0	4	0	0
6	CANARA BANK	101	11	68	22	16	11	41
7	CENTRAL BANK OF INDIA	80	37	19	24	0	0	19
8	DAKSHIN BIHAR GRAMIN BANK	791	19	534	238	7	79	448
9	HDFC BANK LTD	15	15	0	0	0	0	0
10	IDBI BANK LTD	23	5	10	8	0	1	9
11	INDIAN BANK	187	43	118	26	11	5	102
12	INDIAN OVERSEAS BANK	26	16	8	2	7	0	1
13	INDUSIND BANK LIMITED	5	1	4	0	0	0	4
14	PUNJAB NATIONAL BANK	1273	39	1106	128	46	170	890
15	STATE BANK OF INDIA	973	115	693	165	50	41	602
16	UCO BANK	895	198	330	367	54	57	219
17	UNION BANK OF INDIA	65	24	34	7	10	1	23
18	UTKARSH SFB	1	1	0	0	0	0	0
19	UTTAR BIHAR GRAMIN BANK	45	0	36	9	0	0	36
	Grand Total	5337	783	3255	1299	309	403	2543

BANK WISE PROGRESS REPORT OF GHAR GHAR KCC CAMPAIGN (RECEIVED FROM NABARD) AS ON 01.02.2024

SI No.	Bank Name	Saturated Beneficiaries	Pending Beneficiaries	Total no. of Beneficiaries	Saturation completed(%)
1	STATE BANK OF INDIA	16,92,067	7,00,996	23,93,063	70.71
2	PUNJAB NATIONAL BANK	4,44,333	5,84,527	10,28,860	43.19
3	UTTAR BIHAR GRAMIN BANK	17,159	7,75,711	7,92,870	2.16
4	CENTRAL BANK OF INDIA	22,000	6,37,621	6,60,287	3.43
5	DAKSHIN BIHAR GRAMIN BANK	1,71,422	4,41,976	6,13,398	27.95
6	BANK OF INDIA	19,165	4,91,613	5,10,778	3.75
7	BANK OF BARODA	51,390	2,98,150	3,49,540	14.70
8	INDIAN BANK	8,313	2,55,507	2,63,820	3.15
9	UCO BANK	11,278	2,30,825	2,42,103	4.66
10	CANARA BANK	1,34,305	36,057	1,70,362	78.84
11	UNION BANK OF INDIA	6,959	95,316	1,02,275	6.80
12	CO OPERATIVE BANK	466	39,959	40,425	1.15
13	IDBI BANK LIMITED	101	14,812	14,913	0.68
14	BANDHAN BANK LIMITED	38	10,586	10,624	0.36
15	INDIAN OVERSEAS BANK	1,055	9,548	10,603	9.95
16	HDFC BANK LTD.	41	8,300	8,341	0.49
17	AXIS BANK LIMITED	245	5,149	5,394	4.54
18	BANK OF MAHARASHTRA	42	1,726	1,768	2.38
19	FEDERAL BANK LTD	66	1,148	1,214	5.44
20	INDUSIND BANK LTD	3	678	681	0.44
21	PUNJAB AND SIND BANK	24	644	668	3.59
22	ICICI BANK LIMITED	59	576	635	9.29
23	DCB BANK LIMITED	8	190	198	4.04
24	KOTAK MAHINDRA BANK LTD.	0	56	56	0.00
25	JAMMU & KASHMIR BANK LTD	0	22	22	0.00
26	KARNATAKA BANK LTD	0	1	1	0.00
	Total	25,81,205	46,41,694	72,22,899	35.74

**DISTRICT WISE PROGRESS REPORT OF GHAR GHAR KCC ABHIYAN (RECEIVED FROM NABARD) AS
ON 01.02.2024**

Sl No.	District Name	Saturated Beneficiaries	Pending Beneficiaries	Total no. of Beneficiaries	Saturation completed(%)
1	Saran	1,95,048	3,25,264	5,20,312	37.49
2	Purbi Champaran	1,56,174	2,66,987	4,23,161	36.91
3	Siwan	1,11,414	2,65,512	3,76,926	29.56
4	Muzaffarpur	1,20,662	2,19,319	3,39,981	35.49
5	Gaya	79,882	2,21,909	3,01,791	26.47
6	Jamui	1,36,044	1,45,982	2,82,026	48.24
7	Madhubani	1,06,614	1,74,824	2,81,438	37.88
8	Araria	76,652	1,98,049	2,74,701	27.90
9	Pashchim Champaran	87,879	1,68,938	2,56,817	34.22
10	Sitamarhi	68,542	1,82,806	2,51,348	27.27
11	Supaul	99,693	1,33,816	2,33,509	42.69
12	Bhagalpur	58,110	1,70,354	2,28,464	25.44
13	Gopalganj	72,797	1,45,975	2,18,772	33.28
14	Madhepura	1,02,000	1,15,959	2,17,959	46.80
15	Saharsa	71,883	1,45,634	2,17,517	33.05
16	Samastipur	80,349	1,12,381	1,92,730	41.69
17	Katihar	55,336	1,30,298	1,85,634	29.81
18	Rohtas	89,763	93,145	1,82,908	49.08
19	Purnia	46,533	1,30,021	1,76,554	26.36
20	Darbhanga	57,540	1,17,934	1,75,474	32.79
21	Nalanda	67,798	1,05,600	1,73,398	39.10
22	Vaishali	43,466	1,29,928	1,73,394	25.07
23	Banka	43,173	1,29,699	1,72,872	24.97
24	Nawada	29,945	1,37,129	1,67,074	17.92
25	Aurangabad	94,967	71,448	1,66,415	57.07
26	Bhojpur	48,097	1,08,655	1,56,752	30.68
27	Patna	84,190	64,735	1,48,925	56.53
28	Kishanganj	38,836	74,980	1,13,816	34.12
29	Kaimur (Bhabua)	51,981	56,225	1,08,206	48.04
30	Khagaria	30,562	68,614	99,176	30.82
31	Begusarai	29,330	66,356	95,686	30.65
32	Buxar	39,494	33,787	73,281	53.89
33	Munger	20,043	36,450	56,493	35.48
34	Lakhisarai	14,331	31,784	46,115	31.08
35	Jehanabad	28,577	12,450	41,027	69.65
36	Sheikhpura	18,990	17,327	36,317	52.29
37	Sheohar	8,455	21,264	29,719	28.45
38	Arwal	16,055	10,156	26,211	61.25
	Total	25,81,205	46,41,694	72,22,899	35.74

(e- बिहार) - Expanding and Deepening of Digital Ecosystem			
STATUS AS ON 31.12.2023			
Sl.No.	DISTRICT	LEAD BANK	Status /Time line decided in SLBC Sub Committee Meetings on Digital Payments
1	Jehanabad	PNB	Completed
2	Arwal	PNB	Completed
3	Sheikhpura	Canara	Completed
4	Purnea	SBI	Completed
5	Muzaffarpur	CBI	Completed
6	Gaya	PNB	Completed
7	Nalanda	PNB	Completed
8	Patna	PNB	December, 2023
9	Bhagalpur	UCO	March, 2024
10	Bhojpur	PNB	March, 2024
11	Buxar	PNB	March, 2024
12	Munger	UCO	March, 2024
13	Rohtas	PNB	March, 2024
14	Saran	CBI	March, 2024
15	Siwan	CBI	March, 2024
16	Supaul	SBI	June, 2024
17	Vaishali	CBI	June, 2024
18	West Champaran	CBI	June, 2024
19	Saharsa	SBI	June, 2024
20	Samastipur	UBI	June, 2024
21	Nawada	PNB	June, 2024
22	Madhepura	SBI	June, 2024
23	Madhubani	CBI	June, 2024
24	Kaimur	PNB	June, 2024
25	Gopalganj	CBI	June, 2024
26	Darbhanga	CBI	June, 2024
27	East Champaran	CBI	June, 2024
28	Begusarai	UCO	June, 2024
29	Aurangabad	PNB	June, 2024
30	Araria	SBI	September, 2024
31	Banka	UCO	September, 2024
32	Jamui	SBI	September, 2024
33	Katihar	CBI	September, 2024
34	Khagaria	UBI	September, 2024
35	Kishanganj	SBI	September, 2024
36	Lakhisarai	PNB	September, 2024
37	Sheohar	BOB	September, 2024
38	Sitamarhi	BOB	September, 2024

**SLBC BIHAR : CONVENDOR - STATE BANK OF INDIA
ANNEXURE -I- e Bihar : EXPANDING AND DEEPENING OF DIGITAL PAYMENTS ECOSYSTEM
AS ON DECEMBER 2023**

Sr. No.	District Name	Eligible Operative Savings Accounts		Digital RuPay cards coverage		Interbank Banking coverage		Mobile Banking *UPI * USSD coverage		APPS coverage		Coverage with at least one of the digital modes of payment (Digital RuPay cards, Internet banking, Mobile banking, UPI, USSD, AIFPS)		No. of Operative BB Accounts ineligible for digital coverage as per Bank's approved policies																			
		No. of Accounts	Of which, no. of women accounts	Total No. of Accounts covered	% coverage for women accounts	Total No. of Accounts covered	% coverage for women accounts	Total No. of Accounts covered	% coverage for women accounts	Total No. of Accounts covered	% coverage for women accounts	Total No. of Accounts covered	% coverage for women accounts																				
1	ARARIA	2605426	1276040	1459029	58.10	631023	49.45	293023	11.70	73873	37.13	1762953	70.37	853917	66.92	2398118	95.72	1210114	94.83	55026													
2	AURANGABAD	2785047	1343042	1323805	47.53	558405	41.58	282188	10.13	71272	5.31	2070414	74.34	1022059	76.10	2538347	91.14	1182979	88.83	91032													
3	BANKA	1864484	970878	722290	38.74	300505	30.55	134147	7.19	32954	3.39	1274089	68.33	633810	65.28	1578349	84.85	778022	80.14	53614													
4	BEGUSARAI	3036170	1573185	1360950	44.83	546673	34.75	443527	14.61	138921	8.83	2155279	70.33	1071812	68.13	2743045	90.35	1344487	85.46	94865													
5	BHAGALPUR	3350058	1659831	1386501	47.36	630874	38.00	484034	14.45	157552	9.14	2251670	67.21	1065298	64.18	2946444	87.95	1424258	85.81	106069													
6	BHOJPUR	3079818	1488550	1332480	43.26	528532	35.51	352907	11.46	91691	6.16	2823743	70.80	1048041	70.41	2700955	87.70	1245214	83.65	98993													
7	BUXAR	1874239	954935	849447	45.09	378875	39.13	242418	12.28	72830	7.83	196097	20.54	1434109	72.64	1775597	89.94	784351	83.18	88105													
8	DARBHANGA	3619822	1904757	2027932	53.08	864034	45.36	581791	15.23	190920	10.02	1496156	39.17	728283	38.24	3703787	96.97	1848268	97.03	118272													
9	GAYA	4723415	2471944	2386644	50.74	1112185	44.89	686861	12.61	173881	7.03	4061689	85.99	2075681	83.97	4723415	100.00	2471944	100.00	189182													
10	GOPALGANJ	2765786	1308187	1566152	56.83	648902	48.60	435901	15.91	123127	9.41	2080786	74.51	983844	73.88	2659458	96.16	1258801	98.28	65042													
11	JAMUI	1859801	924673	738589	39.71	282058	30.50	159441	8.57	36831	3.99	567432	30.36	603719	65.29	1848683	86.64	783585	84.74	63501													
12	KAIMUR (BHABUA)	1613948	788721	669939	41.51	282124	33.23	180130	9.97	38836	4.82	404989	25.09	158237	18.81	1468111	90.86	685874	88.53	77870													
13	KATIHAR	3121720	1561287	1588788	50.89	642195	41.13	370211	12.05	97600	6.25	1140807	36.54	579010	37.09	2012863	64.48	984028	61.75	2958458													
14	KHAGARIA	1634773	840218	681030	41.66	267597	31.85	171092	10.47	47339	5.44	507949	31.03	229542	27.92	1165240	71.28	598879	71.19	1538020													
15	KISHANGANJ	2006799	1048173	1134589	56.54	483537	46.13	188187	9.88	46159	4.40	3340885	66.82	639883	61.05	1930858	96.21	1007755	96.14	63505													
16	LAHISARAI	1137250	581744	427828	37.62	166299	28.18	133220	11.71	35261	6.28	348716	30.66	173668	39.92	769635	87.68	372807	97.07	47217													
17	MADHEPURA	1901175	928294	1068086	56.23	476993	51.38	218630	11.51	58925	6.46	635168	33.41	321039	34.58	1278426	87.24	604907	65.16	1845540													
18	MADHUBANI	4078401	2048030	2219403	54.20	881304	43.30	651501	15.97	227897	11.12	1422857	34.88	657745	32.10	3024192	74.15	1537748	75.05	3902061													
19	MUNGER	1580601	750189	683045	43.21	245482	32.72	227897	14.42	62163	8.29	528771	39.78	295998	39.46	1101414	69.68	496840	66.23	1412777													
20	MUZAFFARPUR	4998666	2455285	2853016	57.79	1211219	49.33	1010987	20.27	357085	14.54	2049198	41.08	870988	39.95	3833477	76.84	1859525	75.74	4898688													
21	NALANDA	3292748	1643844	1308883	39.89	489046	29.75	477260	14.49	152883	9.30	1114855	33.86	408747	24.85	2868000	89.97	1285190	100.00	162819													
22	NAWADA	2427651	1258536	941328	38.78	391080	31.07	249005	10.26	69150	5.48	618701	25.49	257140	20.43	1688040	69.95	885276	70.34	2245232													
23	PASHCHIM CHAMPARAN	3524379	1598328	2104712	59.72	854895	53.44	481878	13.67	116984	7.31	1147267	32.53	496450	31.04	2627588	74.55	1208571	75.57	3432915													
24	PATNA	7889795	3633783	5802717	73.55	2412016	66.38	2840911	37.27	1071903	29.50	3738628	48.15	1428943	39.35	6109903	77.44	2744895	75.54	7884121													
25	PURBI CHAMPARAN	5254432	2443440	3109224	59.17	1248422	51.09	949544	18.07	285252	11.67	2192759	41.73	1044850	42.76	3807050	72.45	1725922	70.63	5105706													
26	PURNIA	3210317	1427451	1716410	61.08	753040	52.75	486014	17.29	148516	10.48	2005099	71.38	961225	67.34	2810317	100.00	1427444	100.00	62870													
27	ROHTAS	3247185	1510417	1434528	44.18	557160	36.89	373814	11.51	96353	6.38	863595	27.21	352376	23.33	2383824	73.72	1113866	73.75	2962882													
28	SAHARSA	1854114	913320	966358	52.12	405881	44.43	212971	11.49	64308	7.04	764912	42.30	378762	41.46	1244749	67.41	613069	67.11	1806599													
29	SAMASTIPUR	4201054	2133324	2060515	49.05	910460	42.68	557352	13.27	181978	8.53	1363474	32.22	593336	34.78	3209750	76.85	1474483	75.83	4006443													
30	SARAN	4718396	1944425	2445582	58.56	1009478	51.71	751200	17.99	229172	13.94	284191	9.22	227801	40.53	99866	36.22	403703	71.89	186342													
31	SIKHOAR	3064623	1512478	1851733	60.42	828064	54.55	523351	17.08	213106	14.09	1205986	39.35	540439	35.73	2335438	76.21	1173907	77.62	2872561													
32	SITAMARHI	4058783	2143939	2255791	55.58	1086635	50.69	547983	13.50	186990	30.83	2806703	68.15	1377533	64.26	3890050	95.64	2062730	96.41	83224													
33	SIWAN	2274271	1123350	1213684	53.29	513140	45.88	257228	9.91	57591	5.16	800588	37.81	396595	37.81	1518046	68.70	783427	37.96	2200500													
34	SUPAUL	4352181	2153849	1478680	61.48	505256	41.61	157169	6.30	1145937	26.32	589822	22.38	2784925	63.99	1450316	60.23	4153620	95.44	2293328													
35	VAISHALI	10881906	52830725	57027692	53.39	24143782	45.70	1651728	15.46	5163565	9.77	37157492	34.79	16887143	31.96	77509136	72.56	37579476	71.13	101699103													
TOTAL														52830725	57027692	45.70	1651728	15.46	5163565	9.77	37157492	34.79	16887143	31.96	77509136	72.56	37579476	71.13	101699103	95.21	49639346	93.86	3316559

SLBC BIHAR : CONVENOR - STATE BANK OF INDIA
ANNEXURE -II e Bihar : EXPANDING AND DEPENING OF DIGITAL PAYMENTS ECOSYSTEM
AS ON DECEMBER 2023

Sr No	District Name	Digital coverage for Businesses (Current Accounts)												No. of Operative Current/ Business Accounts Ineligible for digital coverage as per bank's Board approved policies
		Eligible Operative Current/ Business Accounts covered through Net Banking		Eligible Operative Current/ Business Accounts covered with POS/ QR		Eligible Operative Current/ Business Accounts covered with Mobile Banking etc.		Eligible Operative Current/ Business Accounts covered with at least one of facilities - Net Banking/ POS/ QR/ Mobile Banking						
		No. of accounts covered	% coverage	No. of accounts covered	% coverage	No. of accounts covered	% coverage	No. of accounts covered	% coverage	No. of accounts covered	% coverage	No. of accounts covered	% coverage	
1	ARARIA	52761	28243	53.53	25276	47.91	28432	53.89	43757	82.93	5040			
2	AURANGABAD	34774	14933	42.94	8091	23.27	14659	42.16	23513	67.62	1630			
3	BANKA	21150	9326	44.09	7763	36.70	8839	41.79	16067	75.97	2477			
4	BEGUSARAI	52569	33404	63.54	12522	23.82	29363	55.86	45439	83.44	5484			
5	BHAGALPUR	81811	44645	54.57	31422	38.41	46776	57.18	70962	86.74	8420			
6	BHOJIPUR	37090	19716	53.16	7722	20.82	16320	44.00	27272	73.53	2303			
7	BUXAR	22323	9953	44.59	6360	28.49	9935	44.51	15771	70.65	1830			
8	DARBHANGA	64002	39288	61.39	24596	38.43	38504	60.16	54400	85.00	7219			
9	GAYA	64778	42924	66.26	30192	46.61	36369	56.14	64778	100.00	5567			
10	GOPALGANJ	35426	20025	56.53	14345	40.49	20246	57.15	30015	84.73	4476			
11	JAMUI	27860	13946	50.06	11378	40.84	15471	55.53	22219	79.75	2458			
12	KAIMUR (BHABUA)	27702	14030	50.65	1164	40.30	16518	59.63	21936	79.19	1172			
13	KATIAR	41839	20400	48.76	15639	37.52	21061	50.34	33390	79.81	5641			
14	KHAGARIA	40472	18182	44.92	22091	54.58	25897	63.99	32249	79.68	2685			
15	KISHANGANJ	60658	33608	55.41	36058	59.44	43006	70.90	50868	83.86	3605			
16	LAKHISARAI	13507	6055	44.83	4172	30.89	6929	51.30	10776	78.78	979			
17	MADHEPURA	26851	14025	52.23	9116	33.95	14185	52.83	21993	81.91	3711			
18	MADHUBANI	35197	20976	59.60	11328	32.18	16755	47.60	29329	83.33	6106			
19	MUNGER	37979	17619	46.39	21758	57.29	24686	65.00	32758	86.25	2297			
20	MUZAFFARPUR	96132	69344	72.13	37441	38.95	63667	66.23	96132	100.00	10554			
21	NALANDA	69757	39954	57.28	20666	29.63	32823	46.77	69757	100.00	5441			
22	NAWADA	29592	13575	45.87	13190	44.57	15311	51.74	23712	80.13	1433			
23	PASHCHIM CHAMPARAN	46804	27970	59.76	21618	46.19	29070	62.11	41448	88.56	7154			
24	PATNA	271565	204847	75.43	128166	47.20	174618	64.30	270930	99.77	22644			
25	PURBI CHAMPARAN	136369	78535	57.59	96990	71.12	88071	64.58	129556	95.00	8794			
26	PURNIA	65031	43550	66.97	29656	45.60	43187	66.41	65031	100.00	6537			
27	ROHTAS	55802	24081	43.15	23302	41.76	27040	48.46	44983	80.61	2339			
28	SAHARSA	25047	12163	48.56	10135	40.46	12791	51.07	20654	82.46	3564			
29	SAMASTIPUR	55746	32789	58.82	15327	27.49	30983	55.58	47486	85.18	5529			
30	SARAN	104858	57030	54.39	59629	56.87	64742	61.74	94324	89.95	7339			
31	SHEOHAR	8936	4315	48.29	3974	44.47	5454	61.03	7898	88.38	1486			
32	SITAMARHI	31773	17879	56.27	11816	37.19	16150	50.83	26387	83.05	6757			
33	SIWAN	62013	43505	70.15	14909	24.04	36106	58.22	57096	92.37	6452			
34	SUPAUL	32209	14658	45.51	11877	36.87	16806	52.18	27853	86.48	2929			
35	VAISHALI	53777	31356	58.31	10682	19.86	24761	46.04	44604	82.94	5314			
	TOTAL	1924160	1136849	59.08	820431	42.64	1115331	57.96	1715343	89.15	175376			

