


STATE LEVEL BANKERS' COMMITTEE, BIHAR

88th & 89th JOINT MEETING

DATE : 14.06.2024, FRIDAY, TIME : 11:00 AM

VENUE : HOTEL MAURYA, PATNA

(FOR THE QUARTER UPTO 31th MARCH 2024)



CONVENOR : STATE BANK OF INDIA
SLBC DEPARTMENT (5TH FLOOR)



LOCAL HEAD OFFICE, WEST GANDHI MAIDAN, PATNA - 800 001

Ph.No. 0612-2209076 / Fax- 0612-2209075

Email - slbc.bihar@sbi.co.in , Website - www.slbcbihar.com

References to Agenda

1	Highlights of Financial Year 2023-24	3
2	Adoption of minutes of 87th SLBC Meeting	4
3	Discussion on Minutes/ ATRs of preceding meetings	5
3.1	87th Meeting of SLBC, Bihar	5
4	Review of CD Ratio	8
4.1	State Level	8
4.2	District-wise	10
4.3	Bank-wise	10
4.4	GSDP-Credit Ratio	11
5	Review of performance under ACP for FY: 2023-24	11
5.1	Bank type-wise	11
5.2	Sector-wise	12
5.3	District-wise	13
5.4	Bank-wise	13
6	Review of Non-Performing Assets (NPAs)	13
6.1	NPA position of banks in Bihar	13
6.2	Certificate cases	15
6.3	Stipulating Time Frame for Recovery of dues involved in Certificate Cases filed by banks under PDR Act	15
6.4	SARFAESI CASES	15
6.5	Issue of Stamp duty linked to recovery in certificate cases	16
7	Review of financing to MSME Sector	16
7.1	Micro Enterprises: Manufacturing & Services	17
7.2	Small Enterprises: Manufacturing & Services	17
7.3	Medium Enterprises: Manufacturing & Services	17
7.4	Psbloansin59minutes.com	17
7.5	Advances sanctioned under CGTMSE	18
7.6	Small Road Transport Operators	18
8	Review of financing to Agriculture	19
8.1	Kisan Credit Card (KCC)	19
8.2	Crop Insurance under KCC Scheme	20
8.3	Doubling of Farmers' income.	21
8.4	Special drive to issue KCC to farmers for Agriculture & Allied Activities	21
8.5	Determination of Unit Cost and Scale of Finance	22
9	Review of financing to Allied Agriculture Activities	22

9.1	Dairy – KCC & ATL.....	22
9.2	Fisheries – KCC & ATL.....	23
9.3	Poultry.....	23
9.4	PMFME.....	23
9.5	AIF.....	24
10	Review of Performance under Important Schemes.....	24
10.1	SHGs under NRLM.....	24
10.2	NULM.....	25
10.3	Education Loan.....	26
10.4	PMMY.....	26
10.5	PMJDY.....	27
10.6	Stand Up India.....	27
10.7	PMEGP.....	28
10.8	PM’s new 15 point programme for welfare of Minority Communities.....	28
11	Review of Performance under Social Security Schemes.....	29
11.1	Pradhan Mantri Jeevan Jyoti Bima Yojana (PMJJBY).....	29
11.2	Pradhan Mantri Suraksha Bima Yojana (PMSBY).....	29
11.3	Atal Pension Yojana (APY).....	30
11.4	Steps to be initiated by Banks for popularising Social Security Schemes.....	30
12	Review of Financial Inclusion.....	31
12.1	Banking Facilities in the State.....	31
12.2	DBT & Status of Mobile/ Aadhar Seeding.....	32
12.3	(e- बिहार) - Expanding and Deepening of Digital Ecosystem.....	33
12.4	Implementation of Financial Inclusion Plans in LWE Affected Districts.....	33
12.5	Targeted Financial Inclusion Intervention Programme (TFIIP).....	34
13	Discussion on Policy Matters.....	35
13.1	Strengthening of BLBC/ DCC.....	35
13.2	Pradhan Mantri Vishwakarma Yojna.....	36
13.3	E-Stamping of Bank Guarantee.....	36
13.4	Pledge financing for agriculture commodities through electronic-Negotiable Warehouse receipt (e-NWR).....	37
13.5	Fixation of Crop Season.....	37
13.6	Fin Tech Adoption.....	38
13.7	33 rd Depositors Education and Awareness (DEA) Fund Committee.....	39
13.8	Credit Guarantee Scheme for Animal Husbandry and Dairying under Animal Husbandry Infrastructure Development Fund (Revised 2.0).....	39

1 Highlights of Financial Year 2023-24

Particulars	Mar-23	Dec-23	Mar-24	Increase Over March 2023
CD RATIO (With RIDF)	55.64%	58.73%	58.71%	3.07%
CD RATIO (Without RIDF)	53.66%	56.77%	56.86%	3.20%
Achievement Under ACP	Rs. 2,20,520 Cr	Rs.1,92,100 Cr	Rs.2,53,533 Cr	14.97%

2 Adoption of minutes of 87th SLBC Meeting

The details of recent meetings of SLBC and its Sub-Committees are furnished below:

Sl. No.	Particulars of Meeting	Date of meeting held
1.	87 th Meeting of SLBC, Bihar	20.12.2023
2.	Sub - Committee on Digital Payments	30.01.2024
3.	Steering Sub-Committee	07.06.2024
4.	Sub-Committee on Agriculture	03.11.2023
5.	Sub – Committee on AH & Fishery	12.12.2023

The minutes of the 87th SLBC meeting of Bihar held on 20.12.2023 were circulated among the members of SLBC, LDMs and concerned Government Departments.

Amendments suggested by Govt. of Bihar have been incorporated and circulated among stakeholders (**Annexure I**). The final minutes are placed on **page no. 41 to 54** for adoption by the committee.

The minutes of sub-committee meetings were circulated among all stake holders. As no amendments has been suggested by them, we take these as placed in the house and adopted.

=====

3 Discussion on Minutes/ ATRs of preceding meetings

3.1 87th Meeting of SLBC, Bihar

➤ **ACTION TAKEN REPORT ON THE ACTION POINTS OF 87th SLBC MEETING HELD ON 20.12.2023, WEDNESDAY.**

Point No.	Details of Action Point	Action Taken Report
1	<p>Lead Bank and other banks operating in Munger to make concerted efforts to increase the CD ratio of the district above 40%.</p> <p>[Action : UCO Bank]</p>	<p>UCO Bank has replied that their LDM is conducting credit camps on monthly basis and has also contacted District Magistrate of Munger for physical meeting with all the senior officials (Regional Manager) of low performing banks (whose CD Ratio is not upto mark). Credit camps were organised with District Industries Centre (DIC), Munger on 24.01.2024, 21.02.2024 & 07.03.2024. Total 125 loans were sanctioned and Rs 5.30 Crores were disbursed.</p> <p>UCO Bank Zonal Head of Begusarai and LDM Munger have reviewed the performance of all DCOs and advised them to improve the CD Ratio in March 2024. DIC has hold a review meeting of poorly performing banks which was attended by the District Magistrate also. CD Ratio of Munger improved by 2.61% as on 31.03.2024 (34.44%) from September quarter (31.83%).</p>
2	<p>Functioning of BLBCs and DCCs to be reviewed.</p> <p>[Action : SLBC/Finance Deptt.]</p>	<p>SLBC has held meeting on 02.02.2024 with Lead Banks and reviewed the functioning of BLBCs and DCCs. Banks have been advised to ensure participation of all their branches functioning in blocks without fail and DCC meetings must be attended by DCOs and senior functionaries. In order to strengthen the monitoring mechanism, SLBC has prepared a uniform standard format for all BLBC and DCC meetings and circulated the same among LDMs and Lead Banks for compliance vide letter no. SLBC / CM /2023-24 / 424 dated 09.02.2024.</p>
3	<p>A separate & specific review be carried for the districts having CD Ratio less than 45%.</p> <p>[Action : SLBC/Finance Deptt.]</p>	<p>The review meetings of the districts - Arwal, Bhojpur, Buxar, Jehanabad, Lakhisarai, Munger, Nalanda and Saran - have been conducted on 02.02.2024 by SLBC and on 12.03.2024 by Finance Deptt, Govt. of Bihar.</p> <p>At the close of FY 2023-24 only 3 districts - Munger (34.44%), Bhojpur (43.76%) and</p>

		<p>Nalanda (44.72%) are below 45% of CD Ratio as against 8 districts as on 30.09.2023. As on 30.09.2023 the CD Ratio of Munger, Bhojpur and Nalanda districts was 31.83%, 41.50% & 40.34%. Thus there is increase of 2.61%, 2.26% & 4.38% respectively in CD Ratio of these three districts.</p> <p>District wise details on CD ratio are placed on Page No. 74 of Agenda Reference Book.</p>
4	<p>There should be a proper mechanism for tallying Register IX with Register X in case of Certificate Cases.</p> <p>[Action : Revenue & Land Reforms Deptt. and all Banks]</p>	<p>Revenue Dept., Govt. of Bihar has instructed all districts that the District Certificate Officer and LDM will hold a coordination meeting on first Monday of every month regarding tallying Register IX with Register X.</p> <p>They will issue a weekly roster and branches will submit required information / documents accordingly. All banks have confirmed that Register IX is getting tallied with Register X at regular intervals.</p>
5	<p>There should be uniform monitoring formats for carrying out review of CD Ratio, ACP and various schemes at BLBC and DCC level.</p> <p>[Action : SLBC]</p>	<p>SLBC has prepared the uniform formats and has shared the same with all LDMs & lead banks vide letter no. SLBC / CM /2023-24 / 424 dated 09.02.2024 to review CD Ratio, ACP and various schemes at BLBC & DCC level. Lead Banks have confirmed that they are also reviewing the performance of their lead districts and reporting is being done on new uniform format. However, no specific issue has been flagged to SLBC.</p>
6	<p>Private Sector Banks should achieve their targets under Govt. Sponsored Schemes.</p> <p>[Action : All Pvt. Sector Banks]</p>	<p>All Private Banks have assured to scale up their performance in financing under Govt. Sponsored Schemes. Their performance as on 31.03.2024 is placed as Annexure- I at page no. 224 of Agenda Reference Book.</p>
7	<p>To spread awareness about the in-built personal insurance facility, suitable messages be sent centrally from Bank HOs to all debit / credit card holders.</p> <p>[Action : All Banks]</p>	<p>Banks are already spreading awareness through their website, display in branches, Financial Literacy Camps (FLCs) etc. Sending SMS messages centrally requires involvement of Bank's Head Offices.</p> <p>Banks have taken up the matter with their Head Offices / Corporate Offices for sending messages centrally to all their debit / credit card holders regarding the in-built insurance facility.</p>

8	<p>SLBC Meetings should be attended by the State Heads of the Banks. In case a State Head is unable to attend the SLBC meeting due to genuine reasons, SLBC must be informed well in advance in this regard and leave of absence be sought.</p> <p>[Action : All Banks]</p>	<p>All member banks have taken note of this action point to ensure compliance.</p>
9	<p>A senior officer from CBI State HQ to visit Madhepura District and sort out Bank's performance related issues in coordination with district administration.</p> <p>[Action : Central Bank of India]</p>	<p>CBI State Head is closely monitoring the performance of branches in Madhepura District. He instructed Regional Head, Purnea to meet District Administration, Madhepura. Subsequently, CBI Regional Head, Purnea visited Madhepura district and met District Collector, GM DIC & other officials of district administration on 21.12.2023 and discussed about achievement of targets under all Government schemes and other various issues. CBI Zonal Head also visited Purnea Region on 15.02.2024 and instructed CBI branches of Madhepura District to achieve targets allotted under Government schemes.</p>
10	<p>National Nodal Agencies of PMFME and AIF schemes should also be invited to the SLBC meeting.</p> <p>[Action : SLBC]</p>	<p>Invitation sent to Nodal Agencies of PMFME and AIF schemes.</p>

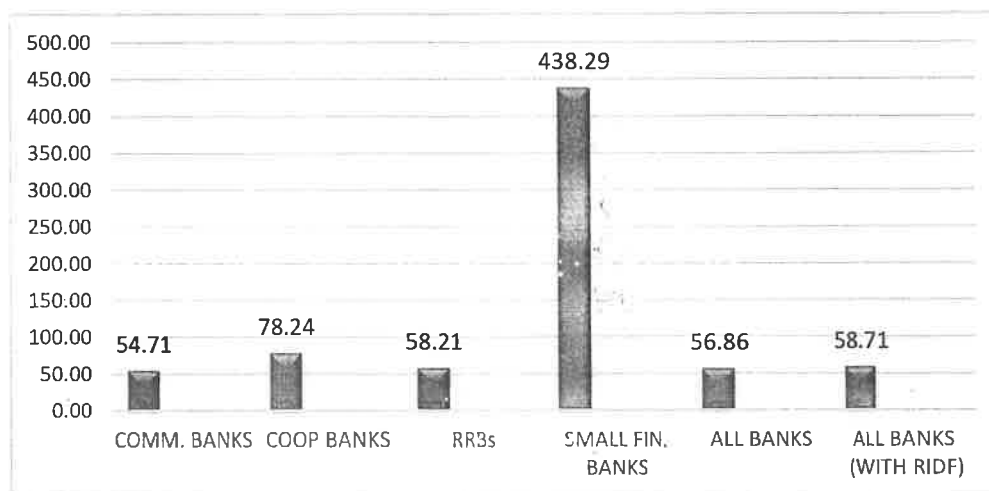
➤ **MINUTES OF THE 87th QUARTERLY MEETING OF SLBC HELD ON 20.12.2023.**

The Minutes and action points of above mentioned meeting have been placed at **Page Nos.41-54.**

4 Review of CD Ratio

4.1 State Level

➤ CD RATIO (AS ON 31.03.2024)



(Amt. Rs. In Crore)

Bank	Deposits	Advances	CD Ratio (%)
Commercial Banks	457680	250399	54.71
Co-operative Banks	5759	4506	78.24
RRBs	45113	26260	58.21
Small Finance Banks	2094	9182	438.29
Total	510646	290347	56.86
RIDF	--	9449	---
Total (Advances +RIDF)	510646	299796	58.71
Investment	--	56615	--
Grand Total (Adv. +RIDF+Invest.)	510646	356411	69.80*

* Just to know CD Ratio of the State had the investment been included.

CD Ratio at SLBC level is calculated and monitored based on the indicators advised by RBI vide their Master Circular No. RBI/ 2024-25 / 02 FIDD.CO.LBS.BC.No.01/ 02.01.001/ 2024-25, dated 01.04.2024 which specifies as under:

Institution / Level	Indicator
Individual Banks at Head Office	Cu + RIDF
State Level (SLBC)	Cu + RIDF
District Level	Cs

Where:

Cu = Credit as per place of utilization

Cs = Credit as per place of Sanction

RIDF = Total Resource Support provided to State under RIDF

An amount of Rs.2617 Crores have been financed to units functioning in Bihar by SBI by their branches operating outside the State and the amount has been taken into account for calculating the CD ratio. Amount under RIDF, Sanctioned during FY 2023-24 was Rs. 2495.30 Crore and total outstanding as on 31.03.2024 was Rs. 9449.29 Crores.

(Amt. in Rs. Crore)

RIDF : POSITION AS AT THE END OF FY 2023-24 (i.e. as on 31.03.2024)				
ONGOING PROJECTS SANCTIONED PRIOR TO FY 2023-24				Outstanding as on 31.03.2024 ****
No. of Projects	Amount Sanctioned*	Amount Withdrawn	Amount remaining for withdrawal ***	
4140	14470.23	9803.77	4666.46	
ON GOING PROJECTS SANCTIONED DURING FY 2023-24				
No. of Projects	Amount Sanctioned*	Amount Withdrawn**	Amount remaining for withdrawal ***	
705	2495.30	741.13	1754.17	
ALL ONGOING PROJECTS AS ON 31.03.2024				
No. of Projects	Amount Sanctioned*	Amount Withdrawn	Amount remaining for withdrawal ***	
4845	16965.53	10544.90	6420.63	
BRIEF PARTICULARS OF ON GOING PROJECTS				
S.N.	Sector	No. of Projects	Amount Sanctioned	
1	Irrigation	2641	5641.71	
2	Agriculture (Other than Irrigation)	82	1697.92	
3	Roads	1193	6055.66	
4	Bridges	918	3129.31	
5	Social Sector	11	440.97	
	Total	4845	16965.57	
BOTTLENECKS FACED, IF ANY, AND SUGGESTIONS FOR EFFICIENT UTILIZATION OF RIDF				
Disbursement from RIDF is based on phasing of the loan and expenditure incurred by the State Govt. on the implementation of rural infrastructure projects at the ground level. As and when NABARD receives reimbursement claims from the State Govt. against such expenditure incurred, it releases funds under RIDF to them. As a result, NABARD, with the support of State Govt., has been efficiently utilizing the funds under RIDF.				

* Loan under RIDF is neither of the nature of cash credit nor is it meant for funding working capital. Thus, 'Limit Sanctioned' should be read as 'Amount Sanctioned'.

** RIDF Tranche for the current FY 2023-24 is Tranche XXIX.

*** If we look at the difference between Amount Sanctioned and Amount Withdrawn under RIDF, we get an artificially inflated gap. Rather, in RIDF, we look at the difference between Amount Sanctioned (as per phasing of the loan) and Amount Withdrawn to arrive at the true gap i.e. Drawables.

**** Outstanding includes the repayment amounts due of ongoing as well as closed tranches.

4.2 District-wise

➤ DISTRICTS WHERE CD RATIO IS LESS THAN 45%

(As on 31.03.2024)

(Amt. in Rs. Crore)

SL.NO.	DISTRICT	DEPOSITS	ADVANCES	CD RATIO (%)
1	MUNGER	8577	2954	34.44
2	BHOJPUR	12646	5534	43.76
3	NALANDA	12968	5799	44.72

SL.NO.	DISTRICT	TREND OF CD RATIO OF DISTRICTS WHERE CD RATIO IS LESS THAN 45%			
		31.03.2024	31.12.2023	30.09.2023	31.03.2023
1	Munger	34.44	33.42	31.83	31.47
3	Bhojpur	43.76	43.34	41.50	42.76
2	Nalanda	44.72	43.04	40.34	40.85

Bank-wise and District-wise details on CD Ratio are furnished on Page Nos 73-76.

4.3 Bank-wise

➤ BANKS BELOW 20% CD RATIO

(As on 31.03.2024)

(Amt. in Rs. Crore)

Bank Name	No. of Branches	Deposit	Advances	CD Ratio %
South Indian Bank	2	305	11	3.56
Jammu & Kashmir Bank	1	140	26	18.57

4.4 GSDP-Credit Ratio

(Amt. in Rs. Crore)

SL NO.	ITEMS	2019-20	2020-21	2021-22	2022-23	2023-24
1	GSDP (CURRENT PRICE)	5,82,516	5,67,263	6,50,302	7,51,396	7,51,396
2	BANK CREDIT	1,59,987	1,75,475	2,18,996	2,59,879	2,99,796
3	CREDIT-GSDP RATIO (%)	27.46	30.93	33.48	34.59	39.90
4	C D RATIO (With RIDF)	43.03	46.40	52.96	55.64	58.71

As advised by the Directorate of Economics & Statistics, Planning & Development Department, GoB, the Gross State Domestic Product of Bihar at Current Prices for the FY 2023-24 was Rs. 7, 51,396 Crores. Bank Credit stood at Rs. 2,99,796 Crores as on 31.03.2024 thus taking the Credit – GSDP Ratio of the State to 39.90%.

As the GSDP figure for 2023-24 is not available, the GSDP of 2022-23 has been taken for arriving at Credit – GSDP Ratio for 2023-24.

5 Review of performance under ACP for FY: 2023-24

5.1 Bank type-wise

(As on 31.03.2024)

- The performance of Banks under the Annual Credit Plan FY: 2023-24 upto the quarter ended March-24 bank type-wise is as under:-

(Amt. in Rs. Crore)

Banks	Target	Achievement	% Ach.
Commercial Banks	215598	211482	98.09
Cc-operative Banks	6178	7732	125.15
RRBs	31243	26310	84.21
Small Finance Banks	10131	8009	79.06
Total	263150	253533	96.35

- Comparative Performance under ACP bank type-wise as on March-2024 vis-à-vis March-2023 is furnished here under :

(Amt. in Rs. Crore)

Banks	2022-23			2023-24		
	Target	Ach.	% Ach	Target	Ach.	% Ach
Commercial Banks	164981	179529	108.82	215598	211482	98.02
Co-operative Banks	4276	10312	241.15	6178	7732	125.15
RRBs	27635	23817	86.18	31243	26310	84.21
Small Finance Banks	7253	6862	94.62	10131	8009	79.06
Total	204145	220520	108.02	263150	253533	96.35

5.2 Sector-wise

➤ The performance March-2024 sector-wise is as under:-

(As on 31.03.2024)

(Amt. in Rs. Crore)

Sector	Target	Achievement	% Ach.
Agriculture	94150	83631	88.83
MSME	89480	76975	86.02
OPS	19520	19747	101.16
Total Priority Sector	203150	180353	88.78
NPS	60000	73180	121.97
Total	263150	253533	96.35

➤ Comparative Performance under ACP sector-wise as on March-2023 vis-à-vis March-2024 is furnished here under :

(Amt. in Rs. Crore)

Sector	2022-23			2023-24		
	Target	Ach.	% Ach	Target	Ach.	% Ach
AGL	70000	71002	101.43	94150	83631	88.83
MSME	70000	55072	78.67	89480	76975	86.02
OPS	14145	18887	133.53	19520	19747	101.16
Total PS	154145	144961	94.04	203150	180353	88.78
NPS	50000	75559	151.12	60000	73180	121.97
Total	204145	220520	108.02	263150	253533	96.35

5.3 District-wise

(As on 31.03.2024)

BOTTOM 5 DISTRICTS IN ACP ACHIEVEMENT

(Amt. in Rs. Crore)

Sl No.	District	Target	Achievement	% Achievement
1	Madhubani	8013	5627	70.23
2	Buxar	4741	3359	70.85
3	Munger	4056	2966	73.14
4	Jehanabad	3159	2322	73.51
5	Nalanda	7042	5254	74.61

5.4 Bank-wise

➤ BOTTOM 5 BANKS IN ACP ACHIEVEMENT

(As on 31.03.2024)

(Amt. in Rs. Crore)

Sl. No.	Name of the Bank	Target	Achievement	% Achievement
1	Yes Bank	5141	661	12.87
2	Punjab and Sind Bank	516	165	31.98
3	South Indian Bank	35	17	48.61
4	Karur Vysya Bank	2	1	48.71
5	Uttkarsh SFB	7409	4753	64.15

Bank-wise and District-wise position as on 31.03.2024 in respect of targets and achievements under ACP 2023-24 is furnished on **Page Nos.79-82.**

6 Review of Non-Performing Assets (NPAs)

6.1 NPA position of banks in Bihar

(As on 31.03.2024)

As on 31.03.2024, the overall position of NPAs and the amount of loans Written-Off are as under:

(Amt. in Rs. Crore)

Banks	Total Adv.	Total NPA	% of NPA	Written off
Comm. Banks	247781	14713	5.94	820
Co-op. Banks	4505	319	7.09	
RRBs	26260	6244	23.78	
Small Finance Bank	9181	177	1.93	
Total	287729	21454	7.46	820

@ Excluding Loans granted from outside Bihar to units in Bihar.

➤ **BANKS HAVING NPA > 7.46 % (MORE THAN STATE AVERAGE)**

(Amt. in Rs. Crore)

S. N.	Name of Bank	Advances	NPA	% NPA
1	DAKSHIN BIHAR GRAMIN BANK	12352	4369	35.37
2	CENTRAL BANK OF INDIA	11634	2239	19.25
3	UCO BANK	4896	728	14.87
4	PUNJAB NATIONAL BANK	23540	3410	14.49
5	UTTAR BIHAR GRAMIN BANK	13908	1874	13.48
6	UNION BANK OF INDIA	5921	793	13.40
7	INDIAN BANK	13124	1269	9.68
8	BANK OF INDIA	11526	1063	9.23
9	PUNJAB AND SIND BANK	332	30	9.10

➤ **Comparative Position of NPA %**

31.12.2022	31.03.2023	30.06.2023	30.09.2023	31.12.2023	31.03.2024
10.35	9.28	9.05	8.57	7.93	7.46

Position of Bank-wise and Sector-wise NPAs have been placed at **Page No.86** for discussion and review by the House.

We are glad to share with the house that NPAs of banks as on 31.03.2024 is the lowest one in last 3 years.

6.2 Certificate cases

(FY – 2023-24) Q4

As on 31.03.2024 the overall position of Certificate Cases filed by all Banks is furnished below:
(Amt. in Rs. Crore)

Bank	Total Cases (No.) as on 31.12.2023	Total Cases (Amt.) as on 31.12.2023	Cases filed (No.) (During the quarter March 2023)	Cases filed (Amt.) (During the quarter March 2023)	Cases disposed (No.) (During the quarter March 2023)	Cases disposed (Amount) (During the quarter March 2023)	Pending Cases (No.) as on 31.03.2024	Pending Cases (Amount) as on 31.03.2024
	No.	Amt.	No.	Amt.	No.	Amt.	No.	Amt.
Comm.	777168	6089	16060	80	7321	41	785907	6128
Co-op	16905	153	1132	12	1176	11	16861	154
RRBs	99585	1630	11926	174	5010	70	106501	1735
SFB	0	0	0	0	0	0	0	0
Total	893658	7872	29118	267	13507	122	909269	8017

Looking at the high NPAs and piling up of Certificate Cases, Govt. of Bihar is requested to appoint/identify dedicated Certificate Officers to look after disposal of the Certificate Cases filed by the Banks/FIs.

Bank-wise and District-wise no. & amount of Certificate Cases are furnished on Page Nos.87-88.

6.3 Stipulating Time Frame for Recovery of dues involved in Certificate Cases filed by banks under PDR Act.

A large number of certificate cases filed by banks under PDR Act are pending for disposal in the districts. These cases not only lock a good amount of lendable funds but also drain out human resources due to their infinitely staggered continuance / disposal.

Govt. of Bihar is requested by SLBC forum to look into the matter and consider amendment in related policy by stipulating a definite time frame for disposal of certificate cases filed by Banks under PDR Act.

6.4 SARFAESI CASES

(FY – 2023-24) Q4

Application from banks for taking physical possession of property under Section 14 of SARFAESI Act remains pending for unduly long periods in the offices of DMs. This concern emerged as an action point in previous SLBC meetings. A meeting was conducted on 11.10.2023 by Govt of Bihar under the chairmanship of Principal

Secretary, Finance with all DMs of the State regarding issues related to physical possession of assets of defaulter borrowers under SARFAESI act.

Status of cases under Section 14 of SARFAESI Act as on 31.03.2024 is furnished hereunder:

(Amt. In Rs. Crore)

S. N.	Bank	Pending Cases as on 31.12.2023		Cases filed during the quarter Mar' 2024		Case disposed during the quarter Mar' 2024		Pending Cases as on 31.03.2024	
		No.	Amt.	No.	Amt.	No.	Amt.	No.	Amt.
1.	Comm.	510	122	174	41	155	45	529	118
2.	Co-op	0	0	0	0	0	0	0	0
3.	RRB	110	19	10	2	17	1	103	19
4.	SFB	1	1	0	0	0	0	1	1
Total		621	142	184	43	172	46	633	138

Bank-wise and District-wise no. & amount of SARFAESI Cases are furnished on Page Nos.147-148.

6.5 Issue of Stamp duty linked to recovery in certificate cases

Stamp duty payable upfront by the banks while filing certificate cases be linked to recoveries in the certificate cases filed.

7 Review of financing to MSME Sector

In terms of the recommendations of the Prime Minister's Task Force on MSMEs, banks have been advised to achieve:

- (i) 20 % year-on-year growth in credit to Micro and Small Enterprises,
- (ii) 10 % annual growth in the number of Micro Enterprise accounts and
- (iii) 60 % of total lending to MSE sector as on corresponding quarter of the previous year to Micro Enterprises. As per the new revised reporting guidelines issued by RBI on Priority Sector lending- Targets and Classification vide RBI Master Circular no. Master Direction FIDD.CO.Plan.1/04.09.01/2016-17 dated July 7, 2016 (updated upto 05 December 2019)/vide circular no. FIDD.CO.Plan.BC.18/04.09.01/2017-18 dated March 01, 2018/ FIDD.CO.Plan.BC.8/04.09.0/2020-21 dated Sep 04, 2020. **Micro, Small & Medium Enterprises** comprises Manufacturing and Service Sector under (i) Micro Enterprises (ii) Small Enterprises (iii) Medium Enterprises (iv) Khadi & Village Industries Sector (KVI) and (v) Other finance to MSMEs. The performance of Banks in this regard as on 31.03.2024 is placed at **Page Nos. 90-95** of the Reference Book.

7.1 Micro Enterprises: Manufacturing & Services

(FY – 2023-24) Q4

(Amt. in Rs. Crore)

TARGET	SANCTIONED		DISBURSED		%ACH.
AMT	NO.	AMT	NO.	AMT	AMT
36687	1237608	43213	964405	42037	114.58

Bank-wise target and performance is furnished on Page Nos.90-91 for information.

7.2 Small Enterprises: Manufacturing & Services

(FY - 2023-24) Q4

(Amt. in Rs. Crore)

TARGET	SANCTIONED		DISBURSED		%ACH
AMT	NO.	AMT	NO.	AMT	AMT
14317	55948	17016	54421	16656	116.35

Bank-wise target and performance is furnished on Page Nos.92-93 for information.

7.3 Medium Enterprises: Manufacturing & Services

(FY-2023-24) Q4

(Amt. in Rs. Crore)

TARGET	SANCTIONED		DISBURSED		%ACH
AMT	NO.	AMT	NO.	AMT	AMT
4630	3776	6341	3609	6248	134.95

Bank-wise target and performance is furnished on Page Nos.94-95 for information.

7.4 Psbloansin59minutes.com

The initiative aims at automation and digitization of various processes of Business Loan (Term loan, Working Capital Loan and Mudra Loan) and Retail Loans (Personal Loan, Home Loan and Auto Loan) in such a way that a borrower gets an in-principle approval letter in less than 59 minutes. The borrower has been given the flexibility to choose lender.

Business loan in-principle approvals, with/ without collateral, are currently provided for value from ₹1.00 lakh to ₹ 5.00 Crore. The Platform is integrated with CGTMSE to check eligibility of borrowers. Mudra Loan in-principle approvals are currently provided for value from ₹ 0.10 lakh to ₹10.00 lakh.

Personal loan in-principle approvals are currently provided for value up to ₹ 20.00 lakh, Home Loan in-principle approvals are currently provided for value up to ₹ 10.00

Crede and Auto Loan in-principle approvals are currently provided for value up to ₹ 1.00 Crore.

This Platform has reduced the loan processing turnaround time from 20-25 days to 59 minutes. Post receiving of in-Principle approval letter, the loan is expected to be disbursed in 7-8 working days.

The loans are processed without human intervention till sanction and / or disbursement stage. On this platform, MSME borrower is not required to submit any physical document for in principle approval. The solution uses advanced algorithms to analyse data points from various sources such as IT returns, GST data, bank statements etc. The analysed details are matched with various criteria set by all Lending banks on the platform with whom the application got matched with and from those Banks the Borrower can select his / her preferred lender.

This platform is accessible by visiting the web portal <https://www.psbloansin59minutes.com> and may be contacted over landline telephone no. 079-41055999.

(FY -2023-24)

(Amt. in Rs. Crore)

SANCTIONED		DISBURSED	
NO.	AMT.	NO.	AMT.
344	77	334	77

Bank-wise performance is furnished on Page No.96 for information.

7.5 Advances sanctioned under CGTMSE

(FY - 2023-24) Q4

(Amt. in Rs. Crore)

SANCTIONED		DISBURSED	
NO.	AMT.	NO.	AMT.
163455	7115	148282	6791

Bank-wise performance data and recent changes advised by Govt. are furnished on Page No.97 for information of the House.

7.6 Small Road Transport Operators

(FY - 2023-24) Q4

(Amt. in Rs. Crore)

TARGET	SANCTIONED		DISBURSED		% ACH (NO.)
NO.	NO.	AMT.	NO.	AMT.	
8800	2286	133	2283	124	25.94

Bank-wise performance is furnished on Page No.98.

Govt. of Bihar is requested to instruct its Transport Registering Authority to renew the permit of vehicle financed by Banks only after getting clearance from Banks. It will inculcate a culture of repayment among SRTO borrowers and Bank shall be in a position to improve its coverage under SRTO financing.

8 Review of financing to Agriculture

8.1 Kisan Credit Card (KCC)

(FY - 2023-24) Q4

Banks	Target (No.)	Disbursement (No.)			% Achievement
	New	New	Renewal	Total	New
Commercial Banks	344008	90110	392641	482751	26.19
Co-operative Banks	47906	2261	80803	83064	4.72
RRBs	202121	75338	604667	680005	37.27
Small Finance Bank	21453	0	0	0	0.00
Grand Total	615488	167709	1078111	1245820	27.25

Banks operating in the state have disbursed loans to 12,45,820 beneficiaries (New – 1,67,709 & Renewal – 10,78,111) under KCC amounting to Rs 13,870 Crores upto the quarter ended March-2024 of the current FY.

Bank-wise & District-wise performance under KCC Scheme is furnished on **Page Nos.99-100.**

➤ KISAN CREDIT CARD (KCC): OUTSTANDING & NPAs

(As on 31.03.2024)

(Amt. in Rs. Crore)

KCC OUTSTANDING		NPA IN KCC		% NPA
NO.	AMT.	NO.	AMT.	AMT.
3876143	26521	1432243	10336	38.97

Bank-wise data on Outstanding and NPA under Kisan Credit Card (KCC) as on 31.03.2024 is placed at **Page No.101.**

➤ AGRI LOAN OUTSTANDING TO SMALL, MARGINAL & OTHER FARMERS

(As on 31.03.2024)

(Amt. in Rs. Crore)

Small Farmers		Marginal Farmers		Others Farmers	
No.	O/S AMT	No.	O/S AMT	No.	O/S AMT
2859133	17528	3776557	22698	5488470	39352

The bank-wise data on Outstanding Amount of Agriculture Loans provided to Small & Marginal Farmers and Other Farmers as on 31.03.2024 is placed at **Page No.102**.

➤ **ISSUANCE OF ATM CARDS TO KCC HOLDERS**

Total KCC A/Cs (Outstanding)	Smart Card/ ATM-enabled Card issued during the FY 2023-24	Smart card/ ATM-enabled Card issued (Cumulative)
No.	No.	No.
3876143	78907	2723606

The Bank-wise information on ATM Cards issued to KCC borrowers is placed at **Page No.103** of the Reference Book for information of the House. All Banks are requested to ensure that ATM Cards are issued to all eligible KCC borrowers at the time of sanction / renewal.

8.2 Crop Insurance under KCC Scheme

As per RBI Circular No.RBI/2018-19/10 FIDD.CO. FSD.BC.No.6/ 05.05.010/ 2018-19 dated 04.07.2018, insurance of crops of all borrower farmers is mandatory. However, GoB has exited the National Crop Insurance Scheme resulting in non-insurance of Crops under KCC Scheme of Banks.

The issue was raised in the 66th SLBC meeting. Responding to the action point on the issue, RBI clarified that since crop insurance aims at mitigating the financial loss of farmers in case of crop loss due to natural calamities, mandatory crop insurance prescribed by RBI is justified.

The Registrar (Cooperative Societies) , GoB have, vide their letter no. 11095 dated 24.12.2018, advised that there is no provision for insurance of crops of the KCC Loanee Farmers under the “Bihar Rajya Fasal Sahayata Yojana” launched by GoB.

The matter of Crop Insurance and its impact on lending to farmers was raised in 67th& 68th SLBC meetings also. SLBC took up the issue also with Department of Agriculture, Cooperation & Farmers Welfare, and Department of Financial Services, Government of India and Bihar Government.

SLBC was advised by RBI, Patna their letter no. letter FIDD(Pat)No./77/02.01.001/ 2019-20 dated July 15, 2019 , to convey the member banks the following instruction on mandatory crop insurance for KCC:

“Member banks to sanction credit facilities under KCC scheme to eligible farmers without insisting on mandatory coverage under crop insurance till such time an insurance scheme is notified for the concerned crops by the Govt. of Bihar.”

SLBC has accordingly advised to all member banks vide letter no. SLBC/CM/2019-20/117 dated 19.07.2019 which is placed at **Page No.55**.

8.3 Doubling of Farmers' income.

Agriculture being the pivot of economic development of the State, it is imperative to make a drastic increase in credit outlay to Farm Sector. Looking at the small size of land holdings, increasing cost of inputs, absence of access to large markets by small farmers and limited capacity of investment in these land holdings, exploiting the opportunities of big ticket size Agri-loans should be emphasized. Financing to Farmer Producer Organisations is one of such opportunities. NABARD is already extending necessary help and handholding to FPOs in Bihar. But financing to FPOs is still to kick-start. Financing schemes covered under DEDS of NABARD may also help in increasing farmers' income. NABARD is requested to liaise with Banks and arrange necessary training for Bank officials to make them conversant with the various facets of FPO financing and DEDS.

With the formation of Regional Advisory Council on Off-Farm Sector at NABARD, Patna, it is expected that preparation and execution of appropriate policies & plans would take place expeditiously. This would have a positive impact on increasing farmers' income.

Efficient execution of various schemes launched under Atmanirbhar Bharat will also be instrumental in doubling farmers' income.

8.4 Special drive to issue KCC to farmers for Agriculture & Allied Activities

As part of the Atmanirbhar Bharat Package for farmers, Hon'ble Finance Minister had announced ₹ 2 lakh crore concessional credit boost to 2.5 crore farmers through Kisan Credit Cards (KCC). Accordingly, a special drive was launched w.e.f 1st June 2020 to provide KCC to farmers, with special focus on PM-Kisan beneficiaries, Animal Husbandry farmers and fishermen.

While reviewing the progress of KCC saturation drive, it has been observed that although, KCC saturation drive has resulted in very good coverage of farmers engaged in crop cultivation, a significant chunk of the farmers engaged in animal husbandry, dairy and fisheries activities, are yet to be provided with the facility of KCC. These farmers are the most unserved segment of the society, in terms of institutional credit for their working capital requirement.

Accordingly, in order to further streamline the process of credit delivery through KCC to the animal husbandry and fisheries farmers, a Standard Operating Procedure (SOP) Guidelines for issue of separate KCC for animal husbandry, dairy and fisheries farmers has been issued on 24.09.2021. The same has been shared with stakeholders. A copy of the SOP is also available on the website of DFS, i.e. [https:// financialservices.gov.in](https://financialservices.gov.in).

Also, in order to ensure maximum coverage of farmers engaged in Animal Husbandry and Fisheries under KCC, a special saturation drive in the form of weekly "District-level Camp" w.e.f. 8th November 2021 has been started. This saturation drive will run till 31.03.2024.

Details of progress under the camp is placed at **Page Nos.202-205**.

8.5 Determination of Unit Cost and Scale of Finance

Unit Costs for Investment Activities in Agriculture and Allied Sectors in Bihar for the FY 2023-24 provided by NABARD has been shared with stakeholders and the same is uploaded on our website.

The State Level Technical Committee (SLTC) during its meeting held on 10.04.2023, under the chairmanship of Secretary, Agriculture Department, Govt. of Bihar has finalized the Scale of Finance for the FY 2023-24 vide proceedings of SLTC meeting, dated 10.04.2023.

The Scale of Finance for FY 2023-24 has been shared with stakeholders on 15.04.2023 and is uploaded on SLBC website.

9 Review of financing to Allied Agriculture Activities

At the end of FY 2023-24, the credit sanctioned / disbursed to Dairy, Poultry, Fisheries sector under KCC & ATL stand as under:

9.1 Dairy – KCC & ATL

(FY 2023-24) Q4

➤ DAIRY-KCC

(Amt. in Rs. Crore)

BANK	TARGET (AMT)	SANCTIONED		DISBURSED		%ACH (AMT)
		NO.	AMT	NO.	AMT	
Commercial Banks	842	19871	296	19754	296	35.13
Co-operative Banks	108	0	0	0	0	0.00
RRBs	441	8932	51	8924	50	11.38
Small Finance Bank	57	0	0	0	0	0.00
TOTAL	1448	28803	347	28678	346	23.90

➤ DAIRY -ATL

(FY 2023-24) Q4

(Amt. in Rs. Crore)

SCHEME	TARGET	SANCTIONED		DISBURSED		%ACH (AMT)
	AMT	NO.	AMT	NO.	AMT	
DAIRY	5239	119634	745	119629	742	14.17

9.2 Fisheries – KCC & ATL

➤ FISHERY-KCC

(FY 2023-24) Q4
(Amt. in Rs. Crore)

BANK	TARGET (AMT)	SANCTIONED		DISBURSED		%ACH (AMT)
		NO.	AMT	NO.	AMT	
Commercial Banks	506	769	24.24	754	23.92	4.73
Co-operative Banks	48	9	0.04	9	0.04	0.08
RRBs	310	33	0.55	32	0.48	0.15
Small Finance Bank	33	0	0	0	0	0.00
TOTAL	897	811	24.83	795	24.44	2.72

➤ FISHERY-ATL

(FY 2023-24) Q4
(Amt. in Rs. Crore)

SCHEME	TARGET	SANCTIONED		DISBURSED		%ACH (AMT)
	AMT	NO.	AMT	NO.	AMT	
FISHERY	1285	7620	42	7614	41	3.21

9.3 Poultry

(FY 2023-24) Q4
(Amt. in Rs. Crore)

SCHEME	TARGET	SANCTIONED		DISBURSED		%ACH (AMT)
	AMT	NO.	AMT	NO.	AMT	
POULTRY	2607	2978	66	2974	63	2.42

Bank wise performance is furnished on **Page Nos.104-108.**

9.4 PMFME

Prime Minister Formalisation of Micro food processing Enterprises (PMFME) Scheme, an initiative under Aatma Nirbhar Bharat Abhiyan and “Vocal for Local” campaign, is being implemented by Ministry of Food Processing Industries (MoFPI) with an outlay of 10,000 Crore over a period of 5 years from 2020-21 to 2024-25.

Individual micro food processing units would be provided credit-linked capital subsidy @35% of the eligible project cost with a maximum ceiling of Rs.10.0 lakh per unit. Beneficiary contribution should be minimum of 10% of the project cost with balance being loan from Bank. SHFs and other Non-Individual entities are also eligible under the scheme with enhanced subsidy. Details are available on website of MoFPI. Beneficiaries may apply online at pmfme.mofpi.gov.in.

Progress under the scheme as on **31.03.2024** is tabled below:

Target	No. of Applications Sanctioned	% Achievement	No. of Applications Rejected	No. of Applications Under Process	Grand Total
10050	10367	103.15	13588	6791	30746

Bank-wise report is furnished at **Page No.208**.

9.5 AIF

Agriculture Infrastructure Fund (AIF) scheme aims to mobilize a medium - long term debt finances facility for investment in viable projects for post-harvest management infrastructure and community farming assets through incentives and financial support in order to improve agriculture infrastructure in the country The Scheme will be operational from 2020-21 to 2029-30.

Moratorium for repayment under this financing facility may vary subject to minimum of 6 months and maximum of 2 years. All loans under this financing facility will have interest subvention of 3% per annum up to a limit of Rs. 2 crore. This subvention will be available for a maximum period of 7 years.

Farmers can now apply online for loan at the official Agriculture Infrastructure Fund Portal at **agriinfra.dac.gov.in**.

Progress under the scheme as on **31.03.2024** is tabled below: (No. of applications)

Total applications	Denied by Gol	Rejected by LIs	Pending information (with Gol)	Verified by Gol & pending at LIs	Submitted	Approved but not disbursed	Disbursed
1790	104	288	398	100	11	151	738

Bank-wise report is furnished at **Page No.209**.

10 Review of Performance under Important Schemes

10.1 SHGs under NRLM

(FY 2023-24) Q4
(Amt. in Rs. Crore)

SCHEME	TARGET	SAVING BANK LINKAGE	CREDIT LINKAGE (SANCTION)		%ACH (NO.)
	NO.	NO.	NO.	AMT	
SHGs	250000	52863	339861	11905	135.94

Data provided by Bihar Rural Livelihood Promotion Society (BRLPS) on Bank-wise position of Savings and Credit-linkages of SHGs is furnished on **Page Nos.109-112**.

The Reserve Bank of India has already advised the detailed guidelines for operationalisation of Interest Subvention Scheme under NRLM for SHG Credit. All Banks are requested to provide the stipulated interest- subvention to all eligible SHG accounts.

10.2 NULM

➤ Self-Employment Programme

(FY 2023-24) Q4

S.N	COMPONENT	TARGET (NO.)	ACHIEVEMENT (NO.)	% ACHIEV.
1.	SEP- I & G (Credit Linkage)	2300	1737	75.52
2.	SHG (Bank Linkage)	4000	3442	86.05
	TOTAL	6300	5179	82.21

Data provided by State Mission NULM on Bank-wise performance of Bank and Credit-linkages of SHGs is furnished on **Page no.210**.

As allocation of wards has already been done among the banks, the applications pertaining to a specific ward should be disposed off by the bank/ bank branch concerned.

➤ PM SVANidhi

Status of application under PM SVANidhi (cumulative) Scheme as 31.03.2024 is tabled below:

No. of Applications	Sanctioned	Disbursed	% Disbursed	Return by Bank (This application can be processed by bank)	% Rejection	Application Pending with Bank (Without Including Rejection by Bank)
A	B	C	D (C x 100/B)	E	F (E x 100/A)	G (A-B-E)
233226	164615	140230	85.19	43707	18.73	24385

More granular data on PM SVANidhi has been placed on **Page Nos.211-213**.

10.3 Education Loan

➤ EDUCATION LOAN: TARGET & ACHIEVEMENT

(FY 2023-24) Q4

Performance of banks during FY 2023-24 is summarized below:

SCHEME NAME	Target	Disbursement	% Achievement
	No.	No.	No.
Education Loan	36377	18558	51.02

More granular data on target and achievement under Education Loan has been placed on **Page No.113**.

➤ EDUCATION LOAN: OUTSTANDINGs AND NPAs

(As on 31.03.2024)
(Amt. in Rs. Crore)

Education Loan Outstanding		NPA in Education Loan		%NPA
No.	Amount	No.	Amount	Amount
70629	2684	17346	537	20.03

Bank wise data sheet Education loan outstanding and NPA position in Education loan on **Page No.114**.

10.4 PMMY

(FY 2023-24) Q4

The Pradhan Mantri Mudra Yojna was launched on 08th April 2015 with an objective to create an inclusive, sustainable & value based entrepreneurial culture, in collaboration with partner institutions in achieving economic success and financial security. The loans in PMMY are extended under 3 categories: Shishu (upto ₹ 50,000), Kishore (₹ 50,001 to ₹ 5 lakh) & Tarun (₹ 5, 00,001 to ₹10 lakh). The loans are provided for income generating small business activities in manufacturing, processing, and service sector or trading.

From April 2016 onwards, activities allied to agriculture (excluding crop and land improvement loans) have also been included in this scheme. Interest rates are to be charged as per the policy decision of bank & there is no need of collateral security under this loan scheme.

(Amt. in Rs. Crore)

PMMY DISBURSED (Excluding Renewals)							
FY 2023-24							
SHISHU		KISHORE		TARUN		TOTAL	
NO.	AMT	NO.	AMT	NO.	AMT	NO.	AMT
2757447	10017	1844933	16245	29559	2172	4631939	28434

The data on Mudra Loan as on 31.03.2024 is placed on **Page Nos.115-118**.

10.5 PMJDY

(FY 2023-24) Q4

Under this scheme, a Savings Bank account with minimal documents is opened with zero balance & Rupay Card is issued. The account carries free of cost accidental death insurance of ₹ 2 lakh for the account holder, subject to the terms of usage.

(Amt. in Rs. Crore)

NO. OF PMJDY ACCOUNTS OPENED IN FY 2023-24 As on 31.03.2024		TOTAL PMJDY ACCOUNTS		TOTAL ACTIVE PMJDY ACCOUNTS		NO. OF OVERDRAFTS SANCTIONED IN FY 2023-24 As on 31.03.2024		TOTAL (CUM.) NO. OF OVER DRAFTS SANCTIONED	
NO.	AMT	NO.	AMT	NO.	AMT	NO.	AMT	NO.	AMT
4126776	1109	67542966	24814	47327989	21994	102383	21	3305475	383

Bank-wise detailed data on PMJDY is placed on **Page no.119** for information of the house.

10.6 Stand Up India

Stand up India Programme was launched by the Hon'ble Prime Minister on April 05, 2016. The objective of the Stand-up India is to facilitate bank loans between ₹ 10 lakh to ₹ 1.00 crore to Scheduled Caste (SC) and Scheduled Tribe (ST) borrowers and Women borrowers for setting up Greenfield Enterprises. The details of the scheme and its guidelines are available on website www.standupmitra.in. Banks are requested to instruct their branches for better implementation of the scheme. Reports received from SIDBI on cumulative Performance since inception (upto 31.03.2024 and performance during the FY 2023-24 are tabled below :

(Amt. in Rs. Crore)

Period	SC		ST		Women (General)		Total	
	No.	Sanction Amt.	No	Sanction Amt.	No.	Sanction Amt.	No.	Sanction Amt.
During FY 23-24	83	13.54	10	1.83	1010	169.15	1103	184.51
Cumulative	811	139.86	83	14.65	6697	1280.41	7591	1434.92

The bank wise data of Stand-up India is placed on **Page No.120-121**.

10.7 PMEGP

FY (2023-24) Q4

SCHEME	TARGET	SANCTIONED	SANCTIONED %	APPLICATION FORWARDED TO BANKS	PENDING APPLICATION
	NO.	NO.	NO.	NO.	NO.
PMEGP	15154	13626	89.92	46959	7353

Data obtained from KVIC online portal is placed on **Page Nos.122-123.**

10.8 PM's new 15 point programme for welfare of Minority Communities

Lead district Managers of all the 7 minority concentrated districts (Araria, Katihar, Sitamarhi, West Champaran, Kishanganj, Darbhanga & Purnea) in Bihar have been advised by SLBC to monitor & review the progress of credit facilities under various schemes to Minority Communities in DCC / DLRC meetings as per guidelines / instructions contained in RBI circular No. RBI/2019-20/03 FIDD.GSSD.BC.No. 04/09.10.01/2019-20.

To effectively monitor the performance of banks in providing credit to the specified minority communities at SLBC level, SLBC has instructed all concerned 7 Lead District Managers to send the Annexure II (half yearly) & Annexure III (quarterly) to RBI well in time.

The contact details of officials designated by banks functioning as lead bank in minority concentrated districts to look after exclusively issues related to minority communities is furnished below:

District Name	Name of designated official	Name of Bank	Mobile No.	e-mail address
Araria	Sri Shatrughan Sharma	SBI	7781099919	lbo.araria@sbi.co.in
Darbhanga	Sri Ajay Kumar Sinha	CBI	9264291596	ldmdarb@centralbank.co.in
Katihar	Sri M K Madhukar	CBI	9264291811	ldmkati@centralbank.co.in
Kishanganj	Sri Indu Shekhar	SBI	7070999337	ldm.kishanganj@sbi.co.in
Purnea	Sri Mithlesh Kumar	SBI	9065490888	ldm.purnea@sbi.co.in
Sitamarhi	Sri Anil Kumar Singh	BOB	7320846835	ldm.Sitamarhi@bankofbaroda.com
West Champaran	Sri Satish Kumar	CBI	9264292188	ldmwcham@centralbank.co.in

LENDING TO MINORITY COMMUNITIES				
		(FY 2023-24)	(Amt. in Rs. Crore)	
SL. No.	Minority Concentrated Districts in Bihar	Priority Sector Advance Disbursed (A)	Out of (A) Total Advances to Minority	% Share of Minority Advance
		Amt.	Amt.	
1	Araria	3930	169	4.29
2	Darbhanga	5688	191	3.36
3	Katihar	4417	137	3.10
4	Kishanganj	2255	87	3.88
5	Purnea	5699	226	3.98
6	Sitamarhi	3470	95	2.75
7	W. Champaran	4537	191	4.21
	TOTAL	29996	1096	3.65

Data on Lending to Minority Communities in all districts of Bihar is placed on Page No.85.

11 Review of Performance under Social Security Schemes (FY – 2023-24) Q4

11.1 Pradhan Mantri Jeevan Jyoti Bima Yojana (PMJJBY)

PMJJBY provides an insurance coverage at a very low premium. Under the scheme any saving bank account holder aged between 18 to 50 years can be insured for a sum of Rs.2.00 lacs against death on a payment of yearly premium of Rs.436/- per year (w.e.f. 01.06.2022) only, which will be debited from his saving account. The insurance is valid from 1st June to 31st May each year and is renewable. The performance of all member banks under this scheme is as under:

NO. OF PMJJBY NEW ENROLLMENTS IN FY 2023-24 as on 31.03.2024	NO. OF PMJJBY CLAIMS RECD. IN FY 2023-24 as on 31.03.2024	NO. OF PMJJBY CLAIMS SETTLED IN FY 2023-24 as on 31.03.2024	TOTAL NO. OF PMJJBY ENROLLMENTS IN FORCE TILL 31.03.2024	TOTAL (CUM.) NO. OF PMJJBY CLAIMS RECD TILL 31.03.2024	TOTAL (CUM.) NO. OF PMJJBY CLAIMS SETTLED TILL 31.03.2024
2332217	3477	3335	10350440	13001	11179

Related data is placed on Page No.124 for information of the house.

11.2 Pradhan Mantri Suraksha Bima Yojana (PMSBY)

PMSBY is a social security scheme in which persons having savings bank account and aged between 18 to 70 years can be insured for a sum of ₹ 2.00 lakh against accidental death on a payment of a paltry premium of ₹ 20/- per year (w.e.f 01.06.2022). The coverage is available also in case of complete or partial disability. The yearly premium is to be debited automatically from the SB A/C on the basis of

authorisation by the customer. The insurance will be valid from 1st June to 31st May each year and is renewable.

The performance of Banks under PMSBY in Bihar is appended below:

NO. OF PMSBY NEW ENROLLMENTS IN 2023-24 as on 31.03.2024	TOTAL NO. OF PMSBY CLAIMS RECD in 2023-24 as on 31.03.2024	TOTAL NO. OF PMSBY CLAIMS SETTLED in 2023-24 as on 31.03.2024	TOTAL NO. OF PMSBY ENROLLMENTS IN FORCE TILL 31.03.2024	TOTAL (CUM.) NO. OF PMSBY CLAIMS RECD TILL 31.03.2024	TOTAL (CUM.) NO. OF PMSBY CLAIMS SETTLED TILL 31.03.2024
5374781	602	483	24411157	3142	2274

More granular data in this regard is placed on **Page No. 124** for information of the house.

11.3 Atal Pension Yojana (APY)

Persons aged between 18 to 40 years not having any social security coverage are eligible under Atal Pension Yojana. The scheme is mainly targeted at workers of unorganised sector. After attaining the age of 60 years contributors to the scheme will get a monthly pension between ₹ 1000 to ₹ 5000 per month depending upon their monthly contribution. After the death of pensioner and his/her spouse, their nominee will be paid a lump-sum amount.

FY 2023 – 24 As on 31.03.2024

Target (PFRDA)	Achievement	Achievement %	SFBs Ach.
636450	1128835	177	1586*

*SFBs Data is not received from PFRDA, directly reported to SLBC from SFBs.

The data is placed on **Page No. 124** for information of the house.

Bihar ranks second in the country in terms of cumulative APY enrollments after Uttar Pradesh.

In FY 2023-24 SLBC, Bihar has been awarded “Award of Excellence” under Citizen’s Choice (H1 P2) & “Award of Ultimate Leadership” for its performance in implementation of APY in the State.

11.4 Steps to be initiated by Banks for popularising Social Security Schemes

In his Independence Day 2021 speech, Hon’ble Prime Minister laid great emphasis on taking Government’s Insurance and Pension schemes to every entitled citizen of India. In consonance with Hon’ble PM’s vision, Department of Financial Services, Govt. of India has launched a number of campaigns to expand and deepen Financial Inclusion (FI) in the country. The undernoted FI campaigns are running currently:

Sl. No	Name of campaign / drive	Campaign Period	Objectives / KPIs of the campaign
1	Targetted Financial Inclusion Intervention Programme (TFIIP)	April 2020 to March 2024	CASA, PMJJBY, PMSBY, APY. Benchmark fixed on per lakh population.
2	Saturation of PMJDY and PMMY accounts	2 nd October 2021 to September 2024	To cover all PMJDY and PMMY account holders under PMJJBY and PMSBY.
3	Mission Utkarsh	January 2022 to February 2024	To maximize coverage under CASA, PMJJBY, PMSBY, APY and MUDRA, Banking Touch Point within 5 KMs.

12 Review of Financial Inclusion

12.1 Banking Facilities in the State

(As on 31.03.2024)

BRANCH	FIXED POINT BC (BANKING OUTLET)	ATM	POS	INTERNET BANKING	MOBILE BANKING	ATM CARD
8045	57589	7052	82907	15329248	16287104	86401660

BANKS	NO. OF BANK BRANCHES				FIXED POINT BC (BANKING OUTLET)
	RURAL	SEMI URBAN	URBAN	TOTAL	
COMM BANK	2007	1824	1477	5308	40618
CO-OP BANK	181	53	56	290	0
RRB	1450	550	105	2105	6375
SFB	135	126	81	342	42
IPPB	--	--	--	--	10554
TOTAL	3773	2553	1719	8045	57589

BANKS	NO. OF ATMs				ATM CARD	POS
	RURAL	SEMI URBAN	URBAN	TOTAL		
COMM BANK	966	2014	3804	6784	8,21,00,961	82906
CO-OP BANK	76	39	67	182	2,14,871	0
RRB	0	0	0	0	36,46,403	0
SMALL FINANCE BANK	13	27	46	86	4,39,425	1
TOTAL	1055	2080	3917	7052	8,64,01,660	82907

Bank-wise details are available on **Page Nos.125-128** of the Reference Book.

12.2 DBT & Status of Mobile/ Aadhar Seeding

DBT has emerged as a very important & useful tool in administrating financial benefits related schemes of Gol & GoB. With the growing number of DBT beneficiaries day by day, the challenges before the banks for effecting quick and successful DBT transactions has also grown manifold. In order to minimize the instances of failed transactions, proper Aadhar Seeding & Mobile Number Seeding and authentication with UIDAI of bank accounts of the beneficiaries are the only way out.

The DBT user departments may ensure, beforehand, the availability of Aadhar Seeding & Mobile Number Seeding with bank accounts of the beneficiaries from the related banks to avoid transaction failures. These Departments should update and correct their account number data base before submitting the same to banks for DBT to minimize the failed transactions and delay in receipt of funds by the beneficiaries. The remitting bank branches should provide details of failed transactions to the concerned customer departments immediately for correction.

➤ STATUS OF MOBILE / AADHAR SEEDING

TOTAL NUMBER OF ACTIVE ACCOUNTS IN BIHAR	TOTAL NO. OF ACCOUNTS SEEDED WITH MOBILE NUMBER	TOTAL NO. OF ACCOUNTS SEEDED WITH AADHAAR	TOTAL NO. OF ACCOUNTS AUTHENTICATED WITH UIDAI
113320673	112674989	95099431	66534546

From the data presented in the above table, it can be seen that out of a total of 11.33 Crore active accounts in the State, 11.26 Crore (99.38%) are seeded with Mobile Numbers, 9.51 Crore (83.94%) are Aadhar seeded and 6.65 Crore (58.69%) are authenticated with the UIDAI. Also, 82.45% of Aadhar seeded accounts are

authenticated with UIDAI.

The detailed report in this regard is placed on **Page No.132**.

12.3 (e- बिहार) - Expanding and Deepening of Digital Ecosystem

In the SLBC Sub - Committee meeting on digital payment dated 02.02.2023 Purnea and Muzaffarpur was unanimously chosen for 100% digitization. Earlier Jehanabad , Arwal and Sheikhpura districts have achieved 100 % digitization.

In the SLBC Sub - Committee meeting on digital payment dated 24.08.2023 remaining 33 districts was unanimously chosen for 100% digitization. In the initiative all accounts have been covered by at least one digital banking product like internet banking, debit card, mobile banking, UPI, USSD, AEPS, QR code etc.

As on 31.03.2024 out of 38 districts 15 districts have been achieved the target of 100% digitization.

District wise timeline / status and Lead Banks name placed at **page no. 220**.

RBI has modified the existing system of collation of progress reports and monitoring the implementation as under:

- i. The responsibility of collation and consolidation of progress reports under the captioned programme for all districts stands assigned to SLBC Convenor banks.
- ii. Banks shall furnish progress reports for all districts (which are not 100% digitally enabled) to the SLBC Convenor bank within 30 days from the end of the quarter, through their Controlling Offices.
- iii. SLBC Convenor bank shall submit the consolidated progress reports for all districts in their jurisdiction to respective Regional Office of RBI within 40 days after resolving discrepancies in reporting, if any.

We have conveyed the above instructions of RBI to banks vide our letter no SLBC/RR/2023-24/433 dated 16.02.2024.

The detailed report in this regard is placed on **Page Nos.221-222**.

12.4 Implementation of Financial Inclusion Plans in LWE Affected Districts

As notified by the Department of Financial Services, Government of India vide their letter F.No.-li-18015/68/2014-LWE-III dated 14.04.2018, there are **4“Most Affected LWE Districts”** in Bihar. Credit extension by Banks in these districts, upto the

quarter ended March-2024 during FY: 2023-24, is as under:

SL. No.	District	Disbursement under ACP during the Year (Quarter ended Mar-2024)	Disbursement under ACP during the Year (Quarter ended Mar-2023)	C D Ratio as on 31.03.2024	C D Ratio as on 31.03.2023
		(Rs. in Crores)	(Rs. in Crores)	%	%
1.	Aurangabad	5087 ↑	4254	66.17 ↑	66.81
2.	Gaya	11196 ↑	8524	56.03 ↑	49.92
3.	Jamui	2532 ↑	1820	49.76 ↑	46.67
4.	Lakhisarai	1756 ↑	1581	46.14 ↑	43.27
TOTAL		20571 ↑	16179		

12.5 Targeted Financial Inclusion Intervention Programme (TFIIP)

Targeted Financial Inclusion Intervention Programme (TFIIP) is a flagship initiative of the Government of India under Aspirational District Programme (ADP) of NITI Aayog. The programme aims to quickly and effectively transform these districts.

Initially the programme was launched in 40 shortlisted Aspirational Districts including Aurangabad, Banka, Gaya & Sheikhpura districts of Bihar. Subsequently, Department of Financial Services vide their Letter F.No. 6/4/2021-FI (C-300479681), dated 10.02.2021, advised that the programme has been extended to 112 Aspirational Districts including 13 districts in Bihar which are mentioned below:

1.	Sitamarhi	5.	Muzaffarpur	9.	Sheikhpura	13.	Jamui
2.	Araria	6.	Begusarai	10.	Aurangabad		
3.	Purnia	7.	Khagaria	11.	Gaya		
4.	Katihar	8.	Banka	12.	Nawada		

Key objectives of TFIIP:

- Availability of banking touch-point (branch / BC kiosk) within 5 km distance of every inhabited village
- Improving identified Key Performance Indicators (KPIs) for financial inclusion to benchmark level
- KPIs on FI: CASA accounts per lakh population, PMJJBY, PMSBY and APY enrolments per lakh population.
- Offering bouquet of financial products (micro credit, micro investment)

- Strengthening existing Grievance Redressal System for banks as per RBI guidelines to cater to the needs of PMJDY accountholders
Progress under TFIP as on **31.03.2024** at 13 aspirational districts is tabled below:

(Per lakh population)

S. N	Aspirational District	Bank Accounts (CASA)	% Ach.	PMJJBY Enrolments	% Ach.	PMSBY Enrolments	% Ach.	APY Beneficiaries	% Ach.
Target Phase-II (100 % of benchmark)		129755		9775		30303		2886	
1	Araria	1,12,413	87	11,982	123	26,893	89	5,676	197
2	Aurangabad	1,23,667	95	12,860	132	30,622	101	7,475	259
3	Banka	1,04,725	81	11,475	117	24,894	82	6,051	210
4	Begusarai	1,18,469	91	14,121	144	28,842	95	6,090	211
5	Gaya	1,17,886	91	11,984	123	30,826	102	6,997	242
6	Jamui	1,20,458	93	18,451	189	35,951	119	5,649	196
7	Katihar	1,20,910	93	10,190	104	21,861	72	5,191	180
8	Khagaria	1,18,219	91	12,547	128	27,753	92	5,450	189
9	Muzaffarpur	1,27,133	98	12,131	124	27,557	91	4,496	156
10	Nawada	1,17,422	90	11,946	122	34,942	115	7,442	258
11	Purnia	1,20,803	93	14,126	145	32,348	107	7,453	258
12	Sheikhpura	1,29,993	100	15,258	156	42,403	140	6,769	235
13	Sitmarhi	1,02,639	79	10,134	104	21,743	72	4,109	142

13 Discussion on Policy Matters

13.1 Strengthening of BLBC/ DCC

The functioning of Block Level Bankers' Committees needs to be strengthened and monitored more closely. Besides bankers, it should mandatorily have the participation of all related line departments like agriculture, animal husbandry, dairy, fishery, industry etc. The responsibility of BLBC affairs should not be left solely to the BDOs. The Senior Deputy Collectors (Banking) and LDMs should also attend the BLBC meetings invariably and the issues discussed therein should be reviewed in DCC / DLRC meetings. District Magistrates should ensure this. Functionality for uploading minutes of BLBC/DCC meetings has been implemented on SLBC online Bihar portal.

Details of DCC and BLBC meetings in district are placed on **page Nos. 215-216.**

13.2 PRADHAN MANTRI VISHWAKARMA YOJNA

PM Vishwakarma, a Central Sector Scheme, was launched on 17th September, 2023 for a period of five years (FY 2023-24 to FY 2027-28) to provide end-to-end support to artisans and craftspeople who work with their hands and tools. The scheme also aims at improving the quality, as well as the reach of products and services of artisans and craftspeople and to ensure that the Vishwakarmas are integrated with the domestic and global value chains.

Under the scheme Collateral free 'Enterprise Development Loans' of upto Rs. 3 lakh in two tranches of Rs. 1 lakh (First Tranche) and Rs. 2 lakh (Second Tranche) with tenures of 18 months and 30 months, respectively, at a concessional rate of interest fixed at 5%, with Government of India subvention to the extent of 8%. Beneficiaries who have completed Basic Training will be eligible to avail the first tranche of credit support of upto Rs. 1 lakh. The second loan tranche will be available to beneficiaries who have availed the 1st tranche and maintained a standard loan account and have adopted digital transactions in their business or have undergone Advanced Training. An amount of Re. 1 per digital transaction, upto maximum 100 transactions monthly will be credited to the beneficiary's account for each digital pay-out or receipt.

The Scheme covers artisans and craftspeople engaged in 18 trades, viz. Carpenter (Suthar / Badhai), Boat Maker, Armourer, Blacksmith (Lohar), Hammer and Tool Kit Maker, Locksmith, Goldsmith (Sonar), Potter (Kumhaar), Sculptor (Moortikar, stone carver), Stone breaker, Cobbler (Charmkar) / Shoemaker / Footwear artisan, Mason (Rajmistri), Basket/Mat/Broom Maker/Coir Weaver, Doll & Toy Maker (Traditional), Barber (Naai), Garland maker (Malakaar), Washerman (Dhobi), Tailor (Darzi) and Fishing Net Maker.

The Scheme will onboard the beneficiaries on Udyam Assist Platform as 'entrepreneurs' in the formal MSME ecosystem. Enrolment of beneficiaries shall be done through Common Service Centres with Aadhaar-based biometric authentication on PM Vishwakarma portal (<https://pmvishwakarma.gov.in/>). The enrolment of beneficiaries will be followed by a three-step verification which will include Verification at Gram Panchayat/ ULB level, Vetting and Recommendation by the District Implementation Committee and Approval by the Screening Committee.

A credit Guarantee Cover for all loans sanctioned by the Lending institutions shall be covered by the Credit Guarantee Fund Trust for Micro and Small Enterprises.

13.3 E-Stamping of Bank Guarantee

IBA Managing Committee has approved a proposal to examine the feasibility of end to end digitization of trade process and to support the programme of Ease of Doing Business. A Working Group was constituted for the purpose which has suggested the Modalities for implementation of "Automated e-Stamping (AES)". IBA has requested to discuss the e-Stamping of Bank guarantees in SLBC meeting to take up the matter with State Govt. for its implementation.

During past few years, state governments have brought reforms on stamp duty collection on articles under their jurisdiction. Now the duty-paying customer can

make payments on-line and collect the e-Stamp Certificate from the designated government offices / agents. Stock Holding Corporation of India (Stock Holding), an All India Institution specialising on central registration service has been designated as Central Record Keeping and Collecting Agency by most of the state governments. But not all state governments have brought Bank Guarantee as a permissible article under e-Stamping. Govt. of Bihar is requested to list the same, if not listed yet.

While e-Stamping has made the revenue collection process easier for Government, benefits of digitisation have not been fully realised. When banks issue bank guarantee, the banks other than the Agency banks or their clients need to visit the government department / Agency bank to collect the e-Stamp Certificate or Stamp Paper. The physical Certificate / Stamp is made part of the bank guarantee by attaching with and / or printing thereon the document as a proof of having paid the stamp duty.

The Digital E-Stamping eliminates the use of physical certificate / stamp and make the bank guarantee process fully automated. It enables the banking system to move away from paper based issuance of bank guarantees and helps adoption of international best practices in transmission of bank guarantees and its amendments.

13.4 Pledge financing for agriculture commodities through electronic-Negotiable Warehouse receipt (e-NWR)

Warehousing Development and Regulatory Authority (WDRA) has been established under the Warehousing (Development and Regulation) Act, 2007 for setting up a negotiable warehouse receipt system in the country, making Negotiable Warehouse Receipt (NWR) a prime tool of trade and regulation of warehouse.

e-NWR can facilitate easy pledge financing by banks and other financial institutions. e-NWR also helps to save expenditure in logistics as stocks can be traded through multiple buyers without physical movement and can be even split for partial transfer or withdrawal. e-NWR promote scientific warehousing for storage of agriculture goods and commodities.

In a recent years meeting with Department of Food and Public Distribution, it was decided that the outreach of pledge finance through e-NWRs should be increased.

13.5 Fixation of Crop Season

As per Para 4.2.13 at page no. 15 of RBI Master Circular RBI/2022-23/15 DOR. STR. REC. 4/21.04.048/2022-23 dated 01.04.2023 on "Prudential Norms on Income Recognition, Asset Classification and provisioning pertaining to Advances":

- (i). A loan granted for short duration crops will be treated as NPA, if the instalment of principal or interest thereon remains overdue for two crop seasons.
- (ii). A loan granted for long duration crops will be treated as NPA, if the instalment of principal or interest thereon remains overdue for one crop season.
- (iii). For the purpose of these guidelines, "long duration" crops would be crops with crop season longer than one year and crops, which are not "long duration" crops, would be treated as "short duration" crops.
- (iv). The crop season for each crop, which means the period up to harvesting of the crops raised, would be as determined by the State Level Bankers' Committee (SLBC) in each State. Depending upon the duration of crops raised by an agriculturist, the above NPA norms would also be made applicable to agricultural term loans availed of by him.

SLBC Bihar has received communication in this regard from IBA and also some member banks to determine crop season and share the minutes of the SLBC meeting in which this is approved.

The matter was taken up with Agriculture Deptt., Bihar Govt. and they have provided the details of sowing and harvesting period of prominent crops grown in Bihar. Based on this information as well as considering the time involved in harvesting, storage, marketing and realisation of sale proceeds of crops and the element of uniformity and operational convenience, a list of short duration and long duration crops was prepared and the undernoted crop season was decided for the limited purpose of IRAC norms:

Type of Crop	Crop Season
All Short Duration Crops	12 Months
All Long Duration Crops	18 Months

This was approved and adopted with consensus by all stakeholders in the meeting of SLBC Sub-Committee on Agriculture – I and Allied Activities – II held on 27.02.2023. Further, the list of crops, their duration and crop season was approved by SLBC in the 83rd & 84th Joint Quarterly meeting held on 04.03.2023. Information in this regard has been circulated among member banks by SLBC vide letter no. SLBC / CM / 2023-24 /19 dated 12.05.2023.

13.6 Fin Tech Adoption

Keeping with the winds of change around the globe, India has placed great emphasis on development of the country's digital infrastructure, in terms of usability, interoperability and accessibility. The Economic Survey 2023 also highlighted the economic growth of the country led by digital infrastructure and how the digital enablements are nurturing India's vision of a \$1 trillion digital economy by 2025. However, the Indian Fintech sector is seeing unprecedented increase in regulations and related compliance requirements.

RBI Governor Shri Shaktikanta Das in his address on April 27, 2023 mentioned that *"The rapid developments and innovations in the financial system, especially in the*

areas of fintech and digital products pose new opportunities as well as risks. These may affect financial intermediation, payment systems, cyber security and consumer protection. We have to continue monitoring and assessing the implications of these emerging trends, while also developing our own capabilities and frameworks to effectively respond to these challenges.”

RBI is encouraging banks through varied mediums for wider adoption of Fintech, particularly in the agriculture sector, which could help bring in more investment into the sector for long term asset creation and infrastructure development.

In this regard, to play a critical link in feedback loop for concerns that emanate from mushrooming of Fintech entities without adequate oversight, either directly or in partnership with the banks, it is required to continuously monitor the issues pertaining to mushrooming of Fintech entities operating without adequate oversight.

13.7 33rd Depositors Education and Awareness (DEA) Fund Committee

According to Chapter III of The Depositor Education and Awareness Fund Scheme, 2014, a committee headed by Deputy Governor of RBI administers and manages the fund in accordance with the DEAF Scheme. The Committee may from time to time lay down list of activities, the criteria, procedures, etc. for achieving the objectives of the fund i.e., promotion of depositors' interest.

In view of the above, 33rd Meeting of the Depositors Education and Awareness (DEA) Fund Committee was held on April 18, 2023 wherein, inter alia, the Committee directed that all the banks in all the SLBC forum to “*sensitize their staff in handling cases of deceased depositors and dealing with nominees/ legal heirs*”.

Thus, all the banks are requested to sensitize their staff in a suitable manner.

13.8 Credit Guarantee Scheme for Animal Husbandry and Dairying under Animal Husbandry Infrastructure Development Fund (Revised 2.0)

As a part of Prime Minister's Atma Nirbhar Bharat Abhiyan stimulus package, “Animal Husbandry Infrastructure Development Fund” (AHIDF) of Rs.15000 crore has been approved to incentivize investments by individual entrepreneurs, private companies, Farmer Producer Organisations (FPOs), Micro, Small and Medium Enterprises (MSMEs), Section 8 companies to establish (i) the dairy processing and value addition infrastructure, (ii) meat processing and value addition infrastructure, (iii) Animal Feed Plant, (iv) Breed Improvement Technology and Breed Multiplication

Farm (v) Animal Waste to Wealth Management (Agri Waste Management) and (vi) Setting up of Veterinary Vaccine and Drugs Production Facilities. Government of India has issued Guidelines for implementation of AHIDF and have also issued Implementation Guidelines 2.0. As a part of AHIDF, Government of India (GoI) has established a "Credit Guarantee Fund Trust for Animal Husbandry and Dairying" (CGFT-AHD) of Rs. 750 crore. Department of Animal Husbandry and Dairying (DAHD) will contribute Rs. 75 crore per year over 10 years towards Credit Guarantee at the beginning of each financial year.

The scheme documents are available on our website www.nabsanrakshan.org. Further, in case any queries or clarification kindly contact to 022-26539241/9243 or ho@nabsanrakshan.org.

ANNEXURE - I

**MINUTES
OF
MEETINGS**

**राज्यस्तरीय बैंकर्स समिति बिहार ,
STATE LEVEL BANKERS' COMMITTEE, BIHAR**

87TH QUARTERLY MEETING DATED 20TH DECEMBER 2023



held at
Training Centre
Bihar Industrial Area Development Authority
Bela Industrial Area, Muzaffarpur

MINUTES

And

ACTION POINTS

MINUTES

The 87th quarterly meeting of SLBC Bihar was held on 20th December 2023 at Training Centre, Bihar Industrial Area Development Authority (BIADA), Bela, Muzaffarpur. The objective was to make the bankers aware of the industrial development taking place in the State and exploring and exploiting financing opportunities accruing therefrom. Also, this SLBC was focused on Financial Inclusion & Financial Literacy. The meeting was presided over by Hon'ble Finance Minister, Govt. of Bihar Shri Vijay Kumar Choudhary and was attended by Hon'ble Minister, Rural Development, Shri Shravan Kumar, Hon'ble Minister, Industry Shri Sameer Kumar Mahaseth, and top officials from State Government Departments, RBI, NABARD, SBI, SIDBI, PFRDA, KVIC, DI-MSME, Police, Department of Posts, SLBC member banks, Industry Associations, District Magistrates and Lead District Managers.

2. After assembly of all the participants at the venue by 9:30 AM, the participants were given a guided tour of the units functioning in the Bela Industrial Area, especially the Bag Manufacturing and Textile Clusters and the units run by SHGs. **Shri Sandeep Poundik, ACS (Industry)** himself lead from the front and explained to the participants the various facilities extended by Govt. of Bihar to the units including infrastructural support provided through "Plug & Play" model. After visiting the units, participants re-assembled in the meeting hall.

3. At the very outset of the SLBC meeting, **Shri Shiva Om Dikshit, Chief General Manager, SBI** welcomed all the dignitaries and the participants and presented a brief overview of the developments in banking sector in the State and the progress in various areas including progress in achievement of ACP during the Q2 FY 2023-24. The summary of views expressed by him is as under :

(i) Under Annual Credit Plan, target for the financial year 2023-24 is Rs 2,63,150 crore. Banks have disbursed total loans of Rs 1,37,275 crore i.e. have achieved 52.17% of the ACP target.

(ii) Sector-wise ACP Achievement up to Q2 FY 2023-24 clocked 43.59% in Agriculture Sector, 47.99% in MSME, 45.01% in Other Priority Sector (OPS) and 74.96% in Non-Priority Sector (NPS).

(iii) Up to Q2 of current FY, Banks have disbursed Rs. 41,044 crore against the target of Rs. 94,150 crore in Agriculture sector.

During the same period, under the PMFME scheme, loans have been sanctioned to 3,704 units against the annual target of 10,050 units.

(iv) Under MSME sector, Rs43,000 crore has been disbursed against the target of Rs 89,000 crore under ACP.

Banks have sanctioned PMEGP loans to 6,450 borrowers till September 2023 during current FY, against the annual physical target of 15,154 units, which has further increased to 8,817 units at the close of November 2023.

(v) Under PMMY, Banks have given loans to 19,90,000 borrowers up to Q2 of FY 2023-24.

(vi) Banks have sanctioned loans to 635 borrowers under Stand Up India up to Q2 in current FY. Of these 635 borrowers, more than 90% are women beneficiaries.

(vii) The total deposits of banks at the close of March 2023 was Rs 4,67,000 crores which rose to Rs. 4,75,000 crore by Sept. 2023. Total Advances in March '23 was Rs 2,50,000 which scaled up to Rs 2,60,000 crore at the end of Sept '23 quarter.

(viii) The CD ratio of the State on 30th March 2023 was 53.64%, which shot to 56.56% in Q2FY23-24. The continuous growing CD Ratio of the State is corroborative to the efforts put in by banks and all stakeholders.

(ix) Banks are doing well at NPA front also. Total NPA of banks in the State has come down from 9.28% in March 2023 to 8.57% in Sept.2023.

(x) The number of bank branches in the State has increased by 104 during Q2 FY 2023-24.

(xi) Banks have opened 18.15 lakh new Jan-Dhan accounts upto Q2 of current FY and have sanctioned overdrafts to 92,000 Jan-Dhan account holders.

(xii) During FY 2023-24, till Q2, FLCs in all districts together have held 1,254 Special Camps and 1,598 Special Camps.

(xiii) The RSETIs, during similar period, have organized 719 training programmes and trained 22,000 entrepreneurs.

(xiv) Banks have insured 13.33 lakh new policy holders under PMJJBY and 36.64 lakh new policy holders under PMSBY upto Q2 during current FY.

(xv) Under Atal Pension Yojana (APY), which is a very important scheme from point of view of social security, 4.61 lakh new subscribers have been covered upto 30.09.2023 in current FY. Bihar is forerunner in the entire country in implementing APY and for this, SLBC and many member banks and LDMS have also been awarded "Award of Excellence" by PFRDA.

4. Further , **Shri Shiva Om Dikshit, Chief General Manager, SBI** stated that State Bank of India is actively involved in all the banking activities happening in the State and catering the financial needs and priorities of the people of the State. He highlighted the undernoted performance of SBI:

(a) SBI has sanctioned 1,928 PMEGP loans till November 2023 against the target of 2,955 for FY2023-24.

- (b) In PMFME, SBI has sanctioned loans to 1,031 beneficiaries up to Q2FY23-24 and 1,307 upto November 2023 against the physical target of 1,968 for the year.
- (c) 349 loan proposals have been sanctioned by SBI under Agriculture Infra Fund (AIF) upto 30th November '23 of current FY.
- (d) SBI has sanctioned Rs 108 crore to 708 beneficiaries of Stand Up India scheme up to 30th November 2023 of current FY.
- (e) Under various tranches of PM SVANidhi, SBI has sanctioned loans to 41,615 beneficiaries upto Q2 of current FY. This number has appreciated to 43,604 as on 30th November 2023.
- (f) SBI Branches have disbursed loan worth Rs 948 crore to 29,849 SHGs upto Q2FY23-24 against the target of 35,441 SHGs.
- (g) SBI is working very actively for strengthening of Financial Inclusion and towards spreading Financial Literacy in Bihar. SBI is running RSETIs in 7 districts of the State and they have conducted 95 training programs and trained 2,872 entrepreneurs during current financial up to September 2023. Government of India has awarded the best Grading "AA" to all SBI RSETIs for their work quality and operational excellence.
- (h) SBI is playing a leading role in implementing the Social Security Schemes (SSS) run by Government through Banks and has covered 1,23,000 new persons under Atal Pension Yojna (APY) till Q2FY2023-24. SBI branches have covered 5,10,000 people under PMJJBY and 8,57,000 people under PMSBY till September 2023.
SBI has also opened 3,51,000 PMJDY accounts by September in 2023-24.

5. Shri Vijay Kumar Choudhary, Hon'ble Finance Minister, Govt. of Bihar welcomed all the participants on behalf of Bihar Govt. and appreciated SBI for conducting the SLBC meeting at Muzaffarpur at the request of the Industry Department, Govt. of Bihar. In his opening remarks, he expressed the undernoted views:

- (i) State Government is taking all necessary steps to augment investment and increase productivity in all sectors of State Economy including Agriculture and Industry. Banks are also doing their job sincerely but they are requested to put in their best efforts in increasing ground level credit flow. Banks should not achieve 100% of ACP by just financing non-priority sector, rather their befitting finance should go to KCC-Crop, KCC-Animal Husbandry, Fishery, Dairy and Industries in interest of the State.

- (i) He emphasized that not only the accelerated credit dispensation in the Bihar's economy is the need of hour but the direction of the credit disbursal to Government's priority areas has to be monitored for overall development of the State.
- (ii) He told that State Govt. has made good amount of investment in erecting infrastructural facilities in Bela Industrial Area. He requested bankers to visit industrial clusters being developed in Bihar so as to instill confidence among them because "Seeing is believing." He urged the bankers to finance the industrial units working there and promote the Plug & Play Model.
- (iii) He also congratulated the Bankers and all Stakeholders for taking the CD Ratio of the State to 56.56%. However, he stated that we should not stay complacent as we are still lagging far behind the national level CD Ratio of 77%.
- (iv) NPA recovery percentage in the state is better than previous year. State Govt. has been extending all support to the banks in their endeavors in recovering impaired assets through Certificate Cases or actions under SARFAESI Act. Banks should have a robust mechanism to recover the Agri and other loans more by persuading and following up with the borrowers than by merely filing cases against them so that borrowers do not get categorized as defaulters as a matter of practice.
- (v) SLBC in coordination with Finance Department, Govt. of Bihar will review of the holding of DLCC/BLBC meetings in districts / blocks to further strengthen, empower and effectualize these ground level Committees. A comprehensive report should be submitted by SLBC before the Government before holding of SLBC meeting. Feedback from ground level is of utmost importance for making any existing system.
- (vi) As per feedback received from districts, though amount is recovered and accounts are closed in many Certificate Case filed loan accounts, the updated status is not advised to Certificate Officers by banks. As a result, the number of outstanding Certificate Cases gets inflated. There should be a proper mechanism for tallying Register IX with Register X.
- (vii) In order to identify the bottlenecks and take remedial measures for improvements, Finance Department and SLBC will jointly review, 8 districts and lead banks of concerned district, where CD Ratio is less than 45%.

6. Thereafter, **Shri Sanjeev Kumar Singh, Assistant General Manager (SLBC)** made a detailed power point presentation which encompassed all the agenda items.

(a) Minutes of the 85th & 86th joint SLBC meeting and action points that emanated from it were placed before the Committee and were adopted unanimously. Also, the minutes and action points of SLBC Sub-Committees were adopted conjointly.

(b) Action Taken Report :

(i) Performance of Private Banks under Govt. Sponsored Schemes (GSS): Hon'ble Finance Minister expressed his deuced displeasure over the dismal performance of Private Sector Banks under GSS. He stated that if the non-performance continued, Govt. would have to review the arrangement of parking Govt. funds with them.

(ii) BLBC, DCC and DLRC meetings: Hon'ble Finance Minister, GoB stated that the BLBC, DCC and DLRC meetings should be conducted in true spirit and the actionable emanating from them should be taken to their logical end. The action taken on Action Points of previous meeting(s) should invariably be reviewed in the succeeding meeting. Also, there should be uniform monitoring formats for carrying out review of CD Ratio, ACP and various schemes at BLBC, DCC and DLRC levels. Joint Secretary, DFS also emphasized that the outcomes of these meetings should be reviewed by the Convenor Bank at State level as well as the concerned Govt. officials.

(iii) Check List of Loan Application: During discussions it transpired that all banks are having Check Lists for various types of loans. However, Hon'ble Finance Minister emphasized that these check lists should be made readily available to all applicants.

(iii) Encumbrance Portal: Revenue Department Official pointed out that still the pace of creating IDs and uploading encumbrances on the portal is very slow and needs to be geared up.

(iv) Credit Cards & Debit Cards : Joint Secretary, DFS suggested that in order to spread awareness about the in-built personal insurance facility, suitable messages be sent centrally from Bank HOs to all debit / credit card holders.

(v) Participation in SLBC Meetings by State Heads of Banks: Hon'ble Finance Minister, GoB expressed his displeasure over non-participation of State Heads in the SLBC meeting and exhorted that this action point be complied with invariably. Any State Head not attending the SLBC meeting due to genuine reasons must inform SLBC well in advance and seek leave of absence.

7. Shri Sandeep Poundrik, Additional Chief Secretary, Industry (ACS Industry) welcomed all participants on behalf of Industry Department. He thanked Hon'ble Finance Minister, Principal Secretary (Finance) and Chief General Manager, SBI for organizing SLBC meeting at Bela Industrial Area at the request of Industry Department. Bela Industrial Area is spread in 370 acres of land and there are 295 working units in it including manufacturing units of biscuit, animal feed, goat feed, Ethanol, Textile, Bag etc. Also, a number of industrial units have been installed and many more are getting installed at Bihta, Motipur and Fatuha. Industry Deptt. is offering its unique "Plug & Play" facility. The perception that Bihar has no industry is changing fast.

He stated that MoU to the tune of Rs 50,000 crores have been exchanged during the recently held Global Investment Summit. The interested banks can have the details of these industries from Industry Department and explore avenues of financing. He appealed to the banks and sought their cooperation in promoting Bihar as preferred industrial destination.

PMFME : The **ACS (Industry)** made a power point presentation on PMFME and PMEGP. Bihar is no. 1 in terms of application generation, permission and sending to banks but has slipped to no. 3 in sanctions and to no. 3 in disbursements. He congratulated SBI, DBGB, UBGB and PNB for their performance under PMFME. Other banks, especially CBI, Indian Bank, Union Bank, UCO Bank and Bank of Maharashtra are required to gear up. He told that the sanction performance of PSU banks is 70% of target whereas it is only 11% for Private Banks. **Hon'ble Finance Minister** was not satisfied by the response of some of the banks on their low performance under PMFME. Also, **Hon'ble Finance Minister** and **Joint Secretary (DFS)** took a serious note of the absence of Bank Heads of Indian Bank and Axis Bank in the meeting.

DM, Madhepura said that the performance of CBI is not up to mark in the district. Under PMFME, 15 loans have already been sanctioned and 1 disbursed and there is no further progress since last few months. Out of 184 KCC application acknowledged under KCC and 142 under Fisheries, 182 and 141 applications have been rejected. We are forming a Committee to look into the reasons of such a high rejection.

Hon'ble Finance Minister stated that a senior officer from CBI State HQ should visit Madhepura District and sort out Banks's performance related issues in coordination with district administration.

Joint Secretary (DFS) suggested that the representatives of Nodal Agencies of PMFME and AIF schemes should also be invited to the SLBC meeting to understand intricacies involved in these schemes.

PMEGP: Bihar is ranked 4th in PMEGP sanctions. DBGB, UBGB, SBI, PNB and BoM have done well but disbursement is very poor. Performance of Private Banks is negligible against their target of 1,700. All banks should not only achieve the sanction targets but also disburse on priority so that margin money could be claimed within this FY itself. Banks should step up financing under PMEGP-2 also.

8. CEO, JEEViKA mentioned the undernoted points before the SLBC :

(i) Upto November 2023, Bihar has done credit linkage of 1.95 lakh SHGs against the target of 2.50 lakh and have disbursement of Rs. 6,300 crores has been made.

(ii) In order to achieve the target of 2.50 lakh credit linkages, JEEVIKA has planned that credit linkage of 1 lakh SHGs be done by the Banks in coming months. Out of 1 lakh, around 80,000 are due for 2nd/ 3rd / 4th linkages. A good number of applications have been submitted to banks, maximum of which are with DBGB, UBGB and SBI. JEEVIKA has advised all banks the dates for camps and requested them to dispose off the loan applications in these camps.

(iii) Around 5,000 Bank Sakhis are functioning and they have done transactions worth Rs 11,000 Crore. We need to expand this network. Recently PNB and CBI have provided 700 and 600 points respectively. SBI is requested to allot 1,000 points. **DGM FI (SBI)** pointed out that there was a detailed discussion with JEEVIKA officials in this regard and information on 105 points was to be submitted by them. JEEVIKA representative responded that information on 69 points have been submitted to Corporate BC and in remaining cases it would be submitted soon.

(iii) Recently individual financing / enterprise financing to SHG members is in focus. This is need of the hour because SHGs have matured and credit linked but per SHG member the financing comes to Rs 30,000 to Rs 35,000 only. This needs to be up scaled in view of the enhanced level of activity and income is required by the SHG members. With this fact in mind, enterprise financing has been started in 3 districts with the help of Microsave. As of now, SBI, DBGB, Indian Bank and Union Bank are participating in financing and other banks are also requested to finance. As these members are having transactional history, a model for Rural CIBIL may be worked out and implemented to facilitate individual financing of SHG members.

(iv) The overall bank finance to RSETI trained entrepreneurs in the State is around 20% only. Canara Bank and CBI have financed only 3% and 5% of candidates trained by them which is very low. Banks need to increase the bank finance. Construction of RSETI building at Patna, Lakhisarai, Munger and Sheohar is yet to be started.

(v) JEEVIKA has taken up FPC financing in light of decisions taken in previous SLBC meetings and 6 FPCs have been financed- 3 by SBI, 2 by UBGB and 1 by Indian Bank. Six applications are pending (SBI-4, Union -1, UCO-1) and their disposal needs to be speeded up.

(vi) JEEVIKA is implementing 3 schemes of Rs 30,000, Rs 40,000 and Rs 50,000 for Rural Housing. DBGB and Indian Bank have signed MoU with JEEVIKA for Rs Housing Loan to the tune of Rs 70,000 and Rs 1 lakh respectively. Other banks are also requested to come forward for financing Rural Housing.

JS (DFS) stated that the gap between bank linked SHGs and their credit linkage is 48.89% Pan India whereas this is only 13.49% for Bihar. Further, he told that members of SHGs may be having Jan Dhan Accounts. Whether this banking connection can be utilized for some credit history or may help in individual financing should be explored.

9. Shri Shravan Kumar, Hon'ble Minister, Rural Development, Govt. of Bihar, highlighted the undernoted issues related to the department:

- Banks should increase their financing under 2nd and 3rd credit linkages of SHGs.
- RSETIs have trained around 22,000 entrepreneurs but their settlement ratio with bank finance is very low. Increasing finance to various sectors aggressively in districts having less than 50% of CD Ratio, including RSETI trained persons, will help improve the CD Ratio of the district and that of the State as well.
- Further, he stated that SHGs have matured in Bihar and are doing well in terms of availing banks loans and repaying them. Many of the SHG members are in need of funds to build their individual residential houses. Banks should finance them. Also, banks should finance to the beneficiaries of Indira Awas Yojana and Mukhya Mantri Awas Yojana to enable the beneficiaries to build more spacious homes which require funds more than what is being made available to them under these schemes.

10. Shri Samir Kumar Mahaseth, Hon'ble Minister, Industry, Govt. of Bihar, expressed his opinion on various topics which is summarized below :

- ❖ Mukhya Mantri Udyami Yojana is an ambitious scheme of State Govt. under which fund is provided to the beneficiaries to start their own enterprises. Many of these beneficiaries are now running their business satisfactorily and need more funds for expansion of business. Banks should in hesitantly finance these beneficiaries and the banks having accounts of the beneficiaries need to chip in.
- ❖ Bihar has received a good number of investment proposals during the recently concluded Global Investors' Summit which is a testimony to the fact that industry is growing fast in Bihar. Bankers should not lag behind in catching the industrial growth train.
- ❖ To ensure that there is no dearth of funds to entrepreneurs willing to undertake MSME ventures in the State, it is imperative that the ground level flow of bank credit increases commensurately and CD Ratio of the State reaches the National Average level of CD Ratio.

11. Dr. Bhushan Kumar Sinha , Joint Secretary, DFS put forth the undernoted views :

In MSME finance, the YoY growth of Bihar is 17.80% against the National average growth of 17.30% and is satisfactory.

In the area of micro finance, the NPA level in Bihar is 4.04% against the national average of 8.32%

The average number of Bank Mitras in Bihar is 54,974 against the national average of 42,209. In Rupay Card, Bihar has average of 40,247 per lakh of population against national average of 28,000. In APY, the national average is 37,000 per lakh

population whereas it is 46,000 for Bihar. In the Social Security Scheme (PMJJBY/PMSBY and APY), the performance of Bihar is better than the national average.

This shows that there is potential in Bihar and the State is doing well. He said that 16 Ethanol Projects worth Rs 1,450 Crores have been sanctioned and the Rs 50,000 crore worth MoU signed by Industries, as mentioned by ACS (Industry), will surely set the ball of industrial progress rolling in the State.

12. During his address to the Committee and the participants, Shri Sujit Kumar Arvind, Regional Director, RBI highlighted the undernoted points:

(i) The CD ratio of Bihar for the Q2FY23-24 has improved to 56.56%, however, CD ratio of the State is still below the national average of around 80%. The number of districts with a CD ratio below 40% has reduced from 16 to just 1 district i.e. Munger. Lead District Manager and the bankers of Munger are requested to make concerted efforts to increase the CD ratio of the district above 40%.

(ii) Bank's ACP achievement upto the quarter ended 30thSeptember in current FY, is 52.17%. Banks must continue their efforts and ensure that ACP targets for the current year are achieved.

(iii) Reduction of NPA is 8.57% in September 2023 is commendable. However, the NPA remains considerably high, especially in the Agriculture Sector (21%). PSU banks and RRBs with higher NPA levels to intensify their recovery efforts and collaborate with district administration to minimize the number of Certificate Cases. Also, State Government is requested to continue extending support and cooperation for timely disposal of the Certificate Cases.

(iv) Land records mutation, often a complex and time-consuming process, directly impacts farmers' ability to avail formal credit for themselves. Outdated or inaccurate land records can lead to complications in assessing the creditworthiness of farmers, hindering their access to financial resources. Government authorities are requested to streamline and expedite the mutation of land records, which shall empower farmers with the necessary documentation to qualify for KCC and make initiatives like the "Ghar Ghar KCC Abhiyan" a success.

(v) 'e-बिहार' is a RBI initiative in the digital payment space which gives digital push to the banking operations. Presently, three districts of Bihar viz. Arwal, Jehanabad, and Sheikhpura are 100% digitally enabled, while concerted efforts are being put in to make the remaining 35 districts 100% digitally enabled by September 2024.

(vi) To promote financial literacy in the underserved areas, RBI shall be launching Phase III of the **Centre for Financial Literacy (CFL) Project** wherein the remaining 267 blocks across the 11 districts shall be covered thus covering all the 534 blocks across 38 districts of the State. The lead banks and the sponsor banks should come up and support in true spirit the project of financial awareness and empowerment of the underserved and targeted sections, primarily in the rural hinterlands.

(vii) During '100 Days 100 Pays' campaign from June 01 to September 08, 2023, 4,786 accounts worth ₹90.41 crores of unclaimed deposits have been traced and settled.

(viii) RBI has also launched the UDGAM portal to assist the depositors in searching their unclaimed deposits.

(ix) In Financial Literacy (FL) activities, RBI has organized Nukkad- Nataks (street plays) and Magic shows at Sonapur Mela and Saras Meal. Also, FL camps were organised at the Patna Book Fair with focus on students.

(x) BE(A)WARE booklets regarding various modus operandi of digital banking frauds and how to safeguard against them are also being distributed.

(xi) Looking at the gaps in the credit linkage of the beneficiaries under the Skill Development initiatives of the RSETI and SRLM wherein only a third of the beneficiaries trained by RSETI and about a half of those trained under SRLM, could be effectively credit linked, the banks are advised to improve their coordination with the RSETI and SRLM and ensure the availability of adequate and timely credit to the beneficiaries. The RSETI and SRLM, on their part, may offer demand-driven and market-relevant training programs to the beneficiaries and handhold them in availing credit linkages.

13. Dr. Sunil Kumar, Chief General Manager, NABARD addressed the SLBC and shared undernoted views :

(i) ACP Achievement: ACP achievement as on 30 September 2023 under Priority Sector is 46%. It is expected that all the banks will be able to achieve 100 % target by March 2024.

(ii) Status of KCC as on 31.03.2023: There were 164.13 lakh operational land holdings in the state out of which only 35% farmers were covered by KCC. Further, during the year 2022-23, only 14.27 lakh KCC accounts were disbursed. During the year 2023-24, against a target of 6.15 lakh new KCCs, only 0.86 lakh new KCCs (14%) have been disbursed till September 2023 quarter. All banks are required to make efforts to cover more no. of new farmers (especially SF/MF) under KCC.

(iii) GharGhar KCC Abhiyan: Under this campaign, approx. 20.23 lakh farmers under PM KisanSamman Scheme have been approached in which 2.59 lakh farmers have been provided KCC. Banks are requested to make this Abhiyan successful and cover more and more farmers.

(iii) Investment credit in AGR: Under Crop production, horticulture, and Allied Agriculture activities like Dairy, Poultry, Goat rearing and fisheries, all banks in the state are requested to finance at least 5 such units per branch in the current financial year.

(iv) Financing of FPOs: There are 476 registered FPOs, of which 148 FPOs have availed Equity Grant Assistance from SFAC. They need finance by Banks. Out of 877 FPOs in Bihar promoted by various agencies viz. SFAC, NABARD, Agri Department, NAFED, NCDC, Jeevika etc., including 233 by NABARD, approx. 200 units need finance. So Banks has a golden opportunity to finance it.

14. AGM (SLBC) made a power point presentation and put up before the Committee the facts and figures mentioned below :

CD Ratio of the State rose to 56.56% at the end of September 2023 from 55.64% of March 2023. There are 5 PSBs and 8 districts which are below 45% CD ratio. Banks have financed Rs 4,626 crore to 1,43,952 SHGs during current FY upto Q2. Banks have disbursed 86,307 new **KCCs** to farmers upto Q2 of current FY against the target of 6,15,488 . Under Ghar Ghar KCC Abhiyan, Banks have covered 15,54,834 borrowers against the target of 72,10,573.

In **MSME** Sector, achievement under ACP 48% (42,945 crores) against the target of 89,480 crores.

Banks have sanctioned PMEGP loans to 6,447 beneficiaries against the target of 15,154 upto September 2023 during the current FY.

In PMFME , banks have sanctioned 3,704 applications upto Q2FY23-24 against the target of 10,050.

In Stand Up India, 7,114 borrowers were financed upto September 23 against the target of 12,630.

NPA has a decreasing trend in the State. It was 9.05% in March 2023 which has come down further to 8.57% in September '23.

Under Social Security Schemes, upto Q2 of current FY, banks have enrolled 13,32,823 new customers in PMJJBY, 36,63,616 in PMSBY and 4,61,241 in APY.

15. ACS, Industry stated that financing under all schemes depends on that acumen and agility of Branch Managers and therefore they should be instructed and guided suitably by their Regional Managers.

He thanks the Team SLBC and officials of BIADA, Bela for organising and smooth conduct of the 87th SLBC meeting at Muzaffarpur at a very short notice.

16. At the end, **Shri Shailendra Singh Taragi , General Manager (SBI) and Convenor, SLBC** appealed to all the stakeholders to take note of the deliberations made and points discussed and identified during the meeting for putting into action. He stated that we all will work in closer coordination and will achieve all our targets. He extended vote of thanks to Hon'ble Ministers and all the participants, including those attending the meeting through VC, for their active participation.



ACTION POINTS

1. Lead Bank and other banks operating in Munger to make concerted efforts to increase the CD ratio of the district above 40%.
[Action : UCO Bank]
2. Functioning of BLBCs and DCCs to be reviewed.
[Action : SLBC/Finance Deptt.]
3. A separate & specific review be carried for the districts having CD Ratio less than 45%.
[Action : SLBC/Finance Deptt.]
4. There should be a proper mechanism for tallying Register IX with Register X in case of Certificate Cases.
[Action : Revenue & Land Reforms Deptt. and all Banks]
5. There should be uniform monitoring formats for carrying out review of CD Ratio, ACP and various schemes at BLBC and DCC level.
[Action : SLBC]
6. Private Sector Banks should achieve their targets under Govt. Sponsored Schemes.
[Action : All Private Sector Banks]
7. To spread awareness about the in-built personal insurance facility, suitable messages be sent centrally from Bank HOs to all debit / credit card holders.
[Action : All Banks]
8. SLBC Meetings should be attended by the State Heads of the Banks. In case a State Head is unable to attend the SLBC meeting due to genuine reasons, SLBC must be informed well in advance in this regard and leave of absence be sought.
[Action : All Banks]
9. A senior officer from CBI State HQ to visit Madhepura District and sort out Banks's performance related issues in coordination with district administration.
[Action : Central Bank of India]
10. National Nodal Agencies of PMFME and AIF schemes should also be invited to the SLBC meeting.
[Action : SLBC]

= O = O = O = O = O =



भारतीय स्टेट बैंक
STATE BANK OF INDIA

Letter No. : SLBC/CM/2019-20/117
Date: 19.07.2019

The Controlling Heads,
SLBC Member Banks In Bihar.


Dear Sir / Madam,

Review / Renewal of existing crop loans and extending crop loan to new farmers under KCC in absence of crop insurance cover in the State of Bihar

With reference to the captioned matter under consideration of RBI, we have received a communication from RBI, Patna advising us to communicate following instructions to SLBC member banks :

" Member banks to sanction credit facilities under KCC scheme to eligible farmers without insisting on mandatory coverage under crop insurance till such time an insurance scheme is notified for the concerned crops by the Govt. of Bihar."

Yours faithfully,


General Manager & Convenor,
SLBC, Bihar

www.slbcbihar.com
0612-2209076
0612-2209075
slbc.bihar@sbi.co.in

बिहार राज्य स्तरीय बैंकर्स समिति
संयोजक - भारतीय स्टेट बैंक
स्थानीय प्रबंधन कार्यालय
पंचम तल, पश्चिमी गांधी मैदान
पटना - 800001

State Level Banker's Committee
Convenor State Bank of India
Local Head Office
5th Floor, West Gandhi Maidan
Patna - 800001

SLBC BIHAR

REFERENCE BOOK

AS ON 31.03.2024

PART-I

MISC.

TOPICS

Contents

.1KEY INDICATORS OF BANKS IN BIHAR	58
.2AGRICULTURE	59
2.1TOTAL FARM CREDIT	59
2.2 AGRICULTURE INFRASTRUCTURE	59
2.3 ANCILLARY ACTIVITIES	59
2.4FARM MECHANISATION	60
2.5ADVANCES GRANTED TO UNITS FOR PROVIDING STORAGE FACILITY	60
2.6 FOOD AND AGRO PROCESSING	60
2.7AGRICULTURE TERM LOAN (ATL).....	60
2.8JOINT LIABILITY GROUPS (JLGs)	61
3. OTHER SECTOR	61
3.1 SOCIAL INFRASTRUCTURE	61
3.2 RENEWABLE ENERGY	61
3.3CREDIT ENHANCEMENT GUARANTEE SCHEME FOR THE SCHEDULED CASTES (SCs)	61
.4HOUSING FINANCE	62
4.1HOUSING LOAN : TARGET & ACHIEVEMENT	62
4.2HOUSING LOAN: OUTSTANDING AND NPA	62
4.3 CREDIT LINKED SUBSIDY SCHEME (CLSS)	63
4.4 UNDER PRADHANMANTRI AWAS YOJANA (PMAY)	63
5.RSETI & FLC	63
.51 RURAL SELF EMPLOYMENT TRAINING INSTITUTES (RSETIS).....	63
.52 FINANCIAL LITERACY CENTERS (FLCs)	63
53 INCLUSION OF FINANCIAL LITERACY IN SCHOOL CURRICULUM, DIGITAL FINANCIAL LITERACY	64
6.2SIMPLIFICATION OF PROCESS OF CREATION OF CHARGES/MORTGAGE.....	64
6.3RATIONALIZATION OF STAMP DUTY ON LOAN AGREEMENT AND WAIVER OF MORTGAGE CHARGES OF LAND.....	64
.7MISCELLANEOUS	65
7.1TIMELY AND CORRECT DATA SUBMISSION BY BANKS / CONCERNED DEPARTMENTS TO SLBC65	
7.2 DISCUSSION ON POLICY INITIATIVES OF THE GOI/ GOB/ RBI	65
7.3 “DOUBLING FARMERS’ INCOME BY 2022”	65
7.4 GHAR GHAR KCC ABHIYAN.....	66
7.5 BIHAR STUDENT CREDIT CARD.....	667
7.6 REGISTRATION OF STATE RURAL LIVELIHOOD MISSIONS (SRLMs) WITH DEAF FUND	647
7.7 REDUCTION IN FREQUENCY OF DLRC MEETINGS	647

1.KEY INDICATORS OF BANKS IN BIHAR

BANKING STATICS AS ON 31.03.2024

(Amt. in Rs. Crore)

Sl. No.	ITEMS	MAR' 2023	MAR' 2024	Bench -mark
1	DEPOSITS	466583	510646	
2	ADVANCES	247355	287730	
3	ADVANCES INCLUDING ADVANCES GRANTED TO UNITS IN BIHAR BY BRANCHES OPERATING OUTSIDE BIHAR	250375	290347	
4	ADVANCES INCLUDING RIDF	259633	299796	
5	CD RATIO	55.64%	58.71	
6	PRIORITY SECTOR ADVANCES	145985	163951	
7	SHARE OF PSA IN TOTAL ADV (SL.NO.2) (%)	59.02%	56.98%	40%
8	AGRICULTURAL ADV.	74533	79578	
9	SHARE OF AGL. ADV IN TOTAL ADV (SL.NO.2) (%)	30.13%	27.66%	18%
10	MSME ADV.	49385	61592	
11	SHARE OF MSE ADV. IN PSA(SL.NO.2) (%)	19.97%	21.41%	
12	ADV. TO WEAKER SEC.	56344	72149	
13	SHARE OF WEAKER SEC. IN PSA (SL.NO.2) (%)	22.78%	25.08%	25%
14	DRI ADV.	236	237	
15	SHARE OF DRI ADV IN TOTAL ADV (SI.No.2) (%)	0.10	0.08	1%
16	ADV. TO WOMEN (DISBURSEMENT)	22245	31296	
17	SHARE OF ADV. TO WOMEN IN DISBURSEMENT (%)	10.08%	12.34	5%
18	TOTAL NUMBER OF BRANCHES	7883	8045	
A	RURAL BRANCHES	3775	3773	
B	SEMI-URBAN BRANCHES	2458	2553	
C	URBAN BRANCHES	1650	1719	

2.AGRICULTURE

2.1 TOTAL FARM CREDIT

(FY 2023-24) Q4
(Amt. in Rs. Crore)

Banks	Target	Sanctioned		Disbursement		%Achiev (Amt.)
	Amount	No.	Amount	No.	Amount	
Commercial Banks	42720	3726182	37243	3721424	35622	83.39
Co-operative Banks	4064	94995	7079	94995	7079	174.18
RRBs	21992	1554849	25561	1552513	23075	104.92
Small Finance Bank	5017	947867	5134	947867	5134	102.34
GRANDTOTAL	73793	6323893	75017	6316799	70910	96.09

Details of bank-wise performance is furnished on Page No.133.

2.2 AGRICULTURE INFRASTRUCTURE

(FY 2023-24) Q4
(Amt. in Rs. Crore)

Banks	Target	Sanctioned		Disbursement		%Achiev (Amt.)
	Amount	No.	Amount	No.	Amount	
Commercial Banks	4454	23723	1257	17856	1172	26.32
Co-operative Banks	330	0	0	0	0	0.00
RRBs	1619	3	0.63	3	0.63	0.04
Small Finance Bank	313	0	0	0	0	0.00
GRAND TOTAL	6716	23726	1257	17859	1172	17.46

Bank-wise performance is furnished on Page No.134.

2.3 ANCILLARY ACTIVITIES

(FY 2023-24) Q4
(Amt. in Rs. Crore)

Banks	Target	Sanctioned		Disbursement		%Achiev (Amt.)
	Amount	No.	Amt.	No.	Amt.	
Commercial Banks	11761	1334029	11993	1333098	11549	98.20
Co-operative Banks	358	0	0	0	0	0.00
RRBs	1251	0	0	0	0	0.00
Small Finance Bank	271	0	0	0	0	0.00
GRAND TOTAL	13641	1334029	11993	1333098	11549	84.66

Bank-wise performance is furnished on Page No.135.

2.4 FARM MECHANISATION

(FY 2023-24) Q4

(Amt. in Rs. Crore)

Target	Sanctioned		Disbursed		%ACH
Amount	No.	Amount	No.	Amount	(Amt.)
5663	259605	1718	259394	1672	29.53

Bank-wise target and performance is furnished on **Page No.136** for information.

2.5 ADVANCES GRANTED TO UNITS FOR PROVIDING STORAGE FACILITY

(FY 2023-24) Q4

(Amt. in Rs. Crore)

TARGET	SANCTIONED		DISBURSED		%ACH
Amount	No.	Amount	No.	Amount	(Amt.)
5148	2085	679	2085	628	12.19

Bank- wise target and performance is furnished on **Page No.137** for information.

2.6 FOOD AND AGRO PROCESSING

(FY 2023-24)Q4

(Amt. in Rs. Crore)

TARGET	SANCTIONED		DISBURSED		%ACH
Amount	No.	Amount	No.	Amount	(Amt.)
4653	10076	1926	9776	1909	41.04

Bank-wise target and performance is furnished on **Page No.138** for information.

2.7 AGRICULTURE TERM LOAN (ATL)

(FY 2023-24) Q4

(Amt. in Rs. Crore)

TARGET	SANCTIONED		DISBURSED		%ACH
Amount	No.	Amount	No.	Amount	(Amt.)
33883	4842332	50886	4838244	46941	138.54

Bank-wise target and performance is furnished on **Page Nc.139** for information.

2.8 JOINT LIABILITY GROUPS (JLGs)

(FY 2023-24) Q4
(Amt in Rs. Crore)

TARGET	SANCTIONED		DISBURSED		%ACH (In No.)
No.	No.	Amount	No.	Amount	
100000	572116	3349	571784	3333	571.78

The Bank-wise performance under JLG is placed at **Page No.140** for information of the House.

3. OTHER SECTOR

3.1 SOCIAL INFRASTRUCTURE

(FY 2023-24) Q4
(Amt in Rs. Crore)

TARGET	SANCTIONED		DISBURSED		%ACH
Amount	No.	Amount	No.	Amount	AMT
1746	1870	3.17	1870	3.17	0.18

Bank-wise target and performance is furnished on **Page No.141** for information.

3.2 RENEWABLE ENERGY

(FY 2023-24)Q4
(Amt in Rs. Crore)

TARGET	SANCTIONED		DISBURSED		%ACH
Amount	No.	Amount	No.	Amount	AMT
263	14	0.69	13	0.61	0.23

Bank-wise target and performance is furnished on **Page No.142** for information.

3.3 CREDIT ENHANCEMENT GUARANTEE SCHEME FOR THE SCHEDULED CASTES (SCs)

The Finance Minister during the Union Budget speech 2014-15 on July 18, 2014, had announced that a sum of Rs. 200 crores will be allocated towards credit enhancement facility for young and start-up entrepreneurs belonging to Scheduled Castes (SCs) who will aspire to be neo middle class category of the scheme to facilitate financial assistance under the scheme by the banks. The said allocation is under Social Sector Initiatives in order to encourage entrepreneurship among Scheduled Castes who belong to the lower strata of the society, by supporting the Bank & Financial Institutions, in the form of Credit Enhancement Guarantee, who shall be providing financial assistance to the Scheduled Caste Entrepreneurs.

The objective of the Scheme is as under:

- It is a Social Sector Initiative to be implemented nationally in order to promote entrepreneurship among the scheduled caste population in India.
- Promote entrepreneurship among the Scheduled Castes who are oriented towards innovation and growth technologies.
- To support, by way of providing Credit enhancement Guarantee to Banks and Financial Institutions, who will be providing financial assistance to the Scheduled Caste entrepreneurs, who in turn will create wealth, value for the society, create jobs and ultimately will develop confidence and at the same time promote profitable business. The assets so created will also create forward / backward linkages. It will further create chain effect in the locality in specific and society in general.
- To promote financial inclusion for SC entrepreneurs and to motivate them for further growth of SC communities.
- To facilitate economic development of SC entrepreneurs.
- To enhance direct and indirect employment generation for SC population in India.

The details of the scheme has been advised by Directorate of Industries, Govt. of Bihar vide their letter सं०सं०-०२/उ०नि०/निःशक्तजन सशक्तीकरण नीति/14-20/2016 / 2011 dated 22.05.2019.

The detailed operational guidelines of the scheme can be accessed by visiting SLBC website <http://www.slbcbihar.com> under the menu "Govt. Sponsored Programmes" and also the web site of Ministry of Social Justice and Empowerment, Govt.of India – <http://socialjustice.nic.in/SchemeList/Send/32?mid=24541>.

4.HOUSING FINANCE

4.1 HOUSING LOAN : TARGET & ACHIEVEMENT (FY 2023-24) Q4

Target No.	Sanction No.	Disbursed No.	% Achievement (In No.)
29041	50272	48474	173.11

More granular data on target and achievement under Housing Loan is provided on **Page No.143** of the SLBC Reference Book.

4.2 HOUSING LOAN: OUTSTANDING AND NPA (As on 31.03.2024) (Amt in Rs. Crore)

HOUSING LOAN OUTSTANDING		NPA IN HOUSING LOAN		%NPA (Amount)
No.	Amount	No.	Amount	
182685	28710	6013	249	0.87

Bank wise data on Housing Loan outstanding and NPA position in Housing Loan is provided on **Page No.144** of the SLBC Reference Book

4.3 CREDIT LINKED SUBSIDY SCHEME (CLSS)
UNDER PRADHANMANTRI AWAS YOJANA (PMAY) (As on 31.03.2024)

(Amt in Rs. Crore)

Total No. of all Housing Loans sanctioned since 01.04.2015	Out of (1), Housing Loans covered under CLSS of PMAY since 01.04.2015			Out of (2) ,Subsidy received since 01.04.2015	
(1)	(2)			(3)	
	No.	Amt. Sanctioned	Amt. of Subsidy Claimed	No.	Amt.
131653	29133	3189	534	14866	292

Detailed data on Bank-wise performance under CLSS is provided on **Page No.145**

5. RSETI & FLC

5.1 RURAL SELF EMPLOYMENT TRAINING INSTITUTES (RSETIS)

Rural Self Employment Training Institutes (RSETIs) have been promoted for the purpose of providing opportunities to rural youth for their skill upgradation leading to self-employment. These institutes are run and managed by banks with active support of the Government. RSETIs' core offerings include their free, unique and intensive short-term, residential and demand driven training for rural youth with a wide choice of vocations and hand holding.

There are 38 RSETIs at present in the State. Each district has a RSETI. The banks that have opened RSETIs are: PNB-12, SBI-7, CBI-9, Canara Bank-2, UCO Bank-4, BOB-2, UBI-2.

Performance of RSETIs in FY 2023-24 : During the FY 2023-24, RSETIs have organized 954 training programmes and trained 29,879 unemployed youth to pursue self-employment vocations.

Bank wise and district wise detail on RSETI is placed at **Page No.146**.

5.2 FINANCIAL LITERACY CENTERS (FLCs)

Pursuant to RBI directives, Financial Literacy Centres (FLCs) have been established to educate the people with regard to various products and services available in the formal financial sector.

During the quarter ended December 2023, the Financial Literacy Centres in Bihar have organized:

- a) 1042 Special Camps
- b) 1236 Target Group Specific Camps

The information pertaining to activity of FLCs in the State is placed at **Page Nos 149-194** for perusal.

Besides FLCs, as per RBI instructions, all Rural Branches of banks are required to conduct at least one financial literacy camp in each month. Financial Literacy Guide, Diary and Posters designed by RBI, is to be used by the branches in the camps to explain the basic financial knowledge. All banks are requested to ensure that their rural branches undertake financial literacy activities using the standard financial literacy materials.

Rural branches of various banks have organized 10,015 financial literacy camps as on the quarter ended March-2024. The district wise data on Financial Literacy Camps organised by rural branches in the state of Bihar has been furnished at **Page No.195**.

5.3 INCLUSION OF FINANCIAL LITERACY IN SCHOOL CURRICULUM, DIGITAL FINANCIAL LITERACY

रिजर्व बैंक ऑफ इंडिया, पटना के द्वारा Financial literacy से संबंधित पाठ्यपुस्तक अभ्यास पुस्तिका के रूप में कक्षा -6, 7, 8, 9, एवं 10 के लिए विकसित करने पर विभाग की अनुमति प्राप्त होने के उपरान्त मुद्रण हेतु बिहार स्टेट टेक्स्टबुक कारपोरेशन लि० को परिषद पत्रांक 380 दिनांक 19.02.2022 के द्वारा अनुरोध पत्र दिया गया था ।

कक्षा 6, 7 एवं 8 के लिए विकसित अभ्यास पुस्तिका विद्यालय के पाठ्यक्रम में शामिल है । Financial literacy से संबंधित अभ्यास पुस्तिका की सामग्री कक्षा 6, 7 एवं 8 के लिए DIKSHA Portal पर upload कर दिया गया है ।

Financial literacy के संबंध में भारतीय रिजर्व बैंक द्वारा Teachers hand book तैयार किया गया है । इसके माध्यम से शिक्षकों के द्वारा छात्रों को Financial Literacy के संबंध में अवगत कराते हुए जागरूक किया जायेगा । यह Teachers hand book सभी जिलों को उपलब्ध कराया गया है ।

6.2 SIMPLIFICATION OF PROCESS OF CREATION OF CHARGES/MORTGAGE

Digitization of record and online creation of charge online is the ultimate solution in this regard.

6.3 RATIONALIZATION OF STAMP DUTY ON LOAN AGREEMENT AND WAIVER OF MORTGAGE CHARGES OF LAND

Each agreement in Bihar attracts a stamp duty of Rs 1000/-. In any loan around five to six agreements are entered into with the prospective borrowers which cost them Rs 5000-6000 and prove to be an disincentive to credit extension. Even in the case of PMEGP loans, the borrowers are required to pay ₹ 5000/- to ₹ 6000/- as stamp duty. GoB may consider to waive or reduce stamp duty substantially, say ₹100/- or ₹ 200/- per agreement, in case of loan agreements by PMEGP / PMMY beneficiaries. It would boost entrepreneurship and act as an incentive for setting up new businesses.

Waiver of stamp duty on mortgages/ agreements for agricultural loan purposes, irrespective of loan amount, will be a shot in the arm in agriculture credit take off. GoB is requested to consider the same.

7. MISCELLANEOUS

7.1 TIMELY AND CORRECT DATA SUBMISSION BY BANKS / CONCERNED DEPARTMENTS TO SLBC

Data is being fed by Banks on SLBC portal almost within the stipulated period. However, correctness of data is still a persistent issue and warrants immediate remedial measures.

SLBC has been impressing upon member Banks the necessity of data sanctity. SLBC has drawn the attention of member banks towards this issue vide letter nos. SLBC/CM/2018-19/228 dated 31.08.2018, SLBC/CM/2018-19/344 dated 15.10.2018 SLBC/RR/2023-24/231 dated 27.09.2023, SLBC/CM/2023-24/82 dated 06.07.2023 and SLBC /RR/ 2023-24/371 dated 29.12.2023.

In this regard, the kind attention of all member Banks is also drawn towards instructions contained in para 3.4 of RBI Master circular RBI/2023-24/11 FIDD.CO.LBS.BC.No.04/02.01.001/2023-24 dated April 03, 2023 on "Revised Mechanism of Data Flow for LBS fora meetings" for compliance at their end.

7.2 DISCUSSION ON POLICY INITIATIVES OF THE GOI/ GOB/ RBI

(INDUSTRY POLICY/ MSME POLICY/ AGRICULTURE POLICY/ START UP POLICY ETC.)

Government of India, Government of Bihar, RBI, NABARD and other apex institutions have been framing / amending / updating various important policies in order to channelize development / growth in desired direction of the targeted sectors like agriculture, industry, start up etc. These policies have involvement of various agencies at different levels including the financial institutions, more particularly the banks. A better understanding of the policies and the role of and scope for banks therein is imperative for injecting proper financial assistance. SLBC endeavours in its meetings to discuss on various policy matters.

7.3 "DOUBLING FARMERS' INCOME BY 2022"

The Government of India in the Union Budget 2016-17 had announced its resolve to double the income of farmers by 2022. This agenda has also been reiterated by the government in several forums and has acquired primacy from the point of view of rural and agricultural development.

- (a). The strategies to achieve this goal include:
- ✓ Focus on irrigation with large budgets
 - ✓ Provision of quality seeds and nutrients based on soil health
 - ✓ Investments in warehousing and cold chains to prevent post-harvest crop losses

- ✓ Promotion of value addition through food processing
- ✓ Creation of a national farm market, removing distortions and develop infrastructure
- ✓ Strengthening of crop insurance scheme to mitigate risks
- ✓ Promotion of ancillary activities like poultry, bee-keeping and fisheries.

(b) Acceleration in income generation is significantly dependent on better capital formation in agriculture. Towards this, banks should revisit their documentation for crop loans, simplify them where required and ensure speedy sanctioning and disbursal of loans within specified time limits.

(c) SLBC monitors and reviews the performance of banking developments in the State/Districts with special reference to Annual Credit Plans, Government Sponsored Programs, flow of credit to priority sector, etc. for enhancing the flow of bank finance particularly to the rural areas.

(d) Pursuant to RBI instructions, SLBC, vide letter no. SLBC/CM/2018-19/ dated 06.08.2018, has advised all Lead District Managers to arrange for inclusion of the subject "Doubling Farmers' income by 2022" as a regular agenda item in BLBC/DLCC/DLRC meetings.

(e) SLBC, Bihar also includes in all its meetings topic(s) related to "Doubling Farmers' Income by 2022".

7.4 GHAR GHAR KCC ABHIYAN : DOOR TO DOOR KCC CAMPAIGN

"Ghar Ghar KCC Abhiyaan," an ambitious campaign to extend the benefits of the Kisan Credit Card (KCC) Scheme to every farmer across India. This campaign aims to achieve universal financial inclusion, ensuring that every farmer has unhindered access to credit facilities that drive their agricultural pursuits. This campaign will play a pivotal role in reaching out to non-KCC account holder PM KISAN beneficiaries and fostering the saturation of KCC Accounts among eligible PM Kisan beneficiary farmers. Campaign period is 1st October 2023 to 31st December 2023.

National Bank for Agriculture And rural Development (NABARD) has been identified as the Primary Executing Organization, vested with the responsibility of overall execution and monitoring of the programme. Operational support will be provided by State Govt. / District Administration & Panchayati Raj Institutions.

The objective of the drive is to facilitate all farmers in getting benefits of the ongoing schemes specially Kisan Credit Card loan at concessional rate of interest, interest subvention and prompt repayment incentive. The drive also aims to mobilise the potential farmers through a special drive under Block Level Bankers Committee to saturate PM Kisan beneficiaries with KC and enrol maximum number of farmers / PM Kisan beneficiaries under all type of KCC schemes (for crop cultivation, Animal Husbandry, Dairy and Fisheries etc.).

Bank-wise performance is furnished on **Page No.218-219**

7.5 BIHAR STUDENT CREDIT CARD

Bihar Government launched the Bihar Student Credit Card Scheme on 2 October, 2016. The scheme aimed at providing hassle-free education loan of up to Rs 4 lakh to students willing to pursue higher education (graduation and above).

Bihar Government signed a memorandum of understanding (MoU) with banks for implementation of this ambitious scheme.

Later on, the scheme was revised w.e.f. 01 April, 2018. In revised scheme the loans are provided through Bihar State Education Finance Corporation Limited.

Under Bihar Student Credit Card Scheme (Prior to 01 April 2018) the position of loans sanctioned by banks, outstanding loan, NPA, claim lodged with State Govt., claim settled & claim pending is placed on **page no. 223**

7.6 REGISTRATION OF STATE RURAL LIVELIHOOD MISSIONS (SRLMS) WITH DEAF FUND

Pursuant to The Banking Laws (Amendment) Act, 2012, Section 26A has been inserted in the Banking Regulation Act, 1949 that empowers the Reserve Bank to establish a fund called Depositor Education and Awareness Fund (Fund). The fund shall be utilised for promotion of depositors' interest and for such other purposes which may be necessary.

In this connection, State Rural Livelihood Missions (SRLMs) under National Rural Livelihood Mission are eligible to apply for registration with DEA Fund under the 'on-tap' guidelines and accordingly, a total of 14 SRLMs are currently registered with DEA Fund. It is informed that SLRMs of Bihar are currently not registered with DEA Fund. Hence, in order to widen the depositor awareness efforts, the SRLMs operating in Bihar may be encouraged to register with DEA Fund.

7.7 REDUCTION IN FREQUENCY OF DLRC MEETINGS

The District Level Review Committee (DLRC) is a district level forum under the aegis of Lead Bank Scheme, which primarily aims at facilitating stakeholders to undertake review of the district level credit plans for enhancing flow of credit to deserving sectors, also it serves as a platform for Public Representatives to share their feedback based on the ground level inputs. In terms of extant guidelines, DLRC meetings are to be held at least once in a quarter. During the review by RBI it has been observed that Public Representatives, due to their busy schedules are unable to attend the meetings on a quarterly basis which defeats the purpose of conducting the review meeting. In view of the above, it is for consideration to reduce the frequency of DLRC Meetings, which is currently being conducted on a quarterly basis.

SLBC BIHAR

REFERENCE BOOK

AS ON 31.03.2024

PART - II

DATA SHEETS

INDEX OF DATA SHEET

ITEM	SUBJECT	PAGE NO.
1	CD Ratio Bank Wise and District Wise	73-76
2	Priority Sector Lending, Agri Credit, DRI Scheme & Weaker Section	77
3	Sector wise outstanding	78
4	Annual Credit Plan Bank Wise and District Wise	79-82
5	Section wise Annual Credit Plan Bank wise and District Wise	83-84
6	Lending to Minority Communities	85
7	NPA & WRITE OFF	86
8	Certificate Cases Bank Wise and District Wise	87-88
9	MSE Advance ACP Achievement	89
10	Micro Enterprises (Manufacturing + Service Advances)	90-91
11	Small Enterprises (Manufacturing + Service Advances)	92-93
12	Medium Enterprises (Manufacturing + Service Advances)	94-95
13	PSB Loans in 59minutes.com	96
14	Advances Granted Under CGTMSE Coverage	97
15	Small Road Transport Operator	98
16	Kisan Credit Card Bank wise and District Wise	99-100
17	KCC Outstanding and NPA	101
18	Agriculture Loan Outstanding to Small, Marginal & Other Farmers	102
19	ATM in KCC	103
20	Dairy	104-105
21	Poultry	106
22	Fishery	107-108
23	Self Help Group (SHG)	109-112
24	Education Loan	113
25	Education Loan Outstanding and NPA	114
26	Pradhan Mantri Mudra Yojna	115-118
27	Pradhan Mantri Jan Dhan Yojna	119
28	Stand up India	120-121

INDEX OF DATA SHEET

ITEM	SUBJECT	PAGE NO.
29	PMEGP	122-123
30	Pradhan Mantri Social Security Schemes Status	124
31	Banking Facility Bank Wise and District Wise	125-128
32	Banking Correspondents	129-130
33	Mobile Banking & Internet Banking	131
34	MOBILE / AADHAAR Seeding	132
35	Farm Credit	133
36	Agriculture Infrastructure	134
37	Ancillary Activities	135
38	Farm Mechanisation	136
39	Storage Facility	137
40	Food and Agro Processing	138
41	Agri Term Loan	139
42	Joint Liability Group (JLG)	140
43	Social Infrastructure	141
44	Renewable Energy	142
45	Housing Loan	143
46	Housing Loan Outstanding and NPA	144
47	Credit Linked Subsidy Scheme (CLSS)	145
48	RSETI	146
49	SARFAESI Cases Bank Wise and District Wise	147-148
50	Financial Literacy Initiatives	149-195
51	Lead Bank Reports	196-201
52	KCC Animal Husbandry & Fisheries Saturation Data	202-205
53	Saturation of PMJDY & PMMY Accounts	206-207
54	PMFME	208
55	AIF	209
56	DAY-NULM (SEP&SHG)	210
57	PM SVANidhi	211-213

INDEX OF DATA SHEET

ITEM	SUBJECT	PAGE NO.
58	SLBC Online Application Monitoring Portal Status	214
59	DCC Meeting Held During The Period 01.07.23-30.09.23	215
60	BLBC Meeting During The Period 01.07.23-30.09.23	216
61	Weaver Mudra Loan	217
62	Ghar Ghar KCC Abhiyan Bank Wise & District Wise	218-219
63	e - बिहार -Expanding & Deepening of Digital Payment Ecosystem	220-222
64	Bihar Student Credit Card	223
65	Private Bank's Performance in GSS	224

STATE LEVEL BANKERS' COMMITTEE BIHAR, PATNA					
(CONVENOR- STATE BANK OF INDIA) FY : 2023-24					
REPORT ON BANKWISE DEPOSITS , ADVANCES & C:D RATIO As On : 31.03.2024					
(Rs. In Lakh)					
SL. NO	BANK NAME	NO. OF BRANCHES	DEPOSITS	ADVANCES (INCL O/S BIHAR)	C:D RATIO (%)
	LEAD BANKS				
1	STATE BANK OF INDIA	988	16409828	6705829	40.86
2	CENTRAL BANK OF INDIA	428	2655013	1163446	43.82
3	PUNJAB NATIONAL BANK	706	5583511	2354096	42.16
4	CANARA BANK	317	2900938	1625353	56.03
5	UCO BANK	240	1087275	489685	45.04
6	BANK OF BARODA	295	2009192	1139590	56.72
7	UNION BANK OF INDIA	229	1684600	592110	35.15
	OTHER BANKS				
8	BANK OF INDIA	346	2881189	1152629	40.01
9	BANK OF MAHARASHTRA	52	123376	298261	241.75
10	INDIAN BANK	298	2151896	1312404	60.99
11	INDIAN OVERSEAS BANK	61	460655	196534	42.66
12	PUNJAB AND SIND BANK	19	63094	33244	52.69
	Total Public Sector Bank	3979	38010567	17063181	44.89
	PRIVATE BANKS				
13	IDBI	75	440153	253350	57.56
14	ICICI BANK	140	2111833	1628770	77.13
15	FEDERAL BANK	8	71064	49047	69.02
16	JAMMU KASHMIR BANK	1	14027	2605	18.57
17	SOUTH INDIAN BANK	2	30514	1086	3.56
18	AXIS BANK	144	1562537	1085059	69.44
19	HDFC BANK	187	2167711	2064941	95.26
20	INDUSIND BANK	56	415318	1067347	257.00
21	KARNATAKA BANK	1	3439	2476	72.00
22	KOTAK MAHINDRA	24	207766	289400	139.29
23	YES BANK	7	75129	73593	97.96
24	BANDHAN BANK	665	516405	1059711	205.21
25	RBL BANK	5	22434	293289	1307.34
26	IDFC FIRST BANK Ltd	13	117450	104692	89.14
27	Karur Vysya Bank	1	1603	1354	84.47
	Total Private Sector Bank	1329	7757383	7976720	102.83
	Total COMM. BANKS	5308	45767950	25039901	54.71
	CO-OPERATIVE BANKS				
28	STATE CO-OP. BANK	290	575895	450575	78.24
	Total Cooperative Bank	290	575895	450575	78.24
	REGIONAL RURAL BANKS				
29	DAKSHIN BIHAR GRAMIN BANK	1078	2584652	1235217	47.79
30	UTTAR BIHAR GRAMIN BANK	1027	1926619	1390816	72.19
	Total Region Rural Bank	2105	4511271	2626033	58.21
	SMALL FINANCE BANK				
31	JANA SFB	35	45895	118432	258.05
32	UTKARSH SFB	214	83653	529058	632.44
33	UJJIVAN SFB	53	73590	203381	276.37
34	ESAF SFB	10	6349	22570	355.49
35	UNITY SFB	30	0	44728	0.00
	Total Small Financial Bank	342	209487	918169	438.29
	TOTAL FOR BIHAR	8045	51064603	29034678	56.86

STATE LEVEL BANKERS' COMMITTEE BIHAR, PATNA						
(CONVENOR-STATE BANK OF INDIA) FY : 2023-24						
DEPOSIT, ADVANCES AND CD RATIO - DISTRICT WISE AS ON : 31.03.2024						
(Rs. In Lakh)						
SL. NO	DISTRICT NAME	NO. OF BRANCHES	DEPOSITS	ADVANCES	C:D RATIO	NAME OF DISTRICT
1	Araria	166	570194	503857	88.37%	Araria
2	Arwal	65	211418	99405	47.02%	Arwal
3	Aurangabad	204	889699	588745	66.17%	Aurangabad
4	Banka	126	495703	261998	52.85%	Banka
5	Begusarai	233	1149135	864304	75.21%	Begusarai
6	Dhagalpur	285	1711520	876781	51.23%	Dhagalpur
7	Bhojpur	244	1264609	553354	43.76%	Bhojpur
8	Buxar	157	708676	328386	46.34%	Buxar
9	Darbhanga	255	1563196	777840	49.76%	Darbhanga
10	East Champaran	306	1260810	1007547	79.91%	East Champaran
11	Gaya	318	2042156	1144230	56.03%	Gaya
12	Gopalganj	190	987150	479548	48.58%	Gopalganj
13	Jamui	125	559908	278626	49.76%	Jamui
14	Jehanabad	95	428988	194776	45.40%	Jehanabad
15	Kaimur	125	477927	290221	60.72%	Kaimur
16	Katihar	189	826899	650231	78.63%	Katihar
17	Khagaria	110	448721	294085	65.54%	Khagaria
18	Kishanganj	110	410281	322176	78.53%	Kishanganj
19	Lakhisarai	86	375543	173264	46.14%	Lakhisarai
20	Madhepura	125	450400	342359	76.01%	Madhepura
21	Madhubani	287	1124663	613004	54.51%	Madhubani
22	Munger	140	857745	295445	34.44%	Munger
23	Muzaffarpur	399	2427802	1772695	73.02%	Muzaffarpur
24	Nalanda	261	1296806	579921	44.72%	Nalanda
25	Nawada	149	651496	357273	54.85%	Nawada
26	Patna	988	16995699	8193052	48.21%	Patna
27	Purnea	239	942461	878866	93.25%	Purnea
28	Rohtas	241	1212552	637422	52.57%	Rohtas
29	Saharsa	105	540811	342337	63.30%	Saharsa
30	Samastipur	302	1334079	850016	63.72%	Samastipur
31	Saran	271	1524362	703980	46.18%	Saran
32	Sheikhpura	64	246357	127589	51.79%	Sheikhpura
33	Sheohar	47	138595	162791	74.17%	Sheohar
34	Sitamarhi	169	801059	495875	61.90%	Sitamarhi
35	Siwan	253	1458908	740206	50.74%	Siwan
36	Supaul	126	502403	341053	67.88%	Supaul
37	Vaishali	258	1332419	1052177	78.97%	Vaishali
38	West Champaran	224	843543	657525	77.95%	West Champaran
TOTAL FOR BIHAR		8045	51064603	28772960	56.35%	
ADVANCES GRANTED TO UNITS FUNCTIONAL IN BIHAR BY BRANCHES OPERATING OUTSIDE THE STATE						
1	STATE BANK OF INDIA			261718		
	TOTAL ADVANCE GRANTED FROM OUTSIDE STATE			261718		
TOTAL FOR BIHAR		8045	51064603	29034678	56.86%	TOTAL FOR BIHAR

STATE LEVEL BANKERS' COMMITTEE BIHAR, PATNA
(CONFINOR-STATE BANK OF INDIA) FY: 2023-24
BANK WISE PERFORMANCE - DEPOSIT, ADVANCES AND C/D RATIO AS ON: 31.03.2024

Sl. No	BANK NAME	RURAL			SEMI URBAN			URBAN			TOTAL			O/S BIHAR	TOTAL ADV. INCL O/S BIHAR	C/D RATIO	INVESTMENT	C/D RATIO
		DEPOSIT	ADVANCE	C/D RATIO	DEPOSIT	ADVANCE	C/D RATIO	DEPOSIT	ADVANCE	C/D RATIO	DEPOSIT	ADVANCE	C/D RATIO					
		(Rs. in lakh)	(Rs. in lakh)	(%)	(Rs. in lakh)	(Rs. in lakh)	(%)	(Rs. in lakh)	(Rs. in lakh)	(%)	(Rs. in lakh)	(Rs. in lakh)	(%)					
1	LEAD BANKS	2681085	1091628	40.72	5093227	2106560	41.36	8635516	3245923	37.59	16408828	6444111	39.27	261718	6705829	40.86	5179011	72.43
2	CENTRAL BANK OF INDIA	846319	455964	53.88	851313	359230	42.20	957381	348252	36.38	2655013	1163446	43.82	0	1163446	43.82	6153	44.05
3	PUNJAB NATIONAL BANK	1629863	657514	40.34	1503752	434558	23.90	2498986	1261984	51.51	5883511	2354096	42.16	0	2354096	42.16	0	42.16
4	CANARA BANK	394204	182487	46.29	518395	224588	43.32	1988339	1218278	61.27	2904938	1623353	56.03	0	1623353	56.03	47653	57.67
5	UCO BANK	295869	159214	53.81	360383	142490	39.54	431023	187981	43.61	1087275	489685	45.04	0	489685	45.04	0	45.04
6	BANK OF BARODA	393392	198654	50.50	601701	315978	52.51	1014009	624958	61.63	2009192	1139590	56.72	0	1139590	56.72	0	56.72
7	UNION BANK OF INDIA	269896	81758	30.31	333577	142050	42.58	1081327	368302	34.06	1684600	592110	35.15	0	592110	35.15	12600	35.90
8	OTHER BANKS	822319	307711	37.42	869207	322285	37.08	1189663	522633	43.93	2881189	1152629	40.01	0	1152629	40.01	0	40.01
9	BANK OF MAHARASHTRA	890	142452	16006.97	17188	12146	70.75	105318	143653	136.40	123376	298261	241.75	0	298261	241.75	0	241.75
10	INDIAN BANK	429311	242768	56.48	446180	241295	54.08	1275905	828341	64.92	2151896	1312404	60.99	0	1312404	60.99	0	60.99
11	INDIAN OVERSEAS BANK	17464	15711	89.56	54220	46824	86.36	388971	133999	34.45	460655	196534	42.66	0	196534	42.66	0	42.66
12	PUNJAB AND SIND BANK	701	351	50.07	2915	4406	151.15	59478	28487	47.90	63094	33244	52.69	0	33244	52.69	0	52.69
	Total Public Sector Bank	7781613	3586222	45.44	10652038	4852450	40.86	19576916	8912791	45.53	38019567	16801463	44.20	261718	17063181	44.89	5245417	58.69
	PRIVATE BANKS																	
13	IDBI	4199	2341	55.75	82813	35270	42.59	353141	215739	61.09	440153	253950	57.56	0	253950	57.56	0	57.56
14	ICICI BANK	36402	65290	179.36	301284	279376	92.73	1774147	1284104	72.38	2111833	1628770	77.13	0	1628770	77.13	0	77.13
15	FEDERAL BANK	0	0	0.00	24350	14255	58.54	46714	34792	74.48	71064	49047	69.02	0	49047	69.02	0	69.02
16	JAMMU KASHMIR BANK	0	0	0.00	0	0	0.00	14027	2605	18.57	14027	2605	18.57	0	2605	18.57	0	18.57
17	SOUTH INDIAN BANK	0	0	0.00	0	0	0.00	30514	1086	3.56	30514	1086	3.56	0	1086	3.56	0	3.56
18	AXIS BANK	39638	55243	139.37	245582	289828	118.02	1277317	739988	57.93	1562537	1085059	69.44	0	1085059	69.44	0	69.44
19	HDFC BANK	13436	9442	70.27	416816	497710	119.41	1573459	1557789	99.66	2167711	2064941	95.26	0	2064941	95.26	0	95.26
20	INDUSIND BANK	50204	708778	1411.80	11915	19577	164.31	353199	388992	95.98	415313	1067347	257.00	0	1067347	257.00	0	257.00
21	KARNATAKA BANK	0	0	0.00	0	0	0.00	3439	2476	72.00	3439	2476	72.00	0	2476	72.00	0	72.00
22	KOTAK MAHINDRA	45622	95616	209.58	33774	103516	306.50	128370	90268	70.32	207766	289400	139.29	0	289400	139.29	0	139.29
23	YES BANK	0	0	0.00	0	0	0.00	75129	73593	97.96	75129	73593	97.96	0	73593	97.96	0	97.96
24	BANDHAN BANK	97033	384343	396.10	150454	430048	285.83	268918	245320	91.22	516405	1059711	205.21	0	1059711	205.21	0	205.21
25	RBL BANK	6980	111890	1603.01	0	0	0.00	15454	181399	1178.80	22484	293289	1307.34	0	293289	1307.34	0	1307.34
26	IDFC FIRST BANK Ltd	831	19292	2321.54	3498	7384	211.09	113121	78016	68.97	117450	104692	89.14	0	104692	89.14	0	89.14
27	Karur Vysya Bank	0	0	0.00	0	0	0.00	1603	1354	84.47	1603	1354	84.47	0	1354	84.47	0	84.47
	Total Private Sector Bank	294345	1452235	493.38	1270486	1676964	131.99	6192552	4847521	78.28	7757383	7976720	102.83	0	7976720	102.83	0	102.83
	Total COMM. BANKS	8075958	4988457	61.77	11922524	6029414	50.57	25769468	13760312	53.40	45767950	24778183	54.14	261718	25039901	54.72	5245417	66.17
	CO-OPERATIVE BANKS																	
28	STATE CO-OP. BANK	160707	265191	165.02	118450	110882	93.61	96738	74502	77.01	575895	450575	78.24	0	450575	78.24	416055	150.48
	Total Cooperative Bank	360707	265191	73.52	118450	110882	93.61	96738	74502	77.01	575895	450575	78.24	0	450575	78.24	416055	150.48
	REGIONAL RURAL BANKS																	
29	UAKSHIH BIHAR GRAMIN BAI	1615557	851051	52.68	621302	293652	47.26	347793	90514	26.03	2584652	1235217	47.79	0	1235217	47.79	0	47.79
30	UTTAR BIHAR GRAMIN BANK	1207514	892276	73.89	591252	453767	76.75	127853	44773	35.02	1926619	1390816	72.19	0	1390816	72.19	0	72.19
	Total Region Rural Bank	2823071	1743327	61.75	1212554	747419	61.64	475646	135287	28.44	4511271	2626033	58.21	0	2626033	58.21	0	58.21
	SMALL FINANCE BANK																	
31	JANA SFB	162	51780	31962.96	0	0	0.00	45723	66652	145.74	45895	118432	258.05	0	118432	258.05	0	258.05
32	UTKARSH SFB	6086	201394	3309.14	13507	234869	1738.87	64060	92795	144.86	83653	529058	632.44	0	529058	632.44	0	632.44
33	LIJUAN SFB	3162	15617	493.90	21987	87760	399.14	48441	100004	206.44	73590	203381	276.37	0	203381	276.37	0	276.37
34	ESAF SFB	932	2801	300.54	554	754	136.1	4863	19015	391.01	6349	22570	355.49	0	22570	355.49	0	355.49
35	UNITY SFB	0	39290	0.00	0	4586	0.00	0	852	0.00	0	44728	0.00	0	44728	0.00	0	0.00
	Total Small Financial Bank	10342	310882	3006.01	36048	327969	909.81	163097	279318	171.26	209487	918169	438.29	0	918169	438.29	0	438.29
	TOTAL FOR BIHAR	11270078	7307857	64.84	13289576	7215684	54.30	26500949	14249419	53.76	51064603	28772960	56.35	261718	29034678	56.86	5661472	67.95

STATE LEVEL BANKERS' COMMITTEE BIHAR, PATNA
(CONVENOR- STATE BANK OF INDIA) FY: 2023-24
BANKWISE DEPOSIT CREDIT, C/D RATIO AND MARKET SHARE
AS ON 31.03.2024

Sl. NO	BANK NAME	31.03.2022						31.03.2023						31.03.2024					
		DEPOSITS	ADVANCES	C: D Rat	M.SHARE (DEPOSIT)	M.SHARE (ADVANCES)	M.SHARE (DEPOSIT)	DEPOSITS	ADVANCES	C: D Rat	M.SHARE (DEPOSIT)	M.SHARE (ADVANCES)	DEPOSITS	ADVANCES	C: D Rat	M.SHARE (DEPOSIT)	M.SHARE (ADVANCES)		
	LEAD BANKS	15603890	4912468	36.11	31.53	22.43	1485584	595761	37.67	31.84	22.35	16409828	670529	40.86	32.14	23.10			
1	STATE BANK OF INDIA	2292365	86352	37.67	5.31	3.94	248293	105866	42.55	5.33	4.23	2655013	1163446	43.82	5.20	4.01			
2	CENTRAL BANK OF INDIA	5039843	2070641	41.09	11.68	9.46	1518017	2154148	42.09	10.97	8.60	5583511	2354096	42.16	10.93	8.11			
3	PUNJAB NATIONAL BANK	2347908	1523081	64.87	5.44	6.95	2651305	1625306	61.30	5.68	6.49	2909388	1625353	56.03	5.68	5.60			
4	CATARA BANK	1000535	501467	50.12	2.32	2.29	966444	402351	41.63	2.07	1.61	1087275	489685	45.04	2.13	1.69			
5	UCO BANK	1577677	882389	55.93	3.66	4.03	1731279	984980	56.89	3.71	3.93	2009192	1139590	56.72	3.93	3.92			
6	BANK OF BARODA	1388242	486235	35.03	3.22	2.22	1562214	556768	35.64	3.35	2.22	1684600	592110	35.15	3.30	2.04			
7	UNION BANK OF INDIA	2420727	872949	36.06	5.61	3.99	2580671	921888	35.72	5.53	3.68	2881189	1151623	40.01	5.64	3.97			
8	BANK OF INDIA	69277	206330	297.83	0.16	0.94	83349	254394	305.22	0.18	1.02	123376	298261	241.75	0.24	1.03			
9	BANK OF MAHARASHTRA	187865	896753	47.75	4.35	4.09	2002484	1030472	51.46	4.29	4.12	2151896	1312404	60.99	4.21	4.52			
10	INDIAN BANK	438203	142593	32.54	1.02	0.65	398985	139275	35.72	0.84	0.56	460655	196534	42.66	0.90	0.68			
11	INDIAN OVERSEAS BANK	24840	24840	43.66	0.13	0.11	65152	28643	43.36	0.14	0.11	63094	32444	52.69	0.12	0.11			
12	PUNJAB AND SIND BANK	32113428	13383298	41.68	74.44	61.11	34494677	14752852	42.77	73.93	58.92	38010567	17063181	44.89	74.44	58.77			
	Total Public Sector Bank																		
	PRIVATE BANKS	624536	224555	35.96	1.45	1.03	587932	237819	40.45	1.26	0.95	440153	253350	57.56	0.86	0.87			
13	IDBI	1794662	933102	51.99	4.16	4.26	1879826	1290214	68.63	4.03	5.15	2111833	1628770	77.13	4.14	5.61			
14	ICICI BANK	59269	18441	31.11	0.14	0.08	63574	34204	53.80	0.14	0.14	71064	49047	59.02	0.14	0.17			
15	FEDERAL BANK	1745	9905	84.33	0.03	0.05	13784	2276	16.51	0.03	0.01	14027	2605	18.57	0.03	0.01			
16	JA-MAMI KASHMIRI BANK	25514	1071	4.20	0.06	0.00	27137	947	3.49	0.06	0.00	30514	1086	3.56	0.06	0.00			
17	SOUTH INDIAN BANK	1134495	595931	52.53	2.63	2.72	1440488	782978	54.36	3.09	3.13	1562337	1085059	69.44	3.06	3.74			
18	AXIS BANK	1930542	1126237	58.34	4.47	5.14	2248526	1467682	65.27	4.82	5.86	2167711	2064941	95.26	4.25	7.11			
19	IDFC BANK	244397	739296	302.50	0.57	3.38	304695	859106	281.96	0.65	3.43	415318	1067347	257.00	0.81	3.66			
20	INDUSIND BANK	2910	1941	66.70	0.01	0.01	2835	2306	81.34	0.01	0.01	3439	2476	72.00	0.01	0.01			
21	KARNATAKA BANK	104107	82.60	82.60	0.29	0.48	142066	211175	148.65	0.30	0.84	207766	289400	139.29	0.41	1.00			
22	KOTAK MAHINDRA	30604	28055	91.67	0.07	0.13	54614	48225	89.03	0.12	0.19	75129	73598	97.96	0.15	0.25			
23	VLS BANK	168282	773451	210.02	0.85	3.53	449795	839956	198.75	0.96	3.57	516405	1059711	205.21	1.01	3.65			
24	BANDHAN BANK	25177	109744	435.89	0.06	0.50	16442	182551	1110.27	0.04	0.73	22434	293289	1307.34	0.04	1.91			
25	RBL BANK	27290	2277	83.35	0.06	0.10	58268	34044	58.43	0.12	0.14	117450	104692	89.14	0.23	0.36			
26	IDFC FIRST BANK LTD	1307	918	70.24	0.00	0.00	1391	1238	89.00	0.00	0.00	1603	1354	84.47	0.00	0.00			
27	Karur Vysya Bank	6406761	4689501	73.20	14.85	21.41	7291373	6049121	82.96	16.90	24.16	7757383	7976720	102.83	15.19	27.47			
	Total Private Sector Bank	38520189	18072799	46.92	89.29	82.53	41786050	20801973	49.78	96.86	94.99	45767950	25039921	54.71	89.63	86.24			
	Total COMM. BANKS																		
	CO-OPERATIVE BANKS	517775	1169065	225.79	1.20	5.34	553047	1190801	215.32	1.19	4.76	575895	450375	78.24	1.13	1.55			
28	STATE CO-OP. BANK	517775	1169065	225.79	1.20	5.34	553047	1190801	215.32	1.19	4.76	575895	450375	78.24	1.13	1.55			
	Total Cooperative Bank																		
	REGIONAL RURAL BANKS	2259975	1059343	46.87	5.24	4.84	2348477	1121659	47.76	5.03	4.48	2584652	1235217	47.79	5.06	4.25			
29	DAKSHIN BIHAR GRAMIN BANK	1703365	1053377	61.84	3.95	4.81	1795029	1217922	65.23	3.83	4.86	1926619	1390816	72.19	3.77	4.79			
30	UTTAR BIHAR GRAMIN BANK	3963340	2112720	53.31	9.19	10.01	4133506	2339581	56.60	8.86	9.46	4511271	2626033	58.21	8.83	9.13			
	Total Region Rural Bank																		
	SMALL FINANCE BANK	27361	44544	162.80	0.06	0.20	33596	87863	261.53	0.07	0.35	45895	118432	258.05	0.09	0.41			
31	JANA SFB	66024	365473	553.55	0.15	1.67	88140	427111	484.58	0.19	1.71	86355	529058	632.44	0.16	1.82			
32	UTKARSH SFB	44993	121272	270.08	0.10	0.55	61773	175919	284.78	0.13	0.70	73590	203381	276.37	0.14	0.70			
33	LUJUAN SFB	2156	13715	636.13	0.00	0.06	2158	14291	662.23	0.00	0.06	6349	22570	355.49	0.01	0.08			
34	ESAF SFB	0	0	0.00	0.00	0.00	0	0	0.00	0.00	0.00	0	44728	0.00	0.00	0.15			
35	UNITY SFB	140444	545004	388.06	0.33	2.49	185667	705194	379.81	0.43	2.82	209487	918169	438.29	0.41	3.16			
	Total Small Financial Bank	43141748	2189588	50.76	100	100	46658270	25037539	53.66	100	100	51064603	29034678	56.86	100	100			
	TOTAL FOR BIHAR																		

STATE LEVEL BANKERS' COMMITTEE BIHAR, PATNA

(CONVENOR- STATE BANK OF INDIA) FY : 2023-24

OUTSTANDING AS ON 31.03.2024

Rs. in Lakhs

SL. NO.	BANK NAME	TOTAL ADVANCES	PRIO SEC. ADV	% OF P S ADV	DRI ADVANCES	% OF DRI ADV	WEAKER SECTION ADV	% OF WEAK SEC ADV	HOUSING LOAN	% OF H/L	EDUCATION LOAN	% OF E/L
	LEAD BANKS											
1	STATE BANK OF INDIA	6444111	2106142	32.68	1	0.00	1450157	22.50	1010000	15.67	68156	1.06
2	CENTRAL BANK OF INDIA	1163446	935626	80.42	566	0.05	195471	16.80	60109	5.17	19980	1.72
3	PUNJAB NATIONAL BANK	2354096	1211010	51.44	145	0.01	379764	16.13	350613	14.90	50561	2.15
4	CANARA BANK	1625353	590770	36.35	21652	1.33	237263	14.60	184618	11.36	25077	1.54
5	UCO BANK	489685	395064	80.68	1022	0.21	163422	33.37	66609	13.60	7758	1.58
6	BANK OF BARODA	1139590	901046	79.07	41	0.00	204425	17.94	154597	13.57	16355	1.44
7	UNION BANK OF INDIA	592110	410479	69.32	21	0.00	106541	17.99	69970	11.82	16765	2.83
	OTHER BANKS											
8	BANK OF INDIA	1152629	708253	61.45	154	0.01	243246	21.10	136487	11.84	15044	1.31
9	BANK OF MAHARASHTRA	298261	83589	28.03	0	0.00	0	0.00	23412	7.85	1845	0.62
10	INDIAN BANK	1312404	685806	52.26	1	0.00	113263	8.63	193826	14.77	11114	0.85
11	INDIAN OVERSEAS BANK	196534	171571	87.30	25	0.01	2102	1.07	51118	26.01	2215	1.13
12	PUNJAB AND SIND BANK	33244	25777	77.54	0	0.00	156	0.47	8995	27.06	628	1.89
	Total Public Sector Bank	16801463	8225133	48.95	23628	0.14	3095810	18.43	2310384	13.75	235498	1.40
	PRIVATE BANKS											
13	IDBI	253350	136403	53.84	0	0.00	45944	18.13	31419	12.40	1560	0.62
14	ICICI BANK	1628770	639774	39.28	0	0.00	86914	5.34	209471	12.86	10817	0.66
15	FEDERAL BANK	49047	27650	56.37	0	0.00	1821	3.71	2410	4.91	67	0.14
16	JAMMU KASHMIR BANK	2605	1436	55.12	0	0.00	0	0.00	527	20.23	90	3.45
17	SOUTH INDIAN BANK	1086	896	82.50	0	0.00	0	0.00	0	0.00	0	0.00
18	AXIS BANK	1085059	344001	31.70	0	0.00	0	0.00	11155	1.03	178	0.02
19	HDFC BANK	2064941	962200	46.60	0	0.00	252862	12.25	161724	7.83	848	0.04
20	INDUSIND BANK	1067347	861557	80.72	0	0.00	712049	66.71	0	0.00	0	0.00
21	KARNATAKA BANK	2476	1249	50.44	0	0.00	0	0.00	668	26.98	23	0.93
22	KOTAK MAHINDRA	289400	255241	88.20	0	0.00	211811	73.19	200	0.07	0	0.00
23	YES BANK	73593	35737	48.56	0	0.00	10859	14.76	0	0.00	3	0.00
24	BANDHAN BANK	1059711	738921	69.73	0	0.00	0	0.00	28786	2.72	0	0.00
25	RBL BANK	293289	292116	99.60	0	0.00	284118	96.87	0	0.00	0	0.00
26	IDFC FIRST BANK Ltd	104692	60687	57.97	0	0.00	42301	40.12	204	0.19	0	0.00
27	Karur Vysya Bank	1354	1354	100.00	0	0.00	0	0.00	350	25.85	0	0.00
	Total Private Sector Bank	7976720	4359222	54.65	0	0.00	1648379	20.66	446914	5.60	13586	0.17
	Total COMM. BANKS	24778183	12584355	50.79	23628	0.10	4744189	19.15	2757298	11.13	249084	1.01
	CO-OPERATIVE BANKS											
28	STATE CO-OP. BANK	450575	432906	96.08	0	0.00	0	0.00	2261	0.50	0	0.00
	Total Cooperative Bank	450575	432906	96.08	0	0.00	0	0.00	2261	0.50	0	0.00
	REGIONAL RURAL BANKS											
29	DAKSHIN BIHAR GRAMIN BANK	1235217	1167749	94.54	0	0.00	772341	62.53	62281	5.04	13870	1.12
30	UTTAR BIHAR GRAMIN BANK	1390816	1333604	95.89	87	0.01	1085282	78.03	25640	1.84	5498	0.40
	Total Region Rural Bank	2626033	2501353	95.25	87	0.00	1857623	70.74	87921	3.35	19368	0.74
	SMALL FINANCE BANK											
31	JANA SFB	118432	110446	93.26	0	0.00	81063	68.45	3937	3.32	0	0.00
32	UTKARSH SFB	529058	528989	99.99	0	0.00	369564	69.85	4690	0.89	0	0.00
33	UJJIVAN SFB	203381	183167	90.06	0	0.00	118624	58.33	14862	7.31	0	0.00
34	ESAF SFB	22570	21965	97.32	0	0.00	16561	73.33	18	0.08	1	0.00
35	UNITY SFB	44728	31872	71.26	0	0.00	27277	60.98	0	0.00	0	0.00
	Total Small Financial Bank	918169	876439	95.46	0	0.00	613089	66.77	23507	2.56	1	0.00
	TOTAL FOR BIHAR	28772960	16395053	56.98	23715	0.08	7214901	25.08	2870987	9.98	268453	0.93

STATE LEVEL BANKERS' COMMITTEE BIHAR, PATNA

(CONVENOR- STATE BANK OF INDIA)

FY : 2023-24

OUTSTANDING AS ON 31.03.2024

Rs. in Lakhs

SL. NO.	BANK NAME	TOTAL ADVANCES	PRIO SEC. ADV	% OF P S ADV	AGL ADV	% OF AGL ADV	MSME	% OF MSME ADV	OPS ADV	% OF OPS ADV	NPS ADV	% OF NPS ADV
	LEAD BANKS											
1	STATE BANK OF INDIA	6444111	2106142	32.68	734674	11.40	913843	14.18	457625	7.10	4337969	67.32
2	CENTRAL BANK OF INDIA	1163446	935626	80.42	561425	48.26	293735	25.25	80466	6.92	227820	19.58
3	PUNJAB NATIONAL BANK	2354096	1211010	51.44	547839	23.27	531225	22.57	131946	5.60	1143086	48.56
4	CANARA BANK	1625353	590770	36.35	206217	12.69	297145	18.28	87408	5.38	1034583	63.65
5	UCO BANK	489685	395064	80.68	185400	37.86	153820	31.41	55844	11.40	94621	19.32
6	BANK OF BARODA	1139590	901046	79.07	254300	22.32	487514	42.78	159232	13.97	238544	20.93
7	UNION BANK OF INDIA	592110	410479	69.32	156872	26.49	192982	32.59	60625	10.24	181631	30.68
	OTHER BANKS											
8	BANK OF INDIA	1152629	708253	61.45	288294	25.01	347791	30.17	72168	6.26	444376	38.55
9	BANK OF MAHARASHTRA	298261	83589	28.03	11203	3.76	29316	9.83	43070	14.44	214672	71.97
10	INDIAN BANK	1312404	685806	52.26	244664	18.64	383309	29.21	57833	4.41	626598	47.74
11	INDIAN OVERSEAS BANK	196534	171571	87.30	16100	8.19	50071	25.48	105400	53.63	24963	12.70
12	PUNJAB AND SIND BANK	33244	25777	77.54	927	2.79	15239	45.84	9611	28.91	7467	22.46
	Total Public Sector Bank	16801463	8225133	48.95	3207915	19.09	3695990	22.00	1321228	7.86	8576330	51.05
	PRIVATE BANKS											
13	IDBI	253350	136403	53.84	46037	18.17	57281	22.61	33085	13.06	116947	46.16
14	ICICI BANK	1628770	639774	39.28	126921	7.79	483884	29.71	28969	1.78	988996	60.72
15	FEDERAL BANK	49047	27650	56.37	8201	16.72	7622	15.54	11227	24.11	21397	43.63
16	JAMMU KASHMIR BANK	2605	1436	55.12	1	0.04	819	31.44	616	23.65	1169	44.88
17	SOUTH INDIAN BANK	1086	896	82.50	0	0.00	896	82.50	0	0.00	190	17.50
18	AXIS BANK	1085059	344001	31.70	160915	14.83	171753	15.83	11333	1.04	741058	68.30
19	HDFC BANK	2064941	962200	46.60	319228	15.46	598122	28.97	44850	2.17	1102741	53.40
20	INDUSIND BANK	1067347	861557	80.72	723942	67.83	136799	12.82	816	0.08	205790	19.28
21	KARNATAKA BANK	2476	1249	50.44	561	22.66	445	17.97	243	9.81	1227	49.56
22	KOTAK MAHINDRA	289400	255241	88.20	207107	71.56	34993	12.09	13141	4.54	34159	11.80
23	YES BANK	73593	35737	48.56	11084	15.06	24617	33.45	36	0.05	37856	51.44
24	BANDHAN BANK	1059711	738921	69.73	159651	15.07	150653	14.22	428617	40.45	320790	30.27
25	RBL BANK	293289	292116	99.60	290650	99.10	93	0.03	1373	0.47	1173	0.40
26	IDFC FIRST BANK Ltd	104692	60687	57.97	52107	49.77	8374	8.00	206	0.20	44005	42.03
27	Karur Vysya Bank	1354	1354	100.00	0	0.00	677	50.00	677	50.00	0	0.00
	Total Private Sector Bank	7976720	4359222	54.65	2106405	26.41	1677028	21.02	575789	7.22	3617498	45.35
	Total COMM. BANKS	24778183	12584355	50.79	5314320	21.45	5373018	21.68	1897017	7.66	12193828	49.21
	CO-OPERATIVE BANKS											
28	STATE CO-OP. BANK	450575	432906	96.08	387696	86.04	0	0.00	45210	10.03	17669	3.92
	Total Cooperative Bank	450575	432906	96.08	387696	86.04	0	0.00	45210	10.03	17669	3.92
	REGIONAL RURAL BANKS											
29	DAKSHIN BIHAR GRAMIN BANK	1235217	1167749	94.54	949978	76.91	142120	11.51	75651	6.12	67468	5.46
30	UTTAR BIHAR GRAMIN BANK	1390816	1333604	95.89	753388	54.17	561421	40.37	18795	1.35	57212	4.11
	Total Region Rural Bank	2626033	2501353	95.25	1703366	64.86	703541	26.79	94446	3.60	124680	4.75
	SMALL FINANCE BANK											
31	JANA SFB	118432	110446	93.26	70590	59.60	26098	22.04	13758	11.62	7986	6.74
32	UTKARSH SFB	529058	528989	99.99	313054	59.17	31795	6.01	184140	34.81	69	0.01
33	UJJIVAN SFB	203381	183167	90.06	134702	66.23	17544	8.63	30921	15.20	20214	9.94
34	ESAF SFB	22570	21965	97.32	18416	81.60	2943	13.04	606	2.68	605	2.68
35	UNITY SFB	44728	31872	71.26	15698	35.10	4290	9.59	11884	26.57	12856	28.74
	Total Small Financial Bank	918169	876439	95.46	552460	60.17	82670	9.00	241309	26.28	41730	4.54
	TOTAL FOR BIHAR	28772960	16395053	56.98	7957842	27.66	6159229	21.41	2277982	7.92	12377907	43.02

STATE LEVEL BANKERS' COMMITTEE BIHAR, PATNA
(CONVENOR- STATE BANK OF INDIA), FY: 2023-24
BANK WISE PERFORMANCE - ANNUAL CREDIT PLAN AS ON: 31.03.2024

Sl. BANK NAME	AGRICULTURE			M S E			O P S			T P S			N P S			GRAND TOTAL		
	TARGET	ACHIE	%ACH	TARGET	ACHIE	%ACH	TARGET	ACHIE	%ACH	TARGET	ACHIE	%ACH	TARGET	ACHIE	%ACH	TARGET	ACHIE	%ACH
1 LEAD BANKS																		
1 STATE BANK OF INDIA	1010591	545353	53.96	1447071	1409303	97.02	2898553	2336021	80.59	1378747	1651164	119.76	4277500	3987185	93.22			
2 CENTRAL BANK OF INDIA	369585	313679	84.87	717014	669022	93.31	1188098	1091209	91.85	385812	263843	75.59	1546610	1355052	87.61			
3 PUNJAB NATIONAL BANK	723307	526203	72.75	1267557	1327658	103.11	141557	134176	94.79	2152421	1988037	92.36	666687	838587	125.78	2819108	2826624	100.27
4 CANARA BANK	334812	266808	80.29	439591	440094	100.11	96605	93669	96.95	871008	807571	92.72	257965	398815	154.60	1128973	1206386	106.86
5 UCO BANK	943274	233455	68.01	2740117	221583	80.86	27346	59611	197.14	644637	508949	78.95	78785	134442	170.64	723422	643391	88.94
6 BANK OF BARODA	444305	318447	71.67	517387	460479	89.00	83130	86206	103.70	1044822	865132	82.80	155068	218654	141.01	1199890	1083786	90.32
7 UNION BANK OF INDIA	123894	85277	68.83	2623119	210879	80.39	67703	56489	83.44	453916	352645	77.69	154181	256816	166.57	600097	609461	100.22
8 BANK OF INDIA	252817	190967	75.54	336991	283264	84.06	11767	8033	68.27	601575	482264	80.17	184326	216225	117.31	785901	698489	88.88
9 BANK OF MAHARASHTRA	1638	11203	683.94	18234	29316	160.78	5883	51115	868.86	29755	91634	355.79	90055	206627	229.45	115810	298261	257.54
10 INDIAN BANK	462562	244664	52.89	525999	383309	73.35	11523	18917	164.17	996684	646890	64.90	447705	380828	85.06	1444389	1027718	71.15
11 INDIAN OVERSEAS BANK	57133	46074	80.64	104772	100606	96.02	18144	23410	129.02	180049	170090	94.47	28214	66244	234.79	208263	236934	113.48
12 PUNJAB AND SIND BANK	1147	740	64.52	35564	6094	17.14	12072	3689	30.56	48783	10523	21.57	2794	5969	213.64	51577	16492	31.98
Total Public Sector Bank	4125065	2784870	67.51	5963116	5536207	92.84	1018120	1029888	101.16	11106301	9350965	84.20	3803039	4638214	121.96	14909340	13989179	93.83
PRIVATE BANKS																		
13 IDBI	45951	31509	68.57	108607	99706	91.80	2800	2047	73.11	157358	133262	84.69	42980	16102	37.46	200338	149564	74.56
14 ICI BANK	78315	95125	121.46	440235	515382	117.07	10500	11829	112.65	529050	622336	117.63	579971	683684	127.09	1067021	1306020	122.40
15 FEDERAL BANK	8570	8947	81.06	14182	5622	39.64	4551	5237	115.07	27303	17806	65.22	14766	16398	111.05	42069	34204	81.30
16 JAMMU KASHMIR BANK	0	1	0.00	2244	1294	57.66	154	150	97.40	2398	1445	60.26	1299	1299	99.31	3697	2735	73.98
17 SOUTH INDIAN BANK	15	10	66.67	2380	708	29.75	64	41	64.06	2459	759	30.87	1073	958	89.28	3532	3717	48.61
18 AXIS BANK	33959	158389	465.41	101367	267243	263.64	23034	50069	217.37	158360	475701	300.39	113120	1310823	274.77	271480	786524	289.72
19 HDFC BANK	211016	256215	121.42	529107	575473	108.76	5632	21974	390.16	745755	853662	114.47	561376	958871	166.71	1307151	1789533	136.91
20 INDUSIND BANK	712972	828098	116.15	343089	159890	55.35	5	311	6220.00	1056066	1018299	96.42	132251	221057	167.15	1188317	1239355	104.20
21 KARNATAKA BANK	854	561	65.69	738	483	65.45	426	249	58.45	2018	1293	64.07	1214	1264	104.12	3232	2557	79.12
22 KOTAK MAHINDRA	155278	186221	119.93	28504	41129	144.29	17795	13094	73.58	201577	240444	119.28	12517	23225	185.55	214094	263669	123.16
23 YES BANK	2747	11778	428.76	42567	23861	56.06	479	1909	20.41	45363	30549	78.59	468705	30502	6.51	514068	66151	12.87
24 BANDHAN BANK	366350	165203	45.09	534665	145384	27.19	532843	567410	106.49	1433858	877997	61.23	212658	262814	123.59	1646516	1140811	69.29
25 RBL BANK	141089	253478	179.66	743	944	127.05	1197	1185	99.00	143029	255607	178.71	9916	1941	19.57	152945	257548	168.39
26 IDFC FIRST BANK Ltd	11272	55906	495.97	2167	5919	273.14	25	316	1264.00	13464	62141	461.53	22276	56589	254.04	35740	118730	332.20
27 Karur Vysya Bank	0	0	0.00	183	11	6.01	69	44	63.77	252	55	21.83	19	77	405.26	271	132	48.71
Total Private Sector Bank	1768388	2049441	115.89	2150778	1873049	87.09	599144	673966	112.49	4518310	4596456	101.73	2132141	2562395	120.19	6650451	7159051	107.65
Total COMMI. BANKS	5893453	4834311	82.03	8113894	7409256	91.32	1617264	1703854	105.35	15624611	13947421	89.27	5935180	7200809	121.32	21559791	21148230	98.09
CO-OPERATIVE BANKS																		
28 STATE CO-OP. BANK	475238	707879	148.95	0	0	0.00	140938	45459	32.25	616176	753338	122.26	1635	19867	1215.11	617811	773205	125.15
Total Cooperative Bank	475238	707879	148.95	0	0	0.00	140938	45459	32.25	616176	753338	122.26	1635	19867	1215.11	617811	773205	125.15
REGIONAL RURAL BANKS																		
29 DAKSHIN BIHAR GRAMIN BANK	1137341	1150684	103.35	297269	50747	17.36	11770	21254	180.58	1417380	1226885	86.26	4876	15917	326.44	1422256	1238602	87.09
30 UTTAR BIHAR GRAMIN BANK	1372805	1156834	84.27	296131	180669	62.12	2950	5438	184.34	1566586	1342941	80.58	35408	48393	139.50	4701984	1393334	81.81
Total Region Rural Bank	2486146	2307518	92.82	583100	231416	39.69	14720	26692	181.33	3083966	2565626	83.19	40284	65310	162.12	3124250	2630936	84.21
SMALL FINANCE BANK																		
31 JANIA SFB	46815	60588	129.42	14211	11285	79.41	14195	13402	94.41	75221	85275	113.37	8080	5147	63.70	83301	90422	108.55
32 UTKARSH SFB	385483	297261	77.11	219636	25507	11.61	135606	148473	109.49	740725	471241	63.62	251	4081	1625.90	740976	475322	64.15
33 UJJWAN SFB	120835	114771	94.98	12500	15443	123.54	28980	24784	85.52	162315	154998	95.49	14300	9148	63.97	176615	164146	92.94
34 ESAF SFB	7030	18789	267.27	4629	2179	46.77	237	618	208.08	11986	21586	180.09	270	842	311.85	12256	22428	183.00
35 UNITY SFB	0	22017	0.00	0	2382	0.00	0	11394	0.00	0	35793	0.00	0	12836	0.00	0	48629	0.00
Total Small Financial Bank	560163	513426	91.66	251006	56796	22.63	179078	198671	110.94	990247	768893	77.65	22901	32054	139.97	1013148	800947	79.06
TOTAL FOR BIHAR	9415000	8363134	88.83	8948000	7697468	86.02	1952000	1974676	101.16	20315000	18035278	88.78	6000000	7318040	121.97	26315000	25353318	96.35

STATE LEVEL BANKERS' COMMITTEE BIHAR, PATNA
(CONVENOR- STATE BANK OF INDIA) FY: 2023-24

DISTRICTWISE PERFORMANCE UNDER ANNUAL CREDIT PLAN AS ON 31.03.2024

(Rs.in Lakh)

SL	DISTRICT NAME	AGRICULTURE			MSME			O P S			TPS			N P S			GRAND TOTAL		
		TARGET	ACHIE	%ACH	TARGET	ACHIE	%ACH	TARGET	ACHIE	%ACH	TARGET	ACHIE	%ACH	TARGET	ACHIE	%ACH	TARGET	ACHIE	%ACH
1	Araria	170333	156358	91.80	180197	164224	91.14	57812	72475	125.36	408342	393057	96.26	108964	97981	89.92	517306	491038	94.92
2	Arwal	62420	58202	93.24	62970	37327	59.28	11919	8798	73.81	137309	104327	75.98	137897	27482	72.52	175206	131809	75.23
3	Aurangabad	209264	197699	94.47	192597	164787	85.56	41793	32006	76.58	443654	394492	88.92	1113669	114215	102.56	555023	508707	91.66
4	Bank	138984	131335	94.50	128024	74646	58.31	28935	24893	86.03	295943	230874	78.01	70438	86333	122.57	366381	317207	86.58
5	Begusaral	292941	324626	110.82	272692	262934	96.42	60504	57091	94.36	626137	644651	102.96	160382	147489	91.96	786519	792140	100.71
6	Bhagalpur	329827	236010	71.56	352870	292826	83.27	72661	103451	142.37	755358	633287	83.84	222522	318927	143.32	977880	952214	97.38
7	Bhojpur	306665	249480	81.35	242964	161662	66.54	50481	51970	102.95	600110	463112	77.17	130020	114750	88.26	474160	359660	75.85
8	Buxar	172983	137494	79.48	165651	107267	64.75	30266	25404	83.94	368700	270165	73.24	105260	65795	62.51	474130	359660	75.85
9	Darbhanga	298212	234361	78.59	264298	168591	101.62	49461	65878	133.19	611971	568830	92.95	159612	167694	105.06	771583	736524	95.46
10	East Champaran	335579	299786	89.33	319135	249629	78.22	80557	73020	90.64	735271	622435	84.65	209187	154473	73.84	944458	776908	82.26
11	Gaya	379276	362256	95.51	384508	324658	84.43	65097	82394	126.57	828881	769308	92.81	338571	350903	103.47	1167452	1119611	95.90
12	Gopalganj	219567	194645	88.65	173790	121586	69.96	47487	33132	69.77	440844	349363	79.25	106125	128658	121.23	546969	478021	87.39
13	Jamui	129686	93201	71.87	103602	56486	54.52	27812	27274	98.07	261100	176961	67.78	61112	76276	124.81	322212	253237	78.59
14	Jehanabad	115507	77002	66.66	111763	79269	70.93	13381	13383	72.81	245651	169654	69.06	70326	62613	89.03	315977	232267	73.51
15	Kaimur	128886	150770	116.98	128945	89575	69.47	29145	17465	59.92	286976	257810	89.84	75980	40069	52.77	362906	297879	82.08
16	Katihar	198313	195452	98.56	221468	190954	86.22	60507	55259	91.33	480288	441665	91.96	141074	105474	74.77	621362	547139	88.05
17	Khagaria	121722	113905	93.58	116235	77522	66.69	31260	27150	86.85	269217	218577	81.19	70643	82921	117.38	339860	301498	88.71
18	Kishanganj	110837	97469	87.94	118520	83577	70.52	41239	44533	107.99	270596	245179	83.36	70624	55263	78.25	341220	280P42	82.31
19	Lakhisarai	84617	75267	88.95	76297	47478	62.15	17990	18442	102.91	179004	151587	78.87	45601	34432	75.51	224605	175619	78.19
20	Madhepura	125430	142784	113.84	128571	66439	51.67	35362	48153	136.17	289363	257376	88.95	90253	59158	65.55	379616	316534	83.38
21	Madhubani	328904	257528	78.30	262234	184970	70.54	56266	30712	54.58	647404	473210	73.09	153951	89565	58.18	801355	562775	70.23
22	Munger	144574	87572	60.57	142225	72426	50.92	32313	30118	93.21	319112	190116	59.58	86505	106546	123.17	405617	296662	73.14
23	Muzaffarpur	533667	399831	74.92	485485	510426	105.14	96939	154124	158.99	1116091	1064381	95.37	407838	584288	143.26	1523929	1648669	108.19
24	Nalanda	285608	192060	67.25	232727	178003	76.49	52166	43463	83.32	570501	413526	72.48	133786	111923	83.66	704287	525449	74.61
25	Nawada	153103	148517	97.00	124122	97411	78.48	30410	30055	98.83	307135	275983	89.71	67434	62749	93.05	375069	338732	90.31
26	Patna	1404392	1016720	72.40	1530532	1778776	116.22	249711	297481	119.13	3181635	3092977	97.12	1296582	2739203	211.26	4481217	5832180	130.15
27	Purnea	281070	205213	73.01	272197	297895	109.44	73904	66830	90.43	627171	569958	90.87	169180	114378	67.61	796351	684316	85.93
28	Rohtas	263139	260277	98.91	240183	206301	85.89	52860	36372	68.81	556182	502950	90.43	136450	95915	70.29	692632	598805	86.46
29	Saharsa	112242	118489	105.57	116685	87420	74.92	28271	35471	125.47	257198	241380	93.85	80896	75824	93.73	338094	317204	93.82
30	Samastipur	320038	330789	103.36	306251	238011	77.72	69945	63473	90.75	696234	632273	90.81	178403	165869	92.97	874637	798142	91.25
31	Saran	317812	252078	79.32	290778	213013	73.26	74508	66970	89.88	683098	532061	77.89	168497	153217	90.93	851595	685278	80.47
32	Sheikhpura	65399	53170	81.30	60326	49218	81.59	12920	9333	72.24	138645	111721	80.58	35681	23032	64.55	143426	134753	77.30
33	Sheohar	54733	45751	83.59	50992	29203	57.27	8147	12024	147.59	113872	86978	76.38	30024	26421	88	143896	113399	78.81
34	Sitamarhi	192771	159604	82.79	174524	157449	90.22	37157	30034	80.83	404452	347087	85.82	103938	81753	78.66	508390	428840	84.35
35	Siwan	347574	345067	99.28	256028	193843	75.71	63666	55079	86.50	667268	595983	89.02	149483	185454	124.06	816751	779437	95.43
36	Supaul	123668	127389	103.01	138438	93204	67.33	32056	32056	100.00	671773	874000	131.00	185214	146258	78.97	385033	317351	82.42
37	Valshali	302418	592644	195.97	296217	73.94	68538	62331	90.94	294162	246292	83.73	90871	71059	78.2	385033	317351	82.42	
38	West Champaran	252839	242333	95.84	222859	168437	75.58	53554	42942	80.18	529252	453712	85.73	139357	194280	139.41	668609	647992	96.92
	TOTAL FOR BIHAR	9415000	8363134	88.83	8948000	7697468	86.02	1952000	1974676	101.16	20315000	18035278	88.78	6000000	7318040	121.97	26315000	25353318	96.35

STATE LEVEL BANKERS' COMMITTEE BIHAR, PATNA
(CONVENDOR- STATE BANK OF INDIA) FY : 2023-24
NON PRIORITY SECTOR LENDING
BANK WISE PERFORMANCE - ANNUAL CREDIT PLAN AS ON 31.03.2024

Sl	BANK NAME	AGRICULTURE		MSME		EDUCATION		HOUSING		PERSONAL LOAN		OTHERS		TOTAL							
		TARGET	ACHIE	%ACH	TARGET	ACHIE	%ACH	TARGET	ACHIE	%ACH	TARGET	ACHIE	%ACH	TARGET	ACHIE	%ACH					
		Rs. In Lakh																			
1	LEAD BANKS																				
1	STATE BANK OF INDIA	0	54515	0.00	0	0.00	13780	5793	42.04	55024	154932	281.57	358474	1307107	364.63	951469	128417	13.50	1378747	1651164	119.76
2	CENTRAL BANK OF INDIA	0	0	0.00	0	0.00	3584	0	0.00	14130	0	0.00	93216	47769	51.25	247582	216074	87.27	358512	263843	73.59
3	PUNJAB NATIONAL BANK	0	409752	0.00	0	0.00	6668	1672	25.07	26926	50132	186.18	173344	35026	20.21	459749	342005	74.39	666687	838587	125.78
4	CANARA BANK	0	0	0.00	0	0.00	2581	0	0.00	10317	23265	225.50	67072	0	0.00	177995	375550	210.99	257965	398815	154.60
5	UCO BANK	0	0	0.00	0	0.00	803	0	0.00	3330	10980	329.73	21015	1108	5.27	53637	123354	228.11	78785	134442	170.64
6	BANK OF BARODA	0	0	0.00	0	0.00	1550	259	16.71	6149	2045	33.26	40320	22089	54.78	107049	194261	181.47	155068	218654	141.01
7	UNION BANK OF INDIA	0	25	0.00	0	0.00	1517	2066	136.19	6096	3032	49.74	39600	31833	80.39	106968	219860	205.54	154181	256816	166.57
	OTHER BANKS																				
8	BANK OF INDIA	0	0	0.00	0	0.00	1839	528	28.71	7402	17398	235.04	47925	35804	74.71	127160	162495	127.79	184326	216225	117.31
9	BANK OF MAHARASHTRA	0	0	0.00	0	0.00	924	0	0.00	3293	0	0.00	23983	0	0.00	61855	206627	334.05	90055	206627	229.45
10	INDIAN BANK	0	1521	0.00	0	0.00	4475	493	11.02	17857	145086	812.49	116408	108297	93.03	308965	125431	40.60	447705	380828	85.06
11	INDIAN OVERSEA BANK	0	0	0.00	0	0.00	283	185	65.37	1110	725	65.32	7337	8695	118.51	19484	56639	290.69	28214	66244	234.79
12	PUNJAB AND SINI BANK	0	0	0.00	0	0.00	32	45	140.63	301	567	188.37	729	122	16.74	1732	5235	302.25	2794	5969	213.64
	Total Public Sector Bank	0	466213	0.00	0	0.00	38036	11041	29.03	151935	408162	288.64	989423	1597850	161.49	2623645	2154948	82.14	3803039	4638214	121.96
	PRIVATE BANKS																				
13	IDBI	0	0	0.00	0	0.00	435	130	29.89	2260	8399	371.64	11500	1355	11.78	28785	6218	21.60	42980	16102	37.46
14	(CICI) BANK	0	0	0.00	0	0.00	5953	3729	62.64	23869	61616	258.14	154866	117292	75.74	353283	501047	141.83	537971	683684	127.09
15	FEDERAL BANK	0	0	0.00	0	0.00	149	9	6.04	563	705	125.22	3840	639	16.64	10214	15045	147.30	14766	16398	111.05
16	JAMMU KASHMIR BANK	0	0	0.00	0	0.00	13	60	461.54	52	90	173.08	338	250	73.96	896	890	99.33	1299	1290	99.31
17	SOUTH INDIAN BANK	0	0	0.00	0	0.00	11	0	0.00	43	0	0.00	279	0	0.00	740	958	129.46	1073	958	89.28
18	AXIS BANK	0	0	0.00	0	0.00	1130	0	0.00	4533	0	0.00	29417	0	0.00	78040	310823	398.29	113120	310823	274.77
19	HDFC BANK	0	5426	0.00	0	0.00	5944	35	0.59	23772	28518	119.96	154483	218335	141.33	377177	683557	181.23	561376	938871	166.71
20	INDUSIND BANK	0	0	0.00	0	0.00	1354	0	0.00	5364	0	0.00	35248	0	0.00	90285	221057	244.84	132251	16715	12.64
21	KARNATAKA BANK	0	0	0.00	0	0.00	12	0	0.00	49	449	916.33	316	97	30.70	837	718	85.78	1214	1264	104.12
22	KOTAK MAHINDRA	0	0	0.00	0	0.00	124	0	0.00	510	0	0.00	3258	23225	712.86	8625	0	0.00	12517	23225	185.55
23	YES BANK	0	0	0.00	0	0.00	5859	0	0.00	23435	0	0.00	152329	7692	5.05	287082	22810	7.95	468705	30502	6.51
24	BANDHAN BANK	0	0	0.00	0	0.00	2188	0	0.00	8531	6700	78.54	56942	3668	6.44	144997	252446	174.10	212658	262814	123.59
25	RBL BANK	0	468	0.00	0	0.00	99	0	0.00	396	0	0.00	2579	0	0.00	8464	56589	668.58	22276	56589	254.04
26	IDFC FIRST BANK Ltd	0	0	0.00	0	0.00	446	0	0.00	1782	0	0.00	11584	0	0.00	8464	56589	668.58	22276	56589	254.04
27	Karur Vysya Bank	0	1	0.00	0	0.00	0	0	0.00	1	76	7600.00	5	0	0.00	13	0	0.00	19	77	405.26
	Total Private Sector Bank	0	5895	0.00	0	0.00	23717	3963	16.71	95160	106553	111.97	616984	372553	60.38	1396280	2073631	148.51	2132141	2562595	120.19
	Total COMM. BANKS	0	472108	0.00	0	0.00	61753	15004	24.30	247095	514715	208.31	1606407	1970403	122.66	4019925	4228575	105.19	5935180	7200809	121.32
	CO-OPERATIVE BANKS																				
28	STATE CO-OP. BANK	0	0	0.00	0	0.00	12	0	0.00	65	385	592.31	425	1270	298.82	1133	18212	1607.41	1635	19867	1215.11
	Total Cooperative Bank	0	0	0.00	0	0.00	12	0	0.00	65	385	592.31	425	1270	298.82	1133	18212	1607.41	1635	19867	1215.11
	REGIONAL RURAL BANKS																				
29	DAKSHIN BIHAR GRAMIN BANK	0	0	0.00	0	0.00	49	0	0.00	202	0	0.00	1267	3049	240.65	3358	12868	383.20	4876	15917	326.44
30	UTTAR BIHAR GRAMIN BANK	0	0	0.00	0	0.00	354	0	0.00	1409	2732	193.90	9206	3429	37.25	24439	43232	176.90	35408	49393	139.50
	Total Region Rura Bank	0	0	0.00	0	0.00	403	0	0.00	1611	2732	169.58	10473	6478	61.85	27797	56100	201.82	40284	65310	162.12
	SMALL FINANCE B ANK																				
31	JANA SFB	0	0	0.00	0	0.00	1	0	0.00	41	1195	2914.63	67	0	0.00	7971	3952	49.58	8080	5147	63.70
32	UTKARSH SFB	0	0	0.00	0	0.00	6	0	0.00	6	0	0.00	20	0	0.00	219	4081	1863.47	251	4081	1625.90
33	UJIVAN SFB	0	0	0.00	0	0.00	81	0	0.00	366	4347	1187.70	2161	96	4.44	11692	4705	40.24	14300	9148	63.97
34	ESAF SFB	0	0	0.00	0	0.00	0	0	0.00	9	0	0.00	72	842	1169.44	189	0	0.00	270	842	311.85
35	UNITY SFB	0	0	0.00	0	0.00	0	0	0.00	0	0	0.00	0	0	0.00	0	0	0.00	0	12836	0.00
	Total Small Financial Bank	0	0	0.00	0	0.00	88	0	0.00	422	5542	1313.27	2320	938	40.43	20071	25574	127.42	22901	32054	139.97
	TOTAL FOR BIHAR	0	472108	0	0	0.00	62256	15004	24.10	249193	523374	210.03	1619625	1979089	122.19	4068926	4328465	106.38	6000000	7318040	121.97

STATE LEVEL BANKERS' COMMITTEE BIHAR, PATNA									
(CONVENOR- STATE BANK OF INDIA) FY : 2023-24									
BANK WISE ACHIEVEMENT UNDER ANNUAL CREDIT PLAN AS ON : 31.03.2024									
(Rs. In Lakh)									
Sl	BANK NAME	Weakr Sect.	WOMEN	SC	ST	OBC	MINORITY	EXSER	HANDICAP
	LEAD BANKS								
1	STATE BANK OF INDIA	533577	198964	89583	7661	196945	51646	23026	1911
2	CENTRAL BANK OF INDIA	43807	41034	6895	974	4418	1160	38	76
3	PUNJAB NATIONAL BANK	18993	17356	1374	270	8519	3357	39	295
4	CANARA BANK	54562	33745	17839	7891	11156	2267	339	189
5	UCO BANK	69386	186	529	128	35576	0	0	0
6	BANK OF BARODA	24481	1792	1424	117	3110	901	0	0
7	UNION BANK OF INDIA	23608	12419	1122	32	21057	5170	1925	578
	OTHER BANKS								
8	BANK OF INDIA	160626	107054	7206	986	67123	16684	0	211
9	BANK OF MAHARASHTRA	74	84	544	47	37	909	0	0
10	INDIAN BANK	19874	7884	16843	1035	25016	26154	0	0
11	INDIAN OVERSEAS BANK	11043	54652	7119	2093	15467	4376	8385	7118
12	PUNJAB AND SIND BANK	27	1913	156	16	177	178	0	0
	Total Public Sector Bank	960058	477083	150634	21250	388601	112802	33752	10378
	PRIVATE BANKS								
13	IDBI	6146	5636	961	141	6343	1248	0	0
14	ICICI BANK	55385	230955	1963	346	38	24862	0	0
15	FEDERAL BANK	31	89	23	18	62	0	0	0
16	JAMMU KASHMIR BANK	4	2	1	1	1	1	0	0
17	SOUTH INDIAN BANK	1	1	1	1	1	1	1	1
18	AXIS BANK	139697	1	1	10	1	1	0	0
19	HDFC BANK	199750	159695	399	24	151624	6588	0	0
20	INDUSIND BANK	822800	12742	270429	102686	2781	228164	0	0
21	KARNATAKA BANK	4	2	1	1	1	1	0	0
22	KOTAK MAHINDRA	197920	188566	8950	2752	1	4437	0	0
23	YES BANK	11410	6	176	1	1	324	0	0
24	BANDHAN BANK	5820	873886	39856	4503	1	1	1	1
25	RBL BANK	250610	245364	37285	4164	198204	58893	0	0
26	IDFC FIRST BANK Ltd	53747	62128	10858	1733	45167	7597	0	0
27	Karur Vysya Bank	1	30	1	1	5	0	0	0
	Total Private Sector Bank	1743326	1779103	370885	116382	404231	332118	2	2
	Total COMM. BANKS	2703384	2256186	521519	137632	792832	444920	33754	10380
	CO-OPERATIVE BANKS								
28	STATE CO-OP. BANK	138842	10554	18997	4222	14776	6332	0	0
	Total Cooperative Bank	138842	10554	18997	4222	14776	6332	0	0
	REGIONAL RURAL BANKS								
29	DAKSHIN BIHAR GRAMIN BANK	113159	16194	3631	362	65399	14679	0	0
30	UTTAR BIHAR GRAMIN BANK	1080956	151068	186669	125343	681533	122803	14619	0
	Total Region Rural Bank	1194115	167262	190300	125705	746932	137482	14619	0
	SMALL FINANCE BANK								
31	JANA SFB	68808	70090	6602	1919	20396	14030	0	0
32	UTKARSH SFB	419074	419074	64203	8738	230495	25410	0	0
33	UJJVAN SFB	119142	153872	26253	7155	91817	22306	0	0
34	ESAF SFB	19218	19218	2131	546	8638	5935	0	0
35	UNITY SFB	33397	33385	4588	1925	22278	7474	0	0
	Total Small Financial Bank	659639	695639	103777	20333	373624	75155	0	0
	TOTAL FOR BIHAR	4695980	3129641	834593	287892	1928164	663889	48373	10380

STATE LEVEL BANKERS' COMMITTEE BIHAR, PATNA									
(CONVENOR- STATE BANK OF INDIA) : FY - 2023-24									
DISTRICTWISE PERFORMANCE UNDER ANNUAL CREDIT PLAN AS ON 31.03.2024									
(Rs in Lakh)									
SL	DISTRICT NAME	WEAKER SECTION	WOMEN	SC	ST	OBC	MINORITY	EXSER	HANDICAP
1	Araria	106893	101806	11251	5036	42638	16871	492	78
2	Arwal	9829	10290	2071	265	4094	1016	91	89
3	Aurangabad	44143	37956	8281	1289	19607	4650	12	69
4	Banka	42946	31739	2999	975	22829	1950	227	167
5	Begusarai	88844	100394	8797	1416	37754	8910	640	133
6	Bhagalpur	73832	96368	6455	1859	35675	10153	402	310
7	Bhojpur	78370	46012	19455	6556	17497	12121	214	103
8	Buxar	26675	29891	3758	922	10758	2063	124	94
9	Darbhanga	186801	126918	26060	12205	78313	19112	1467	232
10	East Champaran	197936	142181	26835	13630	111779	23327	1457	192
11	Gaya	179108	92487	45163	14847	33373	33472	778	845
12	Gopalganj	138734	83119	21720	9843	62475	16946	972	46
13	Jamui	33345	33266	6521	1485	13983	1934	2	27
14	Jehanabad	12480	13572	2622	470	5759	2311	122	64
15	Kaimur	31239	23060	5728	1036	14225	2178	54	2
16	Katihar	102597	115558	11869	5538	34825	13707	572	23
17	Khagaria	39165	42437	2619	864	20079	1659	171	73
18	Kishanganj	41304	68761	9049	3609	20245	8750	433	21
19	Lakhisarai	15191	19253	2338	562	6812	888	59	34
20	Madhepura	126015	61699	11753	5139	47100	11929	496	17
21	Madhubani	297095	74181	25141	15204	97155	19372	1918	326
22	Munger	30087	22364	2371	718	11415	1593	18	17
23	Muzaffarpur	276430	182462	38713	14162	142401	36758	1765	416
24	Nalanda	41797	46572	8757	1239	17917	6364	294	359
25	Nawada	28659	31166	5705	959	12115	2721	326	308
26	Patna	647928	655884	158161	27021	410646	127335	25423	4589
27	Purnea	109257	110594	14440	7254	57902	22690	830	203
28	Rohtas	51406	40434	7573	1155	20901	4834	132	82
29	Saharsa	64125	45538	9265	4728	36230	6860	365	6
30	Samastipur	107927	107952	13799	2223	61972	11655	494	230
31	Saran	193882	155317	26920	11657	85762	14623	1283	91
32	Sheikhpura	12701	11194	2545	356	3773	683	27	6
33	Sheohar	24045	7978	3724	2140	13085	2012	329	48
34	Sitamarhi	203459	55318	12868	6455	52318	9537	724	45
35	Siwan	296419	114749	75672	30573	88067	63274	1269	78
36	Supaul	59451	32383	9345	5102	33242	6708	492	13
37	Vaishali	512679	92258	149219	58859	63376	113812	1191	136
38	West Champaran	163186	66530	35031	10541	80067	19111	2708	808
	TOTAL FOR BIHAR	4695980	3129641	834593	287892	1928164	663889	48373	10380

STATE LEVEL BANKERS' COMMITTEE BIHAR, PATNA				
(CONVENOR- STATE BANK OF INDIA) : FY - 2023-24				
LENDING TO MINORITY COMMUNITIES				
AS ON 31.03.2024				
(Rs in Lakh)				
SL. No.	Minority Concentrated Districts in Bihar	Priority Sector Advance (A) (Disbursed)	Out of (A) Total Advances to Minority	%age Share of Minority Advance
		Amt.	Amt.	Amt.
1	Araria	393057	16871	4.29
2	Arwal	104327	1016	0.97
3	Aurangabad	394492	4650	1.18
4	Banka	230874	1950	0.84
5	Begusarai	644651	8910	1.38
6	Bhagalpur	633287	10153	1.60
7	Bhojpur	463112	12121	2.62
8	Buxar	270165	2063	0.76
9	Darbhanga	568830	19112	3.36
10	East Champaran	622435	23327	3.75
11	Gaya	769308	33472	4.35
12	Gopalganj	349363	16946	4.85
13	Jamui	176961	1934	1.09
14	Jehanabad	169654	2311	1.36
15	Kaimur	257810	2178	0.84
16	Katihar	441665	13707	3.10
17	Khagaria	218577	1659	0.76
18	Kishanganj	225579	8750	3.88
19	Lakhisarai	141187	888	0.63
20	Madhepura	257376	11929	4.63
21	Madhubani	473210	19372	4.09
22	Munger	190116	1593	0.84
23	Muzaffarpur	1064381	36758	3.45
24	Nalanda	413526	6364	1.54
25	Nawada	275983	2721	0.99
26	Patna	3092977	127335	4.12
27	Purnea	569938	22690	3.98
28	Rohtas	502950	4834	0.96
29	Saharsa	241380	6860	2.84
30	Samastipur	632273	11655	1.84
31	Saran	532061	14623	2.75
32	Sheikhpura	111721	683	0.61
33	Sheohar	86978	2012	2.31
34	Sitamarhi	347087	9537	2.75
35	Siwan	593983	63274	10.65
36	Supaul	246292	6708	2.72
37	Vaishali	874000	113812	13.02
38	West Champaran	453712	19111	4.21
	TOTAL FOR BIHAR	18035278	663889	3.68

(CONVENEROR: STATE BANK OF INDIA) FY: 2023-24

NON-PERFORMING ASSETS IN VARIOUS SECTOR & WRITTEN OFF AS ON 31.03.2024

(Amount in Rs. Lakhs)

Sl. No.	BANKS / CO-OP BANKS	1			2			3			4			5			6					
		AGRICULTURE			MSME			OP5			TOTAL PRIORITY SECTOR			NPS			NPA IN TOTAL ADVANCE			WRITTEN OFF ADVANCE		
		TOTAL O/S	TOTAL NPA	%AGE	TOTAL O/S	TOTAL NPA	%AGE	TOTAL O/S	TOTAL NPA	%AGE	TOTAL O/S	TOTAL NPA	%AGE	TOTAL O/S	TOTAL NPA	%AGE	TOTAL O/S	TOTAL NPA	%AGE	TOTAL O/S	TOTAL NPA	%AGE
LEADER BANKS																						
1	STATE BANK OF INDIA	734674	166698	22.69	913843	29312	3.21	457625	3178	0.69	2106142	199188	9.46	4337969	25429	0.59	6444111	224617	3.49	50182		
2	CENTRAL BANK OF INDIA	561425	163931	29.20	293735	43448	14.79	80466	10446	12.98	935626	217825	23.28	227820	6115	2.68	1163446	223940	19.25	4900		
3	PUNJAB NATIONAL BANK	547839	228841	41.77	531225	82190	15.47	131946	2368	1.79	1211010	313399	25.88	1143086	27688	2.42	2354096	341087	14.49	9856		
4	CANARA BANK	206217	36617	17.76	297145	27206	9.16	87408	695	0.80	590770	64518	10.92	1034583	7183	0.69	1625353	71701	4.41	0		
5	UCO BANK	185400	52044	28.07	153820	17898	11.64	55844	1802	3.23	395066	17144	18.16	94621	1081	1.14	489685	72825	14.87	5021		
6	BANK OF BARODA	254300	27827	10.94	487514	32895	6.75	159232	6065	3.81	901046	66787	7.41	238544	6480	2.72	1139590	73267	6.43	6150		
7	UNION BANK OF INDIA	156872	44731	28.51	192982	23188	12.02	60625	3165	5.22	410479	71084	17.32	181631	8280	4.56	592110	79364	13.40	0		
OTHER BANKS																						
8	BANK OF INDIA	288294	56938	19.75	347791	41759	12.01	72168	3111	4.31	708253	101808	14.37	444376	4579	1.03	1152629	106387	9.23	0		
9	BANK OF MAHARASHTRA	11203	136	1.21	29316	835	2.85	43070	368	0.85	83589	1339	1.60	214672	78	0.04	298261	1417	0.48	0		
10	INDIAN BANK	244664	74976	30.64	383309	43892	11.45	57833	3898	6.74	685806	122766	17.90	626598	4213	0.67	1312404	126979	9.68	5294		
11	INDIAN OVERSEAS BANK	16100	2906	18.05	50071	5476	10.94	105400	831	0.79	171571	9213	5.37	24983	683	2.74	196534	9896	5.04	662		
12	PUNJAB AND SIND BANK	827	95	10.25	15239	898	5.89	9611	1108	11.53	25777	2101	8.15	7467	924	12.37	35244	3025	9.10	0		
Total Public Sector Bank																						
PRIVATE BANKS																						
13	IDBI	46037	4918	10.68	57281	4059	7.09	33085	621	1.88	136403	9598	7.04	116947	3030	2.59	253350	12628	4.98	0		
14	ICICI BANK	126921	6297	4.96	483884	4507	0.93	28969	500	1.73	639774	11304	1.77	988996	16774	1.70	1628770	28078	1.72	0		
15	FEDERAL BANK	8201	31	0.38	7622	53	0.70	11827	47	0.40	27650	131	0.47	21397	343	1.60	49047	474	0.97	0		
16	JAMMU KASHMIR BANK	1	0	0.00	819	28	3.42	616	2	0.32	1436	30	2.09	1169	0	0.00	2605	30	1.15	0		
17	SOUTH INDIAN BANK	0	0	0.00	896	0	0.00	0	0	0.00	896	0	0.00	190	0	0.00	1086	0	0.00	0		
18	AXIS BANK	160915	7845	4.88	171753	3642	2.12	11333	583	5.14	344001	12070	3.51	741058	3204	0.43	1085059	15274	1.41	0		
19	HDFC BANK	319228	6545	2.05	598122	6304	1.05	44850	1155	2.58	962200	14004	1.46	1102741	16916	1.53	2064941	30920	1.50	0		
20	INDUSIND BANK	723942	1862	0.26	136799	1679	1.23	816	0	0.00	861557	3541	0.41	205790	3843	1.87	1087347	7384	0.69	0		
21	KARNATAKA BANK	561	2	0.36	445	25	5.62	243	21	8.64	1249	48	3.84	1227	85	6.93	2476	133	5.37	0		
22	KOTAK MAHINDRA	207107	12430	6.00	34993	1711	4.89	13141	0	0.00	255241	14141	5.54	34159	1457	4.27	289400	15598	5.39	0		
23	YES BANK	11084	22	0.20	24617	152	0.62	36	8	22.22	35737	182	0.51	37856	635	1.68	73593	817	1.11	0		
24	BANDHAN BANK	159651	36	0.02	150653	6789	4.51	428617	5222	1.22	738921	12047	1.63	320790	7613	2.37	1059911	19660	1.86	0		
25	RBL BANK	290650	4984	1.71	93	0	0.00	1373	37	2.69	292116	5021	1.72	1173	9	0.77	293289	5030	1.72	0		
26	IDFC FIRST BANK Ltd	52107	121	0.23	8374	185	2.21	206	0	0.00	60687	306	0.50	44005	531	1.21	104692	837	0.80	0		
27	Karur Vysya Bank	0	0	0.00	677	0	0.00	0	3	0.44	1354	3	0.22	0	0	0.00	1354	3	0.22	0		
Total, Private Sector Bank																						
Total COMM. BANKS																						
CO-OPERATIVE BANKS																						
STATE CO-OP. BANK																						
28	STATE CO-OP. BANK	387696	31933	8.24	0	0	0.00	45210	0	0.00	432906	31933	7.38	17669	0	0.00	450375	31933	7.09	0		
Regional Rural Banks																						
Regional Rural Banks																						
29	DAKSHIN BIHAR GRAMIN BANK	949978	370328	38.98	142120	47527	33.44	75651	17347	22.93	1167745	435202	37.27	67468	1714	2.54	1235217	456916	35.37	0		
30	UTTAR BIHAR GRAMIN BANK	753388	129294	17.16	561421	57318	9.14	18795	5014	26.68	1335604	185616	13.92	57212	1881	3.29	1390816	187497	13.48	0		
Total Region Rural Bank																						
SMALL FINANCE BANK																						
SMALL FINANCE BANK																						
31	JANA SFB	70590	1254	1.78	26098	99	0.38	13758	600	4.36	110446	1953	1.77	7986	275	3.44	118432	2228	1.88	0		
32	UTKARSH SFB	131054	8300	6.33	31795	329	1.03	184140	4450	2.42	528989	13079	2.47	69	6	8.70	529058	13085	2.47	0		
33	JIVJAN SFB	34702	662	0.49	17544	22	0.13	30921	200	0.65	183167	884	0.48	20214	124	0.61	203381	1008	0.50	0		
34	ESAF SFB	18416	436	2.37	2943	249	8.46	606	26	4.29	21965	711	3.24	605	8	1.32	22570	719	3.19	0		
35	UNITY SFB	15698	195	1.24	4290	161	3.75	11884	306	2.57	31872	662	2.08	12856	41	0.32	44728	703	1.57	0		
Total Small Financial Bank																						
TOTAL FOR BIHAR																						
7957842 1443225 18.14 6159229 477836 7.76 2277982 73177 3.21 16395053 1994238 12.16 41730 454 1.09 918169 17743 1.93 28772960 2145460 7.46 82065 82065																						

STATE LEVEL BANKERS' COMMITTEE BIHAR, PATNA									
(CONVENOR- STATE BANK OF INDIA) FY : 2023-24									
INFORMATION REGARDING CERTIFICATE CASE FILED BY BANKS as on 31.03.2024									
(Rs. In Lakh)									
SL. NO.	Bank Name	No of cases pending As On 31.12.2023		No of cases filed during the quarter March 2024		No of Cases disposed during the quarter March 2024		No of Cases pending as at the end of the quarter March 2024	
		No	Amt	No	Amt	No	Amt	No	Amt
	LEAD BANKS								
1	STATE BANK OF INDIA	568590	395684	2354	1091	1571	418	569373	396360
2	CENTRAL BANK OF INDIA	54406	44338	12068	4592	4540	1732	61934	47198
3	PUNJAB NATIONAL BANK	18683	11326	0	0	0	0	18683	11326
4	CANARA BANK	65232	54966	240	273	256	279	65216	54960
5	UCO BANK	37162	63615	0	0	0	0	37162	63615
6	BANK OF BARODA	4075	6221	0	0	0	0	4075	6221
7	UNION BANK OF INDIA	1204	570	0	0	0	0	1204	570
	OTHER BANKS								
8	BANK OF INDIA	17336	13691	1117	1692	647	996	17806	14387
9	BANK OF MAHARASHTRA	1603	4703	0	0	0	0	1603	4703
10	INDIAN BANK	7274	10550	77	394	103	386	7248	10558
11	INDIAN OVERSEAS BANK	536	1315	204	0	0	0	740	1315
12	PUNJAB AND SIND BANK	440	732	0	0	204	331	236	401
	Total Public Sector Bank	776541	607711	16060	8045	7321	4142	785280	611614
	PRIVATE BANKS								
13	IDBI	624	1216	0	0	0	0	624	1216
14	ICICI BANK	0	0	0	0	0	0	0	0
15	FEDERAL BANK	3	1	0	0	0	0	3	1
16	JAMMU KASHMIR BANK	0	0	0	0	0	0	0	0
17	SOUTH INDIAN BANK	0	0	0	0	0	0	0	0
18	AXIS BANK	0	0	0	0	0	0	0	0
19	HDFC BANK	0	0	0	0	0	0	0	0
20	INDUSIND BANK	0	0	0	0	0	0	0	0
21	KARNATAKA BANK	0	0	0	0	0	0	0	0
22	KOTAK MAHINDRA	0	0	0	0	0	0	0	0
23	YES BANK	0	0	0	0	0	0	0	0
24	BANDHAN BANK	0	0	0	0	0	0	0	0
25	RBL BANK	0	0	0	0	0	0	0	0
26	IDFC FIRST BANK Ltd	0	0	0	0	0	0	0	0
27	Karur Vysya Bank	0	0	0	0	0	0	0	0
	Total Private Sector Bank	627	1217	0	0	0	0	627	1217
	Total COMM. BANKS	777168	608928	16060	8045	7321	4142	785907	612831
	CO-OPERATIVE BANKS								
28	STATE CO-OP. BANK	16905	15266	1132	1246	1176	1096	16861	15416
	Total Cooperative Bank	16905	15266	1132	1246	1176	1096	16861	15416
	REGIONAL RURAL BANKS								
29	DAKSHIN BIHAR GRAMIN BANK	81083	125649	6979	11515	3151	3956	84911	133208
30	UTTAR BIHAR GRAMIN BANK	18502	37348	4947	5966	1839	3046	21590	40268
	Total Region Rural Bank	99585	162997	11926	17481	5010	7002	106501	173476
	SMALL FINANCE BANK								
31	JANA SFB	0	0	0	0	0	0	0	0
32	UTKARSH SFB	0	0	0	0	0	0	0	0
33	UJJIVAN SFB	0	0	0	0	0	0	0	0
34	ESAF SFB	0	0	0	0	0	0	0	0
35	UNITY SFB	0	0	0	0	0	0	0	0
	Total Small Financial Bank	0	0	0	0	0	0	0	0
	TOTAL FOR BIHAR	893658	787191	29118	26772	13507	12240	909269	801723

STATE LEVEL BANKERS' COMMITTEE BIHAR, PATNA

(CONVENOR- STATE BANK OF INDIA) FY : 2023-24

INFORMATION REGARDING CERTIFICATE CASE FILED BY BANKS Districtwise as on 31.03.2024

(Amt in Rs.Lacs)

SL. NO.	District Name	No of cases pending as on 31.12.2023		No of cases filed during the quarter ended March 2024		No of Cases disposed during the quarter ended March 2024		No of Cases pending as at the end of the quarter ended March 2024	
		No	Amt	No	Amt	No	Amt	No	Amt
1	Araria	14451	22343	155	327	113	239	14493	22431
2	Arwal	5279	7455	186	321	128	221	5337	7555
3	Aurangabad	17797	12104	371	719	444	448	12724	12375
4	Banka	57624	60219	1387	1064	270	272	58741	61011
5	Begusarai	47048	24330	535	813	173	268	47410	24875
6	Bhagalpur	57599	65464	927	905	144	214	58382	66155
7	Bhojpur	31012	26262	794	1129	364	259	31442	27132
8	Buxar	25550	22140	256	617	158	257	25648	22500
9	Darbhangha	6661	5628	622	1011	223	370	7060	6269
10	East Champaran	15135	13308	4730	3373	1640	1239	18225	15442
11	Gaya	47288	8088	296	426	181	199	47403	8315
12	Gopalganj	29014	20053	1882	1426	545	507	30351	20972
13	Jamui	31174	26292	196	361	29	20	31341	26633
14	Jehanabad	8730	6308	33	121	12	25	8751	6404
15	Kaimur	19078	19327	142	246	73	185	19147	19388
16	Katihar	15144	25248	1843	200	933	169	16054	25279
17	Khagaria	13224	24651	385	509	79	85	13530	25075
18	Kishanganj	8069	6784	57	185	88	259	8038	6710
19	Lakhisarai	13481	24402	182	521	77	44	13586	24879
20	Madhepura	5489	6644	286	357	137	294	5638	6707
21	Madhubani	13434	8510	647	1055	565	763	13516	8802
22	Munger	16938	22871	710	934	254	373	17394	23432
23	Muzaffarpur	32330	19390	196	271	203	277	32323	19384
24	Nalanda	32713	17533	938	1150	461	535	33190	18148
25	Nawada	16917	10004	1076	1719	608	613	17385	11110
26	Patna	36497	54777	609	660	255	492	36851	54945
27	Purnea	8453	9771	1304	1603	128	199	9629	11175
28	Rohtas	14739	33550	437	1125	167	221	15009	34454
29	Saharsa	9090	12840	278	408	154	312	9214	12936
30	Samastipur	32709	20268	732	777	823	901	32618	26144
31	Saran	30591	43701	1413	732	623	501	31381	43932
32	Sheikhpura	31081	21567	416	303	269	101	31228	21769
33	Sheohar	9637	5202	885	244	623	294	9899	5152
34	Sitamarhi	36756	17305	195	46	129	79	36822	17272
35	Siwan	17935	13712	384	400	146	171	18173	13941
36	Supaul	5739	6247	127	220	220	305	5646	6162
37	Vaishali	25335	15105	310	324	243	307	25402	15122
38	West Champaran	58917	27788	3196	170	1825	222	60288	27736
	TOTAL FOR BIHAR	893658	787191	29118	26772	13507	12240	909269	801723

STATE LEVEL BANKERS' COMMITTEE BIHAR, PATNA							
(CONVENOR- STATE BANK OF INDIA) FY : 2023-24							
BANK PERFORMANCE : MSE ADVANCE (ACP ACHIEVEMENT) AS ON 31.03.2024							
(Amt. in Lacs)							
SL	BANK NAME	Total credit disbursed to MSE sector during the year="A"		Out of "A" No of Units extended loans upto Rs 10 lakhs			
		No. of accounts	amount	With Collateral		Without Collateral	
				No. of accounts	amount	No. of accounts	amount
	LEAD BANKS						
1	STATE BANK OF INDIA	93504	1403903	0	0	47548	179214
2	CENTRAL BANK OF INDIA	154886	669022	0	0	52920	92757
3	PUNJAB NATIONAL BANK	119300	1327658	0	0	3051	11078
4	CANARA BANK	63122	440094	0	0	45263	115236
5	UCO BANK	28925	221583	0	0	3858	2765
6	BANK OF BARODA	15284	460479	0	0	14084	41528
7	UNION BANK OF INDIA	27950	210879	0	0	12308	79514
	OTHER BANKS						
8	BANK OF INDIA	40769	283264	0	0	33245	121283
9	BANK OF MAHARASHTRA	4951	29316	0	0	210	85
10	INDIAN BANK	58119	383309	0	0	13462	23570
11	INDIAN OVERSEAS BANK	4305	100606	0	0	398	1654
12	PUNJAB AND SIND BANK	226	6094	102	2856	96	2087
	Total Public Sector Bank	611341	5536207	102	2856	226443	670771
	PRIVATE BANKS						
13	IDBI	8334	99706	0	0	2542	17313
14	ICICI BANK	8000	515382	0	0	58	1248
15	FEDERAL BANK	183	5622	0	0	55	1203
16	JAMMU KASHMIR BANK	174	1294	0	0	22	50
17	SOUTH INDIAN BANK	17	708	0	0	1	1
18	AXIS BANK	47	267243	0	0	17	12485
19	HDFC BANK	9579	575473	0	0	1488	7066
20	INDUSIND BANK	208067	189890	0	0	157656	126157
21	KARNATAKA BANK	30	483	0	0	12	61
22	KOTAK MAHINDRA	1167	41129	0	0	580	3534
23	YES BANK	379	23661	0	0	55	328
24	BANDHAN BANK	163260	145384	12	120	1	2
25	RBL BANK	40	944	0	0	0	0
26	IDFC FIRST BANK Ltd	816	5919	0	0	396	3511
27	Karur Vysya Bank	1	11	0	0	1	1
	Total Private Sector Bank	400094	1873049	12	120	162884	172960
	Total COMM. BANKS	1011435	7409256	114	2976	389327	843731
	CO-OPERATIVE BANKS						
28	STATE CO-OP. BANK	0	0	0	0	0	0
	Total Cooperative Bank	0	0	0	0	0	0
	REGIONAL RURAL BANKS						
29	DAKSHIN BIHAR GRAMIN BANK	55979	50747	0	0	55979	50747
30	UTTAR BIHAR GRAMIN BANK	59125	180669	0	0	43303	138320
	Total Region Rural Bank	115104	231416	0	0	99282	189067
	SMALL FINANCE BANK						
31	JANA SFB	826	11285	0	0	397	3944
32	UTKARSH SFB	13311	25507	0	0	6895	9016
33	UJJIVAN SFB	24896	15443	0	0	1	1
34	ESAF SFB	4573	2179	0	0	3395	1563
35	UNITY SFB	65	2381	0	0	0	0
	Total Small Financial Bank	43671	56795	0	0	10688	14524
	TOTAL FOR BIHAR	1170210	7697467	114	2976	499297	1047322

STATE LEVEL BANKERS' COMMITTEE BIHAR, PATNA									
(CONVENOR- STATE BANK OF INDIA) FY: 2023-24									
BANK WISE PROGRESS UNDER MICRO ENTERPRISES (MANUFACTURING & SERVICE ADVANCES INCLUDING KHADI & VILLAGE INDUSTRIES)									
AS ON : 31.03.2024 (Rs. In Lakhs)									
SL. NO.	BANK NAME	SANCTIONED				DISBURSED			
		MANUFACTURING		SERVICES		MANUFACTURING		SERVICES	
		NO.	AMOUNT	NO.	AMOUNT	NO.	AMOUNT	NO.	AMOUNT
	LEAD BANKS								
1	STATE BANK OF INDIA	12013	80675	74393	753906	12013	80675	74393	753906
2	CENTRAL BANK OF INDIA	13896	45721	39584	49745	13896	45250	39584	49102
3	PUNJAB NATIONAL BANK	17440	108852	111049	897596	14993	108852	94559	897596
4	CANARA BANK	19725	168672	5472	54262	19725	165430	5472	53196
5	UCO BANK	7598	7655	33794	81584	7654	32800	11684	71497
6	BANK OF BARODA	6606	7378	18113	3473	7378	18113	1545	3473
7	UNION BANK OF INDIA	1085	5983	26346	155145	1085	5983	26346	155145
	OTHER BANKS								
8	BANK OF INDIA	2589	20654	37662	217612	2589	19753	37662	216419
9	BANK OF MAHARASHTRA	1558	1714	9686	7505	1684	9686	1362	7505
10	INDIAN BANK	6505	6539	55472	196610	6539	55472	34262	196610
11	INDIAN OVERSEAS BANK	1394	12653	1388	6305	1394	12653	1388	6305
12	PUNJAB AND SIND BANK	43	1516	43	1772	43	1516	43	1772
	Total Public Sector Bank	90452	468012	413002	2425515	88993	556183	328300	2412526
	PRIVATE BANKS								
13	IDBI	245	2129	8095	35455	245	4461	4167	35056
14	ICICI BANK	821	31525	4654	178640	821	31525	4654	178640
15	FEDERAL BANK	27	398	132	1943	27	398	132	1943
16	JAMMU KASHMIR BANK	0	0	76	256	0	0	76	256
17	SOUTH INDIAN BANK	17	708	0	0	17	708	0	0
18	AXIS BANK	0	0	25	175000	0	0	17	168718
19	HDFC BANK	772	35442	4972	173978	772	35442	4972	173978
20	INDUSIND BANK	3901	5225	203419	133207	3901	5225	203419	133207
21	KARNATAKA BANK	5	45	16	277	5	45	16	277
22	KOTAK MAHINDRA	72	1422	858	18011	72	1422	858	18011
23	YES BANK	38	2371	228	7767	38	2371	228	7767
24	BANDHAN BANK	0	0	416882	214580	0	0	163246	143717
25	RBL BANK	7	164	0	0	7	164	0	0
26	IDFC FIRST BANK Ltd	78	647	675	3979	78	647	675	3979
27	Karur Vysya Bank	0	0	1	11	0	0	1	11
	Total Private Sector Bank	5983	80076	640033	943104	5983	82408	382461	865560
	Total COMM. BANKS	96435	548088	1053035	3368619	94976	638591	710761	3278086
	CO-OPERATIVE BANKS								
28	STATE CO-OP. BANK	0	0	0	0	0	0	0	0
	Total Cooperative Bank	0	0	0	0	0	0	0	0
	REGIONAL RURAL BANKS								
29	DAKSHIN BIHAR GRAMIN BANK	12829	11925	43150	38822	12829	11925	43150	38822
30	UTTAR BIHAR GRAMIN BANK	1312	2532	31621	168952	2372	19333	56677	161137
	Total Region Rural Bank	14141	14457	74771	207774	15201	31258	99827	199959
	SMALL FINANCE BANK								
31	JANA SFB	153	2036	647	8541	153	2036	647	8541
32	UTKARSH SFB	5325	10203	7986	15304	5325	10203	7986	15304
33	UJJIVAN SFB	1884	1274	23011	14168	1884	1274	23011	14168
34	ESAF SFB	1966	925	2607	1254	1966	925	2607	1254
35	UNITY SFB	47	1708	14	349	47	1708	14	349
	Total Small Financial Bank	9375	16146	34265	39616	9375	16146	34265	39616
	TOTAL FOR BIHAR	119951	578691	1162071	3616009	119552	685995	844853	3517661

STATE LEVEL BANKERS' COMMITTEE BIHAR, PATNA							
(CONVENOR- STATE BANK OF INDIA) FY : 2023-24							
BANK WISE PROGRESS UNDER MICRO ENTERPRISES (MANUFACTURING + SERVICE ADVANCES INCLUDING KHADI & VILLAGE INDUSTRIES)							
AS ON : 31.03.2024							
(Rs. In lakh)							
SL. NO.	BANK NAME	TARGET	SANCTIONED		DISBURSED		ACHIEV %AGE
		AMOUNT	NO	AMOUNT	NO	AMOUNT	AMT
	LEAD BANKS						
1	STATE BANK OF INDIA	593299	86406	834581	86406	834581	140.67
2	CENTRAL BANK OF INDIA	293980	53480	95466	53480	94352	32.09
3	PUNJAB NATIONAL BANK	527904	128489	1006448	109552	1006448	190.65
4	CANARA BANK	180234	25197	222934	25197	218626	121.30
5	UCO BANK	112341	19440	115378	19338	104297	92.84
6	BANK OF BARGDA	212133	8927	21586	8923	21586	10.18
7	UNION BANK OF INDIA	107541	27431	161128	27431	161128	149.83
	OTHER BANKS						
8	BANK OF INDIA	138164	40251	238266	40251	236172	170.94
9	BANK OF MAHARASHTRA	7489	3086	17191	3046	17191	229.55
10	INDIAN BANK	214274	40801	252092	40801	252082	117.64
11	INDIAN OVERSEAS BANK	42955	2782	18958	2782	18958	44.13
12	PUNJAB AND SIND BANK	14585	86	3288	86	3288	22.54
	Total Public Sector Bank	2444899	436376	2987306	417293	2968709	121.42
	PRIVATE BANKS						
13	IDBI	44533	4566	41358	4412	39517	88.74
14	ICICI BANK	180494	5475	210165	5475	210165	116.44
15	FEDERAL BANK	5813	159	2341	159	2341	40.27
16	JAMMU KASHMIR BANK	920	76	256	76	256	27.83
17	SOUTH INDIAN BANK	976	17	708	17	708	72.54
18	AXIS BANK	41561	25	175000	17	168718	405.95
19	HDFC BANK	216916	5744	209420	5744	209420	96.54
20	INDUSIND BANK	140670	207320	138432	207320	138432	98.41
21	KARNATAKA BANK	303	21	322	21	322	106.27
22	KOTAK MAHINDRA	11692	930	19433	930	19433	166.21
23	YES BANK	17450	266	10138	266	10138	58.10
24	BANDHAN BANK	219210	416882	214580	163246	143717	65.56
25	RBL BANK	304	7	164	7	164	53.95
26	IDFC FIRST BANK Ltd	888	753	4626	753	4626	520.95
27	Karur Vysya Bank	76	1	11	1	11	14.47
	Total Private Sector Bank	881806	642242	1026954	388444	947968	107.50
	Total COMM. BANKS	3326705	1078618	4014260	805737	3916677	117.73
	CO-OPERATIVE BANKS						
28	STATE CO-OP. BANK	0	0	0	0	0	0.00
	Total Cooperative Bank	0	0	0	0	0	0.00
	REGIONAL RURAL BANKS						
29	DAKSHIN BIHAR GRAMIN BANK	119826	55979	50747	55979	50747	42.35
30	UTTAR BIHAR GRAMIN BANK	119241	59371	200573	59049	180470	151.35
	Total Region Rural Bank	239067	115350	251320	115028	231217	96.72
	SMALL FINANCE BANK						
31	JANA SFB	5826	800	10577	800	10577	181.55
32	UTKARSH SFB	90050	13211	25507	13311	25507	28.33
33	UJJIVAN SFB	5130	24895	15442	24895	15442	301.01
34	ESAF SFB	1915	4573	2179	4573	2179	113.79
35	UNITY SFB	0	61	2057	61	2057	0.00
	Total Small Financial Bank	102921	43640	55762	43640	55762	54.18
	TOTAL FOR BIHAR	3668593	1237608	4321342	964405	4203656	114.58

STATE LEVEL BANKERS' COMMITTEE BIHAR, PATNA									
(CONVENOR- STATE BANK OF INDIA) FY : 2023-24									
BANK WISE PROGRESS UNDER SMALL ENTERPRISES (MANUFACTURING & SERVICE ADVANCES) AS ON : 31.03.2024									
(Rs. In Lakh)									
SL. NO.	BANK NAME	SANCTIONED				DISBURSED			
		MANUFACTURING		SERVICES		MANUFACTURING		SERVICES	
		NO.	AMOUNT	NO.	AMOUNT	NO.	AMOUNT	NO.	AMOUNT
	LEAD BANKS								
1	STATE BANK OF INDIA	562	49039	4763	312923	562	49039	4763	312923
2	CENTRAL BANK OF INDIA	3650	36864	5901	59123	3650	36745	5901	58974
3	PUNJAB NATIONAL BANK	2558	43876	7710	183610	2201	43876	6568	183610
4	CANARA BANK	2312	72629	1296	44212	2312	70881	1296	43839
5	UCO BANK	289	19245	214	15421	289	19153	209	15389
6	BANK OF BARODA	975	9288	125	4085	975	9288	125	4085
7	UNION BANK OF INDIA	38	8115	435	32915	38	8115	435	32915
	OTHER BANKS								
8	BANK OF INDIA	89	11634	315	32387	89	11225	315	31663
9	BANK OF MAHARASHTRA	428	4055	475	2525	425	4055	465	2525
10	INDIAN BANK	1796	27243	15446	68897	1796	27243	15446	68397
11	INDIAN OVERSEAS BANK	143	4235	132	4685	143	4235	132	4685
12	PUNJAB AND SIND BANK	59	896	0	0	59	896	0	0
	Total Public Sector Bank	12899	287119	36812	760783	12539	284756	35655	759505
	PRIVATE BANKS								
13	IDBI	5	231	205	19501	3	221	198	18437
14	ICICI BANK	331	34587	1878	195995	331	34587	1878	195995
15	FEDERAL BANK	6	336	14	1145	6	336	14	1145
16	JAMMU KASHMIR BANK	2	12	0	0	2	12	0	0
17	SOUTH INDIAN BANK	0	0	0	0	0	0	0	0
18	AXIS BANK	1	31	20	88130	0	0	20	56918
19	HDFC BANK	274	40877	2686	207608	274	40877	2686	207608
20	INDUSIND BANK	63	17404	322	17401	63	17404	322	17401
21	KARNATAKA BANK	0	0	5	142	0	0	5	142
22	KOTAK MAHINDRA	11	189	189	16501	11	189	189	16501
23	YES BANK	13	2170	84	7371	13	2170	84	7371
24	BANDHAN BANK	0	0	11	1163	0	0	11	1163
25	RBL BANK	0	0	33	780	0	0	33	780
26	IDFC FIRST BANK Ltd	2	14	53	1143	2	14	53	1143
27	Karur Vysya Bank	0	0	0	0	0	0	0	0
	Total Private Sector Bank	708	95851	5500	556880	705	95810	5493	524604
	Total COMM. BANKS	13607	382970	42312	1317663	13244	380566	41148	1284109
	CO-OPERATIVE BANKS								
28	STATE CO-OP. BANK	0	0	0	0	0	0	0	0
	Total Cooperative Bank	0	0	0	0	0	0	0	0
	REGIONAL RURAL BANKS								
29	DAKSHIN BIHAR GRAMIN BANK	0	0	0	0	0	0	0	0
30	UTTAR BIHAR GRAMIN BANK	0	0	0	0	0	0	0	0
	Total Region Rural Bank	0	0	0	0	0	0	0	0
	SMALL FINANCE BANK								
31	JANA SFB	13	116	11	582	13	116	11	582
32	UTKARSH SFB	0	0	0	0	0	0	0	0
33	UJJIVAN SFB	0	0	1	1	0	0	1	1
34	ESAF SFB	0	0	0	0	0	0	0	0
35	UNITY SFB	2	202	2	123	2	202	2	123
	Total Small Financial Bank	15	318	14	706	15	318	14	706
	TOTAL FOR BIHAR	13622	383288	42326	1318369	13259	380884	41162	1284815

STATE LEVEL BANKERS' COMMITTEE BIHAR, PATNA							
(CONVENOR- STATE BANK OF INDIA) FY : 2023-24							
BANK WISE PROGRESS UNDER SMALL ENTERPRISES (MANUFACTURING + SERVICE ADVANCES) AS ON : 31.03.2024							
(Rs in Lakh)							
SL. NO.	BANK NAME	TARGET	SANCTIONED		DISBURSED		ACHIEV %AGE
		AMOUNT	NO	AMOUNT	NO	AMOUNT	AMT
	LEAD BANKS						
1	STATE BANK OF INDIA	231531	5325	361962	5325	361962	156.33
2	CENTRAL BANK OF INDIA	114721	9551	95987	9551	95719	83.44
3	PUNJAB NATIONAL BANK	206010	10268	227486	8769	227486	110.42
4	CANARA BANK	70333	3608	116841	3608	114720	163.11
5	UCO BANK	43837	503	34666	498	34547	78.81
6	BANK OF BARODA	82782	1100	13373	1100	13373	16.15
7	UNION BANK OF INDIA	41978	473	41030	473	41030	97.74
	OTHER BANKS						
8	BANK OF INDIA	53919	404	44021	404	42888	79.54
9	BANK OF MAHARASHTRA	2912	903	6580	890	6580	225.96
10	INDIAN BANK	83616	17242	96140	17242	96140	114.98
11	INDIAN OVERSEAS BANK	16759	275	8920	275	8920	53.23
12	PUNJAB AND SIND BANK	5693	59	896	59	896	15.74
	Total Public Sector Bank	954091	49711	1047902	48194	1044261	109.45
	PRIVATE BANKS						
13	IDBI	17368	210	19732	201	18658	107.43
14	ICICI BANK	70442	2209	230582	2209	230582	327.34
15	FEDERAL BANK	2269	20	1481	20	1481	65.27
16	JAMMU KASHMIR BANK	359	2	12	2	12	3.34
17	SOUTH INDIAN BANK	381	0	0	0	0	0.00
18	AXIS BANK	15213	21	88161	20	56918	351.06
19	HDFC BANK	84664	2960	248485	2960	248485	293.50
20	INDUSIND BANK	54892	385	34805	385	34805	63.41
21	KARNATAKA BANK	118	5	142	5	142	120.34
22	KOTAK MAHINDRA	4561	200	16690	200	16690	365.93
23	YES BANK	6812	97	9541	97	9541	140.06
24	BANDHAN BANK	85546	11	1163	11	1163	1.36
25	RBL BANK	119	33	780	33	780	655.46
26	IDFC FIRST BANK Ltd	347	55	1157	55	1157	333.43
27	Karur Vysya Bank	29	0	0	0	0	0.00
	Total Private Sector Bank	344120	6208	652731	6198	620414	180.29
	Total COMM. BANKS	1298211	55919	1700633	54392	1664675	128.23
	CO-OPERATIVE BANKS						
28	STATE CO-OP. BANK	0	0	0	0	0	0.00
	Total Cooperative Bank	0	0	0	0	0	0.00
	REGIONAL RURAL BANKS						
29	DAKSHIN BIHAR GRAMIN BANK	46764	0	0	0	0	0.00
30	UTTAR BIHAR GRAMIN BANK	46533	0	0	0	0	0.00
	Total Region Rural Bank	93297	0	0	0	0	0.00
	SMALL FINANCE BANK						
31	JANA SFB	2277	24	698	24	698	30.65
32	UTKARSH SFB	35144	0	0	0	0	0.00
33	UJJIVAN SFB	1998	1	1	1	1	0.05
34	ESAF SFB	744	0	0	0	0	0.00
35	UNITY SFB	0	4	325	4	325	0.00
	Total Small Financial Bank	40163	29	1024	29	1024	2.55
	TOTAL FOR BIHAR	1431671	55948	1701657	54421	1665699	116.35

STATE LEVEL BANKERS' COMMITTEE BIHAR, PATNA									
(CONVENOR- STATE BANK OF INDIA) FY : 2023-24									
BANK WISE PROGRESS UNDER MEDIUM ENTERPRISES (MANUFACTURING & SERVICE ADVANCES) AS ON : 31.03.2024									
(Rs. In Lakh)									
SL. NO.	BANK NAME	SANCTIONED				DISBURSED			
		MANUFACTURING		SERVICES		MANUFACTURING		SERVICES	
		NO.	AMOUNT	NO.	AMOUNT	NO.	AMOUNT	NO.	AMOUNT
	LEAD BANKS								
1	STATE BANK OF INDIA	98	51341	378	98935	98	51941	378	98935
2	CENTRAL BANK OF INDIA	20	120	21	443	20	120	21	443
3	PUNJAB NATIONAL BANK	281	1440	861	92284	246	1440	733	92284
4	CANARA BANK	72	41632	46	12118	72	40262	46	12010
5	UCO BANK	2	215	0	0	2	198	0	0
6	BANK OF BARODA	34	8811	12	4945	34	8811	12	4945
7	UNION BANK OF INDIA	8	2270	38	6451	8	2270	38	6451
	OTHER BANKS								
8	BANK OF INDIA	6	1325	108	3078	6	1277	108	2927
9	BANK OF MAHARASHTRA	0	0	0	0	0	0	0	0
10	INDIAN BANK	27	21526	49	13561	27	21526	49	13561
11	INDIAN OVERSEAS BANK	6	826	6	428	6	826	6	428
12	PUNJAB AND SIND BANK	56	817	0	0	56	817	0	0
	Total Public Sector Bank	610	130923	1519	232243	575	129488	1391	231984
	PRIVATE BANKS								
13	IDBI	4	315	10	1244	2	275	8	949
14	ICICI BANK	95	22390	221	52245	95	22390	221	52245
15	FEDERAL BANK	0	0	4	1800	0	0	4	1800
16	JAMMU KASHMIR BANK	0	0	0	0	0	0	0	0
17	SOUTH INDIAN BANK	0	0	0	0	0	0	0	0
18	AXIS BANK	0	0	10	45000	0	0	10	41607
19	HDFC BANK	131	33849	744	83719	131	33849	744	83719
20	INDUSIND BANK	1	2000	361	14653	1	2000	361	14653
21	KARNATAKA BANK	0	0	0	0	0	0	0	0
22	KOTAK MAHINDRA	13	611	24	4395	13	611	24	4395
23	YES BANK	5	80	11	4102	5	80	11	4102
24	BANDHAN BANK	0	0	3	4394	0	0	3	504
25	RBL BANK	0	0	0	0	0	0	0	0
26	IDFC FIRST BANK Ltd	3	49	5	87	3	49	5	87
27	Karur Vysya Bank	0	0	0	0	0	0	0	0
	Total Private Sector Bank	252	59294	1393	211639	250	59254	1391	204061
	Total COMM. BANKS	862	190217	2912	443882	825	188742	2782	436045
	CO-OPERATIVE BANKS								
28	STATE CO-OP. BANK	0	0	0	0	0	0	0	0
	Total Cooperative Bank	0	0	0	0	0	0	0	0
	REGIONAL RURAL BANKS								
29	DAKSHIN BIHAR GRAMIN BANK	0	0	0	0	0	0	0	0
30	UTTAR BIHAR GRAMIN BANK	0	0	0	0	0	0	0	0
	Total Region Rural Bank	0	0	0	0	0	0	0	0
	SMALL FINANCE BANK								
31	JANA SFB	1	5	1	5	1	5	1	5
32	UTKARSH SFB	0	0	0	0	0	0	0	0
33	UJJIVAN SFB	0	0	0	0	0	0	0	0
34	ESAF SFB	0	0	0	0	0	0	0	0
35	UNITY SFB	0	0	0	0	0	0	0	0
	Total Small Financial Bank	1	5	1	5	1	5	1	5
	TOTAL FOR BIHAR	863	190222	2913	443887	826	188747	2783	436050

STATE LEVEL BANKERS' COMMITTEE BIHAR, PATNA							
(CONVENOR- STATE BANK OF INDIA) FY : 2023-24							
BANK WISE PROGRESS UNDER MEDIUM ENTERPRISES (MANUFACTURING + SERVICE ADVANCES) AS ON : 31.03.2024							
SL. NO.	BANK NAME	TARGET	SANCTIONED		DISBURSED		ACHIEV %AGE
		AMOUNT	NO.	AMOUNT	NO.	AMOUNT	AMOUNT
	LEAD BANKS						
1	STATE BANK OF INDIA	74876	476	150876	476	150876	201.5
2	CENTRAL BANK OF INDIA	37099	41	563	41	563	1.52
3	PUNJAB NATIONAL BANK	66621	1142	93724	979	93724	140.68
4	CANARA BANK	22746	118	53750	118	52272	229.81
5	UCO BANK	14185	2	215	2	198	1.4
6	BANK OF BARODA	26766	46	13756	46	13756	51.39
7	UNION BANK OF INDIA	13579	46	8721	46	8721	64.22
	OTHER BANKS						
8	BANK OF INDIA	17440	114	4403	114	4204	24.11
9	BANK OF MAHARASHTRA	943	0	0	0	0	0
10	INDIAN BANK	27036	76	35087	76	35087	129.78
11	INDIAN OVERSEAS BANK	5418	12	1254	12	1254	23.15
12	PUNJAB AND SIND BANK	1837	56	817	56	817	44.47
	Total Public Sector Bank	308546	2129	363166	1966	361472	117.15
	PRIVATE BANKS						
13	IDBI	5618	14	1559	10	1224	21.79
14	ICICI BANK	22772	316	74635	316	74635	327.75
15	FEDERAL BANK	735	4	1800	4	1800	244.9
16	JAMMU KASHMIR BANK	116	0	0	0	0	0
17	SOUTH INDIAN BANK	123	0	0	0	0	0
18	AXIS BANK	5252	10	45000	10	41607	792.21
19	HDFC BANK	27385	875	117568	875	117568	429.32
20	INDUSIND BANK	17754	362	16653	362	16653	93.8
21	KARNATAKA BANK	38	0	0	0	0	0
22	KOTAK MAHINDRA	1471	37	5006	37	5006	340.31
23	YES BANK	2204	16	4182	16	4182	189.75
24	BANDHAN BANK	27663	3	4394	3	504	1.82
25	RBL BANK	39	0	0	0	0	0
26	IDFC FIRST BANK Ltd	112	8	136	8	136	121.43
27	Karur Vysya Bank	9	0	0	0	0	0
	Total Private Sector Bank	111291	1645	270933	1641	263315	236.6
	Total COMM. BANKS	419837	3774	634099	3607	624787	148.82
	CO-OPERATIVE BANKS						
28	STATE CO-OP. BANK	0	0	0	0	0	0
	Total Cooperative Bank	0	0	0	0	0	0
	REGIONAL RURAL BANKS						
29	DAKSHIN BIHAR GRAMIN BANK	15125	0	0	0	0	0
30	UTTAR BIHAR GRAMIN BANK	15048	0	0	0	0	0
	Total Region Rural Bank	30173	0	0	0	0	0
	SMALL FINANCE BANK						
31	JANA SFB	735	2	10	2	10	1.36
32	UTKARSH SFB	11363	0	0	0	0	0
33	UJIVAN SFB	641	0	0	0	0	0
34	ESAF SFB	240	0	0	0	0	0
35	UNITY SFB	0	0	0	0	0	0
	Total Small Financial Bank	12979	2	10	2	10	0.08
	TOTAL FOR BIHAR	462989	3776	634109	3609	624797	134.95

STATE LEVEL BANKERS' COMMITTEE BIHAR, PATNA

(CONVENOR- STATE BANK OF INDIA) FY : 2023-24

psb59minutes.com As on 31.03.2024

(Rs. In Lakh)

SI NO.	BANK NAME	No. of Applications Received by Banks	Sanctioned by Banks		Disbursed	
			No. of A/C	Amount	No. of A/C	Amount
	LEAD BANKS					
1	STATE BANK OF INDIA	385	169	7336	169	7336
2	CENTRAL BANK OF INDIA	18	18	9	18	9
3	PUNJAB NATIONAL BANK	0	0	0	0	0
4	CANARA BANK	12	12	62	12	62
5	UCO BANK	114	104	185	98	174
6	BANK OF BARODA	101	19	37	16	35
7	UNION BANK OF INDIA	0	0	0	0	0
	OTHER BANKS					
8	BANK OF INDIA	32	10	23	9	19
9	BANK OF MAHARASHTRA	0	0	0	0	0
10	INDIAN BANK	0	0	0	0	0
11	INDIAN OVERSEAS BANK	21	12	45	12	45
12	PUNJAB AND SIND BANK	2	0	0	0	0
	Total Public Sector Bank	685	344	7697	334	7680
	PRIVATE BANKS					
13	IDBI	0	0	0	0	0
14	ICICI BANK	0	0	0	0	0
15	FEDERAL BANK	0	0	0	0	0
16	JAMMU KASHMIR BANK	0	0	0	0	0
17	SOUTH INDIAN BANK	0	0	0	0	0
18	AXIS BANK	0	0	0	0	0
19	HDFC BANK	0	0	0	0	0
20	INDUSIND BANK	0	0	0	0	0
21	KARNATAKA BANK	0	0	0	0	0
22	KOTAK MAHINDRA	0	0	0	0	0
23	YES BANK	0	0	0	0	0
24	BANDHAN BANK	0	0	0	0	0
25	RBL BANK	0	0	0	0	0
26	IDFC FIRST BANK Ltd	0	0	0	0	0
27	Karur Vysya Bank	0	0	0	0	0
	Total Private Sector Bank	0	0	0	0	0
	Total COMM. BANKS	685	344	7697	334	7680
	CO-OPERATIVE BANKS					
28	STATE CO-OP. BANK	0	0	0	0	0
	Total Cooperative Bank	0	0	0	0	0
	REGIONAL RURAL BANKS					
29	DAKSHIN BIHAR GRAMIN BAN	0	0	0	0	0
30	UTTAR BIHAR GRAMIN BANK	0	0	0	0	0
	Total Region Rural Bank	0	0	0	0	0
	SMALL FINANCE BANK					
31	JANA SFB	0	0	0	0	0
32	UTKARSH SFB	0	0	0	0	0
33	UJJIVAN SFB	0	0	0	0	0
34	ESAF SFB	0	0	0	0	0
35	UNITY SFB	0	0	0	0	0
	Total Small Financial Bank	0	0	0	0	0
	TOTAL FOR BIHAR	685	344	7697	334	7680

STATE LEVEL BANKERS' COMMITTEE BIHAR, PATNA					
(CONVENOR- STATE BANK OF INDIA) FY : 2023-24					
BANK WISE PROGRESS UNDER CGTMSE Coverage As On: 31.03.2024					
(Rs. In lakh)					
SL. NO.	BANK NAME	SANCTIONED		DISBURSED	
		No	Amt	NO	AMOUNT
1	STATE BANK OF INDIA	2407	67146	2407	67146
2	CENTRAL BANK OF INDIA	10810	51345	10810	50185
3	PUNJAB NATIONAL BANK	26929	85897	26929	63365
4	CANARA BANK	7722	32695	7722	32458
5	UCO BANK	29847	72541	19246	70984
6	BANK OF BARODA	21525	8945	21525	8945
7	UNION BANK OF INDIA	8755	36507	4236	36507
	OTHER BANKS				
8	BANK OF INDIA	3747	30818	3747	24043
9	BANK OF MAHARASHTRA	1622	9850	1622	9850
10	INDIAN BANK	40767	247987	40767	247987
11	INDIAN OVERSEAS BANK	418	2832	418	2832
12	PUNJAB AND SIND BANK	18	394	18	394
	Total Public Sector Bank	154567	646957	139447	614696
	PRIVATE BANKS				
13	IDBI	18	538	18	538
14	ICICI BANK	88	175	35	96
15	FEDERAL BANK	0	0	0	0
16	JAMMU KASHMIR BANK	32	85	32	85
17	SOUTH INDIAN BANK	2	7	2	7
18	AXIS BANK	4	269	4	269
19	HDFC BANK	494	20582	494	20582
20	INDUSIND BANK	0	0	0	0
21	KARNATAKA BANK	15	112	15	112
22	KOTAK MAHINDRA	0	0	0	0
23	YES BANK	31	1557	31	1557
24	BANDHAN BANK	0	0	0	0
25	RBL BANK	0	0	0	0
26	IDFC. FIRST BANK Ltd	0	0	0	0
27	Karur Vysya Bank	1	30	1	30
	Total Private Sector Bank	685	23355	632	23276
	Total COMM. BANKS	155252	670312	140079	637972
	CO-OPERATIVE BANKS				
28	STATE CO-OP. BANK	0	0	0	0
	Total Cooperative Bank	0	0	0	0
	REGIONAL RURAL BANKS				
29	DAKSHIN BIHAR GRAMIN BANK	873	123	873	123
30	UTTAR BIHAR GRAMIN BANK	7330	41022	7330	41022
	Total Region Rural Bank	8203	41145	8203	41145
	SMALL FINANCE BANK				
31	JANA SFB	0	0	0	0
32	UTKARSH SFB	0	0	0	0
33	UJJIVAN SFB	0	0	0	0
34	ESAF SFB	0	0	0	0
35	UNITY SFB	0	0	0	0
	Total Small Financial Bank	0	0	0	0
	TOTAL FOR BIHAR	163455	711457	148282	679117

STATE LEVEL BANKERS' COMMITTEE BIHAR, PATNA							
(CONVENOR- STATE BANK OF INDIA) FY : 2023-24							
BANK WISE PROGRESS UNDER SMALL ROAD TRANSPORT AS ON 31.03.2024							
(Amount in Rs.Lacs)							
SL. NO.	BANK NAME	TARGET	SANCTIONED		DISBURSED		ACHIEV %AGE
		NO.	NO.	AMOUNT	NO.	AMOUNT	NO.
1	STATE BANK OF INDIA	1920	15	1757	15	1757	0.78
2	CENTRAL BANK OF INDIA	840	0	0	0	0	0.00
3	PUNJAB NATIONAL BANK	1280	0	0	0	0	0.00
4	CANARA BANK	420	0	0	0	0	0.00
5	UCO BANK	800	0	0	0	0	0.00
6	BANK OF BARODA	700	5	25	5	25	0.71
7	UNION BANK OF INDIA	320	183	235	183	235	57.19
	OTHER BANKS						
8	BANK OF INDIA	540	557	8014	557	7143	103.15
9	BANK OF MAHARASHTRA	40	0	0	0	0	0.00
10	INDIAN BANK	540	0	0	0	0	0.00
11	INDIAN OVERSEAS BANK	120	0	0	0	0	0.00
12	PUNJAB AND SIND BANK	40	0	0	0	0	0.00
	Total Public Sector Bank	7560	760	10031	760	9160	10.05
	PRIVATE BANKS						
13	IDBI	80	0	0	0	0	0.00
14	ICICI BANK	160	0	0	0	0	0.00
15	FEDERAL BANK	4	0	0	0	0	0.00
16	JAMMU KASHMIR BANK	4	0	0	0	0	0.00
17	SOUTH INDIAN BANK	4	0	0	0	0	0.00
18	AXIS BANK	160	0	0	0	0	0.00
19	HDFC BANK	160	0	0	0	0	0.00
20	INDUSIND BANK	172	0	0	0	0	0.00
21	KARNATAKA BANK	4	0	0	0	0	0.00
22	KOTAK MAHINDRA	4	0	0	0	0	0.00
23	YES BANK	4	0	0	0	0	0.00
24	BANDHAN BANK	4	0	0	0	0	0.00
25	RBL BANK	0	0	0	0	0	0.00
26	IDFC FIRST BANK Ltd	0	0	0	0	0	0.00
27	Karur Vysya Bank	0	0	0	0	0	0.00
	Total Private Sector Bank	760	0	0	0	0	0.00
	Total COMM. BANKS	8320	760	10031	760	9160	9.13
	CO-OPERATIVE BANKS	0					
28	STATE CO-OP. BANK	0	0	0	0	0	0.00
	Total Cooperative Bank	0	0	0	0	0	0.00
	REGIONAL RURAL BANKS	0					
29	DAKSHIN BIHAR GRAMIN BANK	280	1410	2480	1410	2480	503.57
30	UTTAR BIHAR GRAMIN BANK	200	116	797	113	731	56.50
	Total Region Rural Bank	480	1526	3277	1523	3211	317.29
	SMALL FINANCE BANK						
31	JANA SFB	0	0	0	0	0	0.00
32	UTKARSH SFB	0	0	0	0	0	0.00
33	UJJIVAN SFB	0	0	0	0	0	0.00
34	ESAF SFB	0	0	0	0	0	0.00
35	UNITY SFB	0	0	0	0	0	0.00
	Total Small Financial Bank	0	0	0	0	0	0.00
	TOTAL FOR BIHAR	8800	2286	13308	2283	12371	25.94

STATE LEVEL BANKERS' COMMITTEE BIHAR, PATNA
(CONVENOR- STATE BANK OF INDIA), FY: 2023-24
BANK WISE PERFORMANCE - KISAN CREDIT CARD ON: 31.03.2024

SL. NO.	BANK NAME	KCC-NEW						KCC-RENEW						TOTAL KCC (NEW+RENEW)						KCC DISBURSEMENT						LANDLESS LABOUR/ TENANT FARMER/ ORAL LEASE			KCC due for renewal		
		TARGET		DISBURSED		% ACHIEVEMENT		SANCTION		DISBURSED		SANCTION		DISBURSED		RABI		KHARIF		TOTAL		LABOUR/ TENANT FARMER/ ORAL LEASE		NO.		AMT.		NO.		AMT.	
		NO.	AMT	NO.	AMT.	NO.	AMT.	NO.	AMT	NO.	AMT.	NO.	AMT.	NO.	AMT.	NO.	AMT.	NO.	AMT.	NO.	AMT.	NO.	AMT.	NO.	AMT.	NO.	AMT.	NO.	AMT.	NO.	AMT.
1	STATE BANK OF INDIA	82125	120579	40185	47235	48.92	35.89	89197	94460	89091	94404	129282	141695	129272	141393	45938	47087	93025	743	592	92449	98478									
2	CENTRAL BANK OF INDIA	36788	59489	105	277	0.33	0.33	38630	32835	36630	30846	38625	33112	38625	31038	5499	25539	31038	573	3596	202695	148076									
3	PUNJAB NATIONAL BANK	64170	102028	12936	20166	20.16	19.77	4829	3621	3653	3621	36765	23787	16449	23787	16105	6861	23786	1647	1379	3992	3765									
4	CANARA BANK	21898	34811	12480	17000	12119	16414	4970	40072	49170	40072	61650	57072	61289	56466	39900	27597	67497	21979	19743	62641	49620									
5	UCID BANK	19599	31165	5687	14587	29.02	46.47	14562	21421	14354	19854	20449	36008	20041	34336	0	0	0	3	0	15419	21602									
6	BANK OF BARODA	21460	34124	5045	5054	23.51	14.81	69306	71200	69306	71200	74351	76254	74351	76254	7924	68330	76254	17	15	69306	71200									
7	UNION BANK OF INDIA	9585	17233	3085	3615	32.19	23.73	18016	19205	19016	19205	22101	22820	22101	22820	2	9279	9281	3	0	47427	43884									
8	BANK OF INDIA	12394	19704	1506	1575	11.93	7.61	22590	16447	22590	16447	24096	17622	24096	17546	4533	13013	17546	103	45	22590	16047									
9	BANK OF MAHARASHTRA	276	443	135	201	48.92	45.48	0	0	0	0	135	201	135	201	135	201	201	0	0	0	0									
10	INDIAN BANK	27938	44415	4608	7847	16.49	17.67	81925	74134	81925	74134	86593	81981	86593	81981	1374	1274	2548	0	0	81925	74134									
11	INDIAN OVERSEAS BANK	3089	4908	1375	4152	41.28	84.60	3826	12771	3826	12771	5101	16923	5101	16923	7145	9042	16187	15	15	6926	16253									
12	FUNJIAN AND SIND BANK	9	12	12	103	139.33	856.33	0	0	0	0	12	103	12	103	0	0	0	0	0	0	0									
13	Total Public Sector Bank	299327	475927	87149	121812	29.11	25.59	391951	385766	391471	382154	479100	507578	478227	502868	128441	208922	373763	29878	25386	605370	543062									
14	PRIVATE BANKS																														
15	IDBI	2855	4533	25	22	0.81	0.44	521	825	521	430	546	847	544	544	450	2	2	2	0	521	825									
16	ICICI BANK	2973	4734	1605	6378	53.99	134.73	0	0	0	0	1605	6378	1605	6378	0	0	0	0	0	0	0									
17	FEDERAL BANK	328	522	50	53	15.24	10.15	0	0	0	0	50	53	50	53	26	24	50	0	0	0	0									
18	JANAMU KASHMIR BANK	0	0	0	0	0.00	0.00	1	1	1	1	1	1	1	1	0	0	0	0	0	0	0									
19	AXIS BANK	2369	3754	25	135	1.06	3.60	0	0	0	0	25	135	25	135	0	0	0	0	0	0	0									
20	HDFC BANK	7649	12159	550	2426	7.19	19.95	648	2685	678	2685	1198	5111	1198	5111	0	0	173309	0	0	648	2685									
21	INDUSIND BANK	983	1566	0	0	0.00	0.00	0	0	0	0	0	0	0	0	0	0	0	0	0	0	0									
22	KARNATAKA BANK	0	0	0	0	0.00	0.00	0	0	0	0	0	0	0	0	0	0	0	0	0	0	0									
23	YES BANK	1530	2493	0	0	0.00	0.00	0	0	0	0	0	0	0	0	0	0	0	0	0	0	0									
24	BANDHAN BANK	25319	40295	0	0	0.00	0.00	0	0	0	0	1101	210	1101	210	0	0	0	0	0	0	0									
25	FBL BANK	327	522	0	0	0.00	0.00	0	0	0	0	0	0	0	0	0	0	0	0	0	0	0									
26	IDFC FIRST BANK Ltd	0	0	0	0	0.00	0.00	0	0	0	0	0	0	0	0	0	0	0	0	0	0	0									
27	Private Sector Bank	44681	71044	3356	9224	7.51	12.98	1170	3511	1170	3511	4526	12735	4524	12338	26	173935	173935	0	0	1170	3511									
28	Total COMM. BANKS	344008	546971	90505	131036	26.19	23.76	393121	389277	392641	385270	483626	520313	482751	515216	128467	382257	510724	29878	25386	605370	543062									
29	CO-OPERATIVE BANKS																														
30	STATE CO-OP. BANK	47906	76169	2261	993	4.72	1.30	80803	23801	80803	23801	83064	24794	83064	24794	17327	7464	24791	0	0	357305	67066									
31	Total Cooperative Bank	47906	76169	2261	993	4.72	1.30	80803	23801	80803	23801	83064	24794	83064	24794	17327	7464	24791	0	0	357305	67066									
32	REGIONAL RURAL BANKS																														
33	DAKSHIN BIHAR GRAMIN BANK	93358	148440	66300	35237	71.02	23.74	83285	68946	83285	68946	145585	104183	145585	104183	12940	16761	29701	0	0	615232	465891									
34	UTTAR BIHAR GRAMIN BANK	108763	172934	9038	5306	8.31	2.30	522254	745506	521382	738883	531292	751212	530420	742853	501626	241227	742853	13	3	658464	804038									
35	Total Region Rural Bank	202121	321374	75338	40543	37.27	12.20	605559	814852	604667	807829	680877	855395	680805	847036	514566	257988	772554	13	3	1273696	1269929									
36	SMALL FINANCE BANK																														
37	JANA SFB	1530	2436	0	0	0.00	0.00	0	0	0	0	0	0	0	0	0	0	0	0	0	0	0									
38	UTKAL SFB	17519	27856	0	0	0.00	0.00	0	0	0	0	0	0	0	0	0	0	0	0	0	0	0									
39	UJIVAN SFB	2186	3480	0	0	0.00	0.00	0	0	0	0	0	0	0	0	0	0	0	0	0	0	0									
40	ESAF SFB	218	348	0	0	0.00	0.00	0	0	0	0	0	0	0	0	0	0	0	0	0	0	0									
41	UNITY SFB	0	0	0	0	0.00	0.00	0	0	0	0	0	0	0	0	0	0	0	0	0	0	0									
42	Total Small Financial Bank	21453	34120	0	0	0.00	0.00	0	0	0	0	0	0	0	0	0	0	0	0	0	0	0									
43	TOTAL FOR BIHAR	615488	978634	168104	172572	167709	170136	27.25	17.39	1079463	1227950	1078111	1216900	1247567	1400572	1245820	1397036	647709	1308069	239892	25389	2237541	1883568								

STATE LEVEL BANKERS' COMMITTEE BIHAR, PATNA							
(CONVENOR- STATE BANK OF INDIA) FY:- 2023-24							
BANK WISE OUTSTANDING AND NPA UNDER KCC LOAN AS ON 31.03.2024							
SL. NO.	BANKS NAME	(Amount in Rs.Lakh)					
		KISSAN CREDIT CARD OUTSTANDING		NPA IN KCC		NPA %	
		NO.	O/S AMOUNT	NO.	NPA AMOUNT	NO.	AMOUNT
	LEAD BANKS						
1	STATE BANK OF INDIA	252047	215555	137518	100124	54.56	46.45
2	CENTRAL BANK OF INDIA	242955	181188	185783	134604	76.47	74.29
3	PUNJAB NATIONAL BANK	220538	158963	155920	110411	70.70	69.46
4	CANARA BANK	95724	81557	28251	20904	29.51	25.63
5	UCO BANK	193045	110574	17634	18702	9.13	16.91
6	BANK OF BARODA	56636	51101	22773	20308	40.21	39.74
7	UNION BANK OF INDIA	99610	86047	14445	13071	14.50	15.19
	OTHER BANKS						
8	BANK OF INDIA	105661	63779	56876	30398	53.83	47.66
9	BANK OF MAHARASHTRA	132	174	33	41	25.00	23.56
10	INDIAN BANK	87794	100450	72491	78831	82.57	78.48
11	INDIAN OVERSEAS BANK	2638	3200	934	1160	35.41	36.25
12	PUNJAB AND SIND BANK	0	0	0	0	0.00	0.00
	Total Public Sector Bank	1356780	1052588	692658	528554	51.05	50.21
	PRIVATE BANKS						
13	IDBI	6777	5205	5064	3310	74.72	63.59
14	ICICI BANK	4233	18667	0	0	0.00	0.00
15	FEDERAL BANK	42	96	2	1	4.76	1.04
16	JAMMU KASHMIR BANK	0	0	0	0	0.00	0.00
17	SOUTH INDIAN BANK	0	0	0	0	0.00	0.00
18	AXIS BANK	105	345	0	0	0.00	0.00
19	HDFC BANK	547363	230198	0	0	0.00	0.00
20	INDUSIND BANK	1	1	0	0	0	0
21	KARNATAKA BANK	0	0	0	0	0	0
22	KOTAK MAHINDRA	0	0	0	0	0	0
23	YES BANK	1380	200	0	0	0	0
24	BANDHAN BANK	0	0	0	0	0	0
25	RBL BANK	0	0	0	0	0	0
26	IDFC FIRST BANK Ltd	0	0	0	0	0	0
27	Karur Vysya Bank	0	0	0	0	0	0
	Total Private Sector Bank	559901	254712	5066	3311	0.9	1.3
	Total COMM. BANKS	1916681	1307300	697724	531865	36.4	40.68
	CO-OPERATIVE BANKS						
28	STATE CO-OP. BANK	398713	75216	151752	31880	48.09	42.38
	Total Cooperative Bank	398713	75216	151752	31880	48.09	42.38
	REGIONAL RURAL BANKS						
29	DAKSHIN BIHAR GRAMIN BANK	698517	534837	403369	346134	57.75	64.72
30	UTTAR BIHAR GRAMIN BANK	862232	734758	139398	123767	16.17	16.84
	Total Region Rural Bank	1560749	1269595	542767	469901	34.78	37.01
	SMALL FINANCE BANK						
31	JANA SFB	0	0	0	0	0.00	0.00
32	UTKARSH SFB	0	0	0	0	0.00	0.00
33	UJJIVAN SFB	0	0	0	0	0.00	0.00
34	ESAF SFB	0	0	0	0	0.00	0.00
35	UNITY SFB	0	0	0	0	0.00	0.00
	Total Small Financial Bank	0	0	0	0	0	0
	TOTAL FOR BIHAR	3876143	2652111	1432243	1033646	36.95	38.97

STATE LEVEL BANKERS' COMMITTEE BIHAR, PATNA							
(CONVENOR- STATE BANK OF INDIA) FY : 2023-24							
BANK-WISE AGRICULTURE LOAN OUTSTANDING TO SMALL, MARGINAL & OTHER FARMERES AS ON 31.03.2024							
Rs. In Lakh							
SL. NO.	BANKS NAME	SMALL FARMERS		MARGINAL FARMERS		OTHER FARMERS	
		NO.	O/S AMOUNT	NO.	O/S AMOUNT	NO.	O/S AMOUNT
	LEAD BANKS						
1	STATE BANK OF INDIA	102190	108328	485188	577392	29646	48954
2	CENTRAL BANK OF INDIA	94570	169326	151632	246198	101768	145901
3	PUNJAB NATIONAL BANK	128159	118678	249154	212315	33516	216846
4	CANARA BANK	33695	47592	6286	16285	78944	142340
5	UCO BANK	75824	18195	49749	15052	117624	152153
6	BANK OF BARODA	38772	39440	58678	64166	71960	150694
7	UNION BANK OF INDIA	42881	68710	45838	19498	23276	68664
	OTHER BANKS						
8	BANK OF INDIA	29748	41744	129218	81845	55217	164705
9	BANK OF MAHARASHTRA	0	0	0	0	2236	11203
10	INDIAN BANK	16486	33082	8745	16715	116121	194867
11	INDIAN OVERSEAS BANK	703	1311	2001	4042	2185	10747
12	PUNJAB AND SIND BANK	0	0	0	0	242	927
	Total Public Sector Bank	563028	646406	1186489	1253508	632735	1308001
	PRIVATE BANKS						
13	IDBI	41479	24600	23467	18104	354	3333
14	ICICI BANK	0	0	0	0	65767	126921
15	FEDERAL BANK	163	347	983	1116	3054	6738
16	JAMMU KASHMIR BANK	0	0	0	0	1	1
17	SOUTH INDIAN BANK	0	0	0	0	0	0
18	AXIS BANK	0	0	0	0	68035	160915
19	HDFC BANK	0	0	0	0	550097	319228
20	INDUSIND BANK	0	0	0	0	2858833	723942
21	KARNATAKA BANK	0	0	0	0	9	561
22	KOTAK MAHINDRA	84307	32681	513157	174410	2	16
23	YES BANK	31361	10309	0	0	25	775
24	BANDHAN BANK	0	0	0	0	339328	159651
25	RBL BANK	304639	57582	555965	195868	78748	37200
26	IDFC FIRST BANK Ltd	22517	6945	47837	11483	104561	33679
27	Karur Vysya Bank	0	0	0	0	0	0
	Total Private Sector Bank	484466	132464	1141409	400981	4068814	1572960
	Total COMM. BANKS	1047494	778870	2327898	1654489	4701549	2880961
	CO-OPERATIVE BANKS						
28	STATE CO-OP. BANK	265555	269820	88518	89940	88000	27936
	Total Cooperative Bank	265555	269820	88518	89940	88000	27936
	REGIONAL RURAL BANKS						
29	DAKSHIN BIHAR GRAMIN BANK	324151	47637	479252	55402	212223	846939
30	UTTAR BIHAR GRAMIN BANK	677293	455298	415115	297777	214	313
	Total Region Rural Bank	1001444	502935	894367	353179	212437	847252
	SMALL FINANCE BANK						
31	JANA SFB	137224	46356	0	0	83063	24234
32	UTKARSH SFB	388539	150266	420916	162708	0	80
33	UJJIVAN SFB	78	13	2694	521	344050	134168
34	ESAF SFB	0	0	0	0	53107	18416
35	UNITY SFB	18799	4595	42164	8986	6264	2117
	Total Small Financial Bank	544640	201230	465774	172215	486484	179015
	TOTAL FOR BIHAR	2859133	1752855	3776557	2269823	5488470	3935164

STATE LEVEL BANKERS' COMMITTEE BIHAR, PATNA				
(CONVENOR- STATE BANK OF INDIA) FY : 2023-24				
UPTO THE QUARTER ENDED March 2024 ATM IN KCC (No.)				
SL. NO.	BANK NAME	KCC OUTSTANDING NO. OF ACCOUNTS	SMART CARD/ATM ENABLED CARD ISSUED DURING THE FY 2023-24	SMART CARD/ATM ENABLED CARD ISSUED (CUMULATIVE) AS ON 31.03.2024
	LEAD BANKS			
1	STATE BANK OF INDIA	252047	24926	279988
2	CENTRAL BANK OF INDIA	242955	2722	268127
3	PUNJAB NATIONAL BANK	220538	0	206566
4	CANARA BANK	95724	30879	80104
5	UCO BANK	193045	2068	114256
6	BANK OF BARODA	56636	0	111789
7	UNION BANK OF INDIA	99610	1092	99959
	OTHER BANKS			0
8	BANK OF INDIA	105661	0	159653
9	BANK OF MAHARASHTRA	132	0	457
10	INDIAN BANK	87794	15299	96839
11	INDIAN OVERSEAS BANK	2638	6	6
12	PUNJAB AND SIND BANK	0	0	0
	Total Public Sector Bank	1356780	76992	1417744
	PRIVATE BANKS			0
13	IDBI	6777	0	0
14	ICICI BANK	4233	0	0
15	FEDERAL BANK	42	9	9
16	JAMMU KASHMIR BANK	0	0	0
17	SOUTH INDIAN BANK	0	0	0
18	AXIS BANK	105	0	0
19	HDFC BANK	547363	0	0
20	INDUSIND BANK	0	0	0
21	KARNATAKA BANK	0	0	0
22	KOTAK MAHINDRA	0	0	0
23	YES BANK	1380	0	0
24	BANDHAN BANK	0	0	0
25	RBL BANK	0	0	0
26	IDFC FIRST BANK Ltd	0	0	0
27	Karur Vysya Bank	0	0	0
	Total Private Sector Bank	559901	9	9
	Total COMM. BANKS	1916681	77001	1417753
	CO-OPERATIVE BANKS			0
28	STATE CO-OP. BANK	398713	1757	203074
	Total Cooperative Bank	398713	1757	203074
	REGIONAL RURAL BANKS			0
29	DAKSHIN BIHAR GRAMIN BANK	698517	148	613951
30	UTTAR BIHAR GRAMIN BANK	862232	0	488827
	Total Region Rural Bank	1560749	148	1102778
	SMALL FINANCE BANK			0
31	JANA SFB	0	0	0
32	UTKARSH SFB	0	0	0
33	UJJIVAN SFB	0	0	0
34	ESAF SFB	0	0	0
35	UNITY SFB	0	0	0
	Total Small Financial Bank	0	0	0
	TOTAL FOR BIHAR	3876143	78907	2723606

STATE LEVEL BANKERS' COMMITTEE BIHAR, PATNA									
(CONVENOR- STATE BANK OF INDIA) FY : 2023-24									
BANK WISE PROGRESS UNDER DAIRY AS ON : 31.03.2024									
SL. NO.	BANK NAME	TARGET		SANCTIONED		DISBURSED		ACHIEV %AGE	ACHIEV %AGE
		NO.	Amt	NO.	AMOUNT	NO.	AMOUNT	NO.	AMT
	LEAD BANKS								
1	STATE BANK OF INDIA	28721	68647	16	12	16	12	0.06	0.02
2	CENTRAL BANK OF INDIA	12492	29862	50	41	50	41	0.40	0.14
3	PUNJAB NATIONAL BANK	20399	48760	136	381	136	381	0.67	0.78
4	CANARA BANK	9077	21699	293	876	293	841	3.23	3.88
5	UCO BANK	6869	16427	241	895	238	798	3.46	4.86
6	BANK OF BARODA	8548	20444	95	250	95	175	1.11	0.86
7	UNION BANK OF INDIA	3498	8362	306	1690	306	1690	8.75	20.21
	OTHER BANKS								
8	BANK OF INDIA	10068	24068	46	198	46	101	0.46	0.42
9	BANK OF MAHARASHTRA	10	32	6	12	6	12	60.00	37.50
10	INDIAN BANK	8671	20723	17	91	17	91	0.20	0.44
11	INDIAN OVERSEAS BANK	1752	4193	375	2650	375	2650	21.40	63.20
12	PUNJAB AND SIND BANK	381	920	0	0	0	0	0.00	0.00
	Total Public Sector Bank	110486	264137	1581	7096	1578	6792	1.43	2.57
	PRIVATE BANKS								
13	IDBI	150	371	1	3	1	1	0.67	0.27
14	ICICI BANK	1762	4207	0	0	0	0	0.00	0.00
15	FEDERAL BANK	234	559	0	0	0	0	0.00	0.00
16	JAMMU KASHMIR BANK	0	0	0	0	0	0	0.00	0.00
17	SOUTH INDIAN BANK	0	0	0	0	0	0	0.00	0
18	AXIS BANK	1363	3268	0	0	0	0	0.00	0
19	HDFC BANK	4234	10120	0	0	0	0	0.00	0.00
20	INDUSIND BANK	1194	2862	0	0	0	0	0.00	0.00
21	KARNATAKA BANK	29	70	0	0	0	0	0.00	0.00
22	KOTAK MAHINDRA	698	1676	0	0	0	0	0.00	0.00
23	YES BANK	145	349	0	0	0	0	0.00	0.00
24	BANDHAN BANK	15071	36016	0	0	0	0	0.00	0.00
25	RBL BANK	145	349	0	0	0	0	0.00	0.00
26	IDFC FIRST BANK Ltd	292	698	77720	35438	77720	35438	26616.44	5077.08
27	Karur Vysya Bank	0	0	0	0	0	0	0.00	0.00
	Total Private Sector Bank	25317	60545	77721	35441	77721	35439	306.99	58.53
	Total COMM. BANKS	135803	324682	79302	42537	79299	42231	58.39	13.01
	CO-OPERATIVE BANKS								
28	STATE CO-OP. BANK	8996	21496	0	0	0	0	0.00	0.00
	Total Cooperative Bank	8996	21496	0	0	0	0	0.00	0.00
	REGIONAL RURAL BANKS								
25	DAKSHIN BIHAR GRAMIN BANK	31465	75202	5733	15495	5733	15495	18.22	20.6
30	UTTAR BIHAR GRAMIN BANK	34490	82425	4	5	2	3	0.01	0.00
	Total Region Rural Bank	65955	157627	5737	15500	5735	15498	8.70	9.83
	SMALL FINANCE BANK								
31	JANA SFB	1025	2447	14330	7326	14330	7326	1398.05	299.39
32	UTKARSH SFB	6011	14372	0	0	0	0	0.00	0.00
33	UJJIVAN SFB	1109	2655	624	338	624	338	56.27	12.73
34	ESAF SFB	241	580	19265	8704	19265	8704	7993.78	1500.69
35	UNITY SFB	0	0	376	138	376	138	0.00	0.00
	Total Small Financial Bank	8386	20054	34595	16506	34595	16506	412.53	82.31
	TOTAL FOR BIHAR	219140	523859	119634	74543	119629	74235	54.59	14.17

STATE LEVEL BANKERS' COMMITTEE BIHAR, PATNA									
(CONVENOR- STATE BANK OF INDIA) FY : 2023-24									
BANK WISE PERFORMANCE : KCC ANIMAL HUSBANDRY AS ON : 31.03.2024									
(Rs in Lakh)									
SL. NO	BANK NAME	TARGET		KCC ANIMAL HUSBANDRY -NEW				% ACHIEVEMENT	
		NO.	AMT.	SANCTION		DISBURSED		NO.	AMT.
				NO.	AMT.	NO.	AMT.		
	LEAD BANKS								
1	STATE BANK OF INDIA	22872	19898	8045	7698	8044	7692	35.17	38.66
2	CENTRAL BANK OF INDIA	10250	8918	137	235	137	183	1.34	2.05
3	PUNJAB NATIONAL BANK	17873	15548	1731	2399	1731	2399	9.68	15.43
4	CANARA BANK	6110	5312	3796	8884	3792	8882	62.06	167.21
5	UCO BANK	5465	4753	850	2412	738	2412	13.50	50.75
6	BANK OF BARODA	5987	5206	2227	2567	2227	2567	37.20	49.31
7	UNION BANK OF INDIA	682	593	2470	4652	2470	4652	362.17	784.49
	OTHER BANKS								
8	BANK OF INDIA	8365	7272	305	297	305	297	3.65	4.08
9	BANK OF MAHARASHTRA	17	17	2	5	2	5	11.76	29.41
10	INDIAN BANK	6261	5442	260	306	260	306	4.15	5.62
11	INDIAN OVERSEAS BANK	675	588	46	185	46	185	6.81	31.46
12	PUNJAB AND SIND BANK	3	3	0	0	0	0	0.00	0.00
	Total Public Sector Bank	84560	73550	19869	29640	19752	29580	23.36	40.22
	PRIVATE BANKS								
13	IDBI	1232	1072	2	5	2	2	0.16	0.19
14	ICICI BANK	1779	1547	0	0	0	0	0.00	0.00
15	FEDERAL BANK	92	80	0	0	0	0	0.00	0.00
16	JAMMU KASHMIR BANK	0	0	0	0	0	0	0.00	0.00
17	SOUTH INDIAN BANK	0	0	0	0	0	0	0.00	0.00
18	AXIS BANK	2146	1866	0	0	0	0	0.00	0.00
19	HDFC BANK	2204	1916	0	0	0	0	0.00	0.00
20	INDUSIND BANK	277	241	0	0	0	0	0.00	0.00
21	KARNATAKA BANK	0	0	0	0	0	0	0.00	0.00
22	KOTAK MAHINDRA	431	375	0	0	0	0	0.00	0.00
23	YES BANK	0	0	0	0	0	0	0.00	0.00
24	BANDHAN BANK	3896	3391	0	0	0	0	0.00	0.00
25	RBL BANK	93	81	0	0	0	0	0.00	0.00
26	IDFC FIRST BANK Ltd	92	80	0	0	0	0	0.00	0.00
27	Karur Vysya Bank	0	0	0	0	0	0	0.00	0.00
	Total Private Sector Bank	12242	10649	2	5	2	2	0.02	0.02
	Total COMM. BANKS	96802	84199	19871	29645	19754	29582	20.41	35.13
	CO-OPERATIVE BANKS								
28	STATE CO-OP. BANK	12458	10840	0	0	0	0	0.00	0.00
	Total Cooperative Bank	12458	10840	0	0	0	0	0.00	0.00
	REGIONAL RURAL BANKS								
29	DAKSHIN BIHAR GRAMIN BANK	20561	17888	8708	4845	8708	4845	42.35	27.09
30	UTTAR BIHAR GRAMIN BANK	30128	26212	224	237	216	173	0.72	0.66
	Total Region Rural Bank	50689	44100	8932	5082	8924	5018	17.61	11.38
	SMALL FINANCE BANK								
31	JANA SFB	430	374	0	0	0	0	0.00	0.00
32	UTKARSH SFB	5344	4645	0	0	0	0	0.00	0.00
33	UJJIVAN SFB	645	561	0	0	0	0	0.00	0.00
34	ESAF SFB	74	64	0	0	0	0	0.00	0.00
35	UNITY SFB	0	0	0	0	0	0	0.00	0.00
36	SMALL FINANCE BANK Total Sm	6493	5644	0	0	0	0	0.00	0.00
	TOTAL FOR BIHAR	166442	144783	28803	34727	28678	34600	17.23	23.90

STATE LEVEL BANKERS' COMMITTEE BIHAR, PATNA									
(CONVENOR- STATE BANK OF INDIA) FY : 2023-24									
BANK WISE PROGRESS UNDER POULTRY UNITS AS ON : 31.03.2024									
(Rs in Lakh)									
SL. NO.	BANK NAME	TARGET		SANCTIONED		DISBURSED		ACHIEV %AGE	ACHIEV %AGE
		NO.	Amt	NO.	AMOUNT	NO.	AMOUNT	NO.	AMT
	LEAD BANKS								
1	STATE BANK OF INDIA	9560	34322	4	227	4	227	0.04	0.66
2	CENTRAL BANK OF INDIA	4155	14930	9	105	9	105	0.22	0.70
3	PUNJAB NATIONAL BANK	6791	24386	36	1148	36	1148	0.53	4.71
4	CANARA BANK	3016	10849	481	1632	481	1558	15.95	14.36
5	UCO BANK	2284	8202	62	365	58	324	2.54	3.95
6	BANK OF BARODA	2847	10222	55	115	55	115	1.93	1.13
7	UNION BANK OF INDIA	1169	4202	56	820	56	820	4.79	19.51
	OTHER BANKS								
8	BANK OF INDIA	3351	12037	29	278	29	198	0.87	1.64
9	BANK OF MAHARASHTRA	9	33	0	0	0	0	0.00	0.00
10	INDIAN BANK	2879	10361	0	0	0	0	0.00	0.00
11	INDIAN OVERSEAS BANK	583	2098	30	780	30	780	5.15	37.18
12	PUNJAB AND SIND BANK	4	15	0	0	0	0	0.00	0.00
	Total Public Sector Bank	36648	131657	762	5470	758	5275	2.07	4.01
	PRIVATE BANKS								
13	IDBI	701	2518	15	126	15	45	2.14	1.79
14	ICICI BANK	1186	4278	0	0	0	0	0.00	0.00
15	FEDERAL BANK	77	280	0	0	0	0	0.00	0.00
16	JAMMU KASHMIR BANK	0	0	0	0	0	0	0.00	0.00
17	SOUTH INDIAN BANK	0	0	0	0	0	0	0.00	0
18	AXIS BANK	693	2472	0	0	0	0	0.00	0
19	HDFC BANK	1407	5066	0	0	0	0	0.00	0.00
20	INDUSIND BANK	399	1433	0	0	0	0	0.00	0.00
21	KARNATAKA BANK	10	35	0	0	0	0	0.00	0.00
22	KOTAK MAHINDRA	236	839	0	0	0	0	0.00	0.00
23	YES BANK	49	174	0	0	0	0	0.00	0.00
24	BANDHAN BANK	4638	16652	0	0	0	0	0.00	0.30
25	RBL BANK	49	174	0	0	0	0	0.00	0.00
26	IDFC FIRST BANK Ltd	97	349	1635	737	1635	737	1685.57	211.17
27	Karur Vysya Bank	0	0	0	0	0	0	0.00	0.00
	Total Private Sector Bank	9542	34270	1650	863	1650	782	17.29	2.28
	Total COMM. BANKS	46190	165927	2412	6333	2408	6057	5.21	3.65
	CO-OPERATIVE BANKS								
28	STATE CO-OP. BANK	3104	11143	0	0	0	0	0.00	0.00
	Total Cooperative Bank	3104	11143	0	0	0	0	0.00	0.00
	REGIONAL RURAL BANKS								
29	DAKSHIN BIHAR GRAMIN BANK	10473	37601	0	0	0	0	0.00	0
30	UTTAR BIHAR GRAMIN BANK	10026	35994	0	0	0	0	0.00	0.00
	Total Region Rural Bank	20499	73595	0	0	0	0	0.00	0.00
	SMALL FINANCE BANK								
31	JANA SFB	338	1224	0	0	0	0	0.00	0.00
32	UTKARSH SFB	1997	7188	0	0	0	0	0.00	0.00
33	UJJIVAN SFB	370	1329	0	0	0	0	0.00	0.00
34	FSAF SFB	83	290	524	243	524	243	631.33	83.79
35	UNITY SFB	0	0	42	18	42	18	0.00	0.00
	Total Small Financial Bank	2788	10031	566	261	566	261	20.30	2.60
	TOTAL FOR BIHAR	72581	260696	2978	6594	2974	6318	4.10	2.42

STATE LEVEL BANKERS' COMMITTEE BIHAR, PATNA									
(CONVENOR- STATE BANK OF INDIA) FY : 2023-24									
BANK WISE PROGRESS UNDER FISHERY UNITS AS ON : 31.03.2024									
(Rs in Lakh)									
SL. NO.	BANK NAME	TARGET		SANCTIONED		DISBURSED		ACHIEV %AGE	ACHIEV %AGE
		NO.	Amt	NO.	AMOUNT	NO.	AMOUNT	NO.	AMT
	LEAD BANKS								
1	STATE BANK OF INDIA	7181	17164	2	89	2	89	0.03	0.52
2	CENTRAL BANK OF INDIA	3126	7465	2	2	2	2	0.06	0.03
3	PUNJAB NATIONAL BANK	5100	12190	8	210	6	179	0.12	1.47
4	CANARA BANK	2272	5425	72	209	72	182	3.17	3.35
5	UCO BANK	1713	4093	52	289	48	256	2.80	6.25
6	BANK OF BARODA	2138	5110	4	9	4	9	0.19	0.18
7	UNION BANK OF INDIA	999	2379	2	26	2	26	0.20	1.09
	OTHER BANKS								
8	BANK OF INDIA	2517	6017	0	0	0	0	0.00	0.00
9	BANK OF MAHARASHTRA	10	33	0	0	0	0	0.00	0.00
10	INDIAN BANK	2171	5183	0	0	0	0	0.00	0.00
11	INDIAN OVERSEAS BANK	438	1040	0	0	0	0	0.00	0.00
12	PUNJAB AND SIND BANK	2	15	0	0	0	0	0.00	0.00
	Total Public Sector Bank	27667	66114	142	834	136	743	0.49	1.12
	PRIVATE BANKS								
13	IDBI	523	1246	0	0	0	0	0.00	0.00
14	ICICI BANK	907	2157	0	0	0	0	0.00	0.00
15	FEDERAL BANK	60	141	0	0	0	0	0.00	0.00
16	JAMMU KASHMIR BANK	0	0	0	0	0	0	0.00	0.00
17	SOUTH INDIAN BANK	0	0	0	0	0	0	0.00	0
18	AXIS BANK	390	937	0	0	0	0	0.00	0
19	HDFC BANK	1058	2526	0	0	0	0	0.00	0.00
20	INDUSIND BANK	298	710	0	0	0	0	0.00	0.00
21	KARNATAKA BANK	7	17	0	0	0	0	0.00	0.00
22	KOTAK MAHINDRA	173	415	0	0	0	0	0.00	0.00
23	YES BANK	36	86	0	0	0	0	0.00	0.00
24	BANDHAN BANK	2574	6156	0	0	0	0	0.00	0.00
25	RBL BANK	36	86	0	0	0	0	0.00	0.00
26	IDFC FIRST BANK Ltd	73	174	5512	2535	5512	2535	7550.68	1456.90
27	Karur Vysya Bank	0	0	0	0	0	0	0.00	0.00
	Total Private Sector Bank	6135	14651	5512	2535	5512	2535	89.85	17.30
	Total COMM. BANKS	33802	80765	5654	3369	5648	3278	16.71	4.06
	CO-OPERATIVE BANKS								
28	STATE CO-OP. BANK	2476	5929	1	1	1	1	0.04	0.02
	Total Cooperative Bank	2476	5929	1	1	1	1	0.04	0.02
	REGIONAL RURAL BANKS								
29	DAKSHIN BIHAR GRAMIN BANK	7865	18802	0	0	0	0	0.00	0
30	UTTAR BIHAR GRAMIN BANK	7531	18000	0	0	0	0	0.00	0.00
	Total Region Rural Bank	15396	36802	0	0	0	0	0.00	0.00
	SMALL FINANCE BANK								
31	JANA SFB	257	609	0	0	0	0	0.00	0.00
32	UTKARSH SFB	1501	3593	0	0	0	0	0.00	0.00
33	UJJIVAN SFB	276	659	0	0	0	0	0.00	0.00
34	ESAF SFB	64	152	1522	670	1522	670	2378.13	440.79
35	UNITY SFB	0	0	443	176	443	176	0.00	0.00
	Total Small Financial Bank	2098	5013	1965	846	1965	846	93.66	16.88
	TOTAL FOR BIHAR	53772	128509	7620	4216	7614	4125	14.16	3.21

STATE LEVEL BANKERS' COMMITTEE BIHAR, PATNA									
(CONVENOR- STATE BANK OF INDIA) FY : 2023-24									
BANK WISE PERFORMANCE :KCC FISHERIES AS ON : 31.03.2024									
(Rs in Lakh)									
SL. NO	BANK NAME	TARGET		KCC ANIMAL FISHERIES -NEW				% ACHIEVEMENT	
				SANCTION		DISBURSED			
		NO.	AMT	NO.	AMT	NO.	AMT.	NO.	AMT.
	LEAD BANKS								
1	STATE BANK OF INDIA	13353	11615	354	686	353	686	2.64	5.91
2	CENTRAL BANK OF INDIA	5981	5200	1	1	1	1	0.02	0.02
3	PUNJAB NATIONAL BANK	10424	9069	29	72	29	72	0.28	0.79
4	CANAKA BANK	3555	3089	180	968	168	959	4.73	31.05
5	UCO BANK	3182	2767	48	116	47	94	1.48	3.40
6	BANK OF BARODA	3481	3027	72	57	71	56	2.94	1.85
7	UNION BANK OF INDIA	2772	2409	43	80	43	80	1.55	3.32
	OTHER BANKS								
8	BANK OF INDIA	4872	4237	24	19	24	19	0.49	0.45
9	BANK OF MAHARASHTRA	19	19	0	0	0	0	0.00	0.00
10	INDIAN BANK	3648	3168	0	0	0	0	0.00	0.00
11	INDIAN OVERSEAS BANK	538	471	18	425	18	425	3.35	90.23
12	PUNJAB AND SIND BANK	3	3	0	0	0	0	0.00	0.00
	Total Public Sector Bank	51828	45074	769	2424	754	2392	1.45	5.31
	PRIVATE BANKS								
13	IDBI	719	632	0	0	0	0	0.00	0.00
14	ICICI BANK	1022	889	0	0	0	0	0.00	0.00
15	FEDERAL BANK	53	46	0	0	0	0	0.00	0.00
16	JAMMU KASHMIR BANK	0	0	0	0	0	0	0.00	0.00
17	SOUTH INDIAN BANK	0	0	0	0	0	0	0.00	0.00
18	AXIS BANK	1233	1074	0	0	0	0	0.00	0.00
19	HDFC BANK	1276	1108	0	0	0	0	0.00	0.00
20	INDUSIND BANK	157	137	0	0	0	0	0.00	0.00
21	KARNATAKA BANK	0	0	0	0	0	0	0.00	0.00
22	KOTAK MAHINDRA	252	221	0	0	0	0	0.00	0.00
23	YES BANK	0	0	0	0	0	0	0.00	0.00
24	BANDHAN BANK	1543	1344	0	0	0	0	0.00	0.00
25	RBL BANK	51	45	0	0	0	0	0.00	0.00
26	IDFC FIRST BANK Ltd	53	46	0	0	0	0	0.00	0.00
27	Karur Vysya Bank	0	0	0	0	0	0	0.00	0.00
	Total Private Sector Bank	6355	5542	0	0	0	0	0.00	0.00
	Total COMM. BANKS	58187	50616	769	2424	754	2392	1.30	4.73
	CO-OPERATIVE BANKS								
28	STATE CO-OP. BANK	5468	4763	9	4	9	4	0.16	0.08
	Total Cooperative Bank	5468	4763	9	4	9	4	0.16	0.08
	REGIONAL RURAL BANKS								
29	DAKSHIN BIHAR GRAMIN BANK	18106	15752	0	0	0	0	0.00	0.00
30	UTTAR BIHAR GRAMIN BANK	17590	15303	33	55	32	48	0.18	0.31
	Total Region Rural Bank	35696	31055	33	55	32	48	0.09	0.15
	SMALL FINANCE BANK								
31	JANA SFB	252	220	0	0	0	0	0.00	0.00
32	UTKARSH SFB	3111	2705	0	0	0	0	0.00	0.00
33	UJJIVAN SFB	360	314	0	0	0	0	0.00	0.00
34	ESAF SFB	46	40	0	0	0	0	0.00	0.00
35	UNITY SFB	0	0	0	0	0	0	0.00	0.00
	Total Small Financial Bank	3769	3279	0	0	0	0	0.00	0.00
	TOTAL FOR BIHAR	103120	85713	811	2483	795	2444	0.77	2.72




STATE LEVEL BANKERS' COMMITTEE BIHAR, PATNA						
(CONVENOR- STATE BANK OF INDIA) FY : 2023-24						
BANK-WISE PROGRESS UNDER SELF HELP GROUP AS ON 31.03.2024 (Rs. in lakh)						
SL.NO.	NAME OF BANKS	TARGET (CREDIT LINKAGE)	SAVING BANK LINKAGE DONE	CREDIT LINKAGE (SANCTION)		CREDIT LINKAGE % ACHIEV.
		NO.	NO.	NO.	AMT.	(NO.)
	LEAD BANKS					
1	STATE BANK OF INDIA	35441	8957	63915	220900	180.34
2	CENTRAL BANK OF INDIA	18893	3928	18037	57200	95.47
3	PUNJAB NATIONAL BANK	31256	2286	24987	93000	79.94
4	CANARA BANK	8881	934	5772	18700	64.99
5	UCO BANK	6704	2007	10477	37000	120.37
6	BANK OF BARODA	10283	2461	17853	68700	173.62
7	UNION BANK OF INDIA	5629	1017	3251	10000	57.75
	OTHER BANKS					
8	BANK OF INDIA	12808	3466	15016	53200	117.24
9	BANK OF MAHARASHTRA	66	0	0	0	0.00
10	INDIAN BANK	10905	1536	8442	30000	77.41
11	INDIAN OVERSEAS BANK	1309	11	51	200	3.90
12	PUNJAB AND SIND BANK	260	0	0	0	0.00
	Total Public Sector Bank	144435	26603	167801	588900	116.18
	PRIVATE BANKS					
13	IDBI	1581	15	71	200	4.49
14	ICICI BANK	850	270	1155	4000	135.88
15	FEDERAL BANK	140	0	0	0	0.00
16	JAMMU KASHMIR BANK	14	0	0	0	0.00
17	SOUTH INDIAN BANK	0	0	0	0	0.00
18	AXIS BANK	1159	0	0	0	0.00
19	HDFC BANK	1376	2	4	0	0.29
20	INDUSIND BANK	288	0	0	0	0.00
21	KARNATAKA BANK	0	0	0	0	0.00
22	KOTAK MAHINDRA	105	0	0	0	0.00
23	YES BANK	14	0	0	0	0.00
24	BANDHAN BANK	2679	0	0	0	0.00
25	RBL BANK	0	0	0	0	0.00
26	IDFC FIRST BANK Ltd	0	0	0	0	0.00
27	Karur Vysya Bank	0	0	0	0	0.00
	Total Private Sector Bank	8206	287	1230	4200	14.99
	Total COMM. BANKS	152641	26890	169031	593100	110.74
	CO-OPERATIVE BANKS					
28	STATE CO-OP. BANK	0	60	54	100	0.00
	Total Cooperative Bank	0	60	54	100	0.00
	REGIONAL RURAL BANKS					
29	DAKSHIN BIHAR GRAMIN BANK	47701	8958	82963	321300	173.92
30	UTTAR BIHAR GRAMIN BANK	49658	16955	87813	276000	176.84
	Total Region Rural Bank	97359	25913	170776	597300	175.41
	SMALL FINANCE BANK					
31	JANA SFB	0	0	0	0	0.00
32	UTKARSH SFB	0	0	0	0	0.00
33	UJJIVAN SFB	0	0	0	0	0.00
34	ESAF SFB	0	0	0	0	0.00
35	UNITY SFB	0	0	0	0	0.00
	Total Small Financial Bank	0	0	0	0	0.00
	TOTAL FOR BIHAR	250000	52863	339861	1190500	135.94

JEEVAKA - Bank with SHG Bank Linkage Progress Status in FY 2023-24

S. No.	Bank Name	Progress of SHGs Saving Account Opening (April 2023-March 2024)	Progress of SHGs 1st credit linkage (April 2023-March 2024)	Progress of SHGs 2nd credit linkage (April 2023-March 2024)	Progress of SHGs 3rd credit linkage (April 2023-March 2024)	Total Credit Linkage (1st+2nd+3rd+4th) during (April 2023-March 2024)	Progress of Credit Amount in Rs Lakh (1st, 2nd, 3rd & 4th credit linkage) (April 2023-March 2024)
1	Bank of Baroda	2461	2833	7247	7773	17853	68700
2	Bank of India	3466	3662	5906	5448	15016	53200
3	Canara Bank	934	1364	3023	1385	5772	18700
4	Central Bank of India	3928	5333	8270	4434	18037	57200
5	Dakshin Bihar Gramin Bank	8958	10559	37092	35312	82963	321300
6	HDFC Bank	2	2	2	0	4	0
7	ICICI Bank	270	303	469	383	1155	4000
8	IDBI Bank	15	41	30	0	71	200
9	Indian Bank	1536	1880	3574	2988	8442	30000
10	Indian Overseas Bank	11	7	18	26	51	200
11	Punjab National Bank	2286	4468	10603	9916	24987	93000
12	State Bank of India	8957	11401	34017	18497	63915	220900
13	State Co - operative Bank Ltd.	60	54	0	0	54	100
14	UCO Bank	2007	2308	4556	3613	10477	37000
15	Union Bank of India	1017	1244	1147	860	3251	10000
16	Uttar Bihar Gramin Bank	16955	24391	43777	19645	87813	276000
	Grand Total	52863	69850	159731	110280	339861	1190500

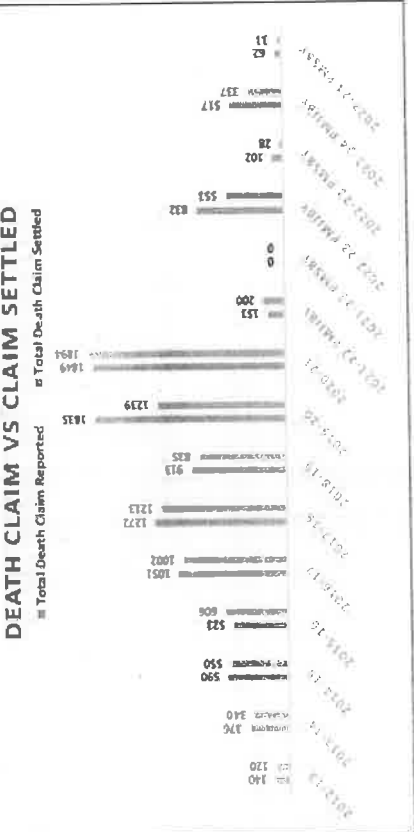

JEEVKA-YEARWISE SHG BANK LINKAGE PROGRESS

Sl.No	Year/Period	No. of SHG's Savings A/C. Opened	No. of SHG's 1st, 2nd & 3rd Bank Credit Linkage Done	Bank Credit Linkage Amount (1st, 2nd & 3rd) (in Rs. Lakhs)
1	2008-12	41348	26078	12253
2	Progress (April 2008-Mar 2012)	41345	26032	12258
3	2012-13	42467	28293	22136
4	Progress (April 2012-Mar 2013)	16106	29219	10458
5	2013-14	47400	16253	13623
6	Progress (April 2013-Mar 2014)	37556	23527	14927
7	2014-15	41196	12194	6196
8	Progress (April 2014-Mar 2015)	116783	81403	2853
9	2015-16	53239	22121	13602
10	Progress (April 2015-Mar 2016)	120268	100800	64006
11	2016-17	87031	69194	29016
12	Progress (April 2016-Mar 2017)	137995	170853	169385
13	2017-18	60230	38769	31881
14	Progress (April 2017-Mar 2018)	143177	196302	236415
15	2018-19	24061	50626	45842
16	Progress (April 2018-Mar 2019)	131851	222810	281081
17	2019-20	80178	103822	119216
18	Progress (April 2019-Mar 2020)	91097	214196	382334
19	2020-21	91226	121836	144925
20	Progress (April 2020-Mar 2021)	98038	176624	350720
21	2021-22	59642	145712	203188
22	Progress (April 2021-Mar 2022)	16426	245566	557422
23	2022-23	365425	1759972	2383005
24	Progress (April 2022-Mar 2023)	18783	293840	876449
25	2023-24	400792	1985440	3748273
26	Progress (April-Dec 2023)	41568	234108	764332



MICROINSURANCE – YEARWISE ACHIEVEMENT

Financial Year	Enrolment of SHG members	Total Death Claim Reported	Total Death Claim Settled	Claim Settlement Amt (in Lakhs)
2012-13	191140	140	120	37.35
2013-14	270890	376	340	102.9
2014-15	373000	590	550	166.66
2015-16	417036	523	606	181.8
2016-17	860611	1051	1002	303.75
2017-18	165178	1272	1213	374.7
2018-19	1286728	913	835	1010.05
2019-20	2087651	1835	1239	2372.6
2020-21	NIL	1849	1894	3788
2021-22 PMJBY	4415226	153	200	400
2021-22 PMSBY	4751058	0	0	0
2022-23 PMJBY	5368878	832	553	1058.4
2022-23 PMSBY	5882788	102	28	56
2023-24 PMJBY	6498564	517	337	665.5
2023-24 PMSBY	7153159	62	33	66
Total	-	10215	8950	10583.71



STATE LEVEL BANKERS' COMMITTEE BIHAR, PATNA
(CONVENOR- STATE BANK OF INDIA) FY : 2023-24
BANK WISE PROGRESS UNDER EDUCATION LOAN AS ON 31.03.2024

Rs. in Lakhs

SL. NO.	BANK NAME	TARGET		SANCTIONED		DISBURSED		ACHIEV %AGE	ACHIEV %AGE
		NO.	AMOUNT	NO.	AMOUNT	NO.	AMOUNT	NO.	AMT
1	STATE BANK OF INDIA	7928	47485	1823	12822	3660	9300	46.17	19.59
2	CENTRAL BANK OF INDIA	3450	20682	820	1916	820	1916	23.77	9.26
3	PUNJAB NATIONAL BANK	7334	43944	3184	7031	3184	7031	43.41	16.00
4	CANARA BANK	1740	10407	6426	8927	6426	6570	369.31	63.13
5	UCO BANK	2075	12432	141	1168	334	715	16.10	5.75
6	BANK OF BARODA	3135	18772	338	3466	1185	2662	37.80	14.18
7	UNION BANK OF INDIA	1499	8975	169	2641	169	1010	11.27	11.25
	OTHER BANKS								
8	BANK OF INDIA	376	2256	806	1663	806	1442	214.86	63.92
9	BANK OF MAHARASHTRA	404	2391	323	2517	323	2517	79.95	105.27
10	INDIAN BANK	635	3801	298	1105	298	1105	46.93	29.07
11	INDIAN OVERSEAS BANK	887	5291	58	1211	58	1211	6.54	22.89
12	PUNJAB AND SIND BANK	579	3472	26	228	26	228	4.49	6.57
	Total Public Sector Bank	30042	179908	14412	44695	17289	35707	57.55	19.85
	PRIVATE BANKS								
13	IDBI	214	1299	124	467	124	102	57.94	7.85
14	ICICI BANK	790	4720	784	2922	784	2922	99.24	61.91
15	FEDERAL BANK	360	2152	1	1	1	1	0.28	0.05
16	JAMMU KASHMIR BANK	13	77	6	30	6	30	46.15	38.96
17	SOUTH INDIAN BANK	6	33	10	21	10	21	166.67	63.64
18	AXIS BANK	2211	13273	75	1255	66	465	2.99	3.50
19	HDFC BANK	361	2157	92	142	92	142	25.48	6.58
20	INDUSIND BANK	1	5	0	0	0	0	0.00	0.00
21	KARNATAKA BANK	27	160	5	23	5	23	18.52	14.38
22	KOTAK MAHINDRA	551	3292	0	0	0	0	0.00	0.00
23	YES BANK	8	49	1	3	1	3	12.50	6.12
24	BANDHAN BANK	407	2402	0	0	0	0	0.00	0.00
25	RBL BANK	49	286	0	0	0	0	0.00	0.00
26	IDFC FIRST BANK Ltd	4	25	0	0	0	0	0.00	0.00
27	Karur Vysya Bank	12	69	0	0	0	0	0.00	0.00
	Total Private Sector Bank	5014	29999	1098	4864	1089	3709	21.72	12.36
	Total COMM. BANKS	35056	209907	15510	49559	18378	39416	52.42	18.78
	CO-OPERATIVE BANKS								
28	STATE CO-OP. BANK	62	361	0	0	0	0	0.00	0.00
	Total Cooperative Bank	62	361	0	0	0	0	0.00	0.00
	REGIONAL RURAL BANKS								
29	DAKSHIN BIHAR GRAMIN BANK	729	4360	167	275	167	275	22.91	6.31
30	UTTAR BIHAR GRAMIN BANK	159	936	13	50	13	22	8.18	2.35
	Total Region Rural Bank	888	5296	180	325	180	297	20.27	5.61
	SMALL FINANCE BANK								
31	JANA SFB	98	557	0	0	0	0	0.00	0.00
32	UTKARSH SFB	14	91	0	0	0	0	0.00	0.00
33	UJJIVAN SFB	249	1476	0	0	0	0	0.00	0.00
34	ESAF SFB	10	50	0	0	0	0	0.00	0.00
35	UNITY SFB	0	0	0	0	0	0	0.00	0.00
	Total Small Financial Bank	371	2174	0	0	0	0	0.00	0.00
	TOTAL FOR BIHAR	36377	217738	15690	49884	18558	39713	51.02	18.24

STATE LEVEL BANKERS' COMMITTEE BIHAR, PATNA							
(CONVENOR- STATE BANK OF INDIA) FY - 2023-24							
BANK-WISE OUTSTANDING AND NPA UNDER EDUCATION LOAN AS ON 31.03.2024							
							Rs. In Lakh
SL. NO.	BANKS NAME	EDUCATION LOAN		NPA IN EDUCATION LOAN		NPA %	
		NO.	AMOUNT	NO.	AMOUNT	NO.	AMOUNT
	LEAD BANKS						
1	STATE BANK OF INDIA	14760	68156	1022	3269	6.92	4.80
2	CENTRAL BANK OF INDIA	6027	19980	2655	8009	44.05	40.09
3	PUNJAB NATIONAL BANK	17420	50561	4563	17047	26.19	33.72
4	CANARA BANK	5484	25077	919	3105	16.76	12.38
5	UCO BANK	2449	7758	749	2361	30.58	30.48
6	BANK OF BARODA	2864	16355	434	1217	15.15	7.44
7	UNION BANK OF INDIA	3409	16765	571	1990	16.75	11.87
	OTHER BANKS						
8	BANK OF INDIA	3992	15044	647	2173	16.21	14.44
9	BANK OF MAHARASHTRA	329	1845	9	29	2.74	1.57
10	INDIAN BANK	3637	11114	1895	2750	52.10	24.74
11	INDIAN OVERSEAS BANK	595	2215	53	178	8.91	8.04
12	PUNJAB AND SIND BANK	93	628	15	108	16.13	17.20
	Total Public Sector Bank	61059	235498	13532	42236	22.16	17.93
	PRIVATE BANKS						
13	IDBI	470	1560	34	84	7.23	5.38
14	CICI BANK	1763	10817	23	96	1.30	0.89
15	FEDERAL BANK	16	67	5	24	31.25	35.82
16	JAMMU KASHMIR BANK	18	90	0	0	0.00	0.00
17	SOUTH INDIAN BANK	0	0	0	0	0.00	0.00
18	AXIS BANK	25	178	18	54	72	30.34
19	HDFC BANK	360	848	9	18	2.50	2.12
20	INDUSIND BANK	0	0	0	0	0.00	0.00
21	KARNATAKA BANK	5	23	0	0	0.00	0.00
22	KOTAK MAHINDRA	0	0	0	0	0.00	0.00
23	YES BANK	1	3	0	0	0.00	0.00
24	BANDHAN BANK	0	0	0	0	0.00	0.00
25	RBL BANK	0	0	0	0	0.00	0.00
26	IDFC FIRST BANK Ltd	0	0	0	0	0.00	0.00
27	Karur Vysya Bank	0	0	0	0	0.00	0.00
	Total Private Sector Bank	2658	13586	89	276	3.35	2.03
	Total COMM. BANKS	63717	249084	13621	42512	21.38	17.07
	CO-OPERATIVE BANKS						
28	STATE CO-OP. BANK	0	0	0	0	0.00	0.00
	Total Cooperative Bank	0	0	0	0	0.00	0.00
	REGIONAL RURAL BANKS						
29	DAKSHIN BIHAR GRAMIN BANK	4686	13870	2374	7615	50.66	54.9
30	UTTAR BIHAR GRAMIN BANK	2225	5498	1351	3657	60.72	66.52
	Total Region Rural Bank	6911	19368	3725	11272	53.90	58.20
	SMALL FINANCE BANK						
31	JANA SFB	0	0	0	0	0.00	0.00
32	UTKARSH SFB	0	0	0	0	0.00	0.00
33	UJJIVAN SFB	0	0	0	0	0.00	0.00
34	ESAF SFB	1	1	0	0	0	0
35	UNITY SFB	0	0	0	0	0.00	0.00
	Total Small Financial Bank	1	1	0	0	0.00	0.00
	TOTAL FOR BIHAR	70629	268453	17346	53784	24.56	20.03

STATE LEVEL BANKERS' COMMITTEE BIHAR, PATNA
(CONVENOR- STATE BANK OF INDIA)

BANKWISE PERFORMANCE UNDER PRADHAN MANTRI MUDRA YOJNA (SHISHU CATEGORY- LOAN UP TO Rs.50,000) FY 2023-24 AS ON : March 2024

SL NO	BANK NAME	SANCTIONED				DISBURSED				SANCTIONED				DISBURSED				SANCTIONED				DISBURSED				TOTAL SHISHU ACCOUNTS SANCT/DISB INCL. RENEWALS AS ON March 2024 (A+B)	(RS. IN LACS)
		NO. OF A/C		AMT		NO. OF A/C		AMT		NO. OF A/C		AMT		NO. OF A/C		AMT		NO. OF A/C		AMT		NO. OF A/C		AMT			
1	STATE BANK OF INDIA	42377	13590	42377	13590	845	367	845	361	49222	13957	49222	361	43222	43222	13957	43222										
2	CENTRAL BANK OF INDIA	1964	617	1964	617	3204	1411	3204	1411	5168	2028	5168	2028	5168	2028	2028	5168										
3	PUNJAB NATIONAL BANK	9317	1462	9317	1462	1917	897	1917	897	11234	2359	11234	2359	11234	2359	2359	11234										
4	CANARA BANK	2474	3025	2474	3025	246	109	246	107	2720	1134	2720	107	2668	1091	1091	2668										
5	UCO BANK	1691	771	1672	761	0	0	0	0	1651	771	1651	0	1672	761	761	1672										
6	BANK OF BARODA	726	336	726	336	534	1147	534	1147	1873	870	1873	870	1873	870	870	1873										
7	UNION BANK OF INDIA	1989	919	1989	919	2262	967	2262	967	4251	1886	4251	1886	4251	1886	1886	4251										
8	OTHER BANKS																										
9	BANK OF INDIA	5257	770	5140	755	390	186	390	186	293	60	293	60	5647	956	956	5647										
10	BANK OF MAHARASHTRA	379	53	379	53	0	0	0	0	0	0	0	0	379	53	53	379										
11	INDIAN BANK	7132	979	7132	979	6484	832	6484	832	13616	1811	13616	832	13616	1791	1791	13616										
12	INDIAN OVERSEAS BANK	1119	525	1119	525	0	0	0	0	1119	525	1119	0	1119	525	525	1119										
13	PUNJAB AND SIND BANK	241	116	241	116	0	0	0	0	241	116	241	0	241	116	116	241										
14	Total Public Sector Bank	74666	21163	74481	21077	16495	5303	16495	5169	91161	26466	91161	26466	91161	26466	26466	91161										
15	PRIVATE BANKS																										
16	IDBI	0	0	0	0	0	0	0	0	0	0	0	0	0	0	0	0										
17	ICICI BANK	11921	3185	11921	3185	0	0	0	0	11921	3185	11921	0	11921	3185	3185	11921										
18	FEDERAL BANK	0	0	0	0	0	0	0	0	0	0	0	0	0	0	0	0										
19	JAMMU KASHMIR BANK	0	0	0	0	0	0	0	0	0	0	0	0	0	0	0	0										
20	SOUTH INDIAN BANK	0	0	0	0	0	0	0	0	0	0	0	0	0	0	0	0										
21	AXIS BANK	0	0	0	0	0	0	0	0	0	0	0	0	0	0	0	0										
22	HDFC BANK	18804	7998	18804	7998	154695	60302	154695	60302	37608	15996	37608	15996	154695	60302	60302	154695										
23	INDUSIND BANK	1417458	465110	1417458	465110	0	0	0	0	1417458	465110	1417458	0	1417458	465110	465110	1417458										
24	KARNATAKA BANK	0	0	0	0	0	0	0	0	0	0	0	0	0	0	0	0										
25	KOTAK MAHINDRA	38113	16027	38113	16027	0	0	0	0	38113	16027	38113	0	38113	16027	16027	38113										
26	YES BANK	27157	10571	27157	10571	0	0	0	0	27157	10571	27157	0	27157	10571	10571	27157										
27	BANDHAN BANK	344302	140691	344302	140691	0	0	0	0	344302	140691	344302	0	344302	140691	140691	344302										
28	RBL BANK	354087	146109	354087	146109	0	0	0	0	354087	146109	354087	0	354087	146109	146109	354087										
29	HDFC FIRST BANK Ltd	2114	31026	2114	31026	0	0	0	0	2114	31026	2114	0	2114	31026	31026	2114										
30	Karur Vysya Bank	0	0	0	0	0	0	0	0	0	0	0	0	0	0	0	0										
31	Total Private Sector Bank	2293956	820717	2255843	804690	173499	68300	173499	68300	2467455	889017	2467455	68300	2429942	872990	872990	2429942										
32	Total COMM. BANKS	2368622	841880	2330324	825767	189994	73603	189994	73469	2558616	915483	2558616	73469	2520218	899236	899236	2520218										
33	CO-OPERATIVE BANKS																										
34	STATE CO-OP. BANK	0	0	0	0	0	0	0	0	0	0	0	0	0	0	0	0										
35	Total Cooperative Bank	0	0	0	0	0	0	0	0	0	0	0	0	0	0	0	0										
36	REGIONAL RURAL BANKS																										
37	DAKSHIN BIHAR GRAMIN BANK	3140	1150	3140	1062	0	0	0	0	0	0	0	0	3140	1150	1150	3140										
38	UTTAR BIHAR GRAMIN BANK	170	48	170	27	4446	2203	4446	2203	4432	1571	4432	1571	4616	2251	2251	4616										
39	Total Region Rural Bank	3310	1198	3310	1089	4446	2203	4446	2203	4432	1571	4432	1571	7756	3401	3401	7756										
40	SMALL FINANCE BANK																										
41	JANA SFB	0	0	0	0	0	0	0	0	0	0	0	0	0	0	0	0										
42	UTKARSH SFB	345573	139670	345573	139670	0	0	0	0	0	0	0	0	345573	139670	139670	345573										
43	UJUVAN SFB	57526	26986	57526	26986	0	0	0	0	57526	26986	57526	0	57526	26986	26986	57526										
44	ESAF SFB	20714	8210	20714	8210	0	0	0	0	20714	8210	20714	0	20714	8210	8210	20714										
45	UNITY SFB	0	0	0	0	0	0	0	0	0	0	0	0	0	0	0	0										
46	Total Small Financial Bank	423813	174866	423813	174866	0	0	0	0	0	0	0	0	423813	174866	174866	423813										
47	TOTAL FOR BIHAR	2795745	1017944	2757447	1001722	194440	75806	194440	75040	196326	1093750	196326	75040	2990185	1093750	1093750	2990185										

STATE LEVEL BANKERS' COMMITTEE BIHAR, PATNA
 (CONVENOR- STATE BANK OF INDIA)
 FY : 2023-24

BANKWISE PERFORMANCE UNDER PRAADHAN MANTRI MUDRRA YOJNA (KISHORE CATEGORY- LOAN FROM 50,001 TO 5,00,000) AS ON : March 2024
 (RS. IN LACS)

Sl. No	BANK NAME	KISHORE ACCOUNTS SANCT/DISB EXCLUDING RENEWALS AS ON March 2024 (A)						NO. OF KISHORE ACCOUNTS RENEWED SANCT/DISB AS ON March 2024 (B)						TOTAL KISHORE ACCOUNTS SANCT/DISB INCL. RENEWALS AS ON March 2024 (A+B)					
		SANCTIONED		DISBURSED		SANCTIONED		DISBURSED		SANCTIONED		DISBURSED		SANCTIONED		DISBURSED			
		NO. OF A/C	AMT	NO. OF A/C	AMT	NO. OF A/C	AMT	NO. OF A/C	AMT	NO. OF A/C	AMT	NO. OF A/C	AMT	NO. OF A/C	AMT	NO. OF A/C	AMT		
	LEAD BANKS																		
1	STATE BANK OF INDIA	59295	61717	59295	61699	12116	38834	12116	38834	74411	100551	71411	100593						
2	CENTRAL BANK OF INDIA	1564	4594	1564	4502	6760	18198	6760	18198	8324	22792	8324	22630						
3	PUNJAB NATIONAL BANK	9899	26184	9899	26184	7420	21573	7159	21543	17328	47757	17058	47727						
4	CANARA BANK	3665	11348	3595	11130	257	740	256	735	3922	12088	3851	11865						
5	UCO BANK	1828	4596	1821	4573	0	0	0	0	1928	4596	1821	4573						
6	BANK OF BARODA	443	587	443	587	734	1015	734	1013	1177	1602	1177	1600						
7	UNION BANK OF INDIA	3292	6776	3292	6776	3307	6780	3307	6780	6599	13556	6599	13556						
8	OTHER BANKS																		
9	BANK OF INDIA	5818	15339	5670	15095	2387	8674	2159	3813	8205	24013	7829	18908						
10	BANK OF MAHARASHTRA	1394	2205	1394	2205	0	0	0	0	1394	2205	1394	2205						
11	INDIAN BANK	648	1317	648	1317	6404	7286	6403	7286	7052	8603	7051	8603						
12	INDIAN OVERSEAS BANK	3753	8271	3753	8271	0	0	0	0	3753	8271	3753	8271						
13	PUNJAB AND SIND BANK	704	1682	704	1682	0	0	0	0	704	1682	704	1682						
14	Total Public Sector Bank	92303	144616	92078	144021	39394	103100	38894	98132	131697	247716	130972	242153						
	PRIVATE BANKS																		
15	IDBI	0	0	0	0	0	0	0	0	0	0	0	0						
16	ICICI BANK	3182	7921	3182	7921	0	0	0	0	3182	7921	3182	7921						
17	FEDERAL BANK	0	0	0	0	0	0	0	0	0	0	0	0						
18	JAMNULU KASHMIR BANK	0	0	0	0	0	0	0	0	0	0	0	0						
19	SOUTH INDIAN BANK	0	0	0	0	0	0	0	0	0	0	0	0						
20	AXIS BANK	10147	34563	10147	34563	10147	34563	10147	34563	38274	35148	38274	35148						
21	INDUSIND BANK	503511	379412	503511	379412	0	0	0	0	503511	379412	503511	379412						
22	KARNATAKA BANK	6	22	6	22	6	22	6	22	12	44	12	44						
23	KOTAK MAHINDRA	25795	13528	0	0	0	0	0	0	25795	13528	0	0						
24	YES BANK	872	556	872	556	0	0	0	0	872	556	872	556						
25	BAJAJ FINSERV	876569	784394	876569	784394	0	0	0	0	876569	784394	876569	784394						
26	RBI BANK	0	0	0	0	0	0	0	0	0	0	0	0						
27	IDFC FIRST BANK Ltd	31953	24177	31953	24177	0	0	0	0	31953	24177	31953	24177						
28	Karur Vysya Bank	0	0	0	0	0	0	0	0	0	0	0	0						
29	Total Private Sector Bank	1451835	1224573	1426040	1211045	48427	49733	48427	49733	1500262	1274306	1474467	1260778						
30	Total COMM. BANKS	1544138	1369189	1518118	1355066	87821	152893	87321	147865	1631959	1522022	1605439	1502931						
	CO-OPERATIVE BANKS																		
31	STATE CO-OP. BANK	0	0	0	0	0	0	0	0	0	0	0	0						
32	Total Cooperative Bank	0	0	0	0	0	0	0	0	0	0	0	0						
	REGIONAL RURAL BANKS																		
33	DAKSHIN BIHAR GRAMIN BANK	21508	47676	21508	34368	0	0	0	0	21508	47676	21508	34368						
34	UTTAR BIHAR GRAMIN BANK	24722	37655	24722	28169	63551	173797	63551	61699	88273	211452	89868	124236						
35	Total Region Rural Bank	46230	85331	46230	62537	63551	173797	63551	61699	109781	259128	109781	124236						
	SMALL FINANCE BANK																		
36	JANA SFB	0	0	0	0	229	115	229	115	229	115	229	115						
37	UTKARSH SFB	243646	172781	243646	172781	0	0	0	0	243646	172781	243646	172781						
38	UJIVAN SFB	31773	30621	31773	30621	0	0	0	0	31773	30621	31773	30621						
39	ESAF SFB	5166	3484	5166	3484	0	0	0	0	5166	3484	5166	3484						
40	UNITY SFB	0	0	0	0	0	0	0	0	0	0	0	0						
41	Total Small Financial Bank	280585	206886	280585	206886	229	115	229	115	280814	207001	280814	207001						
42	TOTAL FOR BIHAR	1870953	1661406	1844933	1624489	151601	325745	151101	209679	2022594	1988151	1956034	1834168						

STATE LEVEL BANKERS' COMMITTEE BIHAR, PATNA
 (CONVENOR- STATE BANK OF INDIA)
 FY-2023-24

BANKWISE PERFORMANCE UNDER PRADHAN MANTRI MUDRA YOJANA (TARUN CATEGORY- LOAN FROM Rs.5,00,000 TO Rs. 10,00,000) AS ON : March 2024

Sl.NO	BANK NAME	TARUN ACCOUNTS SANCT/DISB EXCLUDING RENEWALS AS ON March 2024 (A)				NO. OF TARUN ACCOUNTS RENEWED SANCT/DISB AS ON March 2024 (B)				TOTAL TARUN ACCOUNTS SANCT/DISB INCL. RENEWALS AS ON March 2024 (A+B)				(RS. IN LACS)
		SANCTIONED		DISBURSED		SANCTIONED		DISBURSED		SANCTIONED		DISBURSED		
		NO. OF A/C	AMT	NO. OF A/C	AMT	NO. OF A/C	AMT	NO. OF A/C	AMT	NO. OF A/C	AMT	NO. OF A/C	AMT	
1	LEAD BANKS													
2	STATE BANK OF INDIA	5426	400722	5426	408666	8713	76345	8713	76345	14139	117267	14139	117211	
3	CENTRAL BANK OF INDIA	1165	9147	1165	8779	2902	24614	2902	24573	4067	33761	4067	33352	
4	PUNJAB NATIONAL BANK	5813	46281	5813	46281	4341	36905	4341	36905	10154	83186	10154	83186	
5	CANARA BANK	920	6453	891	6203	207	1307	204	1290	1127	7760	1095	7493	
6	UCO BANK	1058	8005	1058	8005	0	0	0	0	1058	8005	1058	8005	
7	BANK OF BARODA	250	1401	250	1401	435	2501	433	2501	685	3902	683	3902	
8	UNION BANK OF INDIA	1031	8119	1031	8119	1031	8030	1031	8030	2062	16149	2062	16149	
9	OTHER BANKS													
10	BANK OF INDIA	3178	25313	3145	23888	1706	14286	1665	11317	4884	39599	4810	35205	
11	BANK OF MAHARASHTRA	362	2258	329	2111	0	0	0	0	362	2258	329	2111	
12	INDIAN BANK	387	2773	387	2773	3032	17036	3032	17036	3419	19809	3419	19809	
13	INDIAN OVERSEAS BANK	941	7723	941	7723	0	0	0	0	941	7723	941	7723	
14	PUNJAB AND SIND BANK	352	2039	352	2939	0	0	0	0	352	2939	352	2939	
15	Total Public Sector Bank	20883	161334	20788	159088	22367	181024	22321	177997	43250	342358	43109	337085	
16	PRIVATE BANKS													
17	IDBI	0	0	0	0	0	0	0	0	0	0	0	0	
18	ICICI BANK	1471	10706	1471	10706	0	0	0	0	1471	10706	1471	10706	
19	FEDERAL BANK	0	0	0	0	0	0	0	0	0	0	0	0	
20	JAMMU KASHMIR BANK	0	0	0	0	0	0	0	0	0	0	0	0	
21	SOUTH INDIAN BANK	0	0	0	0	0	0	0	0	0	0	0	0	
22	AXIS BANK	0	0	0	0	1574	12865	1571	12838	1574	12865	1571	12838	
23	HDFC BANK	5596	37552	5596	37552	5596	37552	5596	37552	11192	75104	11192	75104	
24	INDUSIND BANK	340	2138	340	2138	0	0	0	0	340	2138	340	2138	
25	KARNATAKA BANK	3	26	3	26	3	26	3	26	6	52	6	52	
26	KOTAK MAHINDRA	23	161	23	181	0	0	0	0	23	181	23	181	
27	BANDHAN BANK	0	0	0	0	0	0	0	0	0	0	0	0	
28	RBL BANK	0	0	0	0	0	0	0	0	0	0	0	0	
29	IDFC FIRST BANK Ltd	259	1840	259	1840	0	0	0	0	259	1840	259	1840	
30	Karur Vysya Bank	0	0	0	0	0	0	0	0	0	0	0	0	
31	Total Private Sector Bank	7692	52443	7692	52443	7173	50443	7170	50446	14865	102886	14852	102859	
32	Total COMM. BANKS	26575	213777	26480	211551	29540	231467	29491	228413	58115	445244	57971	439944	
33	CO-OPERATIVE BANKS													
34	STATE CO-OP. BANK	0	0	0	0	0	0	0	0	0	0	0	0	
35	Total Cooperative Bank	0	0	0	0	0	0	0	0	0	0	0	0	
36	REGIONAL RURAL BANKS													
37	DAKSHIN BIHAR GRAMIN BANK	657	4180	657	3383	0	0	0	0	657	4180	657	3383	
38	UTTAR BIHAR GRAMIN BANK	412	3795	412	2236	1175	7553	1175	5897	1587	11348	1587	8133	
39	Total Region Rural Bank	1079	7975	1079	5619	1175	7553	1175	5897	2254	15528	2254	11516	
40	SMALL FINANCE BANK													
41	JANA SFB	0	0	0	0	0	0	0	0	0	0	0	0	
42	UTKARSH SFB	0	0	0	0	0	0	0	0	0	0	0	0	
43	UJIVAN SFB	0	0	0	0	0	0	0	0	0	0	0	0	
44	ESAF SFI	0	0	0	0	0	0	0	0	0	0	0	0	
45	UNITY SFB	0	0	0	0	0	0	0	0	0	0	0	0	
46	Total Small Financial Bank	0	0	0	0	0	0	0	0	0	0	0	0	
47	TOTAL FOR BIHAR	29654	221752	29559	217150	30715	239020	30666	234310	60369	460772	60225	451460	

SL NO	BANK NAME	SANCTIONED		DISBURSED		SANCTIONED		DISBURSED		TOTAL ACCOUNTS SANCT/DISB AS ON March 2024		TOTAL ACCOUNTS RENEWED SANCT/DISB AS ON March 2024		TOTAL ACCOUNTS SANCT/DISB INCL. RENEWALS AS ON March 2024	
		NO. OF A/C	AMT	NO. OF A/C	AMT	NO. OF A/C	AMT	NO. OF A/C	AMT	(A)	(B)	(A+B)	(A+B)	(A+B)	
1	LEAD BANKS	107098	116229	107098	116155	21674	115546	21674	115540	128772	231775	128772	231695		
2	STATE BANK OF INDIA	4693	14358	4693	14358	12866	44112	12866	44112	17559	58581	17559	58010		
3	CENTRAL BANK OF INDIA	25029	73927	25029	73927	13687	59375	13687	59345	38446	133272	38446	133272		
4	PUNJAB NATIONAL BANK	7059	18826	6911	18317	710	2156	703	2132	7769	20982	7614	20449		
5	CANARA BANK	1419	4577	1419	4577	2316	4050	2316	4048	4577	13372	4551	13339		
6	UCO BANK	6312	15814	6312	15814	6600	15777	6600	15777	12912	31591	12912	31591		
7	BANK OF BARODA	14253	41422	13955	39738	4483	22146	4483	22146	18736	64568	18736	54928		
8	UNION BANK OF INDIA	2135	5069	2102	4969	15920	25154	15920	25154	2135	4516	2102	4369		
9	BANK OF MAHARASHTRA	8167	16519	8167	16519	5049	16519	5049	16519	30223	24086	30223	24086		
10	INDIAN BANK	5813	1297	5813	1297	0	0	0	0	5813	16519	5813	16519		
11	INDIAN OVERSEAS BANK	1297	4737	1297	4737	0	0	0	0	1297	4737	1297	4737		
12	PUNJAB AND SIND BANK	137852	327113	187947	324186	78256	289427	78256	289427	266108	616540	266108	605484		
13	Total Public Sector Bank	0	0	0	0	0	0	0	0	0	0	0	0		
14	PRIVATE BANKS	16574	21812	16574	21812	0	0	0	0	16574	21812	16574	21812		
15	IDBI	0	0	0	0	0	0	0	0	0	0	0	0		
16	ICICI BANK	0	0	0	0	0	0	0	0	0	0	0	0		
17	FEDERAL B/ NK	0	0	0	0	0	0	0	0	0	0	0	0		
18	JAMMU KASHMIR BANK	0	0	0	0	0	0	0	0	0	0	0	0		
19	SOUTH INDIAN BANK	0	0	0	0	0	0	0	0	0	0	0	0		
20	AXIS BANK	34547	60113	34547	60113	34547	60113	34547	60113	194543	108315	194543	108288		
21	INDUSIND BANK	1921109	846660	1921109	846660	0	0	0	0	69094	120226	69094	120226		
22	KARNATAKA BANK	9	48	9	48	9	48	9	48	18	96	18	96		
23	KOTAK MAHINDRA	63908	29555	63908	29555	0	0	0	0	63908	29555	63908	29555		
24	YES BANK	28052	11308	28052	11308	0	0	0	0	28052	11308	28052	11308		
25	BANDHAN BANK	1220871	925085	1220871	925085	0	0	0	0	1220871	925085	1220871	925085		
26	RBL BANK	354087	146109	354087	146109	0	0	0	0	354087	146109	354087	146109		
27	IDFC FIRST BANK Ltd	114326	57043	114326	57043	0	0	0	0	114326	57043	114326	57043		
28	Karur Vysya Bank	0	0	0	0	0	0	0	0	0	0	0	0		
29	Total Private Sector Bank	3753483	2097733	3689575	2068178	229099	168449	229099	168449	3922582	2266209	3918671	2236627		
30	Total CO-OP. BANKS	3941335	2424846	3876922	2392364	307355	457903	307355	457903	4248690	2882749	4183628	2842111		
31	STATE CO-OP. BANK	0	0	0	0	0	0	0	0	0	0	0	0		
32	Total Cooperative Bank	0	0	0	0	0	0	0	0	0	0	0	0		
33	REGIONAL RURAL BANKS	25315	53006	25315	53006	0	0	0	0	25315	53006	25315	53006		
34	DAKSHIN BIHAR GRAMIN BANK	25304	41498	25304	41498	69172	183553	69172	183553	94476	215051	94462	95959		
35	UTTAR BIHAR GRAMIN BANK	50619	94504	50619	94504	69172	183553	69172	183553	119791	278057	119777	138412		
36	Total Region Rural Bank	0	0	0	0	0	0	0	0	0	0	0	0		
37	SMALL FINANCE BANK	0	0	0	0	229	115	229	115	229	115	229	115		
38	JANA SFB	589219	312451	589219	312451	0	0	0	0	589219	312451	589219	312451		
39	UTKARSH SFB	85299	57607	85299	57607	0	0	0	0	85299	57607	85299	57607		
40	UJJIVAN SFB	25880	11694	25880	11694	0	0	0	0	25880	11694	25880	11694		
41	ESAF SFB	0	0	0	0	0	0	0	0	0	0	0	0		
42	UNITY SFB	704398	381752	704398	381752	229	115	229	115	704627	381867	704627	381867		
43	Total Small Financial Bank	4696352	2901102	4631939	2843361	376756	641571	376756	641571	5073108	3542673	5008032	3362390		
44	TOTAL FOR BIHAR	0	0	0	0	0	0	0	0	0	0	0	0		

STATE LEVEL BANKERS' COMMITTEE BIHAR, PATNA

(CONVENOR- STATE BANK OF INDIA) FY : 2023-24

PRADHAN MANTRI JAN DHAN ACCOUNT (PMJDY) STATUS AS ON 31.03.2024

SI NO.	BANK NAME (1)	NO. OF PMJDY ACCOUNTS OPENED IN FY 2023-24			PMJDY ACCOUNTS IN BIHAR			ACTIVE PMJDY ACCOUNTS			TOTAL NO. OF OVERDRAFTS SANCTIONED IN FY 2023-24			TOTAL (CUM.) NO. OF OVER DRAFTS SANCTIONED		
		NUMBER OF ACCOUNTS	BALANCE IN THE ACCOUNT (Rs. In Lacs)	BALANCE IN THE ACCOUNT (Rs. In Lacs)	NUMBER OF ACCOUNTS	BALANCE IN THE ACCOUNT (Rs. In Lacs)	NUMBER OF ACCOUNTS	BALANCE IN THE ACCOUNT (Rs. In Lacs)	NUMBER OF ACCOUNTS	TOTAL AMOUNT SANCTIONED (Rs. In Lacs)	NUMBER OF ACCOUNTS	TOTAL AMOUNT SANCTIONED (Rs. In Lacs)	NUMBER OF ACCOUNTS	TOTAL AMOUNT SANCTIONED (Rs. In Lacs)		
	LEAD BANKS															
1	STATE BANK OF INDIA	701800	7985	2030294	816034	13827744	804623	13095	274	503584	11815					
2	CENTRAL BANK OF INDIA	522602	5508	9035884	159915	4321909	137617	20	2	17272	863					
3	PUNJAB NATIONAL BANK	1132654	68701	8279800	356001	627495	319982	222	10	212079	9700					
4	CANARA BANK	50824	3449	793063	58288	584013	53953	16524	365	256780	11862					
5	UCO BANK	203411	289	2410375	211052	87651	211052	2658	58	38201	204					
6	BANK OF BARODA	209595	1432	5856535	247729	4674590	227644	938	44	17717	665					
7	UNION BANK OF INDIA	253984	385	1957584	50605	1598684	49023	2206	52	15102	114					
	OTHER BANKS															
8	BANK OF INDIA	213993	6160	3491109	166504	2532333	151691	0	0	51197	627					
9	BANK OF MAHARASHTRA	83657	427	83657	427	60797	61	0	0	0	0					
10	INDIAN BANK	68606	94	5275639	195459	4029647	103366	0	0	3552	177					
11	INDIAN OVERSEAS BANK	5362	41	106345	3842	71253	3562	0	0	45	3					
12	PUNJAB AND SIND BANK	2976	89	13983	1158	10038	991	15	1	61	5					
	Total Public Sector Bank	3454469	94560	57634216	2148717	39449555	1940164	35678	806	1115590	36035					
13	IDBI	2365	12	97039	1600	28847	1260	0	0	197	9					
14	ICICI BANK	0	0	31148	443	31148	443	0	0	0	0					
15	FEDERAL BANK	0	0	0	0	0	0	0	0	0	0					
16	JAMNULU KASHMIR BANK	5	0	5	0	282	10	0	0	0	0					
17	SOUTH INDIAN BANK	0	0	0	0	0	0	0	0	0	0					
18	AXIS BANK	0	0	0	0	0	0	0	0	0	0					
19	HDFC BANK	28787	1452	126931	4497	126931	4497	0	0	0	0					
20	INDUSIND BANK	1639	77	1639	77	1639	77	0	0	0	0					
21	KARNATAKA BANK	1	0	147	0	147	0	0	0	0	0					
22	KOTAK MAHINDRA	5106	18	10162	122	5735	91	0	0	0	0					
23	YES BANK	0	0	35	3	0	0	0	0	0	0					
24	BANDHAN BANK	0	0	0	0	0	0	0	0	0	0					
25	RBL BANK	0	0	7910	24	2739	9	0	0	0	0					
26	IDFC FIRST BANK Ltd	41	1	146	8	146	8	1	0	0	0					
27	Karur Vysya Bank	0	0	11	7000	11	7000	0	0	0	0					
	Total Private Sector Bank	37944	1560	275173	13774	197625	13395	1	0	197	9					
	Total COMM. BANKS	3492413	96120	57909391	2162491	39647180	19535559	35679	806	1115787	36044					
28	STATE CO-OP. B. INK	2576	42	36473	549	41430	764	0	0	0	0					
	Total Cooperative Bank	2576	42	36473	549	41430	764	0	0	0	0					
	REGIONAL RURAL BANKS															
29	DAKSHIN BIHAR GRAMIN BANK	492451	12962	5944924	194509	5502189	153587	66704	1300	66704	1300					
30	UTTAR BIHAR GRAMIN BANK	139032	1841	3651874	123872	2136886	91443	0	0	2122984	1007					
	Total Region Rural Bank	631483	14803	9596798	318381	7639075	245030	66714	1300	2189688	2307					
	SMALL FINANCE BANK															
31	JANA SFB	304	12	304	12	304	12	0	0	0	0					
32	UTKARSH SFB	0	0	0	0	0	0	0	0	0	0					
33	UJIVAN SFB	0	0	0	0	0	0	0	0	0	0					
34	ESAF SFB	0	0	0	0	0	0	0	0	0	0					
35	UNITY SFB	0	0	0	0	0	0	0	0	0	0					
	Total Small Financial Bank	304	12	304	12	304	12	0	0	0	0					
	TOTAL FOR BIHAR	4126776	110977	67542966	2481433	47327989	2199365	102383	2106	3305475	38351					

STATE LEVEL BANKERS' COMMITTEE BIHAR, PATNA
(CONVENOR- STATE BANK OF INDIA) FY : 2023-24

PROGRESS UNDER STAND UP INDIA SINCE INCEPTION (RECEIVED FROM SIDBI) AS ON 31.03.2024

Sl. No.	Bank Name	SC			ST			Women (General)			Total		
		No Of A/Cs	Sanctioned Amt	Disbursement Amt	No Of A/Cs	Sanctioned Amt	Disbursement Amt	No Of A/Cs	Sanctioned Amt	Disbursement Amt	No Of A/Cs	Sanctioned Amt	Disbursement Amt
	Private Sector Banks												
1	HDFC Bank	12	2.11	0.00	3	0.56	0.00	228	48.84	1.52	243	51.52	1.52
2	ICICI Bank	0	0.00	0.00	0	0.00	0.00	14	3.73	3.73	14	3.73	3.73
3	IDBI Bank	13	2.23	1.78	0	0.00	0.00	61	13.15	7.78	74	15.38	9.55
4	Industrial Bank	2	0.36	0.36	0	0.00	0.00	13	2.58	2.26	15	2.94	2.62
5	Kotak Mahindra Bank	7	2.35	1.49	0	0.00	0.00	13	5.03	4.15	20	7.38	5.64
	Total	34	7.06	3.63	3	0.56	0.00	329	73.33	19.43	366	80.95	23.06
	Public Sector Banks												
6	Bank of Baroda	79	16.17	2.15	2	0.32	0.32	345	69.06	18.75	426	85.55	21.22
7	Bank of India	51	7.15	6.20	2	0.24	0.24	838	126.88	110.92	891	134.27	117.35
8	Bank of Maharashtra	5	1.25	0.00	0	0.00	0.00	70	11.41	3.66	75	12.65	3.66
9	Canara Bank	72	10.77	3.15	10	1.91	0.59	533	114.17	66.12	615	126.86	69.87
10	Central Bank of India	20	4.60	1.55	3	0.79	0.40	281	75.71	38.87	304	81.09	40.82
11	Indian Bank	60	12.80	10.84	9	1.95	1.20	313	66.21	57.72	382	80.96	69.76
12	Indian Overseas Bank	0	0.00	0.00	1	0.11	0.04	41	6.59	3.04	42	6.69	3.08
13	Punjab and Sind Bank	1	0.10	0.00	1	0.10	0.10	28	6.14	1.77	30	6.34	1.87
14	Punjab National Bank	89	15.33	3.88	20	3.86	1.10	748	143.09	56.46	857	162.29	61.44
15	State Bank of India	205	31.73	26.49	23	3.07	2.53	2362	415.71	323.80	2590	450.50	352.82
16	UCO Bank	20	4.21	3.05	4	0.85	0.55	234	60.95	55.06	258	66.01	58.66
17	Union Bank of India	21	3.55	0.69	5	0.90	0.05	335	69.06	17.69	361	73.51	18.43
	Total	623	107.66	58.00	80	14.09	7.11	6128	1164.97	753.86	6831	1286.72	818.97
	Regional Rural Banks												
18	Dakshin Bihar Gramin Bank	145	24.24	0.99	0	0.00	0.00	201	36.88	10.67	346	61.12	11.65
19	Uttar Bihar Gramin Bank	9	0.90	0.28	0	0.00	0.00	39	5.23	2.80	48	6.13	3.08
	Total	154	25.14	1.27	0	0.00	0.00	240	42.11	13.46	394	67.26	14.73
	Grand Total	811	139.86	62.89	83	14.65	7.11	6697	1280.41	786.76	7591	1434.92	856.76

STATE LEVEL BANKERS' COMMITTEE BIHAR, PATNA

(CONVENOR- STATE BANK OF INDIA) FY 2023-24

PROGRESS UNDER STAND UP INDIA (RECEIVED FROM SIDBI) AS ON 31.03.2024

SL.NO.	Bank Name	SC				ST				Women (General)				Total		
		No Of A/Cs	Sanctioned Amt	Disbursement Amt	No Of A/Cs	Sanctioned Amt	Disbursement Amt	No Of A/Cs	Sanctioned Amt	Disbursement Amt	No Of A/Cs	Sanctioned Amt	Disbursement Amt	No Of A/Cs	Sanctioned Amt	Disbursement Amt
	Private Sector Banks															
1	HDFC Bank	2	0.46	0.00	0	0.00	0.00	0.00	23	6.19	0.00	0.00	25	6.65	0.00	
2	ICICI Bank	0	0.00	0.00	0	0.00	0.00	0.00	2	0.55	0.55	0.55	2	0.55	0.55	
3	Kotak Mahindra Bank	2	0.85	0.00	0	0.00	0.00	0.00	3	0.88	0.00	0.00	5	1.74	0.00	
	Total	4	1.31	0.00	0	0.00	0.00	0.00	28	7.62	0.55	0.55	32	8.94	0.55	
	Public Sector Banks															
4	Bank of Baroda	1	0.25	0.00	0	0.00	0.00	0.00	3	0.43	0.00	0.00	4	0.68	0.00	
5	Bank of Maharashtra	0	0.00	0.00	0	0.00	0.00	0.00	14	2.18	1.02	1.02	14	2.18	1.02	
6	Canara Bank	4	0.95	0.00	1	0.24	0.00	0.00	0	0.00	0.00	0.00	5	1.19	0.00	
7	Central Bank of India	4	0.74	0.64	0	0.00	0.00	0.00	50	13.07	4.48	4.48	54	13.80	5.12	
8	Indian Bank	11	2.02	0.25	3	0.58	0.00	0.00	22	4.94	0.93	0.93	36	7.54	1.17	
9	Punjab National Bank	1	0.10	0.10	1	0.10	0.00	0.00	1	0.10	0.00	0.00	3	0.30	0.10	
10	State Bank of India	45	5.81	4.93	3	0.41	0.27	0.27	839	127.46	90.31	90.31	887	133.68	95.51	
11	UCO Bank	6	1.24	0.73	2	0.50	0.20	0.20	32	8.95	7.21	7.21	40	10.69	8.14	
12	Union Bank of India	7	1.12	0.00	0	0.00	0.00	0.00	19	3.95	0.00	0.00	26	5.07	0.00	
	Total	79	12.22	6.64	10	1.83	0.47	0.47	980	161.07	103.94	103.94	1069	175.12	111.05	
	Regional Rural Banks															
13	Dakshin Bihar Gramin Bank	0	0.00	0.00	0	0.00	0.00	0.00	2	0.45	0.26	0.26	2	0.45	0.26	
	Total	0	0.00	0.00	0	0.00	0.00	0.00	2	0.45	0.26	0.26	2	0.45	0.26	
	Grand Total	83	13.54	6.64	10	1.83	0.47	0.47	1010	169.15	104.75	104.75	1103	184.51	111.87	

STATEMENT OF THE STATUS OF THE ACCOUNTS OF THE BIHAR, PATNA
 (As on 31.03.2024)

Sl. No.	Name of the Bank	Target	Disbursement				TDR Details				Referred back for Rectification				Returned by Bank			Pending at bank			Pending for MM Disbursement			
			Prj.		(In Lakh)		Prj.		(In Lakh)		Prj.		(In Lakh)		Prj.		(In Lakh)		Prj.		Prj.		(In Lakh)	
			(F)	(G)	(H)	(I)	(J)	(K)	(L)	(M)	Updated	Yet to be Updated	(P)	(Q)	(R)	(S)	(V)	(W)	(X)	(Y)	(Z)	(AA)	(AB)	
1	AXIS BANK LTD	405	2419.16	42	44.2	0	0	0	0.00	0	0	3	2.15	77	283.15	538	2018.18	82.64	5	4.25				
2	BANDHAN BANK LTD	115	728.8	0	0	0	0	0	0.00	0	0	0	0	40	128.24	168	600.56	80.77	0	0				
3	BANK OF BARODA	880	8172.3	778	2707.04	88.41	1231.59	298	38.31	28	270	81	254.98	1036	3919.82	47.41	1676.5	19.27	369	1440.9				
4	BANK OF INDIA	1035	9953.78	889	2223.38	85.89	1191.65	382	42.9	5	377	118	303.18	1312	6325.63	59.84	1431.34	11.92	489	1254.45				
5	BANK OF MAHARASHTRA	125	1082.47	81	116.66	64.80	46.64	19	23.41	2	17	18	22.2	203	768.92	61.52	165.05	14.55	40	45.18				
6	BIHAR STATE COOP BANK	0	0	0	0	0	0	0	0.00	0	0	0	0	0	0	0	0	0	0	0				
7	CANARA BANK	1000	8378.08	913	2781.75	91.30	1136.16	322	35.27	59	263	65	161.67	1433	5404.5	60.52	176.05	1.77	316	911.59				
8	CENTRAL BANK OF INDIA	1285	13075.7	1269	5380.85	98.75	1504.52	365	27.97	10	345	101	471.1	1878	7386.83	56.34	407.23	3.01	472	2239.4				
9	DAKSHIN BIHAR GRAMIN BANK	750	8989.02	1171	2005.78	156.13	1028.65	551	47.05	4	547	85	109.46	983	2857.48	27.79	4171.74	39.92	741	1248.9				
10	FEDERAL BANK	25	204.51	2	17.83	8.00	0	0	0.00	0	0	0	0	14	54.95	38.89	136.03	55.56	2	17.72				
11	HDFC BANK	410	3831.2	42	133.54	10.24	7.18	2	4.76	0	2	1	7.37	367	1520.76	41.19	2118.14	54.43	1	7.37				
12	IICI BANK LTD	335	2057.27	67	128.68	20.00	4.45	5	7.46	0	5	1	0.7	121	484.75	21.18	1356.82	68.75	11	27.33				
13	IDBI BANK	210	1469.39	77	267.09	36.67	99.07	17	22.08	2	15	9	37.7	167	596.04	40.93	619.9	40.93	32	107.71				
14	IDFC FIRST BANK LTD	0	6.21	0	0	0.00	0	0	0.00	0	0	0	0	0	0	0	6.21	0.00	0	0				
15	INDIAN BANK	890	8414.31	801	2596.83	90.00	800.82	227	28.34	6	221	79	210.47	1209	4644.02	53.97	1186.93	12.14	336	1002.28				
16	INDIAN OVERSEAS BANK	180	1714.85	188	668.4	106.44	242.49	58	30.85	1	57	18	67.66	221	895.77	50.68	133.39	7.01	88	318.57				
17	INDUSIND BANK	120	423.85	0	0	0.00	0	0	0.00	0	0	0	0	0	0	0.00	423.85	100.00	0	0				
18	JAMMU AND KASHMIR BANK LTD	3	58.7	1	6.25	33.33	0	0	0.00	0	0	0	0	7	34.7	63.64	18.75	27.27	1	6.25				
19	JANA SMALL FINANCE BANK LTD	0	0	0	0	0.00	0	0	0.00	0	0	0	0	0	0	0.00	0	0	0	0				
20	KARNATAKA BANK LTD	3	8.13	1	3.11	33.33	0	0	0.00	0	0	0	0	0	0	0.00	0	0	0	0				
21	KARUR VYSYA BANK	0	0	0	0	0.00	0	0	0.00	0	0	0	0	0	0	0.00	0	0	0	0				
22	KOTAK MAHINDRA BANK LTD	70	298.59	0	0	0.00	0	0	0.00	0	0	0	0	36	116.2	42.86	182.38	57.14	0	0				
23	PUNJAB AND SING BANK	80	351.53	23	55.08	46.00	13.2	7	30.43	0	7	2	4.75	47	161.09	47.96	30	141.58	30.81	9	27.33			
24	PUNJAB NATIONAL BANK	2100	27635.26	2194	6664.21	104.48	3390.6	987	44.99	8	979	354	1039.74	4210	15963.53	55.50	5064.35	16.19	1456	4366.25				
25	RBL BANK LTD	15	21.04	0	0	0.00	0	0	0.00	0	0	0	0	5	21.04	100.00	0	0	0	0				
26	SOUTH INDIAN BANK	3	0	0	0	0.00	0	0	0.00	0	0	0	0	0	0	0.00	0	0	0	0				
27	STATE BANK OF INDIA	2955	45334.06	3063	6940.15	103.85	3032.62	1143	37.32	24	1119	356	996.23	9050	34455.98	72.64	1365.4	2.86	1390	6702.56				
28	UCO BANK	690	6009.12	619	1605.2	89.71	658.58	242	36.10	9	233	67	160.57	1281	4190.16	65.93	166.37	2.73	378	958.32				
29	Ujjivan FFB	0	0	0	0	0.00	0	0	0.00	0	0	0	0	0	0	0.00	0	0	0	0				
30	UNION BANK OF INDIA	740	6192.72	632	2069.02	85.41	978.01	249	39.40	1	248	114	314.13	948	3518.3	54.36	615.23	10.32	333	1154.64				
31	UTKARSH SMALL FINANCE BANK	0	0	0	0	0.00	0	0	0.00	0	0	0	0	0	0	0.00	0	0	0	0				
32	UTTAR BIHAR GRAMIN BANK	750	7911.49	773	1553.19	103.07	611.92	256	33.12	0	256	106	203.48	1179	3591.99	41.81	2628.73	31.17	534	1074.36				
33	YES BANK LTD	10	32.14	0	0	0.00	0	0	0.00	0	0	0	0	0	0	0.00	0	0	0	0				
	Total	15154	46959	164778.7	13626	37968.94	89.92	11158	5120	15978.18	37.58	4961	1578	4367.54	26508	97347.27	56.02	7353	15.66	7543	20915.36			

STATE LEVEL BANKERS' COMMITTEE BIHAR, PATNA

(CONVENOR- STATE BANK OF INDIA) FY 2023-24

PMEGP DATA FROM KVIC ONLINE PORTAL (2ND LOAN) 01.04.2023 TO 31.03.2024

Sl. No.	Bank Name	Target	Forwarded to Bank		Sanctioned by Bank		% Sanc	Margin Money Claimed		TDR Details		Referred back for Rectification		Returned by Bank		Failed		Pending at bank		Pending for M/I Disbursement		
			No of Prj.	MM Involve (In Lakh)	No of Prj.	MM Involve (In Lakh)		No of Prj.	MM (In Lakh)	Prj.	MM (In Lakh)	Prj.	MM (In Lakh)	Prj.	MM (In Lakh)	Prj.	MM (In Lakh)	Prj.	MM (In Lakh)	No of Prj.	MM Involve (In Lakh)	No of Prj.
(A)	(B)	(F)	(G)	(H)	(I)	(J)	(K)	(L)	(M)	(N)	(O)	(P)	(Q)	(R)	(S)	(T)	(U)	(V)	(W)	(X)	(Y)	
1	AJIS BANK LTD	2	1	0	0	0.00	0	0	0	0	0	0	0	0	0	0	0	1	0	0	0	
2	BANK OF BARODA	9	9	0	5	55.56	7	44.73	2	15.7	0	2	4	25.28	1	0	0	4	0	0	5	29.03
3	BANK OF INDIA	9	5	0	4	44.44	4	37.17	1	15	0	2	21	1	0	0	0	2	0	0	3	22.17
4	BANK OF MAHARASHTRA	1	1	0	0	0.00	0	0	0	0	0	0	0	0	0	0	0	1	0	0	0	0
5	CANARA BANK	7	13	0	1	14.29	6	47.92	4	46	1	3	2	1.92	3	0	0	9	0	0	2	1.92
6	CENTRAL BANK OF INDIA	12	16	0	9	75.00	7	56.92	2	23.17	0	2	2	22.5	0	0	0	9	0	0	5	33.71
7	DAMSHIN BIHAR GRAMIN BANK	2	5	0	2	100.00	1	2.25	0	0	0	0	1	2.25	0	0	0	3	0	0	1	2.25
8	HDFC BANK	2	1	0	0	0.00	0	0	0	0	0	0	0	0	0	0	0	0	0	0	0	0
9	IDBI BANK	2	0	0	0	0.00	0	0	0	0	0	0	0	0	0	0	0	0	0	0	0	0
10	INDIAN BANK	10	10	0	5	50.00	6	15.75	2	3	0	2	3	12.75	1	0	0	5	0	0	4	12.75
11	INDIAN OVERSEAS BANK	4	2	0	1	25.00	1	7.5	0	0	0	0	1	7.5	0	0	0	1	0	0	1	7.5
12	PUNJAB NATIONAL BANK	14	31	0	11	78.57	16	97.32	6	54.48	0	6	8	32.56	2	0	0	19	0	0	10	42.84
13	STATE BANK OF INDIA	19	25	0	7	36.84	4	9.11	0	0	0	4	9.11	0	0	0	0	18	0	0	4	9.11
14	UCO BANK	8	4	0	2	25.00	3	7.2	1	1.2	0	1	2	6	1	0	0	1	0	0	2	6
15	UNION BANK OF INDIA	7	12	0	2	28.57	1	2.25	1	2.25	0	1	0	0	0	0	0	10	0	0	0	0
16	UTTAR BIHAR GRAMIN BANK	2	4	0	2	100.00	2	2.26	1	1.51	0	1	1	0.75	1	0	0	1	0	0	1	0.75
17	OTHERS	5	0	0	0	0.00	0	0	0	0	0	0	0	0	0	0	0	0	0	0	0	0
	Total	115	139	0	51	44.35	58	345.36	20	162.31	1	19	30	141.62	11	0	0	84	0	0	38	183.07

STATE LEVEL BANKERS' COMMITTEE BIHAR, PATNA
CONVENOR- STATE BANK OF INDIA FY : 2023-24

PRADHAN MANTRI SOCIAL SECURITY SCHEMES STATUS AS ON : 31.03.2024

SR NO.	BANK NAME	NO. OF PMJBY NEW ENROLLMENTS DONE DURING FY: 2023-24 (As On: 31.03.2024)	TOTAL NO. OF PMJBY ENROLLMENTS IN FORCE UPTO 31.03.2024 (NEW+RENEWAL)	NO. OF PMJBY CLAIMS RECEIVED DURING FY: 2023-24 (As On: 31.03.2024)	TOTAL(CUM) NO. OF PMJBY CLAIMS SETTLED UPTO 31.03.2024	NO. OF PMJBY ENROLLMENTS DONE DURING FY: 2023-24 (As On: 31.03.2024)	NO. OF PMJBY ENROLLMENTS IN FORCE UPTO 31.03.2024 (NEW+RENEWAL)	NO. OF PMJBY CLAIMS RECEIVED DURING FY: 2023-24 (As On: 31.03.2024)	TOTAL(CUM) NO. OF PMJBY CLAIMS RECEIVED UPTO 31.03.2024	NO. OF PMJBY CLAIMS SETTLED DURING FY: 2023-24 (As On: 31.03.2024)	TOTAL(CUM) NO. OF PMJBY CLAIMS SETTLED UPTO 31.03.2024	AFY accounts opened since inception	Cumulative APY accounts opened since inception	
LEAD BANKS														
1	STATE BANK OF INDIA	994446	5383608	1441	3813	1377	2802	1428960	948475	225	772	134	256942	
2	CENTRAL BANK OF INDIA	70628	253025	19	420	5	363	359670	979611	0	63	0	55109	
3	PUNJAB NATIONAL BANK	38356	678582	15	15	13	114038	2021647	11	11	11	210576	617825	
4	CANARA BANK	148530	367967	61	283	61	1234484	359493	53	257	59	24744	165498	
5	UCO BANK	59705	274411	313	948	154	166110	748965	54	17	17	46376	181648	
6	BANK OF BARODA	72504	584622	0	0	0	165011	1308366	0	0	0	37090	260822	
7	UNION BANK OF INDIA	46297	196535	0	0	0	262930	471720	0	0	0	27607	123826	
OTHER BANKS														
8	BANK OF INDIA	79537	975889	13	791	8	856	540627	2126897	11	218	5	114447	336182
9	BANK OF MAHARASHTRA	5217	0	0	0	0	0	28092	0	0	0	3982	9757	
10	INDIAN BANK	40851	162142	0	0	0	0	126132	556233	0	0	0	37128	213896
11	INDIAN OVERSEAS BANK	7180	16625	11	57	11	68	16647	54438	17	60	17	3723	23202
12	PUNJAB AND SING BANK	2168	6773	0	0	0	0	5414	20223	0	0	0	775	4958
	Total Public Sector Bank	1565439	8698179	1873	6327	1629	5007	3573124	19084059	371	1615	243	817839	3921802
PRIVATE BANKS														
13	IDBI	0	0	0	0	0	0	0	0	0	0	0	5798	33736
14	ICICI BANK	466	4845	0	0	0	0	325	5802	0	0	0	40	1948
15	FEDERAL BANK	0	0	0	0	0	0	0	0	0	0	0	6	269
16	JAMMU KASHMIRI BANK	3	13	0	0	0	0	5	25	0	0	0	0	4
17	SOUTH INDIAN BANK	0	25	0	0	0	0	2	64	0	0	0	0	51
18	AXIS BANK	0	0	0	0	0	0	0	0	0	0	0	528	22560
19	HDFC BANK	3733	24180	0	0	0	0	16255	58005	0	0	0	2843	20533
20	INDUSIND BANK	206	339	0	0	0	0	339	880	0	0	0	524	652
21	KARNATAKA BANK	0	0	0	0	0	0	0	0	0	0	0	23	108
22	KOTAK MAHINDRA	1452	0	0	0	0	0	0	2349	0	0	0	2001	1727
23	YES BANK	21	0	0	0	0	0	18	18	0	0	0	0	2
24	BANDHAN BANK	0	0	0	0	0	0	0	0	0	0	0	361	4408
25	RBL BANK	0	2	0	0	0	0	0	2	0	0	0	0	88
26	IDFC FIRST BANK Ltd	0	475	0	0	0	0	0	3863	0	0	0	0	0
27	Karur Vysya Bank	0	0	0	0	0	0	0	0	0	0	0	1	14
	Total Private Sector Bank	4429	31352	0	0	0	0	16944	70508	0	0	0	12125	87100
	Total COMM. BANKS	1569868	8929531	1873	6327	1629	5007	3590068	19154567	371	1615	243	829964	4008902
CO-OPERATIVE BANKS														
28	STATE CO-OP. BANK	1218	7238	13	13	11	11	3303	18928	5	5	1	83	1208
	Total Cooperative Bank	1218	7238	13	13	11	11	3303	18928	5	5	1	83	1208
REGIONAL RURAL BANKS														
29	DAKSHIN BIHAR GRAMIN BANK	547355	967217	897	3173	932	2812	948650	3260539	160	1019	149	150989	875807
30	UTTAR BIHAR GRAMIN BANK	213655	446333	694	3488	763	3349	832061	1976424	66	503	90	147799	661570
	Total Region. Rural Bank	761010	1413550	1591	6661	1695	6161	1780711	5236663	226	1522	239	298788	1537377
SMALL FINANCE BANK														
31	JANA SFB	0	0	0	0	0	0	0	0	0	0	0	0	0
32	UTKALISH SFB	0	0	0	0	0	0	0	0	0	0	0	463	6356
33	LIJIVAN SFB	0	0	0	0	0	0	0	0	0	0	0	0	0
34	ESAF SFB	121	121	0	0	0	0	699	699	0	0	0	1173	1842
35	UNITY SFB	0	0	0	0	0	0	0	0	0	0	0	0	0
	Total Small Financial Bank	121	121	0	0	0	0	699	699	0	0	0	1586	8198
	TOTAL FOR BIHAR	232217	10350440	3477	13001	3335	11179	5374781	24411157	602	3142	483	1130421	5556685

STATE LEVEL BANKERS' COMMITTEE BIHAR, PATNA											
(CONVENOR- STATE BANK OF INDIA) FY : 2023-24											
BANK WISE BARNCH, ATM,ATM CARD AND POS STATUS AS ON 31.03.2024											
SL	BANK NAME	BRANCH				ATM				ATM CARD	POS
		Rural	Semi-Urban	Urban	Total	Rural	Semi-Urban	Urban	Total		
	LEAD BANKS										
1	STATE BANK OF INDIA	379	374	235	988	159	842	1816	2817	50239502	29341
2	CENTRAL BANK OF INDIA	198	138	92	428	92	92	81	265	8885931	203
3	PUNJAB NATIONAL BANK	380	195	131	706	236	203	312	751	11723528	1840
4	CANARA BANK	120	89	108	317	84	91	175	350	1871673	526
5	UCO BANK	110	72	58	240	70	53	44	167	149729	344
6	BANK OF BARODA	97	99	99	295	89	125	175	389	29864	1434
7	UNION BANK OF INDIA	70	78	81	229	63	79	99	241	1079395	694
	OTHER BANKS										
8	BANK OF INDIA	139	135	72	346	36	66	126	228	5384380	1718
9	BANK OF MAHARASHTRA	3	20	29	52	2	15	27	44	10844	0
10	INDIAN BANK	119	88	91	298	38	50	63	151	87013	204
11	INDIAN OVERSEAS BANK	13	18	30	61	4	13	28	45	286023	130
12	PUNJAB AND SIND BANK	2	2	15	19	0	2	12	14	2324	0
	Total Public Sector Bank	1630	1308	1041	3979	873	1631	2958	5462	79750206	36434
	PRIVATE BANKS										
13	IDBI	21	21	33	75	25	38	83	146	21435	5970
14	ICICI BANK	14	54	72	140	14	82	240	336	28887	3814
15	FEDERAL BANK	0	3	5	8	0	5	4	9	9	50
16	JAMMU KASHMIR BANK	0	0	1	1	0	0	0	0	3053	115
17	SOUTH INDIAN BANK	0	0	2	2	0	0	2	2	1152	4
18	AXIS BANK	19	54	71	144	31	137	160	328	572062	11868
19	HDFC BANK	11	93	83	187	11	96	251	358	100	12156
20	INDUSIND BANK	5	8	43	56	6	3	50	59	1	0
21	KARNATAKA BANK	0	0	1	1	0	0	1	1	3200	7
22	KOTAK MAHINDRA	6	8	10	24	6	8	12	26	1	1303
23	YES BANK	0	0	7	7	0	0	7	7	3	1247
24	BANDHAN BANK	297	272	96	665	0	10	25	35	1673126	642
25	RBL BANK	3	0	2	5	0	0	3	3	44553	9296
26	IDFC FIRST BANK Ltd	1	3	9	13	0	4	7	11	1	0
27	Karur Vysya Bank	0	0	1	1	0	0	1	1	3172	0
	Total Private Sector Bank	377	516	436	1329	93	383	846	1322	2350755	46472
	Total COMM. BANKS	2007	1824	1477	5308	966	2014	3804	6784	82100961	82906
	CO-OPERATIVE BANKS										
28	STATE CO-OP. BANK	181	53	56	290	76	39	67	182	214871	0
	Total Cooperative Bank	181	53	56	290	76	39	67	182	214871	0
	REGIONAL RURAL BANKS										
29	DAKSHIN BIHAR GRAMIN BANK	813	204	61	1078	0	0	0	0	2482996	0
30	UTTAR BIHAR GRAMIN BANK	637	346	44	1027	0	0	0	0	1163407	0
	Total Region Rural Bank	1450	550	105	2105	0	0	0	0	3646403	0
	SMALL FINANCE BANK										
31	JANA SFB	14	0	21	35	0	0	4	4	162065	0
32	UTKARSH SFB	84	98	32	214	4	11	18	33	47943	0
33	UJJIVAN SFB	10	23	20	53	6	14	10	38	128111	0
34	ESAF SFB	2	2	6	10	2	2	6	10	101305	1
35	UNITY SFB	25	3	2	30	1	0	0	1	1	0
	Total Small Financial Bank	135	126	81	342	13	27	46	86	439425	1
	TOTAL FOR BIHAR	3773	2553	1719	8045	1055	2080	3917	7052	86401660	82907

STATE LEVEL BANKERS' COMMITTEE BIHAR, PATNA											
(CONVENOR- STATE BANK OF INDIA) FY : 2023-24											
DISTRICT WISE BRANCH, ATM,ATM CARD AND POS STATUS AS ON 31.03.2024											
SL	DISTRICT NAME	BRANCH				ATM				ATM CARD	POS
		Rural	Semi-Urban	Urban	Total	Rural	Semi-Urban	Urban	Total		
1	Araria	85	79	2	166	18	91	6	115	2060920	954
2	Arwal	40	24	1	65	17	14	13	44	572379	226
3	Aurangabad	119	52	33	204	43	40	57	140	2231749	734
4	Banka	83	42	1	126	36	57	2	95	1083907	406
5	Begusarai	91	98	44	233	32	57	112	201	2122663	1690
6	Bhagalpur	102	96	87	285	40	70	182	292	2302427	2156
7	Bhojpur	128	63	53	244	29	42	125	196	2116373	1781
8	Buxar	87	41	29	157	23	25	59	107	1393463	1138
9	Darbhanga	118	65	72	255	29	31	172	232	2969193	2245
10	East Champaran	117	144	45	306	33	68	135	236	4293187	1966
11	Gaya	185	43	90	318	55	38	235	328	3528789	2841
12	Gopalganj	121	68	1	190	41	104	7	152	2381267	1239
13	Jamui	75	49	1	125	15	44	1	60	1260075	695
14	Jehanabad	56	11	28	95	11	12	47	70	1006333	537
15	Kaimur	89	35	1	125	11	48	4	63	1337503	575
16	Katihar	112	36	41	189	23	18	82	123	2222998	995
17	Khagaria	46	69	3	118	17	61	8	86	1016335	622
18	Kishanganj	63	23	24	110	10	11	54	75	1531513	567
19	Lakhisarai	45	40	1	86	7	35	3	45	689961	405
20	Madhepura	43	81	1	125	8	71	8	87	1848533	913
21	Madhubani	128	158	1	287	35	130	12	177	3177975	1843
22	Munger	60	33	47	140	19	20	81	120	1497686	824
23	Muzaffarpur	183	96	120	399	62	56	285	403	3893111	8584
24	Nalanda	141	71	49	261	31	54	103	188	2139945	1616
25	Nawada	84	63	2	149	9	64	3	76	1776402	830
26	Patna	211	183	589	988	95	171	1265	1531	7516681	29120
27	Purnea	103	59	77	239	26	23	131	180	3257250	1899
28	Rohtas	133	54	54	241	26	41	101	168	2532868	1912
29	Saharsa	50	28	27	105	5	13	91	109	1463241	738
30	Samastipur	170	131	1	302	44	149	14	207	3375913	1810
31	Saran	166	60	45	271	48	36	145	229	3678499	2412
32	Sheikhpura	32	31	1	64	5	34	5	44	657315	278
33	Sheohar	20	26	1	47	8	25	2	35	265817	267
34	Sitamarhi	56	112	1	169	27	93	6	126	2062292	913
35	Siwan	135	64	54	253	38	37	113	188	2892928	3244
36	Supaul	52	72	2	126	18	71	3	92	2024391	709
37	Vaishali	141	71	46	258	33	52	140	225	2829276	1861
	West Champaran	103	77	44	224	28	74	105	207	3390502	1362
	TOTAL FOR BIHAR	3773	2553	1719	8045	1055	2080	3917	7052	86401660	82907

STATE LEVEL BANKERS' COMMITTEE BIHAR, PATNA						
(CONVENOR- STATE BANK OF INDIA) FY : 2023-24						
ATM NETWORK AS ON 31.03.2024						
Sl. No.	District	Number of ATMs				Total ATM Card issued No.
		No. of ATMs as on 31.12.2023 (A)	No. of ATMs opened during the Quarter March 2024 (B)	No. of ATMs closed during the Quarter March 2024 (C)	Total No. of ATMs (D=A+B-C)	
1	Araria	122	1	8	115	2060920
2	Arwal	43	2	1	44	572379
3	Aurangabad	143	0	3	140	2231749
4	Banka	97	0	2	95	1083907
5	Begusarai	202	0	1	201	2122663
6	Bhagalpur	296	1	5	292	2302427
7	Bhojpur	205	0	9	196	2116373
8	Buxar	108	2	3	107	1393463
9	Darbhanga	230	5	3	232	2969193
10	East Champaran	236	3	3	236	4293187
11	Gaya	339	1	12	328	3528789
12	Gopalganj	153	0	1	152	2381267
13	Jamui	62	2	4	60	1260075
14	Jehanabad	76	0	6	70	1006333
15	Kaimur	67	0	4	63	1337503
16	Katihar	124	0	1	123	2222998
17	Khagaria	87	0	1	86	1016335
18	Kishanganj	77	0	2	75	1531513
19	Lakhisarai	43	3	1	45	689961
20	Madhepura	87	1	1	87	1848533
21	Madhubani	183	1	7	177	3177975
22	Munger	121	0	1	120	1497686
23	Muzaffarpur	413	2	12	403	3893111
24	Nalanda	191	0	3	188	2139945
25	Nawada	77	0	1	76	1776402
26	Patna	1562	6	37	1531	7516681
27	Purnea	174	7	1	180	3257250
28	Rohtas	168	2	2	168	2532868
29	Saharsa	111	0	2	109	1463241
30	Samastipur	216	0	9	207	3375913
31	Saran	225	6	2	229	3678499
32	Sheikhpura	44	0	0	44	657315
33	Sheohar	35	1	1	35	265817
34	Sitamarhi	128	0	2	126	2062292
35	Siwan	195	2	9	188	2892928
36	Supaul	93	0	1	92	2024391
37	Vaishali	239	0	14	225	2829276
38	West Champaran	211	2	6	207	3390502
	TOTAL FOR BIHAR	7183	50	181	7052	86401660

STATE LEVEL BANKERS' COMMITTEE BIHAR, PATNA						
(CONVENOR- STATE BANK OF INDIA) FY : 2023-24						
ATM NETWORK AS ON 31.03.2024						
Sl. No.	District	Number of ATMs				Total ATM Card issued No.
		No. of ATMs as on 31.12.2023 (A)	No. of ATMs opened during the Quarter March 2024 (B)	No. of ATMs closed during the Quarter March 2024 (C)	Total No. of ATMs (D=A+B-C)	
1	Araria	122	1	8	115	2060920
2	Arwal	43	2	1	44	572379
3	Aurangabad	143	0	3	140	2231749
4	Banka	97	0	2	95	1083907
5	Begusarai	202	0	1	201	2122663
6	Bhagalpur	296	1	5	292	2302427
7	Bhojpur	205	0	9	196	2116373
8	Buxar	108	2	3	107	1393463
9	Darbhanga	230	5	3	232	2969193
10	East Champaran	236	3	3	236	4293187
11	Gaya	339	1	12	328	3528789
12	Gopalganj	153	0	1	152	2381267
13	Jamui	62	2	4	60	1260075
14	Jehanabad	76	0	6	70	1006333
15	Kaimur	67	0	4	63	1337503
16	Katihar	124	0	1	123	2222998
17	Khagaria	87	0	1	86	1016335
18	Kishanganj	77	0	2	75	1531513
19	Lakhisarai	43	3	1	45	689961
20	Madhepura	87	1	1	87	1848533
21	Madhubani	183	1	7	177	3177975
22	Munger	121	0	1	120	1497686
23	Muzaffarpur	413	2	12	403	3893111
24	Nalanda	191	0	3	188	2139945
25	Nawada	77	0	1	76	1776402
26	Patna	1562	6	37	1531	7516681
27	Purnea	174	7	1	180	3257250
28	Rohtas	168	2	2	168	2532868
29	Saharsa	111	0	2	109	1463241
30	Samastipur	216	0	9	207	3375913
31	Saran	225	6	2	229	3678499
32	Sheikhpura	44	0	0	44	657315
33	Sheohar	35	1	1	35	265817
34	Sitamarhi	128	0	2	126	2062292
35	Siwan	195	2	9	188	2892928
36	Supaul	93	0	1	92	2024391
37	Vaishali	239	0	14	225	2829276
38	West Champaran	211	2	6	207	3390502
	TOTAL FOR BIHAR	7183	50	181	7052	86401660

STATE LEVEL BANKERS' COMMITTEE BIHAR, PATNA

(CONVENOR- STATE BANK OF INDIA) FY : 2023-24

Bank-Wise PERFORMANCE : Performance of Business Correspondents (BCs) and Business Correspondent Agents (BCAs)

AS ON : 31.03.2024

SL.NO.	BANK NAME	Total Fixed BCs/CSP (Banking Outlet) A	Other BCs/CSPs (Including Part Time Banking Outlet) B	Total BCs / CSPs C = (A+B)	Transaction details of BCAs			
					No of Accounts opened during FY : 2023-24	Amount (amt in Lacs) during FY : 2023-24	No. of (Debit/Credit) transaction made in the A/c during FY : 2023-24	Amount of transaction (Debit/Credit) made in the a/c during FY : 2023-24 (Amt. in Lacs)
	LEAD BANKS							
1	STATE BANK OF INDIA	6826	0	6826	828604	484	816	5714
2	CENTRAL BANK OF INDIA	2643	0	2643	513260	12473	2791422	153603
3	PUNJAB NATIONAL BANK	4134	0	4134	0	1447	1620744	54120
4	CANARA BANK	766	0	766	13028	17798	2763714	81248
5	UCO BANK	1079	0	1079	29547	8760	11430	1372
6	BANK OF BARODA	1591	0	1591	153694	182259	15113814	241761
7	UNION BANK OF INDIA	1009	0	1009	198798	42929	165247	251751
	OTHER BANKS							
8	BANK OF INDIA	1563	0	1563	218998	6160	7211325	417356
9	BANK OF MAHARASHTRA	37	0	37	0	36	4375	69
10	INDIAN BANK	1393	0	1393	0	88	43501	35409
11	INDIAN OVERSEAS BANK	71	0	71	2022	517	45414	2285
12	PUNJAB AND SIND BANK	11	0	11	0	0	0	0
	Total Public Sector Bank	21123	0	21123	1957951	272351	29771802	1244688
	PRIVATE BANKS							
13	IDBI	19	138	157	0	0	0	0
14	ICICI BANK	865	0	865	0	0	0	0
15	FEDERAL BANK	0	0	0	0	0	0	0
16	JAMMU KASHMIR BANK	0	0	0	0	0	0	0
17	SOUTH INDIAN BANK	0	0	0	0	0	0	0
18	AXIS BANK	10	0	10	0	0	0	0
19	HDFC BANK	1216	29	1245	0	0	35709	1293
20	INDUSIND BANK	13469	3960	17429	0	0	0	0
21	KARNATAKA BANK	0	0	0	0	0	0	0
22	KOTAK MAHINDRA	0	1207	1207	367	0	0	0
23	YES BANK	0	0	0	0	0	0	0
24	BANDHAN BANK	0	0	0	0	0	0	0
25	RBL BANK	2318	5776	8094	0	339	1418	40
26	IDFC FIRST BANK Ltd	1598	0	1598	0	0	0	0
27	Karur Vysya Bank	0	0	0	0	0	0	0
	Total Private Sector Bank	19495	11110	30605	367	339	37127	1333
	Total COMM. BANKS	40618	11110	51728	1958318	273290	29808929	1246021
	CO-OPERATIVE BANKS							
28	STATE CO-OP. BANK	0	0	0	0	0	0	0
	Total Cooperative Bank	0	0	0	0	0	0	0
	REGIONAL RURAL BANKS							
29	DAKSHIN BIHAR GRAMIN BANK	3035	0	3035	442989	7395	20161470	1021315
30	UTTAR BIHAR GRAMIN BANK	3340	0	3340	105482	526	110227	6407
	Total Region Rural Bank	6375	0	6375	548471	7921	20271697	1027722
	SMALL FINANCE BANK							
31	JANA SFB	14	0	14	0	55	20478	597
32	UTKARSH SFB	0	0	0	0	0	0	0
33	UJJIVAN SFB	0	0	0	0	0	0	0
34	ESAF SFB	28	0	28	0	0	0	0
35	UNITY SFB	0	0	0	0	0	0	0
	Total Small Financial Bank	42	0	42	0	55	20478	597
36	INDIA POST PAYMENT BANK	10554	0	10554	0	0	0	0
	TOTAL FOR BIHAR	57589	11110	68699	2506789	281266	50101104	2274340

STATE LEVEL BANKERS' COMMITTEE BIHAR, PATNA								
(CONVENOR- STATE BANK OF INDIA) FY : 2023-24								
DISTRICT-WISE PERFORMANCE : Performance of Business Correspondents (BCs) and Business Correspondent Agents (BCAs)								
As On 31.03.2024								
SL. No.	DISTRICT NAME	Total Fixed BCs/CSP (Banking Outlet) A	Other BCs/CSPs (Including Part Time Banking Outlet) B	Total BCs / CSPs C = (A+B)	Transaction details of BCAs			
					No of Accounts opened during FY : 2023-24	Amount (amt in Lacs) during FY : 2023-24	No. of (Debit/Credit) transaction mad in the A/c during FY : 2023-24	Amount of transaction (Debit/Credit) made in the a/c during FY : 2023-24 (Amt. in Lacs)
1	Araria	1526	504	2030	67554	7140	1291680	37461
2	Arwal	315	32	347	14691	1063	574087	36303
3	Aurangabad	1138	152	1290	62284	4268	1681445	80224
4	Banka	938	227	1165	58031	7787	851030	47947
5	Begusarai	2482	413	2895	71133	7113	1570613	80100
6	Bhagalpur	1263	259	1522	56074	7778	1041193	49450
7	Bhojpur	1552	117	1669	85332	6783	3706572	180975
8	Buxar	1034	45	1079	43792	5021	1383102	58421
9	Darbhanga	2684	869	3553	77654	5591	916484	46029
10	East Champaran	3425	458	3883	136525	8581	985531	56666
11	Gaya	1869	447	2316	100927	12608	3706425	134787
12	Gopalganj	1505	386	1891	82869	4922	703972	68628
13	Jamui	1093	159	1252	64121	3503	1017481	46405
14	Jehanabad	677	101	778	30173	1561	747102	36335
15	Kaimur	761	115	876	51707	4027	1494708	61007
16	Katihar	1275	455	1730	66328	3575	588453	24689
17	Khagaria	1118	202	1320	95811	4393	1204801	67632
18	Kishanganj	785	172	957	48590	6255	788883	34112
19	Lakhisarai	446	52	498	27067	1153	653541	32015
20	Madhepura	1079	493	1572	60775	1528	368113	18581
21	Madhubani	3242	502	3744	78592	10653	894733	4117
22	Munger	586	98	684	28525	1306	439666	42343
23	Muzaffarpur	2607	428	3035	86152	15677	2356771	74121
24	Nalanda	1439	116	1555	56322	6339	2461730	118280
25	Nawada	1262	241	1503	47366	7564	2239611	113389
26	Patna	2347	399	2746	98403	18666	2185095	89585
27	Purnea	1771	579	2350	77441	14942	1093518	29351
28	Rohtas	1051	300	1351	76296	8826	2196491	100946
29	Saharsa	1296	200	1496	42226	2589	437081	19898
30	Samastipur	2564	484	3048	100879	10550	2565843	129066
31	Saran	1969	515	2484	94572	8446	851908	31284
32	Sheikhpura	302	31	333	13849	4486	507886	23573
33	Sheohar	339	30	369	9565	11314	760041	10702
34	Sitamarhi	1451	396	1847	56052	18206	2043427	70361
35	Siwan	1396	166	1562	77374	12026	1023652	38826
36	Supaul	1161	210	1371	70808	4002	703707	40278
37	Vaishali	2805	429	3234	92902	13484	1256983	70694
38	West Champaran	3036	328	3364	97937	7540	807745	32699
	TOTAL FOR BIHAR	57589	11110	68699	2506789	281266	50101104	2274340

STATE LEVEL BANKERS' COMMITTEE BIHAR, PATNA			
(CONVENOR- STATE BANK OF INDIA) FY : 2023-24			
CUMULATIVE REPORT AS ON 31.03.2024			
BANKWISE PERFORMANCE : MOBILE BANKING & INTERNET BANKING			
SL. NO.	Bank Name	Mobile Banking	Internet Banking
	LEAD BANKS		
1	STATE BANK OF INDIA	1781184	5547768
2	CENTRAL BANK OF INDIA	650047	804523
3	PUNJAB NATIONAL BANK	2476490	2479990
4	CANARA BANK	671024	801104
5	UCO BANK	1254632	254612
6	BANK OF BARODA	1319110	341629
7	UNION BANK OF INDIA	2991314	982883
	OTHER BANKS		
8	BANK OF INDIA	7028	409925
9	BANK OF MAHARASHTRA	27724	41465
10	INDIAN BANK	711604	496642
11	INDIAN OVERSEAS BANK	35125	31125
12	PUNJAB AND SIND BANK	99627	99624
	Total Public Sector Bank	12024909	12291290
	PRIVATE BANKS		
13	IDBI	533865	291663
14	ICICI BANK	438820	438820
15	FEDERAL BANK	53550	39300
16	JAMMU KASHMIR BANK	1805	510
17	SOUTH INDIAN BANK	3388	1368
18	AXIS BANK	568898	268992
19	HDFC BANK	1006554	1003092
20	INDUSIND BANK	81229	147473
21	KARNATAKA BANK	450	305
22	KOTAK MAHINDRA	312241	362678
23	YES BANK	17300	17301
24	BANDHAN BANK	151390	9985
25	RBL BANK	12787	3126
26	IDFC FIRST BANK Ltd	132106	132106
27	Karur Vysya Bank	3310	1055
	Total Private Sector Bank	3317693	2717774
	Total COMM. BANKS	15342602	15009064
	CO-OPERATIVE BANKS		
28	STATE CO-OP. BANK	0	0
	Total Cooperative Bank	0	0
	REGIONAL RURAL BANKS		
29	DAKSHIN BIHAR GRAMIN BANK	268629	0
30	UTTAR BIHAR GRAMIN BANK	0	0
	Total Region Rural Bank	268629	0
	SMALL FINANCE BANK		
31	JANA SFB	24409	4053
32	UTKARSH SFB	84104	63921
33	UJJIVAN SFB	559010	251455
34	ESAF SFB	8350	755
35	UNITY SFB	0	0
	Total Small Financial Bank	675873	320184
	TOTAL FOR BIHAR	16287104	15329248

STATE LEVEL BANKERS' COMMITTEE BIHAR, PATNA					
(CONVENOR- STATE BANK OF INDIA) FY : 2023-24					
MOBILE / AADHAAR SEEDING AND AUTHENTICATION STATUS As on 31.03.2024					
SI NO.	BANK NAME	TOTAL NUMBER OF ACTIVE ACCOUNTS IN BIHAR	TOTAL NO. OF ACCOUNTS SEEDED WITH MOBILE NUMBER	TOTAL NO. OF ACCOUNTS SEEDED WITH AADHAAR	TOTAL NO. OF ACCOUNTS AUTHENTICATED WITH UIDAI
	LEAD BANKS				
1	STATE BANK OF INDIA	18827744	14129090	15266489	15266489
2	CENTRAL BANK OF INDIA	16062365	10798250	12532045	10412180
3	PUNJAB NATIONAL BANK	15438856	14063903	13299617	1781918
4	CANARA BANK	3780560	3780560	3774566	2642800
5	UCO BANK	3360323	3921151	3901168	3901168
6	BANK OF BARODA	6724324	6559123	7589499	6497353
7	UNION BANK OF INDIA	4095317	4014902	3992913	3361307
	OTHER BANKS				
8	BANK OF INDIA	7230593	5437860	6688319	5652212
9	BANK OF MAHARASHTRA	165771	165771	164939	1003
10	INDIAN BANK	5902219	4492015	3196950	2630677
11	INDIAN OVERSEAS BANK	459256	375652	313252	292125
12	PUNJAB AND SIND BANK	121872	105226	99217	97374
	Total Public Sector Bank	82169200	67843503	70818974	52536606
	PRIVATE BANKS				
13	IDBI	642008	533867	442046	309640
14	ICICI BANK	445276	438820	315756	0
15	FEDERAL BANK	72200	66000	65500	63000
16	JAMMU KASHMIR BANK	10751	9625	6172	1663
17	SOUTH INDIAN BANK	5279	5279	3764	0
18	AXIS BANK	537508	504474	336214	323412
19	HDFC BANK	710770	602476	285422	256582
20	INDUSIND BANK	1846242	65855	526706	6985
21	KARNATAKA BANK	2544	2544	2132	449
22	KOTAK MAHINDRA	432272	430144	427737	199524
23	YES BANK	18582	18575	13496	10920
24	BANDHAN BANK	2928239	24612103	2461210	1963974
25	RBL BANK	537184	534580	534016	2419
26	IDFC FIRST BANK Ltd	116773	115551	110380	95474
27	Karur Vysya Bank	3014	3014	3014	3014
	Total Private Sector Bank	8308642	27942907	5533565	3237056
	Total COMM. BANKS	90477842	95786410	76352539	55773662
	CO-OPERATIVE BANKS				
28	STATE CO-OP. BANK	2000617	936864	959426	287278
	Total Cooperative Bank	2000617	936864	959426	287278
	REGIONAL RURAL BANKS				
29	DAKSHIN BIHAR GRAMIN BANK	11523234	7281837	10376498	6207979
30	UTTAR BIHAR GRAMIN BANK	7667705	7126737	5983118	3407754
	Total Region Rural Bank	19190939	14408574	16359616	9615733
	SMALL FINANCE BANK				
31	JANA SFB	290182	289371	284311	225157
32	UTKARSH SFB	644201	515604	510823	0
33	UJJIVAN SFB	615587	636861	632716	632716
34	ESAF SFB	101305	101305	0	0
35	UNITY SFB	0	0	0	0
	Total Small Financial Bank	1651275	1543141	1427850	857873
	TOTAL FOR BIHAR	113320673	112674989	95099431	66534546

STATE LEVEL BANKERS' COMMITTEE BIHAR, PATNA							
(CONVENOR- STATE BANK OF INDIA) FY : 2023-24							
BANK WISE PROGRESS UNDER FARM CREDIT AS ON 31.03.2024							
(Rs in Lakh)							
SL. NO.	BANK NAME	TARGET	SANCTIONED		DISBURSED		ACHIEV %AGE
		AMOUNT	NO	AMOUNT	NO	AMOUNT	AMOUNT
	LEAD BANKS						
1	STATE BANK OF INDIA	848398	369157	533656	367964	532259	62.74
2	CENTRAL BANK OF INDIA	338002	196289	309665	196289	305596	90.41
3	PUNJAB NATIONAL BANK	628590	62549	413872	62016	319757	50.87
4	CANARA BANK	265626	110765	154155	110280	150590	56.69
5	UCO BANK	259087	38319	232136	37664	216511	83.57
6	BANK OF BARODA	315959	101897	147504	101896	145973	46.20
7	UNION BANK OF INDIA	103279	30830	54527	30830	54527	52.80
	OTHER BANKS						
8	BANK OF INDIA	208948	61157	98446	61129	77347	37.02
9	BANK OF MAHARASHTRA	1303	2146	6314	2146	6314	484.57
10	INDIAN BANK	357243	139706	169911	139706	169911	47.56
11	INDIAN OVERSEAS BANK	43743	7612	36939	7612	36939	84.45
12	PUNJAB AND SIND BANK	1046	26	255	26	255	24.38
	Total Public Sector Bank	3371224	1120453	2157380	1117558	2015979	59.80
	PRIVATE BANKS						
13	IDBI	33622	24074	34380	22687	31114	92.54
14	ICICI BANK	57572	53604	80257	53604	80257	139.40
15	FEDERAL BANK	5555	4686	6062	4686	6062	109.13
16	JAMMU KASHMIR BANK	0	1	1	1	1	0.00
17	SOUTH INDIAN BANK	15	3	10	3	10	66.67
18	AXIS BANK	26142	1475	175835	999	158389	605.88
19	HDFC BANK	175687	300815	192843	300815	192843	109.77
20	INDUSIND BANK	23211	971861	414049	971861	414049	1783.85
21	KARNATAKA BANK	461	5	12	5	12	2.60
22	KOTAK MAHINDRA	149835	366519	186214	366519	186214	124.28
23	YES BANK	1703	28005	11089	28005	11089	651.15
24	BANDHAN BANK	277668	177557	161254	177557	161254	58.07
25	RBL BANK	140011	555415	249071	555415	249071	177.89
26	IDFC FIRST BANK Ltd	9261	121709	55884	121709	55884	603.43
27	Karur Vysya Bank	0	0	0	0	0	0.00
	Total Private Sector Bank	900743	2605729	1566961	2603866	1546249	171.66
	Total COMM. BANKS	4271967	3726182	3724341	3721424	3562228	83.39
	CO-OPERATIVE BANKS						
28	STATE CO-OP. BANK	406414	94995	707879	94995	707879	174.18
	Total Cooperative Bank	406414	94995	707879	94995	707879	174.18
	REGIONAL RURAL BANKS						
29	DAKSHIN BIHAR GRAMIN BANK	1029282	842530	1150684	842530	1150684	111.79
30	UTTAR BIHAR GRAMIN BANK	1169909	712319	1405401	709983	1156771	98.88
	Total Region Rural Bank	2199191	1554849	2556085	1552513	2307455	104.92
	SMALL FINANCE BANK						
31	JANA SFB	40175	124612	60588	124612	60588	150.81
32	UTKARSH SFB	343307	544940	297261	544940	297261	86.59
33	UJJIVAN SFB	112714	185932	114771	185932	114771	101.82
34	ESAF SFB	5507	37835	18789	37839	18789	341.18
35	UNITY SFB	0	54544	22010	54544	22017	0.00
	Total Small Financial Bank	501703	947867	513419	947867	513426	102.34
	TOTAL FOR BIHAR	7379275	6323893	7501724	6316799	7090988	96.09

STATE LEVEL BANKERS' COMMITTEE BIHAR, PATNA							
(CONVENOR- STATE BANK OF INDIA) FY : 2023-24							
BANK WISE PROGRESS UNDER AGRICULTURE INFRASTRUCTURE AS ON : 31.03.2024							
(Rs in Lakh)							
SL. NO.	BANK NAME	TARGET	SANCTIONED		DISBURSED		ACHIEV %AGE
		AMOUNT	NO.	AMOUNT	NO.	AMOUNT	AMOUNT
	LEAD BANKS						
1	STATE BANK OF INDIA	80575	5	1	5	1	0.00
2	CENTRAL BANK OF INDIA	18086	21	3135	21	3135	17.33
3	PUNJAB NATIONAL BANK	56107	1737	62193	1737	60193	107.28
4	CANARA BANK	33584	246	22024	246	19894	59.24
5	UCO BANK	49054	32	4682	32	3683	7.51
6	BANK OF BARODA	32434	114	2165	114	2165	6.68
7	UNION BANK OF INDIA	12741	73	4211	73	4211	33.05
	OTHER BANKS						
8	BANK OF INDIA	28636	36	2127	36	1973	6.89
9	BANK OF MAHARASHTRA	209	90	4889	90	4889	2339.23
10	INDIAN BANK	32876	30	333	30	333	1.01
11	INDIAN OVERSEAS BANK	6392	0	0	0	0	0.00
12	PUNJAB AND SIND BANK	71	0	0	0	0	0.00
	Total Public Sector Bank	350765	2384	105760	2384	100477	28.65
	PRIVATE BANKS						
13	IDBI	6649	20	333	19	250	3.76
14	ICICI BANK	11834	0	0	0	0	0.00
15	FEDERAL BANK	1720	0	0	0	0	0.00
16	JAMMU KASHMIR BANK	0	0	0	0	0	0.00
17	SOUTH INDIAN BANK	0	0	0	0	0	0.00
18	AXIS BANK	4961	0	0	0	0	0.00
19	HDFC BANK	16542	8923	12557	8923	12557	75.91
20	INDUSIND BANK	4539	0	0	0	0	0.00
21	PARNATAKA BANK	129	0	0	0	0	0.00
22	COOTAR BHIMENDRA	2660	0	0	0	0	0.00
23	YES BANK	554	0	0	0	0	0.00
24	BANDHAN BANK	43377	12395	7000	6529	3920	9.04
25	RBL BANK	554	0	0	0	0	0.00
26	AJDC FIRST BANK Ltd	1107	1	5	1	5	0.45
27	Karur Vysya Bank	0	0	0	0	0	0.00
	Total Private Sector Bank	94626	21339	19895	15472	16732	17.68
	Total COMM. BANKS	445391	23723	125655	17856	117209	26.32
	CO-OPERATIVE BANKS						
28	STATE CO-OP. BANK	32990	0	0	0	0	0.00
	Total Cooperative Bank	32990	0	0	0	0	0.00
	REGIONAL RURAL BANKS						
29	DARSHIN BIHAR GRAMIN BANK	47719	0	0	0	0	0.00
30	UTTAR BIHAR GRAMIN BANK	114205	3	63	3	63	0.06
	Total Region Rural Bank	161924	3	63	3	63	0.04
	SMALL FINANCE BANK						
31	JANA SFB	3873	0	0	0	0	0.00
32	UTKARSH SFB	22804	0	0	0	0	0.00
33	UJIVAN SFB	4208	0	0	0	0	0.00
34	ESAF SFB	440	0	0	0	0	0.00
35	UNITY SFB	0	0	0	0	0	0.00
	Total Small Financial Bank	31325	0	0	0	0	0.00
	TOTAL FOR BIHAR	671630	23726	125718	17859	117272	17.46

STATE LEVEL BANKERS' COMMITTEE BIHAR, PATNA									
(CONVENOR- STATE BANK OF INDIA) FY : 2023-24									
BANK-WISE PROGRESS UNDER ANCILLIARY ACTIVITIES AS ON 31.03.2024									
SL. NO.	BANK NAME	TARGET		SANCTIONED		DISBURSED		(Rs. In Lacs) ACHIEV %AGE	
		NO.	AMOUNT	NO.	AMOUNT	NO.	AMOUNT	NO.	AMOUNT
	LEAD BANKS								
1	STATE BANK OF INDIA	20400	81618	3795	13317	3726	13093	18.26	16.04
2	CENTRAL BANK OF INDIA	1751	13497	207	4948	207	4948	11.82	36.66
3	PUNJAB NATIONAL BANK	7504	38610	2602	166713	1895	146253	25.25	378.80
4	CANARA BANK	8408	35602	8978	101067	8957	98324	106.53	276.18
5	UCO BANK	11470	35133	1661	13791	1600	13261	13.95	37.75
6	BANK OF BARODA	29181	95912	5051	170571	4982	170309	17.07	177.57
7	UNION BANK OF INDIA	1157	7874	1607	26539	1607	26539	138.89	337.05
	OTHER BANKS								
8	BANK OF INDIA	4095	15233	35198	113380	35198	111647	859.54	732.93
9	BANK OF MAHARASHTRA	11	126	0	0	0	0	0.00	0.00
10	INDIAN BANK	20491	72443	1616	74420	1616	74420	7.89	102.73
11	INDIAN OVERSEAS BANK	912	6998	190	9135	190	9135	20.83	130.54
12	PUNJAB AND SIND BANK	14	30	16	485	16	485	114.29	1616.67
	Total Public Sector Bank	105394	403076	60921	694366	59994	668414	56.92	165.83
	PRIVATE BANKS								
13	IDBI	1016	5680	18	225	14	145	1.38	2.55
14	ICICI BANK	1219	8909	120	14868	120	14868	9.84	166.89
15	FEDERAL BANK	378	1295	14	885	14	885	3.70	68.34
16	JAMMU KASHMIR BANK	0	0	0	0	0	0	0.00	0.00
17	SOUTH INDIAN BANK	0	0	0	0	0	0	0.00	0.00
18	AXIS BANK	632	2856	0	0	0	0	0.00	0.00
19	HDFC BANK	4921	18787	529	50815	529	50815	10.75	270.48
20	INDUSIND BANK	361133	685222	971861	414049	971861	414049	269.11	60.43
21	KARNATAKA BANK	96	264	5	549	5	549	5.21	207.95
22	KOTAK MAHINDRA	642	2783	1	7	1	7	0.16	0.25
23	YES BANK	134	490	12	689	12	689	8.96	140.61
24	BANDHAN BANK	7926	45305	299844	18504	299844	29	3783.04	0.06
25	RBL BANK	105	524	700	4407	700	4407	666.67	841.03
26	IDFC FIRST BANK Ltd	131	904	4	17	4	17	3.05	1.88
27	Karur Vysya Bank	0	0	0	0	0	0	0.00	0.00
	Total Private Sector Bank	378333	773019	1273108	505015	1273104	486460	336.50	62.93
	Total COMM. BANKS	483727	1176095	1334029	1199381	1333098	1154874	275.59	98.20
	CO-OPERATIVE BANKS								
28	STATE CO-OP. BANK	5051	35834	0	0	0	0	0.00	0.00
	Total Cooperative Bank	5051	35834	0	0	0	0	0.00	0.00
	REGIONAL RURAL BANKS								
29	DAKSHIN BIHAR GRAMIN BANK	5241	36340	0	0	0	0	0.00	0.00
30	UTTAR BIHAR GRAMIN BANK	11119	88691	0	0	0	0	0.00	0.00
	Total Region Rural Bank	16360	125031	0	0	0	0	0.00	0.00
	SMALL FINANCE BANK								
31	JANA SFB	254	2767	0	0	0	0	0.00	0.00
32	UTKARSH SFB	3111	19372	0	0	0	0	0.00	0.00
33	UJJIVAN SFB	756	3913	0	0	0	0	0.00	0.00
34	ESAF SFB	94	1083	0	0	0	0	0.00	0.00
35	UNITY SFB	0	0	0	0	0	0	0.00	0.00
	Total Small Financial Bank	4215	27135	0	0	0	0	0.00	0.00
	TOTAL FOR BIHAR	509353	1364095	1334029	1199381	1333098	1154874	261.72	84.66

STATE LEVEL BANKERS' COMMITTEE BIHAR, PATNA
(CONVENOR- STATE BANK OF INDIA) FY : 2023-24
BANK WISE PROGRESS UNDER FARM MECHANISATION AS ON : 31.03.2024

SL. NO.	BANK NAME	TARGET		SANCTIONED		DISBURSED		(Rs in Lakh)	
		NO.	Amt	NO.	AMOUNT	NO.	AMOUNT	ACHIEV %AGE NO.	ACHIEV %AGE AMT
1	STATE BANK OF INDIA	16881	60419	429	1493	429	1493		
2	CENTRAL BANK OF INDIA	3389	12135	283	90	283	90	2.54	2.47
3	PUNJAB NATIONAL BANK	9644	34523	3836	31068	3800	26827	8.35	0.74
4	CANARA BANK	6955	24900	60	429	60	416	39.40	77.71
5	UCO BANK	5252	18813	0	0	0	0	0.86	1.67
6	BANK OF BARODA	6549	23460	221	902	221	902	0.00	0.00
7	UNION BANK OF INDIA	1934	6927	73	239	73	239	3.37	3.84
8	OTHER BANKS								
9	BANK OF INDIA							3.77	3.45
10	BANK OF MAHARASHTRA	3268	11701	68	306	68	242		
11	INDIAN BANK	10	33	0	0	0	0	2.08	2.07
12	INDIAN OVERSEAS BANK	10940	39164	818	2655	818	2655	0.00	0.00
13	PUNJAB AND SIND BANK	1338	4801	105	610	105	610	7.48	6.78
14	Total Public Sector Bank	3	13	0	0	0	0	7.85	12.71
15	PRIVATE BANKS	66163	236889	5893	37792	5857	33474	0.00	0.00
16	IDBI							8.85	14.13
17	ICICI BANK	1159	4152	0	0	0	0		
18	FEDERAL BANK	1914	6841	0	0	0	0	0.00	0.00
19	JAMMU KASHMIR BANK	179	640	0	0	0	0	0.00	0.00
20	SOUTH INDIAN BANK	0	0	0	0	0	0	0.00	0.00
21	AXIS BANK	0	0	0	0	0	0	0.00	0.00
22	HDFC BANK	444	1599	200	430	25	150	0.00	0
23	INDUSIND BANK	22164	79327	249094	129236	249094	129236	5.63	9.38
24	KARNATAKA BANK	914	3281	0	0	0	0	1123.87	162.92
25	KOTAK MAHINDRA	25	90	0	0	0	0	0.00	0.00
26	YES BANK	533	1921	0	0	0	0	0.00	0.00
27	BANDHAN BANK	65	234	0	0	0	0	0.00	0.00
28	RBL BANK	11745	42047	0	0	0	0	0.00	0.00
29	IDFC FIRST BANK Ltd	111	400	0	0	0	0	0.00	0.00
30	Karur Vysya Bank	224	801	3740	3100	3740	3100	0.00	0.00
31	Total Private Sector Bank	0	0	0	0	0	3100	1669.64	387.02
32	Total COMM. BANKS	39477	141333	253034	132766	252859	132486	0.00	0.00
33	CO-OPERATIVE BANKS	105640	378222	258927	170558	258716	165960	640.52	93.74
34	STATE CO-OP. BANK	8029	28755	0	0	0	0	244.90	43.88
35	Total Cooperative Bank	8029	28755	0	0	0	0		
36	REGIONAL RURAL BANKS							0.00	0.00
37	DAKSHIN BIHAR GRAMIN BANK	15027	53798	379	1112	379	1112	0.00	0.00
38	UTTAR BIHAR GRAMIN BANK	23081	82633	0	0	0	0	2.52	2.07
39	Total Region Rural Bank	38108	136431	379	1112	379	1112	0.00	0.00
40	SMALL FINANCE BANK								
41	JANA SFB	782	2801	0	0	0	0	0.99	0.82
42	UTKARSH SFB	4605	16490	0	0	0	0	0.00	0.00
43	UJJIVAN SFB	846	3040	0	0	0	0	0.00	0.00
44	ESAF SFB	162	576	299	145	299	145	0.00	0.00
45	UNITY SFB	0	0	0	0	0	0	184.57	25.17
46	Total Small Financial Bank	6395	22907	299	145	299	145	0.00	0.00
47	TOTAL FOR BIHAR	158172	566315	259605	171815	259394	167217	4.68	0.63
								163.99	29.53

STATE LEVEL BANKERS' COMMITTEE BIHAR, PATNA							
(CONVENOR- STATE BANK OF INDIA) FY : 2023-24							
BANK WISE PROGRESS UNDER STORAGE FACILITY AS ON 31.03.2024							
SL. NO.	BANK NAME	Target	SANCTIONED		DISBURSED		ACHIEV %
		AMOUNT	NO.	AMOUNT	NO.	AMOUNT	AMOUNT
	LEAD BANKS						
1	STATE BANK OF INDIA	61764	5	1	5	1	0.00
2	CENTRAL BANK OF INDIA	14572	0	0	0	0	0.00
3	PUNJAB NATIONAL BANK	42714	1677	30922	1677	28922	67.71
4	CANARA BANK	27624	223	21966	223	19841	71.83
5	UCO BANK	21514	32	4682	32	3683	17.12
6	BANK OF BARODA	26818	11	1426	11	1426	5.32
7	UNION BANK OF INDIA	10479	8	3256	8	3256	31.07
	OTHER BANKS						
8	BANK OF INDIA	22027	6	385	6	334	1.52
9	BANK OF MAHARASHTRA	110	90	4889	90	4889	4444.55
10	INDIAN BANK	27184	30	333	30	333	1.22
11	INDIAN OVERSEAS BANK	5249	0	0	0	0	0.00
12	PUNJAB AND SIND BANK	25	0	0	0	0	0.00
	Total Public Sector Bank	260080	2082	67860	2082	62685	24.10
	PRIVATE BANKS						
13	IDBI	5236	0	0	0	0	0.00
14	ICICI BANK	9357	0	0	0	0	0.00
15	FEDERAL BANK	1564	0	0	0	0	0.00
16	JAMMU KASHMIR BANK	0	0	0	0	0	0.00
17	SOUTH INDIAN BANK	0	0	0	0	0	0.00
18	AXIS BANK	4123	0	0	0	0	0.00
19	HDFC BANK	13768	0	0	0	0	0.00
20	INDUSIND BANK	3758	0	0	0	0	0.00
21	KARNATAKA BANK	110	0	0	0	0	0.00
22	KOTAK MAHINDRA	2201	0	0	0	0	0.00
23	YES BANK	459	0	0	0	0	0.00
24	BANDHAN BANK	30786	0	0	0	0	0.00
25	RBL BANK	459	0	0	0	0	0.00
26	IDFC FIRST BANK Ltd	915	0	0	0	0	0.00
27	Karur Vysya Bank	0	0	0	0	0	0.00
	Total Private Sector Bank	72736	0	0	0	0	0.00
	Total COMM. BANKS	332816	2082	67860	2082	62685	18.83
	CO-OPERATIVE BANKS						
28	STATE CO-OP. BANK	26911	0	0	0	0	0.00
	Total Cooperative Bank	26911	0	0	0	0	0.00
	REGIONAL RURAL BANKS						
29	DAKSHIN BIHAR GRAMIN BANK	34876	0	0	0	0	0.00
30	UTTAR BIHAR GRAMIN BANK	94433	3	63	3	63	0.07
	Total Region Rural Bank	129309	3	63	3	63	0.05
	SMALL FINANCE BANK						
31	JANA SFB	3206	0	0	0	0	0.00
32	UTKARSH SFB	18857	0	0	0	0	0.00
33	UJJIVAN SFB	3483	0	0	0	0	0.00
34	ESAF SFB	256	0	0	0	0	0.00
35	UNITY SFB	0	0	0	0	0	0.00
	Total Small Financial Bank	25802	0	0	0	0	0.00
	TOTAL FOR BIHAR	514838	2085	67923	2085	62748	12.19

STATE LEVEL BANKERS' COMMITTEE BIHAR, PATNA									
(CONVENOR- STATE BANK OF INDIA) FY : 2023-24									
BANK WISE PROGRESS UNDER FOOD AND AGRO PROCESSING AS ON : 31.03.2024									
SL. NO.	BANK NAME	TARGET		SANCTIONED		DISBURSED		ACHIEV %AGE	ACHIEV %AGE
		NO.	Amt	NO.	AMOUNT	NO.	AMOUNT	NO.	AMT
		(Rs in Lakh)							
	LEAD BANKS								
1	STATE BANK OF INDIA	3617	49899	256	1855	206	1647	5.70	3.30
2	CENTRAL BANK OF INDIA	855	11810	3	35	3	35	0.35	0.30
3	PUNJAB NATIONAL BANK	2052	28305	1103	70387	899	70387	43.81	248.67
4	CANARA BANK	1656	22835	4223	35573	4219	35323	254.77	154.69
5	UCO BANK	1129	15601	674	10894	632	10587	55.98	67.86
6	BANK OF BARODA	3422	47232	360	16552	360	16552	10.52	35.04
7	UNION BANK OF INDIA	481	6605	359	14507	359	14507	74.64	219.64
	OTHER BANKS								
8	BANK OF INDIA	624	8663	2743	25134	2743	24220	439.58	279.58
9	BANK OF MAHARASHTRA	10	125	0	0	0	0	0.00	0.00
10	INDIAN BANK	2831	39068	238	14894	238	14894	8.41	38.12
11	INDIAN OVERSEAS BANK	448	6115	85	925	85	925	18.97	15.13
12	PUNJAB AND SIND BANK	2	17	16	485	16	485	800.00	2852.94
	Total Public Sector Bank	17127	236275	10060	191241	9760	189562	56.99	80.23
	PRIVATE BANKS								
13	IDBI	311	4344	0	0	0	0	0.00	0.00
14	ICICI BANK	560	7667	0	0	0	0	0.00	0.00
15	FEDERAL BANK	49	673	11	825	11	825	22.45	122.59
16	JAMMU KASHMIR BANK	0	0	0	0	0	0	0.00	0.00
17	SOUTH INDIAN BANK	0	0	0	0	0	0	0.00	0
18	AXIS BANK	137	1919	0	0	0	0	0.00	0
19	HDFC BANK	807	11020	0	0	0	0	0.00	0.00
20	INDUSIND BANK	232	3116	0	0	0	0	0.00	0.00
21	KARNATAKA BANK	7	96	5	549	5	549	71.43	571.88
22	KOTAK MAHINDRA	137	1824	0	0	0	0	0.00	0.00
23	YES BANK	21	277	0	0	0	0	0.00	0.00
24	BANDHAN BANK	2547	35143	0	0	0	0	0.00	0.00
25	RBL BANK	29	380	0	0	0	0	0.00	0.00
26	IDFC FIRST BANK Ltd	55	760	0	0	0	0	0.00	0.00
27	Karur Vysya Bank	0	0	0	0	0	0	0.00	0.00
	Total Private Sector Bank	4892	67219	16	1374	16	1374	0.33	2.04
	Total COMM. BANKS	22019	303494	10076	192615	9776	190936	44.40	62.91
	CO-OPERATIVE BANKS								
28	STATE CO-OP. BANK	2211	30475	0	0	0	0	0.00	0.00
	Total Cooperative Bank	2211	30475	0	0	0	0	0.00	0.00
	REGIONAL RURAL BANKS								
29	DAKSHIN BIHAR GRAMIN BANK	2221	30633	0	0	0	0	0.00	0
30	UTTAR BIHAR GRAMIN BANK	5689	78432	0	0	0	0	0.00	0.00
	Total Region Rural Bank	7910	109065	0	0	0	0	0.00	0.00
	SMALL FINANCE BANK								
31	JANA SFB	196	2660	0	0	0	0	0.00	0.00
32	UTKARSH SFB	1141	15656	0	0	0	0	0.00	0.00
33	UJJIVAN SFB	215	2888	0	0	0	0	0.00	0.00
34	ESAF SFB	78	1059	0	0	0	0	0.00	0
35	UNITY SFB	0	0	0	0	0	0	0.00	0.00
	Total Small Financial Bank	1630	22263	0	0	0	0	0.00	0.00
	TOTAL FOR BIHAR	33770	465297	10076	192615	9776	190936	28.95	41.04

STATE LEVEL BANKERS' COMMITTEE BIHAR, PATNA
(CONVENOR- STATE BANK OF INDIA) FY : 2023-24
AGRI TERM LOAN (ATL) - BANKWISE AS ON : 31.03.2024

SL. NO.	BANK NAME	(Rs in Lakh)							
		TARGET		SANCTIONED		DISBURSED		ACHIEV %AGE	ACHIEV %AGE
		NO.	Amt	NO.	AMOUNT	NO.	AMOUNT	NO.	AMT
	LEAD BANKS								
1	STATE BANK OF INDIA	190204	315336	140961	279665	140191	279459	73.71	88.62
2	CENTRAL BANK OF INDIA	58362	99540	156659	275153	156659	273339	268.43	274.60
3	PUNJAB NATIONAL BANK	141231	212157	27903	327642	27636	233527	19.57	110.07
4	CANARA BANK	85473	123140	36289	72643	36213	69839	42.37	56.72
5	UCO BANK	106457	118734	10761	155281	10732	141428	10.08	119.11
6	BANK OF BARODA	108207	142073	25196	68575	25196	67045	23.29	47.19
7	UNION BANK OF INDIA	26413	40187	2884	23401	2884	23401	10.92	58.23
	OTHER BANKS								
8	BANK OF INDIA	78926	105149	32782	78109	32782	57086	41.54	54.29
9	BANK OF MAHARASHTRA	191	263	2009	6108	2009	6108	1051.83	2322.43
10	INDIAN BANK	98309	157565	23912	56400	23912	56400	24.32	35.79
11	INDIAN OVERSEAS BANK	16768	24069	1775	15685	1775	15685	10.59	65.17
12	PUNJAB AND SIND BANK	451	1016	14	152	14	152	3.10	14.96
	Total Public Sector Bank	910992	1339229	461145	1358814	460003	1223469	50.49	91.36
	PRIVATE BANKS								
13	IDBI	15815	20778	18103	22375	17088	20817	108.05	100.19
14	ICICI BANK	25369	36621	51598	65976	51598	65976	203.39	180.16
15	FEDERAL BANK	2426	3442	4	5	4	5	0.16	0.15
16	JAMMU KASHMIR BANK	0	0	0	0	0	0	0.00	0.00
17	SOUTH INDIAN BANK	7	15	3	10	3	10	42.86	66.67
18	AXIS BANK	12057	15622	1400	175430	924	157984	7.66	1011.29
19	HDFC BANK	59280	125558	299617	187732	299617	187732	505.43	149.52
20	INDUSIND BANK	12114	16856	971861	414049	971861	414049	8022.63	2456.39
21	KARNATAKA BANK	342	461	5	12	5	12	1.46	2.60
22	KOTAK MAHINDRA	69069	139969	366519	186214	366519	186214	530.66	133.04
23	YES BANK	1320	1703	0	0	0	0	0.00	0.00
24	BANDHAN BANK	143409	203137	177557	161254	177557	161254	123.81	79.38
25	RBL BANK	66419	137899	555415	249071	555415	249071	836.23	180.62
26	IDFC FIRST BANK Ltd	4294	7149	121709	55884	121709	55884	2834.40	781.70
27	Karur Vysya Bank	0	0	0	0	0	0	0.00	0.00
	Total Private Sector Bank	411921	709210	2563791	1518012	2562300	1499008	622.04	211.36
	Total COMM. BANKS	1322913	2048439	3024936	2876826	3022303	2722477	228.46	132.90
	CO-OPERATIVE BANKS								
28	STATE CO-OP. BANK	106496	142601	4927	3137	4927	3137	4.63	2.20
	Total Cooperative Bank	106496	142601	4927	3137	4927	3137	4.63	2.20
	REGIONAL RURAL BANKS								
29	DAKSHIN BIHAR GRAMIN BANK	282677	394075	684237	1041656	684237	1041656	242.06	264.33
30	UTTAR BIHAR GRAMIN BANK	313131	447650	180365	653608	178910	413409	57.14	92.35
	Total Region Rural Bank	595808	841725	864602	1695264	863147	1455065	144.87	172.87
	SMALL FINANCE BANK								
31	JANA SFB	17568	30313	124612	60588	124612	60588	709.31	199.87
32	UTKARSH SFB	124556	222684	544940	297261	544940	297261	437.51	133.49
33	UJJIVAN SFB	50271	98111	185922	114771	185922	114771	369.86	116.98
34	ESAF SFB	2581	4475	37839	18789	37839	18789	1466.06	419.87
35	UNITY SFB	0	0	54544	22010	54544	22017	0.00	0.00
	Total Small Financial Bank	194976	355583	947867	513419	947867	513426	486.15	144.39
	TOTAL FOR BIHAR	2220193	3388348	4842332	5088646	4838244	4694105	217.92	138.54

STATE LEVEL BANKERS' COMMITTEE BIHAR, PATNA							
(CONVENOR- STATE BANK OF INDIA) FY : 2023-24							
BANK WISE PROGRESS UNDER JOINT LIABILITY GROUP AS ON : 31.03.2024							
(Rs in Lakh)							
SL. NO.	BANK NAME	TARGET	SANCTIONED		DISBURSED		ACHIEV %AGE
		NO.	NO.	AMOUNT	NO.	AMOUNT	NO.
	LEAD BANKS						
1	STATE BANK OF INDIA	14116	168	2352	168	2352	1.19
2	CENTRAL BANK OF INDIA	7565	771	76	771	76	10.19
3	PUNJAB NATIONAL BANK	12424	168	402	168	402	1.35
4	CANARA BANK	3558	7927	18309	7903	17546	222.12
5	UCO BANK	3495	145	465	142	438	4.06
6	BANK OF BARODA	4135	8	15	8	15	0.19
7	UNION BANK OF INDIA	2263	4	4	4	4	0.18
	OTHER BANKS						
8	BANK OF INDIA	5131	0	0	0	0	0.00
9	BANK OF MAHARASHTRA	26	0	0	0	0	0.00
10	INDIAN BANK	4378	21	26	21	26	0.48
11	INDIAN OVERSEAS BANK	519	0	0	0	0	0.00
12	PUNJAB AND SIND BANK	104	0	0	0	0	0.00
	Total Public Sector Bank	57714	9212	21649	9185	20859	15.91
	PRIVATE BANKS						
13	IDBI	645	13055	12900	12750	12025	1976.74
14	ICICI BANK	352	0	0	0	0	0.00
15	FEDERAL BANK	57	0	0	0	0	0.00
16	JAMMU KASHMIR BANK	6	0	0	0	0	0.00
17	SOUTH INDIAN BANK	0	0	0	0	0	0.00
18	AXIS BANK	472	0	0	0	0	0.00
19	HDFC BANK	560	0	0	0	0	0.00
20	INDUSIND BANK	115	0	0	0	0	0.00
21	KARNATAKA BANK	0	0	0	0	0	0.00
22	KOTAK MAHINDRA	42	0	0	0	0	0.00
23	YES BANK	6	0	0	0	0	0.00
24	BANDHAN BANK	1078	0	0	0	0	0.00
25	RBL BANK	0	0	0	0	0	0.00
26	IDFC FIRST BANK Ltd	0	0	0	0	0	0.00
27	Karur Vysya Bank	0	0	0	0	0	0.00
	Total Private Sector Bank	3333	13055	12900	12750	12025	382.54
	Total COMM. BANKS	61047	22267	34549	21935	32884	35.93
	CO-OPERATIVE BANKS						
28	STATE CO-OP. BANK	0	4909	3112	4909	3112	0.00
	Total Cooperative Bank	0	4909	3112	4909	3112	0.00
	REGIONAL RURAL BANKS						0.00
29	DAKSHIN BIHAR GRAMIN BANK	19087	0	0	0	0	0.00
30	UTTAR BIHAR GRAMIN BANK	19866	0	0	0	0	0.00
	Total Region Rural Bank	38953	0	0	0	0	0.00
	SMALL FINANCE BANK						
31	JANA SFB	0	0	0	0	0	0.00
32	UTKARSH SFB	0	544940	297261	544940	297261	0.00
33	UJJIVAN SFB	0	0	0	0	0	0.00
34	ESAF SFB	0	0	0	0	0	0.00
35	UNITY SFB	0	0	0	0	0	0.00
	Total Small Financial Bank	0	544940	297261	544940	297261	0.00
	TOTAL FOR BIHAR	100000	572116	334922	571784	333257	571.78

STATE LEVEL BANKERS' COMMITTEE BIHAR, PATNA							
(CONVENOR- STATE BANK OF INDIA) FY : 2023-24							
BANK WISE PROGRESS UNDER SOCIAL INFRASTRUCTURE AS ON 31.03.2024							
(Rs in Lakh)							
SL. NO.	BANK NAME	TARGET	SANCTIONED		DISBURSED		ACHIEV %AGE
		AMOUNT	NO	AMOUNT	NO	AMOUNT	AMT
	LEAD BANKS						
1	STATE BANK OF INDIA	45875	17	45	17	45	0.10
2	CENTRAL BANK OF INDIA	22212	0	0	0	0	0.00
3	PUNJAB NATIONAL BANK	38534	0	0	0	0	0.00
4	CANARA BANK	13860	0	0	0	0	0.00
5	UCC BANK	5305	0	0	0	0	0.00
6	BANK OF BARODA	15684	0	0	0	0	0.00
7	UNION BANK OF INDIA	11950	4	6	4	6	0.05
	OTHER BANKS						
8	BANK OF INDIA	954	0	0	0	0	0.00
9	BANK OF MAHARASHTRA	706	0	0	0	0	0.00
10	INDIAN BANK	253	0	0	0	0	0.00
11	INDIAN OVERSEAS BANK	3283	0	0	0	0	0.00
12	PUNJAB AND SIND BANK	830	0	0	0	0	0.00
	Total Public Sector Bank	159446	21	51	21	51	0.03
	PRIVATE BANKS						
13	IDBI	283	0	0	0	0	0.00
14	ICICI BANK	710	0	0	0	0	0.00
15	FEDERAL BANK	995	0	0	0	0	0.00
16	JAMMU KASHMIR BANK	5	0	0	0	0	0.00
17	SOUTH INDIAN BANK	8	0	0	0	0	0.00
18	AXIS BANK	1917	0	0	0	0	0.00
19	HDFC BANK	1168	0	0	0	0	0.00
20	INDUSIND BANK	0	1839	261	1839	261	0.00
21	KARNATAKA BANK	40	0	0	0	0	0.00
22	KOTAK MAHINDRA	2538	0	0	0	0	0.00
23	YES BANK	0	0	0	0	0	0.00
24	BANDHAN BANK	3179	0	0	0	0	0.00
25	RBL BANK	110	0	0	0	0	0.00
26	IDFC FIRST BANK Ltd	0	2	1	2	1	0.00
27	Karur Vysya Bank	0	0	0	0	0	0.00
	Total Private Sector Bank	10953	1841	262	1841	262	2.39
	Total COMM. BANKS	170399	1862	313	1862	313	0.18
	CO-OPERATIVE BANKS						
28	STATE CO-OP. BANK	0	0	0	0	0	0.00
	Total Cooperative Bank	0	0	0	0	0	0.00
	REGIONAL RURAL BANKS						
29	DAKSHIN BIHAR GRAMIN BANK	1075	0	0	0	0	0.00
30	UTTAR BIHAR GRAMIN BANK	172	0	0	0	0	0.00
	Total Region Rural Bank	1247	0	0	0	0	0.00
	SMALL FINANCE BANK						
31	JANA SFB	768	0	0	0	0	0.00
32	UTKARSH SFB	125	8	4	8	4	3.20
33	UJJIVAN SFB	2040	0	0	0	0	0.00
34	ESAF SFB	33	0	0	0	0	0.00
35	UNITY SFB	0	0	0	0	0	0.00
	Total Small Financial Bank	2966	8	4	8	4	0.13
	TOTAL FOR BIHAR	174612	1870	317	1870	317	0.18

STATE LEVEL BANKERS' COMMITTEE BIHAR, PATNA							
(CONVENOR- STATE BANK OF INDIA) FY : 2023-24							
BANK WISE PROGRESS UNDER RENEWABLE ENERGY AS ON 31.03.2024							
(In Rs. Lacs)							
SL. NO.	BANK NAME	SANCTIONED			DISBURSED		AMT
		AMOUNT	NO	AMOUNT	NO	AMOUNT	
	LEAD BANKS						
1	STATE BANK OF INDIA	5697	3	3	3	3	0.05
2	CENTRAL BANK OF INDIA	2758	0	0	0	0	0.00
3	PUNJAB NATIONAL BANK	5098	11	66	10	58	1.14
4	CANARA BANK	1722	0	0	0	0	0.00
5	UCO BANK	1130	0	0	0	0	0.00
6	BANK OF BARODA	1952	0	0	0	0	0.00
7	UNION BANK OF INDIA	1476	0	0	0	0	0.00
	OTHER BANKS						
8	BANK OF INDIA	624	0	0	0	0	0.00
9	BANK OF MAHARASHTRA	85	0	0	0	0	0.00
10	INDIAN BANK	307	0	0	0	0	0.00
11	INDIAN OVERSEAS BANK	413	0	0	0	0	0.00
12	PUNJAB AND SIND BANK	82	0	0	0	0	0.00
	Total Public Sector Bank	21344	14	69	13	61	0.29
	PRIVATE BANKS						
13	IDBI	213	0	0	0	0	0.00
14	ICICI BANK	507	0	0	0	0	0.00
15	FEDERAL BANK	293	0	0	0	0	0.00
16	JAMMU KASHMIR BANK	3	0	0	0	0	0.00
17	SOUTH INDIAN BANK	1	0	0	0	0	0.00
18	AXIS BANK	1056	0	0	0	0	0.00
19	HDFC BANK	759	0	0	0	0	0.00
20	INDUSIND BANK	0	0	0	0	0	0.00
21	KARNATAKA BANK	1	0	0	0	0	0.00
22	KOTAK MAHINDRA	340	0	0	0	0	0.00
23	YES BANK	0	0	0	0	0	0.00
24	BANDHAN BANK	431	0	0	0	0	0.00
25	RBL BANK	12	0	0	0	0	0.00
26	IDFC FIRST BANK Ltd	0	0	0	0	0	0.00
27	Karur Vysya Bank	0	0	0	0	0	0.00
	Total Private Sector Bank	3616	0	0	0	0	0.00
	Total COMM. BANKS	24960	14	69	13	61	0.24
	CO-OPERATIVE BANKS						
28	STATE CO-OP. BANK	0	0	0	0	0	0.00
	Total Cooperative Bank	0	0	0	0	0	0.00
	REGIONAL RURAL BANKS						
29	DAKSHIN BIHAR GRAMIN BANK	176	0	0	0	0	0.00
30	UTTAR BIHAR GRAMIN BANK	339	0	0	0	0	0.00
	Total Region Rural Bank	515	0	0	0	0	0.00
	SMALL FINANCE BANK						
31	JANA SFB	204	0	0	0	0	0.00
32	UTKARSH SFB	34	0	0	0	0	0.00
33	UJJIVAN SFB	545	0	0	0	0	0.00
34	ESAF SFB	20	0	0	0	0	0.00
35	UNITY SFB	0	0	0	0	0	0.00
	Total Small Financial Bank	803	0	0	0	0	0.00
	TOTAL FOR BIHAR	26278	14	69	13	61	0.23

STATE LEVEL BANKERS' COMMITTEE BIHAR, PATNA

(CONVENOR- STATE BANK OF INDIA) FY : 2023-24

BANK WISE PROGRESS UNDER PRIORITY SECTOR HOUSING LOAN AS ON 31.03.2024

SL. NO.	BANK NAME	(Rs in Lakh)							
		TARGET		SANCTIONED		DISBURSED		ACHIEV %AGE	ACHIEV %AGE
		No	Amt	NO	AMOUNT	NO	AMOUNT	NO	AMT
	LEAD BANKS								
1	STATE BANK OF INDIA	11598	139107	19986	253908	19208	226019	172.32	182.53
2	CENTRAL BANK OF INDIA	2569	30874	2647	25798	2647	24009	103.04	83.56
3	PUNJAB NATIONAL BANK	2529	30301	8376	130443	7699	124479	331.20	430.49
4	CANARA BANK	2528	30293	4969	49737	4969	43408	196.56	164.19
5	UCO BANK	545	6593	1280	10386	1262	10186	234.86	157.53
6	BANK OF BARODA	3232	38798	720	27035	630	17087	22.28	69.68
7	UNION BANK OF INDIA	1385	16600	256	5965	256	5965	18.48	35.93
	OTHER BANKS								
8	BANK OF INDIA	394	4730	710	6408	710	5949	180.20	135.48
9	BANK OF MAHARASHTRA	83	989	1238	30283	1238	30283	1491.57	3061.98
10	INDIAN BANK	499	5978	1927	17812	1937	17812	388.18	297.96
11	INDIAN OVERSEAS BANK	470	5576	256	4256	256	4256	54.47	76.33
12	PUNJAB AND SIND BANK	490	5815	248	599	48	599	50.61	10.30
	Total Public Sector Bank	26322	315654	42623	562630	40860	510052	161.93	178.24
	PRIVATE BANKS								
13	IDBI	49	493	59	1239	59	351	120.41	251.32
14	ICICI BANK	306	3644	158	3248	158	3248	51.63	89.13
15	FEDERAL BANK	67	812	4	57	4	57	5.97	7.02
16	JAMMU KASHMIR BANK	5	57	4	20	3	20	80.00	35.09
17	SOUTH INDIAN BANK	1	17	1	19	1	19	100.00	111.76
18	AXIS BANK	309	3749	133	1230	133	230	43.04	32.81
19	HDFC BANK	80	971	1862	6195	1862	6195	2327.50	638.00
20	INDUSIND BANK	0	0	0	0	0	0	0.00	0.00
21	KARNATAKA BANK	16	187	14	224	14	224	87.50	119.79
22	KOTAK MAHINDRA	331	3938	1	1	1	1	0.30	0.03
23	YES BANK	0	0	0	0	0	0	0.00	0.00
24	BANDHAN BANK	342	4075	410	2500	410	2500	119.88	61.35
25	RBL BANK	33	410	0	0	0	0	0.00	0.00
26	IDFC FIRST BANK Ltd	0	0	0	0	0	0	0.00	0.00
27	Karur Vysya Bank	0	0	2	44	2	44	0.00	0.00
	Total Private Sector Bank	1539	18353	2648	14777	2647	12889	172.06	80.52
	Total COMM. BANKS	27861	334007	45271	577407	43507	522941	162.49	172.87
	CO-OPERATIVE BANKS								
28	STATE CO-OP. BANK	0	0	0	0	0	0	0.00	0.00
	Total Cooperative Bank	0	0	0	0	0	0	0.00	0.00
	REGIONAL RURAL BANKS								
29	DAKSHIN BIHAR GRAMIN BANK	500	5992	1851	19586	1851	19586	370.20	326.87
30	UTTAR BIHAR GRAMIN BANK	105	1245	336	8019	302	5416	320.00	644.10
	Total Region Rural Bank	605	7237	2187	27605	2153	25002	361.49	381.44
	SMALL FINANCE BANK								
31	JANA SFB	56	694	253	604	253	604	451.79	87.03
32	UTKARSH SFB	336	4001	1045	2067	1045	2067	311.01	51.66
33	UJJIVAN SFB	180	2148	1510	2192	1510	2192	838.89	102.05
34	ESAF SFB	0	0	0	18	6	18	0.00	0.00
35	UNITY SFB	3	50	0	0	0	0	0.00	0.00
	Total Small Financial Bank	575	6893	2814	4881	2814	4881	489.39	70.81
	TOTAL FOR BIHAR	29041	348137	50272	609893	48474	552824	173.11	175.19

STATE LEVEL BANKERS' COMMITTEE BIHAR, PATNA							
(CONVENOR- STATE BANK OF INDIA) FY : 2023-24							
BANK WISE OUTSTANDING AND NPA UNDER HOUSING LOAN AS ON 31.03.2024							
(Amount in Rs.Lakh)							
SL. NO.	BANKS NAME	HOUSING LOAN OUTSTANDING		NPA IN HOUSING LOAN		NPA%	
		NO.	AMOUNT	NO.	AMOUNT	NO.	AMOUNT
	LEAD BANKS						
1	STATE BANK OF INDIA	56509	1010000	254	1573	0.45	0.16
2	CENTRAL BANK OF INDIA	6539	60109	1104	2137	16.88	3.56
3	PUNJAB NATIONAL BANK	21737	350643	435	3383	2.00	0.96
4	CANARA BANK	10661	184618	183	1687	1.72	0.91
5	UCO BANK	15687	66609	268	578	1.71	0.07
6	BANK OF BARODA	8002	154597	173	1824	2.16	1.18
7	UNION BANK OF INDIA	4804	69970	312	2260	6.49	3.23
	OTHER BANKS						
8	BANK OF INDIA	8609	136487	160	968	1.86	0.71
9	BANK OF MAHARASHTRA	1344	23412	4	32	0.30	0.14
10	INDIAN BANK	8984	193826	425	2875	4.73	1.48
11	INDIAN OVERSEAS BANK	3125	51118	31	436	0.99	0.85
12	PUNJAB AND SIND BANK	405	8995	40	725	9.88	8.06
	Total Public Sector Bank	146406	2310384	3389	18478	2.31	0.80
	PRIVATE BANKS						
13	IDBI	2718	31419	63	537	2.32	1.71
14	ICICI BANK	6591	209471	96	2639	1.46	1.26
15	FEDERAL BANK	101	2410	1	21	0.99	0.87
16	JAMMU KASHMIR BANK	31	527	0	0	0.00	0.00
17	SOUTH INDIAN BANK	0	0	0	0	0.00	0.00
18	AXIS BANK	35	11155	20	207	57.14	1.86
19	HDFC BANK	9567	161724	45	228	0.47	0.14
20	INDUSIND BANK	0	0	0	0	0.00	0.00
21	KARNATAKA BANK	28	668	0	0	0.00	0.00
22	KOTAK MAHINDRA	9	200	0	0	0.00	0.00
23	YES BANK	0	0	0	0	0.00	0.00
24	BANDHAN BANK	2638	28786	23	432	0.87	1.50
25	RBL BANK	0	0	0	0	0.00	0.00
26	IDFC FIRST BANK Ltd	37	204	0	0	0.00	0.00
27	Karur Vysya Bank	10	350	0	0	0.00	0.00
	Total Private Sector Bank	21765	446914	248	4064	1.14	0.91
	Total COMM. BANKS	168171	2757298	3637	22542	2.16	0.82
	CO-OPERATIVE BANKS						
28	STATE CO-OP. BANK	578	2261	0	0	0.00	0.00
	Total Cooperative Bank	578	2261	0	0	0.00	0.00
	REGIONAL RURAL BANKS						
29	DAKSHIN BIHAR GRAMIN BANK	4915	62281	327	1096	6.65	1.76
30	UTTAR BIHAR GRAMIN BANK	3539	25640	2009	1187	56.77	4.63
	Total Region Rural Bank	8454	87921	2336	2283	27.63	2.60
	SMALL FINANCE BANK						
31	JANA SFB	1210	3937	0	0	0.00	0.00
32	UTKARSH SFB	373	4690	6	51	1.61	1.00
33	UBIVAN SFB	3897	14862	33	12	0.85	0.08
34	ESAF SFB	2	18	1	1	50.00	5.56
35	UNITY SFB	0	0	0	0	0.00	0.00
	Total Small Financial Bank	5482	23507	40	64	0.73	0.27
	TOTAL FOR BIHAR	182685	2870987	6013	24889	3.29	0.87

STATE LEVEL BANKERS' COMMITTEE BIHAR, PATNA							
(CONVENOR- STATE BANK OF INDIA) FY : 2023-24							
CUMULATIVE REPORT AS ON 31.03.2024							
Performance under Credit Linked Subsidy Scheme (CLSS) of Pradhan Mantri Awas Yojana (PMAY)							
(Rs. In Lakh)							
SL NO.	BANKS NAME	Total No. of all Housing Loans sanctioned since 01.04.2015	Out of (B), Housing Loans covered under CLSS of PMAY since 01.04.2015			Subsidy received since 01.04.2015	
			No.	Amt. Sanctioned	Amt. of Subsidy Claimed	No.	Amt.
	LEAD BANKS						
1	STATE BANK OF INDIA	35697	9686	171027	21298	7465	16491
2	CENTRAL BANK OF INDIA	4857	678	11457	739	310	533
3	PUNJAB NATIONAL BANK	24664	11130	19457	19457	2889	3562
4	CANARA BANK	10346	1439	35963	4175	883	2077
5	UCO BANK	6458	456	1452	785	341	405
6	BANK OF BARODA	6426	349	6980	778	349	778
7	UNION BANK OF INDIA	3241	474	2838	715	217	473
	OTHER BANKS						
8	BANK OF INDIA	7641	403	7605	478	55	138
9	BANK OF MAHARASHTRA	1292	147	2846	352	18	32
10	INDIAN BANK	9550	368	10717	772	444	703
11	INDIAN OVERSEAS BANK	3765	312	2688	526	129	137
12	PUNJAB AND SIND BANK	431	92	1065	58	28	58
	Total Public Sector Bank	114368	25534	274095	50133	13128	25337
	PRIVATE BANKS						
13	IDBI	2671	990	21679	763	163	418
14	ICICI BANK	412	412	884	89	412	89
15	FEDERAL BANK	0	0	0	0	0	0
16	JAMMU KASHMIR BANK	0	0	0	0	0	0
17	SOUTH INDIAN BANK	5	0	0	0	0	0
18	AXIS BANK	1250	164	1408	170	72	148
19	HDFC BANK	0	0	0	0	0	0
20	INDUSIND BANK	0	0	0	0	0	0
21	KARNATAKA BANK	7	5	92	0	1	2
22	KOTAK MAHINDRA	0	0	0	0	0	0
23	YES BANK	0	0	0	0	0	0
24	BANDHAN BANK	1146	62	112	112	62	112
25	RBL BANK	0	0	0	0	0	0
26	IDFC FIRST BANK Ltd	0	0	0	0	0	0
27	Karur Vysya Bank	5	4	60	10	4	940
	Total Private Sector Bank	5496	1637	24235	1144	714	1709
	Total COMM. BANKS	119864	27171	298330	51277	13842	27096
	CO-OPERATIVE BANKS						
28	STATE CO-OP. BANK	0	0	0	0	0	0
	Total Cooperative Bank	0	0	0	0	0	0
	REGIONAL RURAL BANKS						
29	DAKSHIN BIHAR GRAMIN BANK	9914	1851	19586	1977	928	1982
30	UTTAR BIHAR GRAMIN BANK	830	105	833	105	94	97
	Total Region Rural Bank	10744	1956	20419	2082	1022	2079
	SMALL FINANCE BANK						
31	JANA SFB	0	0	0	0	0	0
32	UTKARSH SFB	1045	6	112	7	2	5
33	UJJIVAN SFB	0	0	0	0	0	0
34	ESAF SFB	0	0	0	0	0	0
35	UNITY SFB	0	0	0	0	0	0
	Total Small Financial Bank	1045	6	112	7	2	5
	TOTAL FOR BIHAR	131653	29133	318861	53366	14866	29180

Sl. No.	District	Lead Bank	Date of Establishment of RSETI	Land Allotted by State Govt. (Yes/No)	Map approved by Local authority (Yes/No)	Grant received from NIRD (Yes/No)	Construction Started (Yes/No)	During Financial Year 2023-24				AS ON 31.03.2024		AS ON March 2024	
								No. of persons trained as organised	No. of persons trained	No. of training programmes organised	No. of persons trained	No. of trainees settled	No. of trainees settled with Bank finance	Name of the Agency viz. DRDA/KVIC/ NABARD etc. with whom claims are pending	Ant of reimbursement claim pending (Amt in Lacs)
1	ARARIA	SBI	19-02-2010	YES	YES	YES	YES	25	770	244	6987	700	516	SRLM	63
2	ARWAL	PNB	12-12-2011	YES	YES	YES	YES	140	688	278	8041	5760	2475	SRLM	42
3	AURANGABAD	PNB	29-02-2012	YES	YES	YES	YES	7	876	316	9119	6822	3060	SRLM(JEEVIKA)	83
4	BANKA	UCO	30-06-2011	YES	YES	YES	YES	215	812	253	7785	4675	1968	SRLM	57
5	BEGUSAPAI	UCO	29-07-2011	YES	YES	YES	YES	302	1012	313	9481	6492	3168	SRLM	76
6	BHAGALPUR	UCO	14-03-2011	YES	YES	YES	YES	28	855	255	7920	5127	2045	SRLM	55
7	BHOJIPUR	PNB	28-03-2012	YES	YES	YES	YES	85	904	249	7503	5303	1924	SRLM	81
8	BUXAR	PNB	12-12-2012	YES	YES	YES	YES	0	764	254	6789	4566	1645	SRLM/NABARD	44
9	DARBHANGA	CBI	27-11-2010	YES	YES	YES	YES	0	765	256	7867	5375	2039	SRLM	72
10	EAST CHAMIPARAN	CBI	19-12-2011	YES	YES	YES	YES	0	657	266	8216	5466	3714	SRLM	64
11	GAYA	PNB	02-10-2010	YES	YES	YES	YES	15	1065	447	12478	8580	3911	SRLM	76
12	GOPALGANJ	CBI	10-02-2011	YES	YES	YES	YES	19	603	206	6299	443	232	NRLM,KVIC	23
13	JAMUI	SBI	26-03-2011	YES	YES	YES	YES	0	796	247	6948	5267	3035	KVIC	1
14	JEHANABAD	PNB	30-09-2011	YES	YES	YES	YES	35	708	312	8872	6395	2972	SRLM	61
15	KAIMUR	PNB	29-12-2011	YES	YES	YES	YES	0	829	304	8290	5526	1599	BPL (SRLM)	61
16	KATIHAR	CBI	01-10-2011	YES	YES	YES	YES	25	793	251	7283	6084	3293	SRLM	35
17	KHAGARIA	UBI	10-02-2010	YES	YES	YES	YES	3	679	270	8152	5405	1862	SRLM	38
18	KISHANGANJ	SBI	27-03-2009	YES	YES	YES	YES	0	770	280	8293	6248	3527	SRLM	86
19	LAKHISARAI	PNB	28-09-2010	YES	YES	YES	YES	50	604	298	7960	5375	1739	SRLM	32
20	MADHEPURA	SBI	19-03-2010	YES	YES	YES	YES	0	761	260	7094	5083	2819	SRLM	51
21	MADHUBANI	CBI	19-01-2011	YES	YES	YES	YES	0	775	258	7479	712	496	SRLM	16
22	MUNGER	UCO	01-02-2011	YES	YES	YES	NO	54	711	237	7606	4126	2507	SRLM	54
23	MUZAFFARPUR	CBI	19-02-2007	YES	YES	YES	YES	0	619	330	9284	7469	3437	SRLM	37
24	NALANDA	PNB	10-02-2010	YES	YES	YES	YES	25	894	362	10171	6810	2986	SRLM	55
25	NAWADA	PNB	28-03-2010	YES	YES	YES	YES	761	761	343	9506	7268	3394	SRLM	105
26	PATNA	PNB	15-01-2007	NO	NO	NO	NO	230	845	347	9504	6657	2307	SRLM	61
27	PURNEA	SBI	30-03-2007	YES	YES	YES	YES	0	779	284	7938	6176	3381	KVIC	56
28	ROHTAS	PNB	27-01-2012	YES	YES	YES	YES	176	771	263	8056	5878	2422	SRLM	74
29	SAHARSA	SBI	27-03-2009	YES	YES	YES	YES	0	870	278	7497	5428	3057	SRLM	64
30	SAMASTIPUR	UBI	01-07-2010	YES	YES	YES	YES	3	809	256	7665	5449	2279	SRLM	45
31	SARAN	CBI	08-02-2011	YES	YES	YES	YES	16	520	198	5837	3705	1468	SRLM	28
32	SHEIKHPURA	CAN	31-03-2010	YES	YES	YES	YES	147	860	364	11249	5996	2713	KVIC,NSKSH,GOVT.	59
33	SHEOHAR	BOB	28-03-2012	YES	YES	YES	YES	0	1010	384	11503	8833	4042	SRLM	90
34	SITAMARHI	BOB	15-03-2011	YES	YES	YES	NO	580	822	272	7704	5127	2862	SRLM	54
35	SIWAN	CBI	25-03-2009	YES	YES	YES	YES	65	604	209	5916	4940	2582	SRLM	24
36	SUPAUL	SBI	30-01-2008	YES	YES	YES	YES	0	765	281	8070	6283	3934	SRLM KVIC	41
37	VAISHALI	CAN	27-01-2011	YES	YES	YES	YES	233	1067	481	14153	11050	4769	SRLM JIVIKA	72
38	WEST CHAMPARAN	CBI	27-01-2011	YES	YES	YES	YES	0	623	20	623	440	221	SRLM, KVIC	32
Total For Bihar								3333	954	29879	10726	310938	207039	96400	2068

STATE LEVEL BANKERS' COMMITTEE
Cases Pending with District Authorities for Disposal under SECTION 14 of SARFAESI 31.03.2024

S.N.	Bank Name	Pending Cases as on 31.12.2023		Cases filed during the quarter - March 2024		Cases disposed during the quarter March 2024		Pending Cases as on 31.03.2024		(Amt. in lakh)	
		No. of Acs	Amt	No. of Acs	Amt	No. of Acs	Amt	No. of Acs	Amt	Out of (D) cases pending for more than 60 days	Amt
1	LEAD BANKS	28	354	5	89	15	216	18	227	12	137
2	STATE BANK OF INDIA	90	2043	47	580	41	476	96	2147	10	544
3	CENTRAL BANK OF INDIA	159	1151	38	458	5	30	192	1579	0	0
4	PUNJAB NATIONAL BANK	46	1571	6	120	22	690	30	1001	17	588
5	UCO BANK	15	213	0	0	0	0	15	213	0	0
6	BANK OF BARODA	10	641	0	0	0	0	10	641	0	0
7	UNION BANK OF INDIA	2	117	0	0	0	0	2	117	0	0
8	OTHER BANKS										
8	BANK OF INDIA	25	1481	16	326	14	370	27	1357	6	89
9	BANK OF MAHARASHTRA	0	0	0	0	0	0	0	0	0	0
10	INDIAN BANK	51	2098	6	234	19	926	38	1406	38	1072
11	INDIAN OVERSEAS BANK	4	159	0	0	0	0	4	159	0	0
12	PUNJAB AND SIND BANK	0	0	0	0	0	0	0	0	0	0
	Total Public Sector Bank	430	9748	118	1807	116	2708	432	8847	83	2430
	PRIVATE BANKS										
13	IDBI	39	843	26	634	7	160	58	1317	33	695
14	ICICI BANK	29	1347	30	1657	32	1632	27	1372	5	215
15	FEDERAL BANK	0	0	0	0	0	0	0	0	0	0
16	JAMMU KASHMIR BANK	0	0	0	0	0	0	0	0	0	0
17	SOUTH INDIAN BANK	0	0	0	0	0	0	0	0	0	0
18	AXIS BANK	8	80	0	0	0	0	0	0	0	0
19	HDFC BANK	4	217	0	0	0	0	4	80	0	0
20	INDUSIND BANK	0	0	0	0	0	0	0	217	0	0
21	KARNATAKA BANK	0	0	0	0	0	0	0	0	0	0
22	KOTAK MAHINDRA	0	0	0	0	0	0	0	0	0	0
23	YES BANK	0	0	0	0	0	0	0	0	0	0
24	BANDHAN BANK	0	0	0	0	0	0	0	0	0	0
25	RBL BANK	0	0	0	0	0	0	0	0	0	0
26	IDFC FIRST BANK Ltd	0	0	0	0	0	0	0	0	0	0
27	Karur. Vysya Bank	0	0	0	0	0	0	0	0	0	0
	Total Private Sector Bank	80	2487	56	2291	39	1792	97	2986	38	910
	Total COMM. BANKS	510	12235	174	4098	155	4500	529	11833	121	3340
28	CO-OPERATIVE BANKS										
	STATE CO-OP. BANK	0	0	0	0	0	0	0	0	0	0
	Total Cooperative Bank	0	0	0	0	0	0	0	0	0	0
29	REGIONAL RURAL BANKS										
	DAKSHIN BIHAR GRAMIN BANK	59	1452	3	127	10	92	52	1487	42	1245
30	UTTAR BIHAR GRAMIN BANK	51	384	7	33	7	29	51	388	0	0
	Total Region Rural Bank	110	1836	10	160	17	121	103	1875	42	1245
	SMALL FINANCE BANK										
31	JANA SFB	0	0	0	0	0	0	0	0	0	0
32	UTKARSH SFB	1	100	0	0	0	0	1	100	0	0
33	UJJWAN SFB	0	0	0	0	0	0	0	0	0	0
34	ESAF SFB	0	0	0	0	0	0	0	0	0	0
35	UNITY SFB	0	0	0	0	0	0	0	0	0	0
	Total Small Financial Bank	1	100	0	0	0	0	1	100	0	0
	TOTAL FOR BIHAR	621	14171	184	4258	172	4621	633	13808	163	4585

STATE LEVEL BANKERS' COMMITTEE
Cases Pending with District Authorities for Disposal under SECTION 14 of SARFAESI 31.03.2024

S.N.	District	Pending Cases as on 31.12.2023		Cases filed during the quarter - March 2024		Cases disposed during the quarter March 2024		Pending Cases as on 31.03.2024		Out of (D) cases pending for more than 60 days	
		No. of Acs	Amt	No. of Acs	Amt	No. of Acs	Amt	No. of Acs	Amt	No. of Acs	Amt
1	Araria	7	125	3	91	7	125	3	91	0	0
2	Arwal	3	72	0	0	0	0	3	72	2	42
3	Aurangabad	5	162	4	141	1	23	8	280	1	28
4	Banka	0	0	0	0	0	0	0	0	0	0
5	Begusarai	25	593	0	0	2	57	23	536	9	332
6	Bhagalpur	14	419	7	106	5	90	16	435	5	274
7	Bhojpur	5	217	4	90	0	0	9	307	0	0
8	Buxar	4	105	4	56	0	0	8	161	2	91
9	Darbhanga	12	391	7	206	4	72	15	525	5	79
10	East Champaran	33	580	16	241	19	337	30	484	2	31
11	Gaya	19	875	4	85	3	41	20	919	4	55
12	Gopalganj	18	275	7	31	6	69	19	237	3	120
13	Jamui	4	32	0	0	1	1	3	31	3	31
14	Jehanabad	7	108	2	23	1	20	8	111	5	80
15	Kaimur	3	62	1	12	0	0	4	74	2	49
16	Katihar	11	415	3	22	2	247	12	190	8	166
17	Khagaria	10	330	1	50	0	0	11	380	9	299
18	Kishanganj	16	149	7	60	4	51	19	158	8	76
19	Lakhisarai	1	15	0	0	0	0	1	15	0	0
20	Madhepura	15	309	0	0	5	150	10	159	4	66
21	Madhubani	3	23	2	29	2	19	3	33	1	14
22	Munger	13	613	1	20	1	42	13	541	9	512
23	Muzaffarpur	59	846	18	286	16	102	61	1030	11	290
24	Nalanda	50	773	4	52	5	84	49	741	16	340
25	Nawada	3	29	0	0	0	0	3	29	0	0
26	Patna	36	1733	37	1302	34	1990	39	1045	11	373
27	Purnea	44	855	13	383	12	199	45	1039	11	161
28	Rohtas	50	320	7	99	7	40	50	379	12	139
29	Saharsa	12	674	1	25	0	0	13	699	7	306
30	Samastipur	7	540	4	109	3	69	8	580	3	420
31	Saran	24	263	1	17	5	52	20	228	1	10
32	Sheikhpura	7	140	0	0	0	0	7	140	2	22
33	Sheohar	4	68	0	0	1	28	3	40	0	0
34	Sitamarhi	8	123	2	21	1	12	9	132	2	28
35	Siwan	43	814	2	22	8	315	37	521	0	0
36	Supaul	1	6	3	165	1	6	3	165	1	14
37	Vaishali	25	728	2	241	4	134	23	835	4	137
38	West Champaran	20	389	17	273	12	246	25	416	0	0
	Total	621	14171	184	4258	172	4621	633	13808	163	4585

ANNEX III - PART A

QUARTERLY REPORT ON CONDUCT OF SPECIAL CAMPS BY FLCs (GOING DIGITAL) : Annexure-2 Part(A)
AS ON 31.03.2024

Bank Name	FLC Code	Sr. No. of Camp	Date of special camp	District	Block	Village	No Of Participants	Stakeholders present (Indicate Y/N)					Others	
								LDM	DDM	LDO	Local Govt.	NGO		BC
STATE BANK OF INDIA	830	12	07-03-2024	ARARIA	RANIGANJ	BASAITHI BAZAR	37	N	N	N	N	N	N	N
STATE BANK OF INDIA	830	11	06-03-2024	ARARIA	RANIGANJ	SHAKRALI	26	N	N	N	N	N	N	N
STATE BANK OF INDIA	830	10	13-02-2024	ARARIA	ARARIA	MAHADEO CHOWK	26	N	N	N	N	N	N	N
STATE BANK OF INDIA	830	9	06-02-2024	ARARIA	NARPATGANJ	GUNWANTI	33	N	N	N	N	N	N	N
STATE BANK OF INDIA	839	8	07-01-2024	ARARIA	RANIGANJ	MILCHOWK	43	N	N	N	N	N	N	N
STATE BANK OF INDIA	2083	40	19-03-2024	SUPAUL	RAGHOPUR	BAURAJHA	41	N	N	N	N	N	N	N
STATE BANK OF INDIA	2081	39	17-03-2024	SUPAUL	RAGHOPUR	ARHRAHA	54	N	N	N	N	N	N	N
STATE BANK OF INDIA	2081	38	28-02-2024	SUPAUL	CHHATARPUR	MOHAMMADGANJ	49	N	N	N	N	N	N	N
STATE BANK OF INDIA	2081	37	27-02-2024	SUPAUL	SUPAUL	RAMDUTIPATTI	51	N	N	N	N	N	N	N
STATE BANK OF INDIA	2071	36	06-01-2024	SUPAUL	SUPAUL	EKMA	50	N	N	N	N	N	N	N
STATE BANK OF INDIA	2071	35	05-01-2024	SUPAUL	MARALUNA	KUNAOLI	45	N	N	N	N	N	N	N
STATE BANK OF INDIA	4761	18	08-03-2024	JAMUI	SONO	SONO	59	N	N	N	N	N	N	N
STATE BANK OF INDIA	4701	17	06-03-2024	JAMUI	JHAJHA	KARHARA	44	N	N	N	N	N	N	N
STATE BANK OF INDIA	4701	16	28-02-2024	JAMUI	JHAJHA	NAVAKADIH	67	N	N	N	N	N	N	N
STATE BANK OF INDIA	4701	15	13-02-2024	JAMUI	SONO	BELAMBA	58	N	N	N	N	N	N	N
STATE BANK OF INDIA	4701	14	12-01-2024	JAMUI	JAMUI	DARHA	48	N	N	N	N	N	N	N
STATE BANK OF INDIA	4701	13	03-01-2024	JAMUI	JHAJHA	JHAJHA	60	N	N	N	N	N	N	N
STATE BANK OF INDIA	4901	24	12-03-2024	KISHANGANJ	BAHADURGANJ	GANGIHAT	51	N	N	N	N	N	N	N
STATE BANK OF INDIA	4901	23	10-03-2024	KISHANGANJ	THAKURGANJ	DIMHAT	59	N	N	N	N	N	N	N
STATE BANK OF INDIA	4901	22	15-02-2024	KISHANGANJ	BAHADURGANJ	BAHADURGANJ	51	N	N	N	N	N	N	N
STATE BANK OF INDIA	4901	21	13-02-2024	KISHANGANJ	POTHIA	POTHIA	47	N	N	N	N	N	N	N
STATE BANK OF INDIA	4901	20	05-01-2024	KISHANGANJ	POTHIA	ARRARARI	185	N	N	N	N	N	N	N
STATE BANK OF INDIA	4901	19	24-01-2024	KISHANGANJ	BAHADURGANJ	BAHADURGANJ	539	N	N	N	N	N	N	N
STATE BANK OF INDIA	6801	30	02-03-2024	MADHEPURA	SINGHESHWAR	RSETI	30	N	N	N	N	N	N	N
STATE BANK OF INDIA	6801	29	01-03-2024	MADHEPURA	MURLIGANJ	BHATKHORA	50	N	N	N	N	N	N	N
STATE BANK OF INDIA	6801	28	29-02-2024	MADHEPURA	MADHEPURA	KH SCHOOL	55	N	N	N	N	N	N	N
STATE BANK OF INDIA	6801	27	28-02-2024	MADHEPURA	MADHEPURA	KP SCHOOL	30	N	N	N	N	N	N	N
STATE BANK OF INDIA	6801	26	05-02-2024	MADHEPURA	SINGHESHWAR	RSETI	60	N	N	N	N	N	N	N
STATE BANK OF INDIA	6801	25	18-01-2024	MADHEPURA	SHANKARPUR	RAMNAGAR	40	N	N	N	N	N	N	N
STATE BANK OF INDIA	7601	6	03-03-2024	SAHARSA	KAHRA	KUMHAR TOLA	35	N	N	N	N	N	N	N
STATE BANK OF INDIA	7601	5	02-03-2024	SAHARSA	MAHISHI	BALIA SIMAR	39	N	N	N	N	N	N	N
STATE BANK OF INDIA	7611	4	03-02-2024	SAHARSA	KAHRA	SHARMA TOLA	70	N	N	N	N	N	N	N
STATE BANK OF INDIA	7601	3	02-02-2024	SAHARSA	KAHRA	RAM TOLA	68	N	N	N	N	N	N	N
STATE BANK OF INDIA	7601	2	04-01-2024	SAHARSA	KAHRA	DUDHELA	89	N	N	N	N	N	N	N
STATE BANK OF INDIA	7601	1	03-01-2024	SAHARSA	KAHRA	VISHANPUR	68	N	N	N	N	N	N	N
STATE BANK OF INDIA	7801	34	05-03-2024	PURNEA	PURNEA EAST	MARANGA MAHILA	91	N	N	N	N	N	N	N
STATE BANK OF INDIA	7801	33	01-03-2024	PURNEA	BAISI	BAISI	33	N	N	N	N	N	N	N
STATE BANK OF INDIA	7801	32	29-02-2024	PURNEA	KASBA	KASBA	86	N	N	N	N	N	N	N
STATE BANK OF INDIA	7801	31	28-02-2024	PURNEA	DAGRUWA	SOURA	106	N	N	N	N	N	N	N
CENTRAL BANK OF INDIA	5301	8	06-02-2024	EAST CHAMPARAN	Adapur	SHYAMPUR	45	N	N	N	N	N	N	N
CENTRAL BANK OF INDIA	5301	7	07-03-2024	EAST CHAMPARAN	Raxaul	Raxaul Block Ca	58	N	N	N	N	N	N	N
CENTRAL BANK OF INDIA	5401	35	14-03-2024	MADHUBANI	LAKUHI	NARAIYA	43	N	N	N	N	N	N	N
CENTRAL BANK OF INDIA	5701	42	04-03-2024	Siwan	Hasanpura	Gopalpur	20	N	N	N	N	N	N	N
CENTRAL BANK OF INDIA	5701	41	26-02-2024	Siwan	Hussainganj	Miya ke Bhatkan	22	N	N	N	N	N	N	N
CENTRAL BANK OF INDIA	5701	40	25-02-2024	Siwan	Andar	Dhanauti	25	N	N	N	N	N	N	N
CENTRAL BANK OF INDIA	5701	39	23-01-2024	Siwan	Hussainganj	Garar	20	N	N	N	N	N	N	N
CENTRAL BANK OF INDIA	5701	38	12-01-2024	Siwan	Pachrukhi	Pachrukhi	15	N	N	N	N	N	N	N
CENTRAL BANK OF INDIA	6201	37	29-02-2024	MUZAFFARPUR	Kurhani	Chajan	45	N	N	N	N	N	N	N
CENTRAL BANK OF INDIA	6201	36	12-01-2024	MUZAFFARPUR	Kurhani	Kishunpur Mohin	55	N	N	N	N	N	N	N

QUARTERLY REPORT ON CONDUCT OF SPECIAL CAMPS BY FLCs (GOING DIGITAL) : Annexure-2 Part(A)
AS ON 31.03.2024

Bank Name	FLC Code	Sr. No. of Camp	Date of special camp	District	Block	Village	No Of Participants	Stakeholders present (Indicate Y/N)					Others
								LDM	DDM	LDO	Local Govt	NGO	
CENTRAL BANK OF INDIA	6301	9	07-03-2024	GOPALGANJ	BAIKUNTHPUR	DIGHWA	22	Y	N	N	Y	Y	Y
CENTRAL BANK OF INDIA	6401	44	01-02-2024	West Champaran	Majhaliya	Mohadiapur	47	Y	N	N	N	Y	Y
CENTRAL BANK OF INDIA	6401	43	16-03-2024	West Champaran	Chapatia	Brundavan	56	Y	N	N	N	Y	Y
CENTRAL BANK OF INDIA	6601	71	15-03-2024	SARAN	PARSA	CHEJAN PARSA	35	N	N	N	Y	Y	Y
CENTRAL BANK OF INDIA	6601	70	12-03-2024	SARAN	DARIAPUR	BELA	19	N	N	N	Y	Y	Y
CENTRAL BANK OF INDIA	6601	69	12-03-2024	SARAN	GARKHA	RAMPUR	17	N	N	N	Y	Y	Y
CENTRAL BANK OF INDIA	6601	68	06-03-2024	SARAN	REVELGANJ	INAL	9	N	N	N	Y	Y	Y
CENTRAL BANK OF INDIA	6601	67	21-02-2024	SARAN	ISUAPUR	GOWRA	31	Y	Y	Y	Y	Y	Y
CENTRAL BANK OF INDIA	6601	66	21-03-2024	SARAN	ISUAPUR	SAMKORIA	19	Y	Y	Y	Y	Y	Y
CENTRAL BANK OF INDIA	6601	65	31-01-2024	SARAN	JALALPUR	MADHABPUR	29	N	N	N	Y	Y	Y
CENTRAL BANK OF INDIA	6601	64	01-02-2024	SARAN	MAJHI	KATESHWAR	22	N	N	N	Y	Y	Y
CENTRAL BANK OF INDIA	6601	63	14-03-2024	SARAN	Manihari	DUMRI	20	N	N	N	Y	Y	Y
CENTRAL BANK OF INDIA	7101	34	31-03-2024	Katihar	Manihari	Bajhathpur	89	N	N	N	N	N	N
CENTRAL BANK OF INDIA	7101	33	31-03-2024	Katihar	Kadwa	Baura Milk	65	Y	Y	Y	Y	Y	Y
CENTRAL BANK OF INDIA	7101	32	30-03-2024	Katihar	Kadwa	Parbhali	90	N	N	N	Y	Y	Y
CENTRAL BANK OF INDIA	7101	31	30-03-2024	Katihar	Manihari	Maheshpur	52	N	N	N	N	N	N
CENTRAL BANK OF INDIA	7101	30	29-03-2024	Katihar	Barari	Kant Nagar	71	N	N	N	Y	Y	Y
CENTRAL BANK OF INDIA	7101	29	29-03-2024	Katihar	Korha	Zorabganj	120	N	N	N	Y	Y	Y
CENTRAL BANK OF INDIA	7101	28	29-03-2024	Katihar	Manihari	Bajhathpur	98	N	N	N	Y	Y	Y
CENTRAL BANK OF INDIA	7101	27	29-03-2024	Katihar	Manihari	Alinagar	88	N	N	N	Y	Y	Y
CENTRAL BANK OF INDIA	7101	26	28-03-2024	Katihar	Korha	Zorabganj	109	N	N	N	Y	Y	Y
CENTRAL BANK OF INDIA	7101	25	28-03-2024	Katihar	Kadwa	Parbhali	48	N	N	N	Y	Y	Y
CENTRAL BANK OF INDIA	7101	24	26-03-2024	Katihar	Barari	Kant Nagar	81	N	N	N	Y	Y	Y
CENTRAL BANK OF INDIA	7101	23	26-03-2024	Katihar	Amdabad	Jangli Tai Engl	60	N	N	N	Y	Y	Y
CENTRAL BANK OF INDIA	7101	22	24-03-2024	Katihar	Kadwa	Parbhali	80	N	N	N	Y	Y	Y
CENTRAL BANK OF INDIA	7101	21	24-03-2024	Katihar	Barsol	Singhasan	275	N	N	N	Y	Y	Y
CENTRAL BANK OF INDIA	7101	20	23-03-2024	Katihar	Barari	Kant Nagar	90	N	N	N	Y	Y	Y
CENTRAL BANK OF INDIA	7101	19	23-03-2024	Katihar	Amdabad	Jangli Tai Engl	95	N	N	N	Y	Y	Y
CENTRAL BANK OF INDIA	7101	18	23-03-2024	Katihar	Manihari	Mirganj	52	N	N	N	Y	Y	Y
CENTRAL BANK OF INDIA	7101	17	23-02-2024	Katihar	Bairampur	Dullahpur	51	N	N	N	Y	Y	Y
CENTRAL BANK OF INDIA	7101	16	23-03-2024	Katihar	Barsol	Alipur	105	N	N	N	Y	Y	Y
CENTRAL BANK OF INDIA	7101	15	23-03-2024	Katihar	Barari	Rahmanpur	188	Y	Y	Y	Y	Y	Y
CENTRAL BANK OF INDIA	7101	14	22-03-2024	Katihar	Barari	Kant Nagar	75	N	N	N	Y	Y	Y
CENTRAL BANK OF INDIA	7101	13	22-03-2024	Katihar	Amdabad	Shikarganj	90	N	N	N	Y	Y	Y
CENTRAL BANK OF INDIA	7101	12	22-03-2024	Katihar	Amdabad	Jangli Tai Engl	79	N	N	N	Y	Y	Y
CENTRAL BANK OF INDIA	7101	11	22-03-2024	Katihar	Bairampur	Sadabarat Milk	45	N	N	N	Y	Y	Y
CENTRAL BANK OF INDIA	7101	10	22-03-2024	Katihar	Bairampur	Baisbighi	57	N	N	N	Y	Y	Y
CENTRAL BANK OF INDIA	7401	6	15-03-2024	DARBHANGA	KEOTI	KEOTI	27	Y	Y	Y	Y	Y	Y
CENTRAL BANK OF INDIA	7401	5	17-02-2024	DARBHANGA	DARBHANGA	GANGWARA	41	Y	Y	Y	Y	Y	Y
CENTRAL BANK OF INDIA	7401	4	15-02-2024	DARBHANGA	DARBHANGA	MANIGACHHI	44	Y	Y	Y	Y	Y	Y
CENTRAL BANK OF INDIA	7401	3	02-03-2024	DARBHANGA	GHANSHYAMPUR	GHANSHYAMPUR	55	Y	Y	Y	Y	Y	Y
CENTRAL BANK OF INDIA	7401	2	16-01-2024	DARBHANGA	GHANSHYAMPUR	KIRATPUR	45	Y	Y	Y	Y	Y	Y
CENTRAL BANK OF INDIA	7401	1	01-03-2024	DARBHANGA	BAHADURPUR	DEKUJI	32	Y	Y	Y	Y	Y	Y
CENTRAL BANK OF INDIA	8901	62	13-01-2024	VAISHALI	BIDUPUR	CHAKSIKANDAR KA	342	Y	Y	Y	Y	Y	Y
CENTRAL BANK OF INDIA	8901	61	13-01-2024	VAISHALI	BIDUPUR	RAHMAPUR	425	Y	Y	Y	Y	Y	Y
CENTRAL BANK OF INDIA	8501	60	13-01-2024	VAISHALI	BIDUPUR	KHANPUR PAKRI	322	N	N	N	Y	Y	Y
CENTRAL BANK OF INDIA	8901	59	01-03-2024	VAISHALI	DESRI	DHARMPUR RAMRAI	296	N	N	N	Y	Y	Y
CENTRAL BANK OF INDIA	8901	58	01-03-2024	VAISHALI	DESRI	DESRI	245	N	N	N	Y	Y	Y
CENTRAL BANK OF INDIA	8901	57	01-03-2024	VAISHALI	CHEHRAKALA	CHHOURAHI	298	N	N	N	Y	Y	Y
CENTRAL BANK OF INDIA	8901	56	01-03-2024	VAISHALI	CHEHRAKALA	AKHTIYARPUR SEH	353	N	N	N	Y	Y	Y

ANNEX III - PART A

QUARTERLY REPORT ON CONDUCT OF SPECIAL CAMPS BY FLCs (GOING DIGITAL) : Annexure-2 Part(A)

AS ON 31.03.2024

Bank Name	FLC Code	Sr. No. of Camp	Date of special camp	District	Block	Village	No Of Participants	Stakeholders present (Indicate Y/N)						Others
								LDM	DDM	IDO	Local Govt	NGO	BC	
CENTRAL BANK OF INDIA	8901	55	01-03-2024	VAISHALI	LALGANJ	KARTAJIAN BUZU	312	N	N	N	Y	Y	Y	Y
CENTRAL BANK OF INDIA	8901	54	01-03-2024	VAISHALI	LALGANJ	BASANTA JAHAN	345	N	N	N	Y	Y	Y	Y
CENTRAL BANK OF INDIA	8901	53	01-03-2024	VAISHALI	BIDUPUR	KHILWAT	325	Y	N	N	Y	Y	Y	Y
CENTRAL BANK OF INDIA	8901	52	01-03-2024	VAISHALI	BIDUPUR	DAJUNAGAR	275	Y	N	N	Y	Y	Y	Y
CENTRAL BANK OF INDIA	8901	51	01-02-2024	VAISHALI	DESI	JAFRABAD	288	N	N	N	Y	Y	Y	Y
CENTRAL BANK OF INDIA	8901	50	01-02-2024	VAISHALI	DESI	UFRAL	375	N	N	N	Y	Y	Y	Y
CENTRAL BANK OF INDIA	8901	49	01-02-2024	VAISHALI	CHEHRAKALA	KHWAJE CHAND	382	N	N	N	Y	Y	Y	Y
CENTRAL BANK OF INDIA	8901	48	01-02-2024	VAISHALI	CHEHRAKALA	JABAKAPUR	425	N	N	N	Y	Y	Y	Y
CENTRAL BANK OF INDIA	8901	47	01-02-2024	VAISHALI	PATEHRI BELSAR	MANORA	298	N	N	N	Y	Y	Y	Y
CENTRAL BANK OF INDIA	8901	46	01-02-2024	VAISHALI	BIDUPUR	KANCHANPUR	425	Y	Y	Y	Y	Y	Y	Y
CENTRAL BANK OF INDIA	8901	45	01-02-2024	VAISHALI	BIDUPUR	SAIDPUR GANESH	395	Y	Y	Y	Y	Y	Y	Y
PUNJAB NATIONAL BANK	3701	49	28-03-2024	KAIMUR	CHAINPUR	ARAIL	65	Y	Y	Y	Y	Y	Y	N
PUNJAB NATIONAL BANK	3701	48	20-03-2024	KAIMUR	CHAND	SHIVRAMPUR	55	Y	Y	Y	Y	Y	Y	N
PUNJAB NATIONAL BANK	3701	47	18-03-2024	KAIMUR	KUDRA	BAHERA	48	Y	Y	Y	Y	Y	Y	N
PUNJAB NATIONAL BANK	3701	46	13-03-2024	KAIMUR	DURGAWATI	BICHHIYA	68	Y	Y	Y	Y	Y	Y	N
PUNJAB NATIONAL BANK	3701	45	11-03-2024	KAIMUR	MOHANIA	AKORHI	59	Y	Y	Y	Y	Y	Y	N
PUNJAB NATIONAL BANK	3701	44	05-03-2024	KAIMUR	CHAND	BHARUHIYA	63	Y	Y	Y	Y	Y	Y	N
PUNJAB NATIONAL BANK	3701	43	01-03-2024	KAIMUR	BHAGWANPUR	PARHAUTI	61	Y	Y	Y	Y	Y	Y	N
PUNJAB NATIONAL BANK	3701	42	26-02-2024	KAIMUR	BHABUA	MOKRI	49	Y	Y	Y	Y	Y	Y	N
PUNJAB NATIONAL BANK	3701	41	20-02-2024	KAIMUR	KUDRA	NATAYA	52	Y	Y	Y	Y	Y	Y	N
PUNJAB NATIONAL BANK	3701	40	15-02-2024	KAIMUR	THABUA	SEMRA	62	Y	Y	Y	Y	Y	Y	N
PUNJAB NATIONAL BANK	3701	39	09-02-2024	KAIMUR	BHABUA	MAHUAT	56	Y	Y	Y	Y	Y	Y	N
PUNJAB NATIONAL BANK	3701	38	06-02-2024	KAIMUR	CHAINPUR	FAKHRABAD	52	Y	Y	Y	Y	Y	Y	N
PUNJAB NATIONAL BANK	3701	37	03-02-2024	KAIMUR	CHAINPUR	AWNHARA	67	Y	Y	Y	Y	Y	Y	N
PUNJAB NATIONAL BANK	3701	36	22-01-2024	KAIMUR	MOHANIA	ANWARI (CT)	48	Y	Y	Y	Y	Y	Y	N
PUNJAB NATIONAL BANK	3701	35	15-01-2024	KAIMUR	CHAND	PAURA	59	Y	Y	Y	Y	Y	Y	N
PUNJAB NATIONAL BANK	3701	34	10-01-2024	KAIMUR	BHABUA	BARKAKIR	68	Y	Y	Y	Y	Y	Y	N
PUNJAB NATIONAL BANK	3701	33	04-01-2024	KAIMUR	BHAGWANPUR	MOKARAM PACH	65	Y	Y	Y	Y	Y	Y	N
PUNJAB NATIONAL BANK	3701	32	02-01-2024	KAIMUR	BHABUA	MAHUWARI	51	Y	Y	Y	Y	Y	Y	N
PUNJAB NATIONAL BANK	4501	31	25-03-2024	BUXAR	SIMRI	KAZIPUR	57	Y	Y	Y	Y	Y	Y	N
PUNJAB NATIONAL BANK	4501	30	19-03-2024	BUXAR	NAWANAGAR	MARIYAN	67	Y	Y	Y	Y	Y	Y	N
PUNJAB NATIONAL BANK	4501	29	15-03-2024	BUXAR	DUMRAON	ARYAWON	68	Y	Y	Y	Y	Y	Y	N
PUNJAB NATIONAL BANK	4501	28	12-03-2024	BUXAR	BARHAMPUR	KATHIA	59	Y	Y	Y	Y	Y	Y	N
PUNJAB NATIONAL BANK	4501	27	06-03-2024	BUXAR	ITARHI	ATRAUNA	63	Y	Y	Y	Y	Y	Y	N
PUNJAB NATIONAL BANK	4501	26	01-03-2024	BUXAR	BARHAMPUR	DHARALI	61	Y	Y	Y	Y	Y	Y	N
PUNJAB NATIONAL BANK	4501	25	23-02-2024	BUXAR	SIMRI	CHUNIDANR	49	Y	Y	Y	Y	Y	Y	N
PUNJAB NATIONAL BANK	4501	24	19-02-2024	BUXAR	ITARHI	BASUDHAR	52	Y	Y	Y	Y	Y	Y	N
PUNJAB NATIONAL BANK	4501	23	15-02-2024	BUXAR	SIMRI	SEMRI ENGLISH	62	Y	Y	Y	Y	Y	Y	N
PUNJAB NATIONAL BANK	4501	22	09-02-2024	BUXAR	KESATH	RAMPUR	56	Y	Y	Y	Y	Y	Y	N
PUNJAB NATIONAL BANK	4501	21	03-02-2024	BUXAR	BARHAMPUR	NIMEJ	52	Y	Y	Y	Y	Y	Y	N
PUNJAB NATIONAL BANK	4501	20	29-01-2024	BUXAR	CHAJGAIN	AM'SARI	48	Y	Y	Y	Y	Y	Y	N
PUNJAB NATIONAL BANK	4501	19	22-01-2024	BUXAR	BARHAMPUR	BAHDWAR	59	Y	Y	Y	Y	Y	Y	N
PUNJAB NATIONAL BANK	4501	18	19-01-2024	BUXAR	CHAUSA	SAGRA	68	Y	Y	Y	Y	Y	Y	N
PUNJAB NATIONAL BANK	4501	17	12-01-2024	BUXAR	NAWANAGAR	BASDEWA	65	Y	Y	Y	Y	Y	Y	N
PUNJAB NATIONAL BANK	4501	16	05-01-2024	BUXAR	BARHAMPUR	BARHAMPUR	51	Y	Y	Y	Y	Y	Y	N
PUNJAB NATIONAL BANK	4501	15	02-01-2024	BUXAR	NAWANAGAR	RAIKA	57	Y	Y	Y	Y	Y	Y	N
PUNJAB NATIONAL BANK	5102	133	02-05-2024	NALANDA	NOORSARAI	JAGDISHPUR TIM	67	Y	Y	Y	Y	Y	Y	N
PUNJAB NATIONAL BANK	5102	132	26-02-2024	NALANDA	HARNAUT	GORKHUPUR	68	Y	Y	Y	Y	Y	Y	N
PUNJAB NATIONAL BANK	5102	131	22-02-2024	NALANDA	SILAO	MOHANPUR	59	Y	Y	Y	Y	Y	Y	N
PUNJAB NATIONAL BANK	5102	130	20-02-2024	NALANDA	HARNAUT	TELMAR	63	Y	Y	Y	Y	Y	Y	N

QUARTERLY REPORT ON CONDUCT OF SPECIAL CAMPS BY FLCs (GOING DIGITAL) : Annexure-2 Part(A)
AS ON 31.03.2024

Bank Name	FLC Code	Sr. No. of Camp	Date of special camp	District	Block	Village	No Of Participants	Stakeholders present (Indicative Y/N)					Others
								LDM	DDM	LDO	Local Govt	NGO	
PUNJAB NATIONAL BANK	5102	129	17-02-2024	NALANDA	HILSA	CHIKSAURA	61 Y	Y	Y	Y	Y	Y	N
PUNJAB NATIONAL BANK	5102	128	12-02-2024	NALANDA	CHANDI	CHANDI	49 Y	Y	Y	Y	Y	Y	N
PUNJAB NATIONAL BANK	5102	127	06-02-2024	NALANDA	THARTHARI	ASTA	52 Y	Y	Y	Y	Y	Y	N
PUNJAB NATIONAL BANK	5102	126	03-02-2024	NALANDA	BIHAR	Amber	62 Y	Y	Y	Y	Y	Y	N
PUNJAB NATIONAL BANK	5102	125	22-01-2024	NALANDA	RAIGIR	Poolpar	56 Y	Y	Y	Y	Y	Y	N
PUNJAB NATIONAL BANK	5102	124	19-01-2024	NALANDA	KATARI	KATARI	52 Y	Y	Y	Y	Y	Y	N
PUNJAB NATIONAL BANK	5102	123	06-01-2024	NALANDA	KARAI PARSURAI	MIRA BARI TH	48 Y	Y	Y	Y	Y	Y	N
PUNJAB NATIONAL BANK	5102	122	03-01-2024	NALANDA	EKANGARSARAI	AUNGARI	59 Y	Y	Y	Y	Y	Y	N
PUNJAB NATIONAL BANK	5201	14	15-03-2024	BHOJPUR	AGIAON	AGIAON	67 Y	Y	Y	Y	Y	Y	N
PUNJAB NATIONAL BANK	5201	13	07-03-2024	BHOJPUR	KOILWAR	MANIKPUR	68 Y	Y	Y	Y	Y	Y	N
PUNJAB NATIONAL BANK	5201	12	02-03-2024	BHOJPUR	KOILWAR	KHANGAON	59 Y	Y	Y	Y	Y	Y	N
PUNJAB NATIONAL BANK	5201	11	26-02-2024	BHOJPUR	AGIAON	KHARAICH	67 Y	Y	Y	Y	Y	Y	N
PUNJAB NATIONAL BANK	5201	10	22-02-2024	BHOJPUR	BARHARA	PHARNA	68 Y	Y	Y	Y	Y	Y	N
PUNJAB NATIONAL BANK	5201	9	20-02-2024	BHOJPUR	PIRO	SUKHRAULI	59 Y	Y	Y	Y	Y	Y	N
PUNJAB NATIONAL BANK	5201	8	17-02-2024	BHOJPUR	SHAHPUR	BASANTPUR	63 Y	Y	Y	Y	Y	Y	N
PUNJAB NATIONAL BANK	5201	7	12-02-2024	BHOJPUR	JAGDISHPUR	BARNAON	61 Y	Y	Y	Y	Y	Y	N
PUNJAB NATIONAL BANK	5201	6	06-02-2024	BHOJPUR	ARRAH	DHAMAR	49 Y	Y	Y	Y	Y	Y	N
PUNJAB NATIONAL BANK	5201	5	03-02-2024	BHOJPUR	GARHANI	GAURA	52 Y	Y	Y	Y	Y	Y	N
PUNJAB NATIONAL BANK	5201	4	22-01-2024	BHOJPUR	TARARI	KHUTAHA	56 Y	Y	Y	Y	Y	Y	N
PUNJAB NATIONAL BANK	5201	3	19-01-2024	BHOJPUR	TARARI	LOHRABAD	52 Y	Y	Y	Y	Y	Y	N
PUNJAB NATIONAL BANK	5201	2	06-01-2024	BHOJPUR	PIRO	JAITPUR	48 Y	Y	Y	Y	Y	Y	N
PUNJAB NATIONAL BANK	5201	1	03-01-2024	BHOJPUR	SHAHPUR	MARUPPUR	51 Y	Y	Y	Y	Y	Y	N
PUNJAB NATIONAL BANK	5801	94	28-03-2024	AURANGABAD	AKBARPUR	HARDYA	57 Y	Y	Y	Y	Y	Y	N
PUNJAB NATIONAL BANK	5801	93	15-03-2024	AURANGABAD	RAJAJU	DOLA	68 Y	Y	Y	Y	Y	Y	N
PUNJAB NATIONAL BANK	5801	92	02-03-2024	AURANGABAD	PAKRIBARAWAN	MARAWA	61 Y	Y	Y	Y	Y	Y	N
PUNJAB NATIONAL BANK	5801	91	19-02-2024	AURANGABAD	PAKRIBARAWAN	MITZAPUR	65 Y	Y	Y	Y	Y	Y	N
PUNJAB NATIONAL BANK	5801	90	09-02-2024	AURANGABAD	NAWADA	SHADOKHARA	67 Y	Y	Y	Y	Y	Y	N
PUNJAB NATIONAL BANK	5801	89	20-01-2024	AURANGABAD	NAWADA	PAINGARI	68 Y	Y	Y	Y	Y	Y	N
PUNJAB NATIONAL BANK	5801	88	05-01-2024	AURANGABAD	WARISALIGANJ	AMTHUA	68 Y	Y	Y	Y	Y	Y	N
PUNJAB NATIONAL BANK	5902	145	21-03-2024	NAWADA	RATNI FARIDPUR	SHAKURABAD	59 Y	Y	Y	Y	Y	Y	N
PUNJAB NATIONAL BANK	5902	144	08-03-2024	NAWADA	RATNI FARIDPUR	SHAKURABAD	63 Y	Y	Y	Y	Y	Y	N
PUNJAB NATIONAL BANK	5902	143	02-03-2024	NAWADA	MODANGANJ	SARTHUA	61 Y	Y	Y	Y	Y	Y	N
PUNJAB NATIONAL BANK	5902	142	26-02-2024	NAWADA	HULASGANJ	LODIPIUR	49 Y	Y	Y	Y	Y	Y	N
PUNJAB NATIONAL BANK	5902	141	16-02-2024	NAWADA	HULASGANJ	LODIPIUR	49 Y	Y	Y	Y	Y	Y	N
PUNJAB NATIONAL BANK	5902	140	12-02-2024	NAWADA	GHOSHI	BIHUPUR	67 Y	Y	Y	Y	Y	Y	N
PUNJAB NATIONAL BANK	5902	139	05-03-2024	NAWADA	RATNI FARIDPUR	UCHHTA	48 Y	Y	Y	Y	Y	Y	N
PUNJAB NATIONAL BANK	5902	138	29-01-2024	NAWADA	HULASGANJ	MUSAJUJI	59 Y	Y	Y	Y	Y	Y	N
PUNJAB NATIONAL BANK	5902	137	19-01-2024	NAWADA	JEHANABAD	IRKI ARAZI	68 Y	Y	Y	Y	Y	Y	N
PUNJAB NATIONAL BANK	5902	136	12-01-2024	NAWADA	RATNI FARIDPUR	GOBINDPUR	65 Y	Y	Y	Y	Y	Y	N
PUNJAB NATIONAL BANK	5902	135	04-01-2024	NAWADA	GHOSHI	DARIAPUR	51 Y	Y	Y	Y	Y	Y	N
PUNJAB NATIONAL BANK	5902	134	07-03-2024	NALANDA	RAHUI	BARANDI	57 Y	Y	Y	Y	Y	Y	N
PUNJAB NATIONAL BANK	6002	159	28-03-2024	PATNA	DULHIN BAZAR	RAKSIA	51 Y	Y	Y	Y	Y	Y	N
PUNJAB NATIONAL BANK	6002	158	25-03-2024	PATNA	BAKHTIARPUR	SARYUNA	49 Y	Y	Y	Y	Y	Y	N
PUNJAB NATIONAL BANK	6002	157	14-03-2024	PATNA	BAKHTIARPUR	RANISARAI	52 Y	Y	Y	Y	Y	Y	N
PUNJAB NATIONAL BANK	6002	156	08-03-2024	PATNA	ATHMARGOLA	KALIANPUR	62 Y	Y	Y	Y	Y	Y	N
PUNJAB NATIONAL BANK	6002	155	01-03-2024	PATNA	DINAPUR-CUM-KHA	LAKHINI BIGHA	56 Y	Y	Y	Y	Y	Y	N
PUNJAB NATIONAL BANK	6002	154	20-02-2024	PATNA	MANER	HALDI CHHAPRA	52 Y	Y	Y	Y	Y	Y	N
PUNJAB NATIONAL BANK	6002	153	12-02-2024	PATNA	BELCHHI	KORARI	67 Y	Y	Y	Y	Y	Y	N
PUNJAB NATIONAL BANK	6002	152	06-02-2024	PATNA	BELCHHI	HARAJUJI	48 Y	Y	Y	Y	Y	Y	N
PUNJAB NATIONAL BANK	6002	151	02-02-2024	PATNA	MOKAMEH	MARANCHI	59 Y	Y	Y	Y	Y	Y	N

ANNEX III - PART A

QUARTERLY REPORT ON CONDUCT OF SPECIAL CAMPS BY FLCs (GOING DIGITAL) : Annexure-2 Part(A)
AS ON 31.03.2024

Bank Name	FLC Code	Sr. No. of Camp	Date of special camp	District	Block	Village	No Of Participants	Stateholders present (Indicate Y/N)					Others
								LDM	DDM	LDO	Local Govt	NGO	
PUNJAB NATIONAL BANK	6002	150	31-01-2024	PATNA	GHOSWARI	SAHRI	68	Y	Y	Y	Y	Y	N
PUNJAB NATIONAL BANK	6002	149	29-01-2024	PATNA	BARH	BIRHAMA	65	Y	Y	Y	Y	Y	N
PUNJAB NATIONAL BANK	6002	148	22-01-2024	PATNA	DHARHARIA	BARNI	51	Y	Y	Y	Y	Y	N
PUNJAB NATIONAL BANK	6002	147	12-01-2024	PATNA	PALIGANJ	KHANPURA	57	Y	Y	Y	Y	Y	N
PUNJAB NATIONAL BANK	6002	146	03-01-2024	PATNA	PALIGANJ	FEARPURA	67	Y	Y	Y	Y	Y	N
PUNJAB NATIONAL BANK	6702	87	30-03-2024	ROHTAS	KARGAHR	TENUUNI	59	Y	Y	Y	Y	Y	N
PUNJAB NATIONAL BANK	6702	86	25-03-2024	ROHTAS	NASRIGANJ	NASRIGANJ (NP)	63	Y	Y	Y	Y	Y	N
PUNJAB NATIONAL BANK	6702	85	21-03-2024	ROHTAS	KARGAHR	SIWAN	61	Y	Y	Y	Y	Y	N
PUNJAB NATIONAL BANK	6702	84	16-03-2024	ROHTAS	ROHTAS	KUSDIHRA	49	Y	Y	Y	Y	Y	N
PUNJAB NATIONAL BANK	6702	83	07-03-2024	ROHTAS	NASRIGANJ	SAHGI	52	Y	Y	Y	Y	Y	N
PUNJAB NATIONAL BANK	6702	82	01-03-2024	ROHTAS	DAWATH	KOATH (NP)	62	Y	Y	Y	Y	Y	N
PUNJAB NATIONAL BANK	6702	81	22-02-2024	ROHTAS	NASRIGANJ	DEHRI	68	Y	Y	Y	Y	Y	N
PUNJAB NATIONAL BANK	6702	80	19-02-2024	ROHTAS	TILOUTHU	SARAIYA (CT)	59	Y	Y	Y	Y	Y	N
PUNJAB NATIONAL BANK	6702	79	09-02-2024	ROHTAS	AKORHI GOLA	BARARHI	63	Y	Y	Y	Y	Y	N
PUNJAB NATIONAL BANK	6702	78	02-02-2024	ROHTAS	KARGAHR	USANA	61	Y	Y	Y	Y	Y	N
PUNJAB NATIONAL BANK	6702	77	18-01-2024	ROHTAS	KARAKAT	KUSI	49	Y	Y	Y	Y	Y	N
PUNJAB NATIONAL BANK	6702	76	12-01-2024	ROHTAS	RAJPUR	RAJPUR	52	Y	Y	Y	Y	Y	N
PUNJAB NATIONAL BANK	6702	75	06-01-2024	ROHTAS	CHEMARI	TELARI	62	Y	Y	Y	Y	Y	N
PUNJAB NATIONAL BANK	6702	74	03-01-2024	ROHTAS	KOCHAS	DEHRI (NAGAR PA	56	Y	Y	Y	Y	Y	N
PUNJAB NATIONAL BANK	7002	110	25-03-2024	GAYA	SIKANDRA	LACHHUAR	68	Y	Y	Y	Y	Y	N
PUNJAB NATIONAL BANK	7002	109	20-03-2024	GAYA	ISLAMNAGAR ALIG	GOKHULA FATEHPU	59	Y	Y	Y	Y	Y	N
PUNJAB NATIONAL BANK	7002	108	15-03-2024	GAYA	SIKANDRA	Jhala	67	Y	Y	Y	Y	Y	N
PUNJAB NATIONAL BANK	7002	107	08-03-2024	GAYA	JAMUI	Islam Nagar	68	Y	Y	Y	Y	Y	N
PUNJAB NATIONAL BANK	7002	106	05-03-2024	GAYA	BARHAT	NUMAR	59	Y	Y	Y	Y	Y	N
PUNJAB NATIONAL BANK	7002	105	01-03-2024	GAYA	LAKSHMIPIUR	NAJARI	63	Y	Y	Y	Y	Y	N
PUNJAB NATIONAL BANK	7002	104	23-02-2024	GAYA	KHAIRA	KHAIRA	61	Y	Y	Y	Y	Y	N
PUNJAB NATIONAL BANK	7002	103	20-02-2024	GAYA	SIKANDRA	PACHMAHUA	49	Y	Y	Y	Y	Y	N
PUNJAB NATIONAL BANK	7002	102	17-02-2024	GAYA	SONO	GANDAR	52	Y	Y	Y	Y	Y	N
PUNJAB NATIONAL BANK	7002	101	13-02-2024	GAYA	BARHAT	KATAUNA	62	Y	Y	Y	Y	Y	N
PUNJAB NATIONAL BANK	7002	100	12-02-2024	GAYA	JAMUI	MANIADDA	56	Y	Y	Y	Y	Y	N
PUNJAB NATIONAL BANK	7002	99	03-02-2024	GAYA	BARHAT	TOLA PARSATARI	52	Y	Y	Y	Y	Y	N
PUNJAB NATIONAL BANK	7002	98	18-01-2024	GAYA	BARHAT	KHARDIH	48	Y	Y	Y	Y	Y	N
PUNJAB NATIONAL BANK	7002	97	12-01-2024	GAYA	ISLAMNAGAR ALIG	TOLA PARSATARI	59	Y	Y	Y	Y	Y	N
PUNJAB NATIONAL BANK	7002	96	06-01-2024	GAYA	BARHAT	PANRO	68	Y	Y	Y	Y	Y	N
PUNJAB NATIONAL BANK	7002	95	03-01-2024	GAYA	ISLAMNAGAR ALIG	MAJOS	65	Y	Y	Y	Y	Y	N
PUNJAB NATIONAL BANK	7502	121	30-03-2024	LAKHISARAI	HALSI	KAINI	68	Y	Y	Y	Y	Y	N
PUNJAB NATIONAL BANK	7502	120	21-03-2024	LAKHISARAI	CHANAN*	MAHESLETA	65	Y	Y	Y	Y	Y	N
PUNJAB NATIONAL BANK	7502	119	14-03-2024	LAKHISARAI	CHANAN*	SINGH CHAK	51	Y	Y	Y	Y	Y	N
PUNJAB NATIONAL BANK	7502	118	05-03-2024	LAKHISARAI	SURAGARHA	SALEMPUR	57	Y	Y	Y	Y	Y	N
PUNJAB NATIONAL BANK	7502	117	26-02-2024	LAKHISARAI	BARAHIYA	DUMRI	57	Y	Y	Y	Y	Y	N
PUNJAB NATIONAL BANK	7502	116	16-02-2024	LAKHISARAI	SURAGARHA	POKHRA WAN	58	Y	Y	Y	Y	Y	N
PUNJAB NATIONAL BANK	7502	115	03-02-2024	LAKHISARAI	SURAGARHA	KIRANPUR	59	Y	Y	Y	Y	Y	N
PUNJAB NATIONAL BANK	7502	114	29-01-2024	LAKHISARAI	CHANAN*	KHUTUPAR	67	Y	Y	Y	Y	Y	N
PUNJAB NATIONAL BANK	7502	113	18-01-2024	LAKHISARAI	LAKHISARAI	Vidyapith	68	Y	Y	Y	Y	Y	N
PUNJAB NATIONAL BANK	7502	112	12-01-2024	LAKHISARAI	LAKHISARAI	Prabhat Chowk	59	Y	Y	Y	Y	Y	N
PUNJAB NATIONAL BANK	7502	111	05-01-2024	LAKHISARAI	?AMGARH CHOWK	DUDI	67	Y	Y	Y	Y	Y	N
PUNJAB NATIONAL BANK	8102	73	28-03-2024	JEHANABAD	DAUDNAGAR	MAHAWAR	52	Y	Y	Y	Y	Y	N
PUNJAB NATIONAL BANK	8102	72	21-03-2024	JEHANABAD	NABINAGAR	SASNA	48	Y	Y	Y	Y	Y	N
PUNJAB NATIONAL BANK	8102	71	13-03-2024	JEHANABAD	MAHINAGAR	HARIHAR URDANA	59	Y	Y	Y	Y	Y	N
PUNJAB NATIONAL BANK	8102	70	08-03-2024	JEHANABAD	DAUDNAGAR	TARARI	68	Y	Y	Y	Y	Y	N

ANNEX III - PART A
 QUARTERLY REPORT ON CONDUCT OF SPECIAL CAMPS BY FLCs (GOING DIGITAL) - Annexure-2 Part(A)
 AS ON 31.03.2024

Bank Name	FLC Code	Sr. No. of camp	Date of special camp	District	Block	Village	No Of Participants	LDM	DDM	Stakeholders present (Indicate Y/N)			Others
										LDO	Local Govt	NGO	
PUNJAB NATIONAL BANK	8102	69	02-03-2024	JEHANABAD	OBRA	DEKULJ	65	Y	Y	Y	Y	N	
PUNJAB NATIONAL BANK	8102	68	26-02-2024	JEHANABAD	HASPURA	SIHARI KHURD	51	Y	Y	Y	Y	N	
PUNJAB NATIONAL BANK	8102	67	16-02-2024	JEHANABAD	MADANPUR	BERI	57	Y	Y	Y	Y	N	
PUNJAB NATIONAL BANK	8102	66	12-02-2024	JEHANABAD	OBRA	SONHAULI	58	Y	Y	Y	Y	N	
PUNJAB NATIONAL BANK	8102	65	06-02-2024	JEHANABAD	KUTLUMBA	MUJAHIDA	48	Y	Y	Y	Y	N	
PUNJAB NATIONAL BANK	8102	64	03-02-2024	JEHANABAD	DEO	BALUGANJ BARAND	45	Y	Y	Y	Y	N	
PUNJAB NATIONAL BANK	8102	63	29-01-2024	JEHANABAD	OBRA	SADIPUR	68	Y	Y	Y	Y	N	
PUNJAB NATIONAL BANK	8102	62	19-01-2024	JEHANABAD	OBRA	OBRA (CT)	61	Y	Y	Y	Y	N	
PUNJAB NATIONAL BANK	8102	61	15-01-2024	JEHANABAD	NABINAGAR	CHANDAR GARH	59	Y	Y	Y	Y	N	
PUNJAB NATIONAL BANK	8102	60	04-01-2024	JEHANABAD	DAUDNAGAR	BHAKHARUA	55	Y	Y	Y	Y	N	
PUNJAB NATIONAL BANK	8102	59	03-01-2024	ARWAL	SONBHADRA BANSI	CHAJURAM	68	Y	Y	Y	Y	N	
PUNJAB NATIONAL BANK	10901	58	28-03-2024	ARWAL	SONBHADRA BANSI	ANUAN	62	Y	Y	Y	Y	N	
PUNJAB NATIONAL BANK	10901	57	21-03-2024	ARWAL	SONBHADRA BANSI	ANUAN	78	Y	Y	Y	Y	N	
PUNJAB NATIONAL BANK	10901	56	14-03-2024	ARWAL	SONBHADRA BANSI	KHARASIN	59	Y	Y	Y	Y	N	
PUNJAB NATIONAL BANK	10901	55	08-03-2024	ARWAL	KALER	USRI	65	Y	Y	Y	Y	N	
PUNJAB NATIONAL BANK	10901	54	29-02-2024	ARWAL	KALER	AGNUR	51	Y	Y	Y	Y	N	
PUNJAB NATIONAL BANK	10901	53	16-02-2024	ARWAL	KURTHA	KHEMKARAN SARAY	57	Y	Y	Y	Y	N	
PUNJAB NATIONAL BANK	10901	52	05-02-2024	ARWAL	KURTHA	BARA	58	Y	Y	Y	Y	N	
PUNJAB NATIONAL BANK	10901	51	19-01-2024	ARWAL	KARPI	KEAL	48	Y	Y	Y	Y	N	
PUNJAB NATIONAL BANK	10901	50	05-01-2024	ARWAL	KARPI	ABGILA	45	Y	Y	Y	Y	N	
CANARA BANK	79	3	23-01-2024	Sheikhpura	Aiyari	Saswaha,Aiyar	90	Y	Y	N	N	Y	
CANARA BANK	79	2	04-01-2024	Sheikhpura	Sheikhpura	R- Seti,Sheikh	45	Y	N	N	N	Y	
CANARA BANK	79	1	03-01-2024	Sheikhpura	Sheikhpura	R- Seti,Sheikh	45	Y	N	N	N	Y	
CANARA BANK	79	4	01-02-2024	Sheikhpura	Sheikhpura	Sheikhpura	52	Y	N	N	N	Y	
CANARA BANK	79	5	02-02-2024	Sheikhpura	Sheikhpura sara	Sugiya	85	N	N	N	N	Y	
CANARA BANK	79	6	03-02-2024	Sheikhpura	Chewara	Chewara	150	N	N	N	N	Y	
CANARA BANK	79	11	01-03-2024	Sheikhpura	Sheikhpura sar	Sheikhpura sar	0	N	N	N	N	Y	
CANARA BANK	79	10	01-03-2024	Sheikhpura	Barbigha	Barbigha	235	N	N	N	N	Y	
CANARA BANK	79	9	29-02-2024	Sheikhpura	Barbigha	Barbigha	215	N	N	N	N	Y	
CANARA BANK	79	8	27-02-2024	Sheikhpura	Chewara	Chewara	225	N	N	N	N	Y	
CANARA BANK	79	7	26-02-2024	Sheikhpura	Sheikhpura	Sheikhpura	60	Y	N	N	N	Y	
CANARA BANK	79	12	07-03-2024	Sheikhpura	Sheikhpura	Sheikhpura	5	Y	N	N	N	Y	
UCO BANK	8001	51	28-03-2024	Bhagalpur	Sabour	Bahadurpur	4	N	N	N	N	Y	
UCO BANK	8001	50	28-03-2024	Bhagalpur	Pirpanti	Pirpanti	46	N	N	N	N	Y	
UCO BANK	8001	49	25-03-2024	Bhagalpur	Kahalgaoon	Nandlalpur	46	N	N	N	N	Y	
UCO BANK	8001	48	21-03-2024	Bhagalpur	Pirpanti	Dhanaura	46	N	N	N	N	Y	
UCO BANK	8001	47	20-03-2024	Bhagalpur	Sanokharhat	Sanokharhat	46	N	N	N	N	Y	
UCO BANK	8001	46	19-03-2024	Bhagalpur	Sabour	Fatehpur	48	N	N	N	N	Y	
UCO BANK	8001	45	18-03-2024	Bhagalpur	Kahalgaoon	Kahalgaoon	60	N	N	N	N	Y	
UCO BANK	8001	45	16-03-2024	Bhagalpur	Sanhaula	Tarar	71	Y	N	N	N	Y	
UCO BANK	8001	44	13-03-2024	Bhagalpur	Pirpanti	Fauzdari	44	N	N	N	N	Y	
UCO BANK	8001	43	12-03-2024	Bhagalpur	Pirpanti	Barahat	31	N	N	N	N	Y	
UCO BANK	8001	42	11-03-2024	Bhagalpur	Kahalgaoon	NTPC kahalgaoon	46	N	N	N	N	Y	
UCO BANK	8001	41	08-03-2024	Bhagalpur	Kahalgaoon	Ekhari	44	N	N	N	N	Y	
UCO BANK	8001	39	06-03-2024	Bhagalpur	Pirpanti	Bahadurpur	44	Y	N	N	N	Y	
UCO BANK	8001	38	05-03-2024	Bhagalpur	Kahalgaoon	Budhachak	46	N	N	N	N	Y	
UCO BANK	8001	37	01-03-2024	Bhagalpur	Pirpanti	Kishundaspur	44	N	N	N	N	Y	
UCO BANK	8001	36	28-02-2024	Bhagalpur	Shankund	Pvalapur	44	N	N	N	N	Y	
UCO BANK	8001	35	26-02-2024	Bhagalpur	Pirpanti	Pirpanti	51	Y	N	N	N	Y	
UCO BANK	8001	35	26-02-2024	Bhagalpur	Pirpanti	Pirpanti	44	N	N	N	N	Y	

QUARTERLY REPORT ON CONDUCT OF SPECIAL CAMPS BY FLCs (GOING DIGITAL) - Annexure-2 Part(A)

Bank Name	FLC Code	Sr. No. of Camp	Date of special camp	District	Block	Village	No Of Participants	Stakeholders present (indicate Y/N)					Others	
								LDM	DDM	Local Govt.	NGO	BC		
UCO BANK	8001	34	23-02-2024	Bhagalpur	Pirpanti	Barahat	46	N	N	N	N	N	Y	YES
UCO BANK	8001	33	21-02-2024	Bhagalpur	Pirpanti	Dhansaura	46	N	N	N	N	N	Y	YES
UCO BANK	8001	32	20-02-2024	Bhagalpur	Kahaigaon	Kahaigaon	42	N	N	N	N	N	Y	YES
UCO BANK	8001	31	19-02-2024	Bhagalpur	Sanhauia	Tarar	51	N	N	N	N	N	Y	YES
UCO BANK	8001	30	18-02-2024	Bhagalpur	Pirpanti	Budhuchak	59	N	N	N	N	N	Y	YES
UCO BANK	8001	28	15-02-2024	Bhagalpur	Sabour	Loolpur	36	Y	N	N	N	N	Y	YES
UCO BANK	8001	27	14-02-2024	Bhagalpur	Kahaigaon	Kishundaspur	45	N	N	N	N	N	Y	YES
UCO BANK	8001	26	13-02-2024	Bhagalpur	Pirpanti	Bakharpur	48	N	N	N	N	N	Y	YES
UCO BANK	8001	25	12-02-2024	Bhagalpur	Kahaigaon	Kahaigaon	46	N	N	N	N	N	Y	YES
UCO BANK	8001	24	09-02-2024	Bhagalpur	Sabour	Bahadurpur	44	N	N	N	N	N	Y	YES
UCO BANK	8001	23	08-02-2024	Bhagalpur	Pirpanti	Pyalapur	38	N	N	N	N	N	Y	YES
UCO BANK	8001	22	06-02-2024	Bhagalpur	Kahaigaon	Kahaigaon	41	N	N	N	N	N	Y	YES
UCO BANK	8001	21	05-02-2024	Bhagalpur	Sanhauia	Sanokhar Hat	43	N	N	N	N	N	Y	YES
UCO BANK	8001	20	03-02-2024	Bhagalpur	Kahaigaon	Nandlalpur	44	N	N	N	N	N	Y	YES
UCO BANK	8001	19	02-02-2024	Bhagalpur	Kahaigaon	Ekhari	46	N	N	N	N	N	Y	YES
UCO BANK	8001	18	01-02-2024	Bhagalpur	Kahaigaon	NTPC Kahaigaon	44	N	N	N	N	N	Y	YES
UCO BANK	8001	17	29-01-2024	Bhagalpur	Pirpanti	Barahat	44	N	N	N	N	N	Y	YES
UCO BANK	8001	16	25-01-2024	Bhagalpur	Pirpanti	Fauzdari	22	N	N	N	N	N	Y	YES
UCO BANK	8001	15	24-01-2024	Bhagalpur	Sabour	Sabour	44	Y	N	N	N	N	Y	YES
UCO BANK	8001	14	18-01-2024	Bhagalpur	Kahaigaon	Nandlalpur	42	Y	N	N	N	N	Y	YES
UCO BANK	8001	12	16-01-2024	Bhagalpur	Pirpanti	Fatehpur	44	Y	N	N	N	N	Y	YES
UCO BANK	8001	11	15-01-2024	Bhagalpur	Kahaigaon	NTPC Kahaigaon	42	Y	N	N	N	N	Y	YES
UCO BANK	8001	10	12-01-2024	Bhagalpur	Kahaigaon	Kahaigaon	42	Y	N	N	N	N	Y	YES
UCO BANK	8001	8	10-01-2024	Bhagalpur	Sabour	Gohar	50	N	N	N	N	N	Y	YES
UCO BANK	8001	7	09-01-2024	Bhagalpur	Kahaigaon	Bahadurpur	42	Y	N	N	N	N	Y	YES
UCO BANK	8001	6	08-01-2024	Bhagalpur	Pirpanti	Ekhari	46	N	N	N	N	N	Y	YES
UCO BANK	8001	5	06-01-2024	Bhagalpur	Pirpanti	Payalpur	46	N	N	N	N	N	Y	YES
UCO BANK	8001	4	05-01-2024	Bhagalpur	Pirpanti	Manikpur	46	Y	N	N	N	N	Y	YES
UCO BANK	8001	3	04-01-2024	Bhagalpur	Sabour	Jichu	44	Y	N	N	N	N	Y	YES
UCO BANK	8001	2	03-01-2024	Bhagalpur	Sanhauia	Tarar	46	N	N	N	N	N	Y	YES
UCO BANK	8001	1	02-03-2024	Bhagalpur	Math Nagar	Kairali	44	Y	N	N	N	N	Y	YES
BANK OF BARODA	5500	37	20-03-2024	Sitamari	Kahaigaon	Ekdara	60	N	N	N	N	N	Y	YES
BANK OF BARODA	5500	36	16-03-2024	Sitamari	Pupri	Singyahi	19	N	N	N	N	N	Y	RSETI
BANK OF BARODA	5500	35	16-03-2024	Sitamari	Dumra	Iagma	25	N	N	N	N	N	Y	RSETI
BANK OF BARODA	5500	34	15-03-2024	Sitamari	Dumra	Punaura	26	Y	N	N	N	N	Y	RSETI
BANK OF BARODA	5500	33	15-03-2024	Sitamari	Parihar	Lahuriya	26	N	N	N	N	N	Y	RSETI
BANK OF BARODA	5500	32	14-03-2024	Sitamari	Pupri	Dimahi	28	Y	N	N	N	N	Y	RSETI
BANK OF BARODA	5500	31	14-03-2024	Sitamari	Pupri	Bachharpur	28	N	N	N	N	N	Y	RSETI
BANK OF BARODA	5500	30	13-03-2024	Sitamari	Pupri	Awapur	24	Y	N	N	N	N	Y	RSETI
BANK OF BARODA	5500	29	13-03-2024	Sitamari	Pupri	Bahamaksudan	23	N	N	N	N	N	Y	RSETI
BANK OF BARODA	5500	28	09-03-2024	Sitamari	Dumra	Pupri	26	Y	N	N	N	N	Y	RSETI
BANK OF BARODA	5500	27	08-03-2024	Sitamari	Dumra	Narayanpur	24	Y	N	N	N	N	Y	RSETI
BANK OF BARODA	5500	26	08-03-2024	Sitamari	Runisaidpur	Khopi	33	N	N	N	N	N	Y	RSETI
BANK OF BARODA	5500	25	07-03-2024	Sitamari	Dumra	Muradpur	33	Y	N	N	N	N	Y	RSETI
BANK OF BARODA	5500	24	06-03-2024	Sitamari	Riga	RSETI	55	N	N	N	N	N	Y	RSETI
BANK OF BARODA	5500	23	06-03-2024	Sitamari	Riga	Kusmari	28	Y	N	N	N	N	Y	RSETI
BANK OF BARODA	5500	22	05-03-2024	Sitamari	Bajpatti	pakri	28	Y	N	N	N	N	Y	RSETI
BANK OF BARODA	5500	21	04-03-2024	Sitamari	Runisaidpur	Bejipatti Gawn	32	Y	N	N	N	N	Y	RSETI
BANK OF BARODA	5500	21	04-03-2024	Sitamari	Runisaidpur	Koahi	30	N	Y	N	N	N	Y	RSETI

Quarterly Report on Conduct of Self-Learning Activities (GOING DIGITAL) - Annexure-2 Part(A)

Sl. No.	Bank Name	Pin Code	Date	District	Village	Self-Learning Group	No. of Participants	Stakeholders present (Indicate Y/N)					Other
								LDM	DDM	LOO	Local Govt	NGO	
5500	BANK OF BARODA	5500	19/02-03-2024	Sitamardi	Riga	Ramaipati	27	Y	N	N	Y	N	RSETI
5500	BANK OF BARODA	5500	19/02-03-2024	Sitamardi	Riga	Ramaipati	25	Y	Y	N	N	N	RSETI
5500	BANK OF BARODA	5500	18/02-03-2024	Sitamardi	Riga	Ramaipati	28	N	N	N	N	N	RSETI
5500	BANK OF BARODA	5500	17/01-03-2024	Sitamardi	Dumra	Bhisa	29	Y	Y	N	N	N	RSETI
5500	BANK OF BARODA	5500	16/01-03-2024	Sitamardi	Dumra	Paroh	27	Y	N	N	N	N	RSETI
5500	BANK OF BARODA	5500	15/29-02-2024	Sitamardi	Dumra	Bhupbhaito	29	Y	Y	Y	Y	Y	RSETI
5500	BANK OF BARODA	5500	14/29-02-2024	Sitamardi	Dumra	Dumra	59	Y	Y	N	N	N	RSETI
5500	BANK OF BARODA	5500	13/28-02-2024	Sitamardi	Bathnaha	Pantipakar	20	Y	N	N	N	N	RSETI
5500	BANK OF BARODA	5500	12/28-02-2024	Sitamardi	Dumra	Variyapur	20	N	N	N	N	N	RSETI
5500	BANK OF BARODA	5500	11/27-02-2024	Sitamardi	Dumra	Sarswati Vidya	22	Y	N	Y	Y	Y	RSETI
5500	BANK OF BARODA	5500	10/27-02-2024	Sitamardi	Dumra	Kumhra vishanpu	24	Y	N	N	N	Y	RSETI
5500	BANK OF BARODA	5500	9/26-02-2024	Sitamardi	Dumra	Sarswati Vidya	34	N	Y	N	N	Y	RSETI
5500	BANK OF BARODA	5500	8/26-02-2024	Sitamardi	Riga	sahwajpur	25	Y	Y	N	N	N	RSETI
5500	BANK OF BARODA	5500	7/23-02-2024	Sitamardi	Sursand	Hanumannagar	23	Y	N	N	N	Y	RSETI
5500	BANK OF BARODA	5500	6/16-02-2024	Sitamardi	Suppi	Sasaula	40	Y	Y	Y	Y	Y	RSETI
5500	BANK OF BARODA	5500	5/06-02-2024	Sitamardi	Riga	Kharsan	30	Y	Y	N	N	N	RSETI
5500	BANK OF BARODA	5500	4/03-02-2024	Sitamardi	Dumra	Vishanathpur	35	Y	N	N	N	Y	RSETI
5500	BANK OF BARODA	5500	3/08-01-2024	Sitamardi	Riga	Kharsan	33	Y	Y	N	N	Y	RSETI
5500	BANK OF BARODA	5500	2/05-01-2024	Sitamardi	Dumra	Chautahi	34	Y	N	N	Y	Y	RSETI
5500	BANK OF BARODA	5500	1/04-01-2024	Sitamardi	Dumra	RSETI	23	Y	Y	N	N	Y	RSETI
5500	BANK OF BARODA	5500	33/14-03-2024	SHEOHAR	PIPRAHI	AMBAKALAN	30	N	N	N	N	N	N
5500	BANK OF BARODA	5500	32/14-03-2024	SHEOHAR	SHEOHAR	DIOTIYAN	26	N	N	N	N	N	N
5500	BANK OF BARODA	5500	31/13-03-2024	SHEOHAR	SHEOHAR	MAHUARIA	36	N	N	N	N	N	N
5500	BANK OF BARODA	5500	30/13-03-2024	SHEOHAR	SHEOHAR	KUSHAR	35	N	N	N	N	N	N
5500	BANK OF BARODA	5500	29/12-03-2024	SHEOHAR	TARIYANI	KHURPATTI	29	N	N	N	N	N	N
5500	BANK OF BARODA	5500	28/12-03-2024	SHEOHAR	KATSARI	LALGADH	26	N	N	N	N	N	N
5500	BANK OF BARODA	5500	27/11-03-2024	SHEOHAR	PURNAHIA	BASANTPATTI	34	N	N	N	N	N	N
5500	BANK OF BARODA	5500	26/11-03-2024	SHEOHAR	PIPRAHI	PIPRAHI	28	N	N	N	N	N	N
5500	BANK OF BARODA	5500	25/08-03-2024	SHEOHAR	TARIYANI	MAHDEVA	27	N	N	N	N	N	N
5500	BANK OF BARODA	5500	24/08-03-2024	SHEOHAR	SHEOHAR	MOHARI	29	N	N	N	N	N	N
5500	BANK OF BARODA	5500	23/07-03-2024	SHEOHAR	TARIYANI	SALEMPUR	32	N	N	N	N	N	N
5500	BANK OF BARODA	5500	22/07-03-2024	SHEOHAR	TARIYANI	MADHOPUR CHHATA	30	N	N	N	N	N	N
5500	BANK OF BARODA	5500	21/06-03-2024	SHEOHAR	SHEOHAR	CHAMANPUR	33	N	N	N	N	N	N
5500	BANK OF BARODA	5500	20/06-03-2024	SHEOHAR	SHEOHAR	SARSAJUA	32	N	N	N	N	N	N
5500	BANK OF BARODA	5500	19/05-03-2024	SHEOHAR	TARIYANI	HIRAMA	31	N	N	N	N	N	N
5500	BANK OF BARODA	5500	18/04-03-2024	SHEOHAR	SHEOHAR	HARNAHI	30	N	N	N	N	N	N
5500	BANK OF BARODA	5500	17/02-03-2024	SHEOHAR	PIPRAHI	RATANPUR	35	N	N	N	N	N	N
5500	BANK OF BARODA	5500	16/01-03-2024	SHEOHAR	PIPRAHI	MINAPUR BALHA	32	Y	Y	N	N	N	Y
5500	BANK OF BARODA	5500	15/29-02-2024	SHEOHAR	PURNAHIA	CHAK FATEHA	15	N	N	N	N	N	Y
5500	BANK OF BARODA	5500	14/29-02-2024	SHEOHAR	PURNAHIA	BARAHI MOHAN	14	N	N	N	N	N	Y
5500	BANK OF BARODA	5500	13/29-02-2024	SHEOHAR	SHEOHAR	SUNDARPUR KHARA	51	Y	N	N	N	N	N
5500	BANK OF BARODA	5500	12/27-02-2024	SHEOHAR	SHEOHAR	SHEOHAR MILES	44	Y	N	N	N	N	N
5500	BANK OF BARODA	5500	11/27-02-2024	SHEOHAR	PIPRAHI	BALHA	19	N	N	N	N	N	N
5500	BANK OF BARODA	5500	10/26-02-2024	SHEOHAR	PURNAHIA	BASANTPATTI	13	N	N	N	Y	Y	Y
5500	BANK OF BARODA	5500	9/26-02-2024	SHEOHAR	PURNAHIA	ADARI	18	N	N	N	N	N	Y
5500	BANK OF BARODA	5500	8/22-02-2024	SHEOHAR	DUMARI KATSARI	JAHANGIRPUR	17	N	N	N	N	N	Y
5500	BANK OF BARODA	5500	7/15-02-2024	SHEOHAR	PIPRAHI	KUANWA	17	Y	N	N	N	N	N
5500	BANK OF BARODA	5500	6/13-02-2024	SHEOHAR	PIPRAHI	MINAPUR BALHA	27	Y	N	N	N	N	N
5500	BANK OF BARODA	5500	5/08-02-2024	SHEOHAR	PIPRAHI	RATANPUR	24	N	N	N	N	N	N
5500	BANK OF BARODA	5500	4/06-02-2024	SHEOHAR	DUMARI KATSARI	JAHANGIRPUR	22	N	N	N	N	N	N

QUARTERLY REPORT ON CONDUCT OF SPECIAL CAMPS BY FLCs (GOING DIGITAL) : Annexure-2 Part(A)
AS ON 31.03.2024

Bank Name	FLC Code	Sr. No. of Camp	Date of special camp	District	Block	Village	No Of Participants	Stakeholders present (Indicate Y/N)						
								LDM	DDM	LDO	Local Govt	NGO	BC	Others
BANK OF BARODA	6500	3	03-02-2024	SHEGARHAR	SHEOHAR	MATHURAPUR	13 Y	N	N	N	N	N	N	N
BANK OF BARODA	6500	2	02-02-2024	SHEOHAR	SHEOHAR	HANUMAN NAGAR	34 Y	N	N	N	N	N	N	N
BANK OF BARODA	6500	1	08-06-2023	SHEOHAR	PIPRAHI	DHANKAVIL	14 N	N	N	N	N	N	N	N
UNION BANK OF INDIA	5501	32	31-03-2024	samastipur	samastipur	Ums Dhuriak	27 Y	N	N	N	N	N	N	N
UNION BANK OF INDIA	5501	31	30-03-2024	samastipur	samastipur	Harpur Barhetta	46 Y	N	N	N	N	N	N	N
UNION BANK OF INDIA	5501	30	28-03-2024	samastipur	Rosera	Hastalp kala k	45 Y	N	N	N	N	N	N	N
UNION BANK OF INDIA	5501	29	15-03-2024	samastipur	samastipur	Mandal Kara	25 Y	N	N	N	N	N	N	N
UNION BANK OF INDIA	5501	28	12-03-2024	samastipur	samastipur	UmsRampur Kesho	16 Y	N	N	N	N	N	N	N
UNION BANK OF INDIA	5501	27	12-03-2024	samastipur	samastipur	UmsRampur Kesho	22 Y	N	N	N	N	N	N	N
UNION BANK OF INDIA	5501	26	08-03-2024	samastipur	samastipur	RSETI	25 N	N	N	N	N	N	N	N
UNION BANK OF INDIA	5501	25	07-03-2024	samastipur	samastipur	Ums Surajkanth	48 N	N	N	N	N	N	N	N
UNION BANK OF INDIA	5501	24	07-03-2024	samastipur	samastipur	Ums Surajkanth	42 N	N	N	N	N	N	N	N
UNION BANK OF INDIA	5501	23	01-03-2024	samastipur	Sarairanjan	High School Lat	43 N	N	N	N	N	N	N	N
UNION BANK OF INDIA	5501	22	29-02-2024	samastipur	Sarairanjan	Bathuaa Buzurg	55 N	N	N	N	N	N	N	N
UNION BANK OF INDIA	5501	21	28-02-2024	samastipur	samastipur	Ums Mohanpur	31 N	N	N	N	N	N	N	N
UNION BANK OF INDIA	5501	20	28-02-2024	samastipur	samastipur	Ums Mohanpur	23 Y	N	N	N	N	N	N	N
UNION BANK OF INDIA	5501	19	28-02-2024	samastipur	samastipur	Ums Harpur Alet	45 Y	N	N	N	N	N	N	N
UNION BANK OF INDIA	5501	18	28-02-2024	samastipur	samastipur	Ums Harpur Alet	47 Y	N	N	N	N	N	N	N
UNION BANK OF INDIA	5501	17	27-02-2024	samastipur	samastipur	RSETI	35 Y	N	N	N	N	N	N	N
UNION BANK OF INDIA	5501	16	20-02-2024	samastipur	samastipur	Ums Laguniya	33 Y	N	N	N	N	N	N	N
UNION BANK OF INDIA	5501	15	20-02-2024	samastipur	samastipur	Ums Laguniya	60 Y	N	N	N	N	N	N	N
UNION BANK OF INDIA	5501	14	19-02-2024	samastipur	samastipur	Rahimpur Rudaul	45 N	N	N	N	N	N	N	N
UNION BANK OF INDIA	5501	13	17-02-2024	samastipur	Bithan	Block Office	20 N	N	N	N	N	N	N	N
UNION BANK OF INDIA	5501	12	17-02-2024	samastipur	Hisanpur	Block Office	26 N	N	N	N	N	N	N	N
UNION BANK OF INDIA	5501	11	16-02-2024	samastipur	samastipur	Rudaul	19 N	N	N	N	N	N	N	N
UNION BANK OF INDIA	5501	10	31-01-2024	samastipur	samastipur	Ranjitpur	33 N	N	N	N	N	N	N	N
UNION BANK OF INDIA	5501	9	30-01-2024	samastipur	samastipur	Block Office	70 N	N	N	N	N	N	N	N
UNION BANK OF INDIA	5501	8	24-01-2024	samastipur	Khanpur	Block Office	27 Y	N	N	N	N	N	N	N
UNION BANK OF INDIA	5501	7	22-01-2024	samastipur	Sarairanjan	Block Office	15 Y	N	N	N	N	N	N	N
UNION BANK OF INDIA	5501	6	19-01-2024	samastipur	samastipur	Somha Middle Sc	20 Y	N	N	N	N	N	N	N
UNION BANK OF INDIA	5501	5	18-01-2024	samastipur	pusa	Kajiya Bishanpu	25 Y	N	N	N	N	N	N	N
UNION BANK OF INDIA	5501	4	11-01-2024	samastipur	Tajpur	Kasbe Aahar	23 Y	N	N	N	N	N	N	N
UNION BANK OF INDIA	5501	3	05-01-2024	samastipur	Pusa	co-op training	20 Y	N	N	N	N	N	N	N
UNION BANK OF INDIA	5501	2	03-01-2024	samastipur	samastipur	RSETI	30 Y	N	N	N	N	N	N	N
UNION BANK OF INDIA	5501	1	02-01-2024	samastipur	Pusa	co-op training	19 Y	N	N	N	N	N	N	N
UNION BANK OF INDIA	8501	62	25-03-2024	KHAGARIA	MAHESHKHUNT	MAHESHKHUNT	14 Y	N	N	N	N	N	N	N
UNION BANK OF INDIA	8501	61	22-03-2024	KHAGARIA	PARBATA	SIRAPUR	16 Y	N	N	N	N	N	N	N
UNION BANK OF INDIA	8501	60	22-03-2024	KHAGARIA	PARBATA	KARARI	33 Y	N	N	N	N	N	N	N
UNION BANK OF INDIA	8501	59	19-03-2024	KHAGARIA	NIRPUR	DHUTALI	5 Y	N	N	N	N	N	N	N
UNION BANK OF INDIA	8501	58	13-03-2024	KHAGARIA	NIRPUR	ADABARI	8 Y	N	N	N	N	N	N	N
UNION BANK OF INDIA	8501	57	12-03-2024	KHAGARIA	NIRPUR	NIRPUR	16 Y	N	N	N	N	N	N	N
UNION BANK OF INDIA	8501	56	08-03-2024	KHAGARIA	PIRNAGRA	KANJHARI	14 Y	N	N	N	N	N	N	N
UNION BANK OF INDIA	8501	55	07-03-2024	KHAGARIA	KHAGARIA	RAHIMPUR	22 Y	N	N	N	N	N	N	N
UNION BANK OF INDIA	8501	54	06-03-2024	KHAGARIA	PARBATA	MUJAHIDPUR	18 Y	N	N	N	N	N	N	N
UNION BANK OF INDIA	8501	53	04-03-2024	KHAGARIA	PARBATA	AGUANI	17 Y	N	N	N	N	N	N	N
UNION BANK OF INDIA	8501	52	28-02-2024	KHAGARIA	GOGRI	BORNA	20 N	N	N	N	N	N	N	N
UNION BANK OF INDIA	8501	51	27-02-2024	KHAGARIA	MANSI	CHAK HUSSAINI	16 N	N	N	N	N	N	N	N
UNION BANK OF INDIA	8501	50	16-02-2024	KHAGARIA	KHAGARIA	MATHURAPUR	13 Y	N	N	N	N	N	N	N
UNION BANK OF INDIA	8501	49	13-02-2024	KHAGARIA	KHAGARIA	BALUAHI	13 Y	N	N	N	N	N	N	N
UNION BANK OF INDIA	8501	48	12-02-2024	KHAGARIA	PARBATA	AGUANI	13 Y	N	N	N	N	N	N	N

QUARTERLY REPORT ON CONDUCT OF SPECIAL CAMPS BY FLCs (GOING DIGITAL) : Annexure-2 Part(A)

AS ON 31.03.2024

Sl. No. of Camp	FLC Code	Date of special camp	District	Block	Village	No of Participants	Stakeholders present (Indicate Y/N)				Others
							LDM	DDM	LDO	Local Govt	
8501	8501	47 08-02-2024	KHAGARIA	PARBATA	RAHIMPUR	12 Y	N	N	N	Y	Y
8501	8501	46 07-02-2024	KHAGARIA	PARBATA	KAPARI	13 Y	N	N	N	Y	Y
8501	8501	45 06-02-2024	KHAGARIA	PARBATA	MUJAHIDPUR	15 Y	N	N	N	Y	Y
8501	8501	44 05-02-2024	KHAGARIA	PARBATA	KARNA	15 Y	N	N	N	Y	Y
8501	8501	43 03-02-2024	KHAGARIA	PARBATA	PARBATA	14 Y	N	N	N	Y	Y
8501	8501	42 22-01-2024	KHAGARIA	PARBATA	PIPARPANTI	10 Y	N	N	N	Y	Y
8501	8501	41 20-01-2024	KHAGARIA	PARBATA	KOLEA	11 Y	N	N	N	Y	Y
8501	8501	40 18-01-2024	KHAGARIA	GAUCHCHARI	GAUCHCHARI	16 N	N	N	N	Y	Y
8501	8501	39 17-01-2024	KHAGARIA	GAUCHCHARI	KHATAHA	16 N	N	N	N	Y	Y
8501	8501	38 12-01-2024	KHAGARIA	PARBATA	KAIRATHA	17 N	N	N	N	Y	Y
8501	8501	37 09-01-2024	KHAGARIA	ALAU	RAMPUR	16 N	N	N	N	Y	Y
8501	8501	36 08-01-2024	KHAGARIA	PARBATA	PARBATA	16 Y	N	N	N	Y	Y
8501	8501	35 06-01-2024	KHAGARIA	PARBATA	DAKSHIN MATHAR	15 Y	N	N	N	Y	Y
8501	8501	34 04-01-2024	KHAGARIA	PARBATA	AGLANI	13 Y	N	N	N	Y	Y
8501	8501	33 04-01-2024	KHAGARIA	PARBATA	SIADATPUR	14 Y	N	N	N	Y	Y
3005	3005	13 21-03-2024	SAMASTIPUR	SAMASTIPUR	JITWARPUR	48 N	N	N	Y	N	Y
3005	3005	12 16-03-2024	SAMASTIPUR	DALSINGHARARI	PAGRA	35 N	N	N	N	N	Y
3005	3005	11 02-03-2024	SAMASTIPUR	TAJPUR	BHAIRKHARA	61 N	N	N	Y	N	Y
3005	3005	10 29-02-2024	SAMASTIPUR	KALYANPUR	JITWARIA	57 N	N	N	Y	N	Y
3005	3005	9 27-02-2024	SAMASTIPUR	BIBHUTIPUR	BIKRAMPUR BANDE	46 N	N	N	N	N	Y
3005	3005	8 22-02-2024	SAMASTIPUR	ROSELA	NARHAN	52 N	N	N	Y	N	Y
3005	3005	7 15-02-2024	SAMASTIPUR	SAMASTIPUR	LADARA	49 N	N	N	N	N	Y
3005	3005	6 06-02-2024	SAMASTIPUR	SAMASTIPUR	BALHADRAPUR	66 N	N	N	Y	N	Y
3005	3005	5 02-02-2024	SAMASTIPUR	SAMASTIPUR	MOHANPUR	58 N	N	N	N	N	Y
3005	3005	4 24-01-2024	SAMASTIPUR	SAMASTIPUR	LAGUNIA RAGHUKA	61 N	N	N	Y	N	Y
3005	3005	3 19-01-2024	SAMASTIPUR	SAMASTIPUR	MANIHA	45 N	N	N	N	N	Y
3005	3005	2 11-01-2024	SAMASTIPUR	PATORI	LODIPUR	38 N	N	N	Y	N	Y
3701	3701	10 08-02-2024	KAIMUR	MOHANIYA	CHOURASIYA	24 N	N	N	N	N	Y
3701	3701	9 07-02-2024	KAIMUR	MOHANIYA	PANSERWA	36 N	N	N	N	N	Y
3701	3701	8 06-02-2024	KAIMUR	MOHANIYA	PANAPUR	28 N	N	N	N	N	Y
3701	3701	7 05-02-2024	KAIMUR	MOHANIYA	BAGHNI	23 N	N	N	N	N	Y
3701	3701	6 04-02-2024	KAIMUR	CHAINPUR	JAGARIYA	24 N	N	N	N	N	Y
3701	3701	5 03-02-2024	KAIMUR	CHAINPUR	CHAINPUR	31 N	N	N	N	N	Y
3701	3701	4 03-02-2024	KAIMUR	BHABHUA	RUDRAWARKALA	28 N	N	N	N	N	Y
3701	3701	3 02-02-2024	KAIMUR	BHABHUA	BARE	33 N	N	N	N	N	Y
3701	3701	2 02-02-2024	KAIMUR	BHABHUA	RUPPUR	42 N	N	N	N	N	Y
3701	3701	1 30-01-2024	KAIMUR	BHABHUA	MANIHARI	36 N	N	N	N	N	Y
4501	4501	6 21-03-2024	Buxar	Simri	Rajapur	40 N	N	N	N	N	Y
4501	4501	5 01-03-2024	Buxar	Buxar	Padari	22 N	N	N	N	N	Y
4501	4501	4 28-02-2024	Buxar	Buxar	Rajpur	52 N	N	N	N	N	Y
4501	4501	3 27-02-2024	Buxar	Itarhi	Basaon	34 N	N	N	N	N	Y
4501	4501	2 23-01-2024	Buxar	Dumraon	Dhakaich	34 N	N	N	N	N	Y
4501	4501	1 04-01-2024	Buxar	Nawanagar	Rupsagar	30 N	N	N	N	N	Y
4601	4601	32 03-01-2024	BANKA	BANKA	LAKRIKOLA	72 N	N	N	N	N	Y
4601	4601	31 03-01-2024	BANKA	BANKA	MAHESHADIH	142 N	N	N	N	N	Y
4601	4601	30 29-02-2024	BANKA	BANKA	SAMUKHIYA	189 N	N	N	N	N	Y
4601	4601	29 28-02-2024	BANKA	BANKA	BISHAHRA	57 N	N	N	N	N	Y
4601	4601	28 28-02-2024	BANKA	BANKA	DUDHARI	134 N	N	N	N	N	Y
4601	4601	27 13-02-2024	BANKA	SHAMBHUGANJ	BELARI	80 N	N	N	N	N	Y

ANNEX II - PART A

QUARTERLY REPORT ON CONDUCT OF SPECIAL CAMPS BY FLCs (GOING DIGITAL) : Annexure-2 Part(A)

AS ON 31.03.2024

Bank Name	FLC Code	Sr. No. of Camp	Date of special camp	District	Block	Village	No Of Participants	Stateholders present (Indicate Y/N)						
								LDM	DDM	LDO	Local Govt	NGO	BC	Others
DAKSHIN BIHAR GRAMIN BANK	4601	26	13-02-2024	BANKA	SHAMBHUGANJ	MATHODIH	137	N	N	N	N	Y	Y	Y
DAKSHIN BIHAR GRAMIN BANK	4601	25	02-12-2024	BANKA	AMARPUR	GORGAMA	46	N	N	N	N	N	Y	Y
DAKSHIN BIHAR GRAMIN BANK	4601	24	02-12-2024	BANKA	BANKA	SANUKIYA	71	N	N	N	N	N	Y	Y
DAKSHIN BIHAR GRAMIN BANK	4601	23	02-08-2024	BAIJA	BARAHAT	MOTI HAT	66	N	N	N	N	N	Y	Y
DAKSHIN BIHAR GRAMIN BANK	4601	22	02-08-2024	BANKA	BANKA	BAGHITARI	98	N	N	N	N	N	Y	Y
DAKSHIN BIHAR GRAMIN BANK	4601	21	02-07-2024	BANKA	BARAHAT	TARDIH	92	N	N	N	N	N	Y	Y
DAKSHIN BIHAR GRAMIN BANK	4601	20	02-07-2024	BANKA	BARAHAT	BAEHANGAMA	54	N	N	N	N	N	Y	Y
DAKSHIN BIHAR GRAMIN BANK	4601	19	02-06-2024	BANKA	RAJOUN	MOHVA	107	N	N	N	N	N	Y	Y
DAKSHIN BIHAR GRAMIN BANK	4601	18	02-06-2024	BANKA	RAJOUN	LASKARI	82	N	N	N	N	N	Y	Y
DAKSHIN BIHAR GRAMIN BANK	4601	17	02-05-2024	BANKA	RAJOUN	PAIR	76	N	N	N	N	N	Y	Y
DAKSHIN BIHAR GRAMIN BANK	4601	16	02-05-2024	BANKA	DHORIYA	BHASHIMA	93	N	N	N	N	N	Y	Y
DAKSHIN BIHAR GRAMIN BANK	4601	15	16-01-2024	BANKA	CHANDAN	GAURIPUR	155	N	N	N	N	N	Y	Y
DAKSHIN BIHAR GRAMIN BANK	4601	14	13-01-2024	BANKA	CHANDAN	DHANAUCHHI	172	N	N	N	N	N	Y	Y
DAKSHIN BIHAR GRAMIN BANK	4601	13	13-01-2024	BANKA	CHANDAN	TARAKURA	180	N	N	N	N	N	Y	Y
DAKSHIN BIHAR GRAMIN BANK	4601	12	01-12-2024	BANKA	KATORIYA	BAS'MATTA	86	N	N	N	N	N	Y	Y
DAKSHIN BIHAR GRAMIN BANK	4601	11	01-12-2024	BANKA	CHANDAN	BORA SUJYA	105	N	N	N	N	N	Y	Y
DAKSHIN BIHAR GRAMIN BANK	4601	10	01-11-2024	BANKA	KATORIYA	KOLAHASAR	210	N	Y	Y	Y	Y	Y	Y
DAKSHIN BIHAR GRAMIN BANK	4601	9	01-10-2024	BANKA	KATORIYA	PANIARPATTA	165	N	N	N	N	N	Y	Y
DAKSHIN BIHAR GRAMIN BANK	4601	8	01-10-2024	BANKA	KATORIYA	HARHAR	135	N	N	N	N	N	Y	Y
DAKSHIN BIHAR GRAMIN BANK	4601	7	01-07-2024	BANKA	BELHAR	SHREENAGAR	120	N	N	N	N	N	Y	Y
DAKSHIN BIHAR GRAMIN BANK	4601	6	01-06-2024	BANKA	BELHAR	TARAIYA	160	Y	Y	Y	Y	Y	Y	Y
DAKSHIN BIHAR GRAMIN BANK	4601	5	01-05-2024	BANKA	BELHAR	LULHAR	220	N	N	N	N	N	Y	Y
DAKSHIN BIHAR GRAMIN BANK	4601	4	01-05-2024	BANKA	BELHAR	RANGA	183	Y	Y	Y	Y	Y	Y	Y
DAKSHIN BIHAR GRAMIN BANK	4601	3	01-04-2024	BANKA	SHAMBHUGANJ	PAKARIYA	170	N	N	N	N	N	Y	Y
DAKSHIN BIHAR GRAMIN BANK	4601	2	01-04-2024	BANKA	SHAMBHUGANJ	MALDIH	207	N	N	N	N	N	Y	Y
DAKSHIN BIHAR GRAMIN BANK	4601	1	01-03-2024	BANKA	SHAMBHUGANJ	CHUTIYA PAHAR	156	N	N	N	N	N	Y	Y
DAKSHIN BIHAR GRAMIN BANK	4701	1	24-03-2024	JAMUI	PARSANDA	RATANPUR	21	N	N	N	N	N	Y	Y
DAKSHIN BIHAR GRAMIN BANK	4701	1	24-03-2024	JAMUI	PURANI BAZAR	SONPE	48	N	N	N	N	N	Y	Y
DAKSHIN BIHAR GRAMIN BANK	4701	1	15-01-2024	JAMUI	JAMUI	GARSANDA	36	N	N	N	N	N	Y	Y
DAKSHIN BIHAR GRAMIN BANK	4701	1	22-01-2024	JAMUI	SIKANDRA	RAMSAGAR	19	N	N	N	N	N	Y	Y
DAKSHIN BIHAR GRAMIN BANK	4701	1	27-03-2024	JAMUI	LACHHUAR	BULLO	5	N	N	N	N	N	Y	Y
DAKSHIN BIHAR GRAMIN BANK	4701	1	12-01-2024	JAMUI	DABIL	HARDIMAH	12	N	N	N	N	N	Y	Y
DAKSHIN BIHAR GRAMIN BANK	4701	1	08-01-2024	JAMUI	SIKANDRA	RAMSAGAR	40	N	N	N	N	N	Y	Y
DAKSHIN BIHAR GRAMIN BANK	4701	1	29-03-2024	JAMUI	JAMUI	GARSANDA	46	N	N	N	N	N	Y	Y
DAKSHIN BIHAR GRAMIN BANK	4701	1	01-02-2024	JAMUI	NARDIH	JAMUI	59	N	N	N	N	N	Y	Y
DAKSHIN BIHAR GRAMIN BANK	4701	1	29-02-2024	JAMUI	INDPE	JAMUI	49	N	N	N	N	N	Y	Y
DAKSHIN BIHAR GRAMIN BANK	4701	1	29-02-2024	JAMUI	KHAIRA	BISHANPUR	59	N	N	N	N	N	Y	Y
DAKSHIN BIHAR GRAMIN BANK	4701	1	29-02-2024	JAMUI	BARHAT	MALLEPLUR	55	N	N	N	N	N	Y	Y
DAKSHIN BIHAR GRAMIN BANK	4701	1	28-02-2024	JAMUI	ALIGANJ	ARHA	55	N	N	N	N	N	Y	Y
DAKSHIN BIHAR GRAMIN BANK	4701	1	28-02-2024	JAMUI	ALIGANJ	DIHRI	55	N	N	N	N	N	Y	Y
DAKSHIN BIHAR GRAMIN BANK	4701	1	27-02-2024	JAMUI	KHAIRA	KASHMIR	58	N	N	N	N	N	Y	Y
DAKSHIN BIHAR GRAMIN BANK	4701	1	27-02-2024	JAMUI	KHAIRA	GHANBERIYA	67	N	N	N	N	N	Y	Y
DAKSHIN BIHAR GRAMIN BANK	5101	11	14-03-2024	BHOJPUR	BIHIYA	AMRAI	37	N	N	N	N	N	Y	Y
DAKSHIN BIHAR GRAMIN BANK	5101	10	27-02-2024	BHOJPUR	UDWANT NAGAR	BELAUR	35	N	N	N	N	N	Y	Y
DAKSHIN BIHAR GRAMIN BANK	5101	9	20-02-2024	BHOJPUR	UDWANT NAGAR	BELAUR	49	N	N	N	N	N	Y	Y
DAKSHIN BIHAR GRAMIN BANK	5101	8	17-02-2024	BHOJPUR	CHER POKHARI	CHER POKHARI	64	N	N	N	N	N	Y	Y
DAKSHIN BIHAR GRAMIN BANK	5101	7	06-02-2024	BHOJPUR	KOILWAR	KULHARIYA	88	N	N	N	N	N	Y	Y
DAKSHIN BIHAR GRAMIN BANK	5101	6	01-02-2024	BHOJPUR	UDWANT NAGAR	JAYNAGAR	49	N	N	N	N	N	Y	Y
DAKSHIN BIHAR GRAMIN BANK	5101	5	24-01-2024	BHOJPUR	TARARI	KURMURI	135	Y	Y	Y	Y	Y	Y	Y
DAKSHIN BIHAR GRAMIN BANK	5101	4	19-01-2024	BHOJPUR	PIRO	KOTHUA	157	Y	Y	Y	Y	Y	Y	Y

OPERATIONAL PLAN FOR DIGITAL Lending (DIGITAL) - Annexure-2 Part(A)

Bank Name	FLC Code	No. of Camp	No. of Camp	Days of Camp	District	Block	Village	No Of Participant	LDM	DDM	LDO	Stakeholders present (Indicate Y/N)			Others
												Local Govt	NGO	BC	
DAKSHIN BIHAR GRAMIN BANK	5101	3	15-01-2024	BHOJPUR	FIRO	AGYAON BAZAR		136	Y	Y	Y	Y	Y	Y	
DAKSHIN BIHAR GRAMIN BANK	5101	2	09-01-2024	BHOJPUR	UDWANT NAGAR	ADARA		109	Y	Y	Y	Y	Y	Y	
DAKSHIN BIHAR GRAMIN BANK	5101	1	04-01-2024	BHOJPUR	ABA	AGARSANDA		147	Y	Y	Y	Y	Y	Y	
DAKSHIN BIHAR GRAMIN BANK	5101	86	03-07-2024	NALANDA	SILAO	CHANDIMAU		40	N	N	N	N	N	Y	
DAKSHIN BIHAR GRAMIN BANK	5101	85	03-06-2024	NALANDA	KAHUI	PUNHA		78	N	N	N	N	N	Y	
DAKSHIN BIHAR GRAMIN BANK	5101	84	03-05-2024	NALANDA	SILAO	NANAND		74	N	N	N	N	N	Y	
DAKSHIN BIHAR GRAMIN BANK	5101	83	03-04-2024	NALANDA	RAHUI	UTTARNAWAN		78	N	N	N	N	N	Y	
DAKSHIN BIHAR GRAMIN BANK	5101	82	03-02-2024	NALANDA	RAHUI	ITSAN		44	N	N	N	N	N	Y	
DAKSHIN BIHAR GRAMIN BANK	5101	81	03-02-2024	NALANDA	RAHUI	PESHAUR		47	N	N	N	N	N	Y	
DAKSHIN BIHAR GRAMIN BANK	5101	80	03-01-2024	NALANDA	NOORSARAI	NARI		41	N	N	N	N	N	Y	
DAKSHIN BIHAR GRAMIN BANK	5101	79	03-01-2024	NALANDA	NOORSARAI	TIYARI		36	N	N	N	N	N	Y	
DAKSHIN BIHAR GRAMIN BANK	5101	78	29-02-2024	NALANDA	SILAO	PAAWADIH		74	N	N	N	N	N	Y	
DAKSHIN BIHAR GRAMIN BANK	5101	77	29-02-2024	NALANDA	SILAO	KARAH		78	N	N	N	N	N	Y	
DAKSHIN BIHAR GRAMIN BANK	5101	76	29-02-2024	NALANDA	RAJGIR	HARI-AR BIGHA		44	N	N	N	N	N	Y	
DAKSHIN BIHAR GRAMIN BANK	5101	75	29-02-2024	NALANDA	RAJGIR	DODACHAK		41	N	N	N	N	N	Y	
DAKSHIN BIHAR GRAMIN BANK	5101	74	28-02-2024	NALANDA	RAJGIR	KURTHAUR		135	N	N	N	N	N	Y	
DAKSHIN BIHAR GRAMIN BANK	5101	73	28-02-2024	NALANDA	RAJGIR	EKSARI		149	N	N	N	N	N	Y	
DAKSHIN BIHAR GRAMIN BANK	5101	72	27-02-2024	NALANDA	RAJGIR	EKSARI		82	N	N	N	N	N	Y	
DAKSHIN BIHAR GRAMIN BANK	5101	71	27-02-2024	NALANDA	RAJGIR	BHU		74	N	N	N	N	N	Y	
DAKSHIN BIHAR GRAMIN BANK	5101	70	23-02-2024	NALANDA	HILSA	CHAMAR BIGHA		42	N	N	N	N	N	Y	
DAKSHIN BIHAR GRAMIN BANK	5101	69	23-02-2024	NALANDA	HILSA	PENDAPUR		67	N	N	N	N	N	Y	
DAKSHIN BIHAR GRAMIN BANK	5101	68	23-02-2024	NALANDA	HILSA	REDDY		58	N	N	N	N	N	Y	
DAKSHIN BIHAR GRAMIN BANK	5101	67	22-02-2024	NALANDA	THARTHARI	CHH DWARA		114	N	N	N	N	N	Y	
DAKSHIN BIHAR GRAMIN BANK	5101	66	22-02-2024	NALANDA	THARTHARI	NATHU BIGHA		58	N	N	N	N	N	Y	
DAKSHIN BIHAR GRAMIN BANK	5101	65	22-02-2024	NALANDA	THARTHARI	KANAKBIGHA		40	N	N	N	N	N	Y	
DAKSHIN BIHAR GRAMIN BANK	5101	64	21-02-2024	NALANDA	EKANGARSARAI	CHAMHERA		78	N	N	N	N	N	Y	
DAKSHIN BIHAR GRAMIN BANK	5101	63	21-02-2024	NALANDA	EKANGARSARAI	MANPUR		74	N	N	N	N	N	Y	
DAKSHIN BIHAR GRAMIN BANK	5101	62	21-02-2024	NALANDA	EKANGARSARAI	RAMHAWAN		78	N	N	N	N	N	Y	
DAKSHIN BIHAR GRAMIN BANK	5101	61	20-02-2024	NALANDA	HILSA	BHATT BIGHA		44	N	N	N	N	N	Y	
DAKSHIN BIHAR GRAMIN BANK	5101	60	20-02-2024	NALANDA	HILSA	KALIYACHAK		47	N	N	N	N	N	Y	
DAKSHIN BIHAR GRAMIN BANK	5101	59	20-02-2024	NALANDA	HILSA	AKBARPUR		41	N	N	N	N	N	Y	
DAKSHIN BIHAR GRAMIN BANK	5101	58	17-02-2024	NALANDA	EKANGARSARAI	AUNGARI		36	N	N	N	N	N	Y	
DAKSHIN BIHAR GRAMIN BANK	5101	57	17-02-2024	NALANDA	ISLAMPUR	RATANPURA		57	N	N	N	N	N	Y	
DAKSHIN BIHAR GRAMIN BANK	5101	56	16-02-2024	NALANDA	RAJGIR	SIMA		78	N	N	N	N	N	Y	
DAKSHIN BIHAR GRAMIN BANK	5101	55	16-02-2024	NALANDA	PARWALPUR	PARWALPUR		78	N	N	N	N	N	Y	
DAKSHIN BIHAR GRAMIN BANK	5101	54	15-02-2024	NALANDA	BEN	BARA		44	N	N	N	N	N	Y	
DAKSHIN BIHAR GRAMIN BANK	5101	53	15-02-2024	NALANDA	BEN	BEN		47	N	N	N	N	N	Y	
DAKSHIN BIHAR GRAMIN BANK	5101	52	15-02-2024	NALANDA	BIHARSHARIF	DEEPNAGAR		280	N	N	N	N	N	Y	
DAKSHIN BIHAR GRAMIN BANK	5101	51	14-02-2024	NALANDA	BIHARSHARIF	BARGAON		175	N	N	N	N	N	Y	
DAKSHIN BIHAR GRAMIN BANK	5101	50	14-02-2024	NALANDA	BIHARSHARIF	RAMCHANDARPUR		74	N	N	N	N	N	Y	
DAKSHIN BIHAR GRAMIN BANK	5101	49	14-02-2024	NALANDA	SILAO	SILAO		78	N	N	N	N	N	Y	
DAKSHIN BIHAR GRAMIN BANK	5101	48	13-02-2024	NALANDA	RAJGIR	BHUI BAZAR		44	N	N	N	N	N	Y	
DAKSHIN BIHAR GRAMIN BANK	5101	47	13-02-2024	NALANDA	BIHARSHARIF	ASHANAGAR		74	N	N	N	N	N	Y	
DAKSHIN BIHAR GRAMIN BANK	5101	46	02-09-2024	NALANDA	SILAO	NALANDA		78	N	N	N	N	N	Y	
DAKSHIN BIHAR GRAMIN BANK	5101	45	02-08-2024	NALANDA	SILAO	SILAO		44	N	N	N	N	N	Y	
DAKSHIN BIHAR GRAMIN BANK	5101	44	02-08-2024	NALANDA	BIHARSHARIF	DEEPNAGAR		58	N	N	N	N	N	Y	
DAKSHIN BIHAR GRAMIN BANK	5101	43	02-08-2024	NALANDA	THARTHARI	KACHAHARIYA		40	N	N	N	N	N	Y	
DAKSHIN BIHAR GRAMIN BANK	5101	42	02-07-2024	NALANDA	HILSA	INDAUA		78	N	N	N	N	N	Y	
DAKSHIN BIHAR GRAMIN BANK	5101	41	02-07-2024	NALANDA	THARTHARI	THARTHARI		74	N	N	N	N	N	Y	
DAKSHIN BIHAR GRAMIN BANK	5101	40	02-07-2024	NALANDA	THARTHARI	THARTHARI		74	N	N	N	N	N	Y	

QUARTERLY REPORT ON CONDUCT OF SPECIAL CAMPS BY FLCs (GOING DIGITAL - Annexe-2 Part(A))
AS ON 31.03.2024

Bank Name	FLC Code	Sr. No. of Camp	Date of special camp (DD/MM/YYYY)	District	Block	Village	No. of Participants	LDM	DDM	Stakeholders present (Indicate V/N)	Local Govt.	NGO	BC	Others
DAKSHIN BIHAR GRAMIN BANK	5101	39	02-05-2024	NALANDA	RAIGIR	RAIGIR	78	N	N	N	N	N	Y	Y
DAKSHIN BIHAR GRAMIN BANK	5101	38	02-06-2024	NALANDA	SILAO	SILAO	44	N	N	N	N	N	Y	Y
DAKSHIN BIHAR GRAMIN BANK	5101	37	02-03-2024	NALANDA	BIHARSHARIF	DAMMAR BIGHA	47	N	N	N	N	N	Y	Y
DAKSHIN BIHAR GRAMIN BANK	5101	36	02-01-2024	NALANDA	BIHARSHARIF	HARGAWAN	58	N	N	N	N	N	Y	Y
DAKSHIN BIHAR GRAMIN BANK	5101	35	24-03-2024	NALANDA	EKANGARSARAI	DHURGAON	40	Y	Y	Y	Y	Y	Y	Y
DAKSHIN BIHAR GRAMIN BANK	5101	34	24-01-2024	NALANDA	NOORSARAI	NARI	78	Y	Y	Y	Y	Y	Y	Y
DAKSHIN BIHAR GRAMIN BANK	5101	33	23-01-2024	NALANDA	SILAO	KARAH	74	Y	Y	Y	Y	Y	Y	Y
DAKSHIN BIHAR GRAMIN BANK	5101	32	23-01-2024	NALANDA	SILAO	SILAO	78	Y	Y	Y	Y	Y	Y	Y
DAKSHIN BIHAR GRAMIN BANK	5101	31	23-01-2024	NALANDA	RAIGIR	BHUJ	44	Y	Y	Y	Y	Y	Y	Y
DAKSHIN BIHAR GRAMIN BANK	5101	30	30-01-2024	NALANDA	SILAO	SILAO	47	Y	Y	Y	Y	Y	Y	Y
DAKSHIN BIHAR GRAMIN BANK	5101	29	20-01-2024	NALANDA	RAHUI	RAHUI	95	Y	Y	Y	Y	Y	Y	Y
DAKSHIN BIHAR GRAMIN BANK	5101	28	19-01-2024	NALANDA	GIRIYAK	RAIGIR MORE	78	Y	Y	Y	N	N	Y	Y
DAKSHIN BIHAR GRAMIN BANK	5101	27	19-01-2024	NALANDA	GIRIYAK	BADHETA	74	Y	Y	Y	N	N	Y	Y
DAKSHIN BIHAR GRAMIN BANK	5101	26	18-01-2024	NALANDA	GIRIYAK	BELCHHI BIGHA	78	Y	Y	Y	N	N	Y	Y
DAKSHIN BIHAR GRAMIN BANK	5101	25	18-01-2024	NALANDA	GIRIYAK	DAK BANGLA	44	Y	Y	Y	N	N	Y	Y
DAKSHIN BIHAR GRAMIN BANK	5101	24	18-01-2024	NALANDA	GIRIYAK	GIRIYAK	47	Y	Y	Y	N	N	Y	Y
DAKSHIN BIHAR GRAMIN BANK	5101	23	17-03-2024	NALANDA	BIHARSHARIF	KHANDAMPAR	41	Y	Y	Y	N	N	Y	Y
DAKSHIN BIHAR GRAMIN BANK	5101	22	16-01-2024	NALANDA	HARRAUT	HARRAUT	68	Y	Y	Y	N	N	Y	Y
DAKSHIN BIHAR GRAMIN BANK	5101	21	16-01-2024	NALANDA	CHANDI	LAGANI	55	Y	Y	Y	N	N	Y	Y
DAKSHIN BIHAR GRAMIN BANK	5101	20	01-12-2024	NALANDA	ASTHAWAN	KERUT	42	Y	Y	Y	N	N	Y	Y
DAKSHIN BIHAR GRAMIN BANK	5101	19	01-11-2024	NALANDA	ASTHAWAN	AMAWAN	67	Y	Y	Y	N	N	Y	Y
DAKSHIN BIHAR GRAMIN BANK	5101	18	05-11-2024	NALANDA	ASTHAWAN	BENAR	58	Y	Y	Y	N	N	Y	Y
DAKSHIN BIHAR GRAMIN BANK	5101	17	01-11-2024	NALANDA	ASTHAWAN	KAILA	114	Y	Y	Y	N	N	Y	Y
DAKSHIN BIHAR GRAMIN BANK	5101	16	01-10-2024	NALANDA	EIHESHARIF	DEEPNAGAR	58	Y	Y	Y	N	N	Y	Y
DAKSHIN BIHAR GRAMIN BANK	5101	15	01-10-2024	NALANDA	BIHARSHARIF	KAKHRA	40	Y	Y	Y	N	N	Y	Y
DAKSHIN BIHAR GRAMIN BANK	5101	14	01-09-2024	NALANDA	KARAYPARSURAI	BERTHU	78	Y	Y	Y	N	N	Y	Y
DAKSHIN BIHAR GRAMIN BANK	5101	13	01-09-2024	NALANDA	KARAYPARSURAI	PAKHI	74	Y	Y	Y	N	N	Y	Y
DAKSHIN BIHAR GRAMIN BANK	5101	12	01-08-2024	NALANDA	KARAYPARSURAI	DIYAWAN	78	Y	Y	Y	N	N	Y	Y
DAKSHIN BIHAR GRAMIN BANK	5101	11	01-08-2024	NALANDA	KARAYPARSURAI	KARAYPARSURAI	44	Y	Y	Y	N	N	Y	Y
DAKSHIN BIHAR GRAMIN BANK	5101	10	03-06-2024	NALANDA	NAGARMAUSA	KAILA	47	Y	Y	Y	N	N	Y	Y
DAKSHIN BIHAR GRAMIN BANK	5101	9	01-06-2024	NALANDA	NAGARMAUSA	NAVDIRA	41	Y	Y	Y	N	N	Y	Y
DAKSHIN BIHAR GRAMIN BANK	5101	8	01-05-2024	NALANDA	HILSA	INDAUT	36	Y	Y	Y	N	N	Y	Y
DAKSHIN BIHAR GRAMIN BANK	5101	7	01-05-2024	NALANDA	HILSA	JUNIOR	57	Y	Y	Y	N	N	Y	Y
DAKSHIN BIHAR GRAMIN BANK	5101	6	01-04-2024	NALANDA	ISLAMPUR	RUPASPUR	75	Y	Y	Y	N	N	Y	Y
DAKSHIN BIHAR GRAMIN BANK	5101	5	01-04-2024	NALANDA	ISLAMPUR	ICCHOSH	64	Y	Y	Y	N	N	Y	Y
DAKSHIN BIHAR GRAMIN BANK	5101	4	01-03-2024	NALANDA	ISLAMPUR	MOHAMCHAK	36	Y	Y	Y	N	N	Y	Y
DAKSHIN BIHAR GRAMIN BANK	5101	3	01-03-2024	NALANDA	ISLAMPUR	SHEKH ABDULLA	25	Y	Y	Y	N	N	Y	Y
DAKSHIN BIHAR GRAMIN BANK	5101	2	01-02-2024	NALANDA	HILSA	LOHANDA	38	Y	Y	Y	N	N	Y	Y
DAKSHIN BIHAR GRAMIN BANK	5101	1	01-02-2024	NALANDA	HILSA	CHIKSAURA	51	Y	Y	Y	N	N	Y	Y
DAKSHIN BIHAR GRAMIN BANK	5801	6	12-03-2024	AURANGABAD	AURANGABAD	ORA	48	N	N	N	N	N	Y	Y
DAKSHIN BIHAR GRAMIN BANK	5801	5	11-03-2024	AURANGABAD	AURANGABAD	KUTUMBA	48	N	N	N	N	N	Y	Y
DAKSHIN BIHAR GRAMIN BANK	5801	4	17-02-2024	AURANGABAD	NAWANGAR	MAHADEVA	33	N	N	N	N	N	Y	Y
DAKSHIN BIHAR GRAMIN BANK	5801	3	16-02-2024	AURANGABAD	DEO	DEO	37	N	N	N	N	N	Y	Y
DAKSHIN BIHAR GRAMIN BANK	5801	2	05-01-2024	AURANGABAD	DEO	PAWAI	57	N	N	N	N	N	Y	Y
DAKSHIN BIHAR GRAMIN BANK	5801	1	02-01-2024	AURANGABAD	NAVINGAR	PAIPUR	51	N	N	N	N	N	Y	Y
DAKSHIN BIHAR GRAMIN BANK	6001	9	14-03-2024	PATNA	MASAUHRI	NDORA	31	N	N	N	N	N	Y	Y
DAKSHIN BIHAR GRAMIN BANK	6001	8	06-03-2024	PATNA	DHANARUA	DATMAN	35	N	N	N	N	N	Y	Y
DAKSHIN BIHAR GRAMIN BANK	6001	7	02-03-2024	PATNA	PLUGANI	MANKURHA	45	N	N	N	N	N	Y	Y
DAKSHIN BIHAR GRAMIN BANK	6001	6	08-02-2024	PATNA	MANER	BYAPUR	37	N	N	N	N	N	Y	Y
DAKSHIN BIHAR GRAMIN BANK	6001	5	01-02-2024	PATNA	BIPTA	SIKANDARPUR	26	N	N	N	N	N	Y	Y

AS ON 31.03.2024

FLC Code	Sr. No. of Camp	Date of special camp	District	Block	Village	No Of Participan	Stakeholders present (Indicate Y/N)						Others
							LDM	DDM	LDO	Local Govt	NGO	BC	
6001	4	01-02-2024	PATNA	FATUHA	MAUJIPUR	28	N	N	N	N	N	Y	Y
6001	3	15-01-2024	PATNA	BAKHTIYARPUR	SALIMPUR	32	N	N	N	N	N	Y	Y
6001	2	12-01-2024	PATNA	DHANARUA	BARDIHA	40	N	N	N	N	N	Y	Y
6001	1	09-01-2024	PATNA	BIKRAM	KANPA	35	N	N	N	N	N	Y	Y
6701	6	12-03-2024	Rohas	CHEMARI	DUMRI	48	N	N	N	N	N	Y	Y
6701	5	11-03-2024	Rohas	KARGAAR	PIPPA	49	Y	N	N	N	N	Y	Y
6701	3	16-02-2024	Rohas	DAWATH	RITHINI	43	N	N	N	N	N	Y	Y
6701	3	16-02-2024	Rohas	AKORHIGOLA	SEHOPUR	56	N	N	N	N	N	Y	Y
6701	2	05-01-2024	Rohas	SHIVSAGAR	KONAR	51	N	N	N	N	N	Y	Y
7001	1	02-01-2024	Rohas	PARAIYA	SIYANWAK	44	N	N	Y	N	N	Y	Y
7001	25	30-03-2024	GAYA	PARAIYA	MANJIHWAYA	85	N	N	N	N	N	Y	Y
7001	24	20-03-2024	GAYA	TOWN BLOCK CHA	DURBE	75	N	N	N	N	N	Y	Y
7001	23	28-03-2024	GAYA	KONCH	SIMRA	35	N	N	N	N	N	Y	Y
7001	22	21-03-2024	GAYA	TEKARI	PANCHANPUR	38	N	N	N	N	N	Y	Y
7001	21	20-03-2024	GAYA	AMAS	EKOUMA	50	N	N	N	N	N	Y	Y
7001	20	20-03-2024	GAYA	AMAS	CHANDI STHAN	60	N	N	N	N	N	Y	Y
7001	19	19-03-2024	GAYA	MANPUR	MAHUA DIH	70	N	N	N	N	N	Y	Y
7001	18	19-03-2024	GAYA	MANPUR	BHADEJI	25	N	N	N	N	N	Y	Y
7001	17	19-03-2024	GAYA	TOWN BLOCK CHA	GOPI BIGHA	42	N	N	N	N	N	Y	Y
7001	16	18-03-2024	GAYA	TOWN BLOCK CHA	PANCHITIA AKHAD	42	N	N	N	N	N	Y	Y
7001	15	16-03-2024	GAYA	TOWN BLOCK CHA	PARSAWAN	15	N	N	N	N	N	Y	Y
7001	14	15-03-2024	GAYA	KHIZERSARAI	SADI FUR	27	N	N	N	N	N	Y	Y
7001	13	15-03-2024	GAYA	KHIZERSARAI	HAI CHAK	31	N	N	N	N	N	Y	Y
7001	12	14-03-2024	GAYA	TOWN BLOCK CHA	GOPAL PUR	50	N	N	N	N	N	Y	Y
7001	11	14-03-2024	GAYA	TOWN BLOCK CHA	NIMA	30	N	N	N	N	N	Y	Y
7001	10	12-03-2024	GAYA	PARAIYA	RAJA PUR	45	N	N	N	N	N	Y	Y
7001	9	11-03-2024	GAYA	BODH GAYA	ILPA	50	N	N	N	N	N	Y	Y
7001	8	02-03-2024	GAYA	TOWN BLOCK CHA	RAJENDRA ASHRAM	28	N	N	N	N	N	Y	Y
7001	7	02-03-2024	GAYA	TOWN BLOCK CHA	FATEH PUR	24	N	N	N	N	N	Y	Y
7001	6	23-02-2024	GAYA	BARACHATTY	JHAJI	55	N	N	N	N	N	Y	Y
7001	5	22-02-2024	GAYA	BANKE BAZAR	ROUSHAN GANJ	38	N	N	N	N	N	Y	Y
7001	4	21-02-2024	GAYA	MOHAN PUR	BANE KHURD	46	N	N	N	N	N	Y	Y
7001	3	15-01-2024	GAYA	SHERGHATI	DANGRA	22	N	N	N	N	N	Y	Y
7001	2	09-01-2024	GAYA	BARACHATTY	GAON KHAP	38	N	N	N	N	N	Y	Y
7201	1	04-01-2024	MUNGER	BARACHATTY	IMALIYA TAND	42	N	N	N	N	N	Y	Y
7201	12	20-03-2024	MUNGER	KHARAGPUR	KAURIYA	48	N	N	N	N	N	Y	Y
7201	11	18-03-2024	MUNGER	KHARAGPUR	RATAITHA	59	N	N	N	N	N	Y	Y
7201	10	07-03-2024	MUNGER	DHARHARA	MAHARNA	65	N	N	N	N	N	Y	Y
7201	9	04-03-2024	MUNGER	DHARHARA	ITAWA	56	N	N	N	N	N	Y	Y
7201	8	27-02-2024	MUNGER	JAMALPUR	RAMNAGAR	60	N	N	N	N	N	Y	Y
7201	7	22-02-2024	MUNGER	JAMALPUR	PATAM EAST	63	N	N	N	N	N	Y	Y
7201	6	12-02-2024	MUNGER	SADAR MUNGER	TIKARAMPUR	49	N	N	N	N	N	Y	Y
7201	5	08-02-2024	MUNGER	SADAR MUNGER	MAHULLI	54	N	N	N	N	N	Y	Y
7201	4	19-01-2024	MUNGER	DHARHARA	ORA BAGICHA	69	N	N	N	N	N	Y	Y
7201	3	16-01-2024	MUNGER	DHARHARA	CHHCTI LAGMA	53	N	N	N	N	N	Y	Y
7201	2	12-01-2024	MUNGER	SANGRAMPUR	CHHATA	62	N	N	N	N	N	Y	Y
7201	1	10-01-2024	MUNGER	SANGRAMPUR	DEVGHARA	57	N	N	N	N	N	Y	Y
7501	16	15-03-2024	LAKHISARAI	SURAUGARHA	URAIN	80	Y	Y	Y	Y	Y	Y	Y
7501	15	11-03-2024	LAKHISARAI	SURAUGARHA	RAMPUR	90	N	N	N	N	N	Y	Y
7501	14	07-03-2024	LAKHISARAI	SURAUGARHA	MAHESHAPUR	80	Y	Y	Y	Y	Y	Y	Y

ANNEX III - PART A

QUARTERLY REPORT ON CONDUCT OF SPECIAL CAMPS BY FLCs (GOING DIGITAL) : Annexure-2 Part(A)													
AS ON 31.03.2024													
Bank Name	FLC Code	Sr. No. of Camp	Date of special camp	District	Block	Village	No Of Participant	LDM	DDM	Stakeholders present (Indicate Y/N)			Others
										LDO	Local Govt	NGO	
DAKSHIN BIHAR GRAMIN BANK	7501	13	04-03-2024	LAKHISARAI	SURAGARHA	ABGILRAMPIPUR	70	Y	Y	N	N	Y	Y
DAKSHIN BIHAR GRAMIN BANK	7501	12	01-03-2024	LAKHISARAI	SURAGARHA	CHANDANPURA	80	Y	Y	N	N	N	Y
DAKSHIN BIHAR GRAMIN BANK	7501	11	20-02-2024	LAKHISARAI	HALSI	SIRKINDI	77	Y	Y	N	N	N	Y
DAKSHIN BIHAR GRAMIN BANK	7501	10	19-02-2024	LAKHISARAI	HALSI	HALSI	65	Y	Y	N	N	N	Y
DAKSHIN BIHAR GRAMIN BANK	7501	9	06-02-2024	LAKHISARAI	HALSI	BALLOPUR	80	Y	Y	N	N	N	Y
DAKSHIN BIHAR GRAMIN BANK	7501	8	05-02-2024	LAKHISARAI	HALSI	BHANPURA	90	Y	Y	N	N	N	Y
DAKSHIN BIHAR GRAMIN BANK	7501	7	01-02-2024	LAKHISARAI	HALSI	PRATAPPUR	60	Y	Y	N	N	N	Y
DAKSHIN BIHAR GRAMIN BANK	7501	6	20-01-2024	LAKHISARAI	HALSI	KAINDI	70	Y	Y	N	N	N	Y
DAKSHIN BIHAR GRAMIN BANK	7501	5	18-01-2024	LAKHISARAI	HALSI	DHIRA	85	Y	Y	N	N	N	Y
DAKSHIN BIHAR GRAMIN BANK	7501	4	17-01-2024	LAKHISARAI	LAKHISARAI	NIMCHAK	80	Y	Y	N	N	N	Y
DAKSHIN BIHAR GRAMIN BANK	7501	3	16-01-2024	LAKHISARAI	LAKHISARAI	AMHARA	70	Y	Y	N	N	N	Y
DAKSHIN BIHAR GRAMIN BANK	7501	2	03-01-2024	LAKHISARAI	LAKHISARAI	BALGUDAR	60	Y	Y	N	N	N	Y
DAKSHIN BIHAR GRAMIN BANK	7701	12	15-03-2024	Begusarai	mansurchak	SALONACHAK	50	Y	Y	N	N	N	Y
DAKSHIN BIHAR GRAMIN BANK	7701	11	13-03-2024	Begusarai	barauni	novol	30	Y	Y	N	N	N	Y
DAKSHIN BIHAR GRAMIN BANK	7701	10	05-03-2024	Begusarai	barauni	rajwara	31	Y	Y	N	N	N	Y
DAKSHIN BIHAR GRAMIN BANK	7701	9	01-03-2024	Begusarai	manjhaul	nipaniya	38	Y	Y	N	N	N	Y
DAKSHIN BIHAR GRAMIN BANK	7701	8	12-02-2024	Begusarai	mathihani	bhabhargama	37	Y	Y	N	N	N	Y
DAKSHIN BIHAR GRAMIN BANK	7701	7	09-02-2024	Begusarai	bachhwada	rachyahi	31	Y	Y	N	N	N	Y
DAKSHIN BIHAR GRAMIN BANK	7701	6	07-02-2024	Begusarai	bachhwada	rani	36	Y	Y	N	N	N	Y
DAKSHIN BIHAR GRAMIN BANK	7701	5	02-02-2024	Begusarai	manjhaul	narepur	33	Y	Y	N	N	N	Y
DAKSHIN BIHAR GRAMIN BANK	7701	4	10-01-2024	Begusarai	sanebapur kamal	alandarpur	39	Y	Y	N	N	N	Y
DAKSHIN BIHAR GRAMIN BANK	7701	3	08-01-2024	Begusarai	barauni	kurha	37	Y	Y	N	N	N	Y
DAKSHIN BIHAR GRAMIN BANK	7701	2	05-01-2024	Begusarai	barauni	sinariya	32	Y	Y	N	N	N	Y
DAKSHIN BIHAR GRAMIN BANK	7701	1	03-01-2024	Begusarai	mathihani	bihat	36	Y	Y	N	N	N	Y
DAKSHIN BIHAR GRAMIN BANK	7901	49	19-03-2024	Sheikhpura	Ghaat Kusumbha	safapur	31	Y	Y	N	N	N	Y
DAKSHIN BIHAR GRAMIN BANK	7901	48	19-03-2024	Sheikhpura	Ghaat Kusumbha	Dhanuk TolaGaga	47	Y	Y	N	N	N	Y
DAKSHIN BIHAR GRAMIN BANK	7901	47	16-03-2024	Sheikhpura	Barbigha	Sarwa	22	Y	Y	N	N	N	Y
DAKSHIN BIHAR GRAMIN BANK	7901	46	16-03-2024	Sheikhpura	Barbigha	Balwapar	45	Y	Y	N	N	N	Y
DAKSHIN BIHAR GRAMIN BANK	7901	45	16-03-2024	Sheikhpura	Barbigha	Kuttub C-ak	40	Y	Y	N	N	N	Y
DAKSHIN BIHAR GRAMIN BANK	7901	44	03-01-2024	Sheikhpura	Sheikhpursarai	Rajo Singh High	88	Y	Y	N	N	N	Y
DAKSHIN BIHAR GRAMIN BANK	7901	43	03-01-2024	Sheikhpura	Barbigha	High Secondary	92	Y	Y	N	N	N	Y
DAKSHIN BIHAR GRAMIN BANK	7901	42	03-01-2024	Sheikhpura	Barbigha	Marry Angreji S	110	Y	Y	N	N	N	Y
DAKSHIN BIHAR GRAMIN BANK	7901	41	29-02-2024	Sheikhpura	Barbigha	Unch Vidyalaya	118	Y	Y	N	N	N	Y
DAKSHIN BIHAR GRAMIN BANK	7901	40	29-02-2024	Sheikhpura	Barbigha	Unch Vidyalaya	102	Y	Y	N	N	N	Y
DAKSHIN BIHAR GRAMIN BANK	7901	39	28-02-2024	Sheikhpura	Chewara	Sijhori	36	Y	Y	N	N	N	Y
DAKSHIN BIHAR GRAMIN BANK	7901	38	28-02-2024	Sheikhpura	Chewara	Chewara	36	Y	Y	N	N	N	Y
DAKSHIN BIHAR GRAMIN BANK	7901	37	27-02-2024	Sheikhpura	Sheikhpura	Chandni Chowk	52	Y	Y	N	N	N	Y
DAKSHIN BIHAR GRAMIN BANK	7901	36	27-02-2024	Sheikhpura	Chewara	Lahana	62	Y	Y	N	N	N	Y
DAKSHIN BIHAR GRAMIN BANK	7901	35	26-02-2024	Sheikhpura	Sheikhpura	Chandni Chowk	40	Y	Y	N	N	N	Y
DAKSHIN BIHAR GRAMIN BANK	7901	34	06-02-2024	Sheikhpura	Areri	Baruna	312	Y	Y	N	N	N	Y
DAKSHIN BIHAR GRAMIN BANK	7901	33	06-02-2024	Sheikhpura	Areri	Beilchi	105	Y	Y	N	N	N	Y
DAKSHIN BIHAR GRAMIN BANK	7901	32	06-02-2024	Sheikhpura	Sheikhpura	Gabbe	110	Y	Y	N	N	N	Y
DAKSHIN BIHAR GRAMIN BANK	7901	31	05-02-2024	Sheikhpura	Barbigha	shepar	92	Y	Y	N	N	N	Y
DAKSHIN BIHAR GRAMIN BANK	7901	30	05-02-2024	Sheikhpura	Sheikhpura	Gaugar	136	Y	Y	N	N	N	Y
DAKSHIN BIHAR GRAMIN BANK	7901	29	05-02-2024	Sheikhpura	Sheikhpura	Maafu	121	Y	Y	N	N	N	Y
DAKSHIN BIHAR GRAMIN BANK	7901	28	03-02-2024	Sheikhpura	Chewara	Barari	111	Y	Y	N	N	N	Y
DAKSHIN BIHAR GRAMIN BANK	7901	27	02-02-2024	Sheikhpura	Sheikhpur Sara	Sugia	112	Y	Y	N	N	N	Y
DAKSHIN BIHAR GRAMIN BANK	7901	26	02-02-2024	Sheikhpura	Barbigha	Samasbujurg	162	Y	Y	N	N	N	Y
DAKSHIN BIHAR GRAMIN BANK	7901	25	02-02-2024	Sheikhpura	Barbigha	Teus	150	Y	Y	N	N	N	Y

QUARTERLY REPORT ON CONDUCT OF SPECIAL CAMPS BY FLCs (GOING DIGITAL) - Annexure-2 Part(A)
AS ON 31.03.2024

Bank Name	FLC Code	Sr. No. of Camp	Date of special camp	District	Block	Village	No Of Participant	Stakeholders present (Indicate Y/N)					Others	
								LDM	DDM	LDO	Local Govt	NGO		
DAKSHIN BIHAR GRAMIN BANK	7901	24	24-01-2024	Sheikhpura	Sheikhpura sara	Nini	55	Y	N	N	Y	N	N	Y
DAKSHIN BIHAR GRAMIN BANK	7901	23	23-01-2024	Sheikhpura	Chewara	Chewara	53	Y	Y	N	Y	N	N	N
DAKSHIN BIHAR GRAMIN BANK	7901	22	20-01-2024	Sheikhpura	Barbigha	Ramiancur	91	N	N	N	Y	N	N	Y
DAKSHIN BIHAR GRAMIN BANK	7901	21	20-01-2024	Sheikhpura	Barbigha	Babhanangema	94	N	N	N	Y	N	N	Y
DAKSHIN BIHAR GRAMIN BANK	7901	20	20-01-2024	Sheikhpura	Barbigha	Bullachak	87	N	N	N	Y	N	N	Y
DAKSHIN BIHAR GRAMIN BANK	7901	19	19-01-2024	Sheikhpura	Sheikhpura	Ramraipur	77	N	N	N	Y	N	N	Y
DAKSHIN BIHAR GRAMIN BANK	7901	18	19-01-2024	Sheikhpura	Ramraipur	Ramraipur	85	N	N	N	Y	N	N	Y
DAKSHIN BIHAR GRAMIN BANK	7901	17	19-01-2024	Sheikhpura	Barbigha	Naagdih	90	N	N	N	Y	N	N	Y
DAKSHIN BIHAR GRAMIN BANK	7901	16	19-01-2024	Sheikhpura	Barbigha	Maldah	91	N	N	N	Y	N	N	Y
DAKSHIN BIHAR GRAMIN BANK	7901	15	18-01-2024	Sheikhpura	Sheikhpura	Kasadh	108	N	N	N	Y	N	N	Y
DAKSHIN BIHAR GRAMIN BANK	7901	14	18-01-2024	Sheikhpura	Sheikhpura	Efril	80	N	N	N	Y	N	N	Y
DAKSHIN BIHAR GRAMIN BANK	7901	13	18-01-2024	Sheikhpura	Sheikhpura	Bhodih	129	N	N	N	Y	N	N	Y
DAKSHIN BIHAR GRAMIN BANK	7901	12	17-01-2024	Sheikhpura	Chewara	Lahana	105	N	N	N	Y	N	N	Y
DAKSHIN BIHAR GRAMIN BANK	7901	11	17-01-2024	Sheikhpura	Chewara	Lufaut	90	N	N	N	Y	N	N	Y
DAKSHIN BIHAR GRAMIN BANK	7901	10	17-01-2024	Sheikhpura	Chewara	Chhatiyara	156	N	N	N	Y	N	N	Y
DAKSHIN BIHAR GRAMIN BANK	7901	9	16-01-2024	Sheikhpura	Ariari	Moholi	85	N	N	N	Y	N	N	Y
DAKSHIN BIHAR GRAMIN BANK	7901	8	16-01-2024	Sheikhpura	Ariari	Hussalnabad	112	N	N	N	Y	N	N	Y
DAKSHIN BIHAR GRAMIN BANK	7901	7	15-01-2024	Sheikhpura	Chewara	Barari	85	N	N	N	Y	N	N	Y
DAKSHIN BIHAR GRAMIN BANK	7901	6	15-01-2024	Sheikhpura	Chewara	Chakandara	61	N	N	N	Y	N	N	Y
DAKSHIN BIHAR GRAMIN BANK	7901	5	15-01-2024	Sheikhpura	Sheikhpura	Sultanpur	62	N	N	N	Y	N	N	Y
DAKSHIN BIHAR GRAMIN BANK	7901	4	15-01-2024	Sheikhpura	Sheikhpura	Kaiyathana	69	N	N	N	Y	N	N	Y
DAKSHIN BIHAR GRAMIN BANK	7901	3	01-12-2024	Sheikhpura	Sheikhpura	Mehus	101	N	N	N	Y	N	N	Y
DAKSHIN BIHAR GRAMIN BANK	7901	2	01-12-2024	Sheikhpura	Sheikhpura	Hathiyama	77	N	N	N	Y	N	N	Y
DAKSHIN BIHAR GRAMIN BANK	8001	1	01-12-2024	Sheikhpura	Sheikhpura	Kaare	117	N	N	N	Y	N	N	Y
DAKSHIN BIHAR GRAMIN BANK	8001	16	20-03-2024	BHAGALPUR	NATHNAGAR	KARAILA	27	N	N	N	Y	Y	N	Y
DAKSHIN BIHAR GRAMIN BANK	8001	15	13-03-2024	BHAGALPUR	Kharik Bazar	AKIDATPUR	48	N	N	N	Y	Y	N	Y
DAKSHIN BIHAR GRAMIN BANK	8001	14	04-03-2024	BHAGALPUR	MIRACHAK	MIRACHAK	63	N	N	N	Y	Y	N	Y
DAKSHIN BIHAR GRAMIN BANK	8001	13	29-02-2024	BHAGALPUR	JAGDISHPUR	MANIK SARKAR	70	N	N	N	Y	N	N	Y
DAKSHIN BIHAR GRAMIN BANK	8001	12	29-02-2024	BHAGALPUR	JAGDISHPUR	CHHOTI KHANJARP	51	N	N	N	Y	Y	N	Y
DAKSHIN BIHAR GRAMIN BANK	8001	11	28-02-2024	BHAGALPUR	SHAHKUND	JAGARIA	32	N	N	N	Y	Y	N	Y
DAKSHIN BIHAR GRAMIN BANK	8001	10	21-02-2024	BHAGALPUR	NAUGACHIA	MADRANI	47	N	N	N	Y	Y	N	Y
DAKSHIN BIHAR GRAMIN BANK	8001	9	16-02-2024	BHAGALPUR	GOPALPUR	KAMILAKUND	39	N	N	N	Y	Y	N	Y
DAKSHIN BIHAR GRAMIN BANK	8001	8	12-02-2024	BHAGALPUR	NATHNAGAR	RAMPURKHURD	42	N	N	N	Y	Y	N	Y
DAKSHIN BIHAR GRAMIN BANK	8001	7	05-02-2024	BHAGALPUR	PIRPANTI	HARINKOL	38	N	N	N	Y	Y	N	Y
DAKSHIN BIHAR GRAMIN BANK	8001	6	22-01-2024	BHAGALPUR	SHAHKUND	DASPUR	33	N	N	N	Y	Y	N	Y
DAKSHIN BIHAR GRAMIN BANK	8001	5	13-01-2024	BHAGALPUR	SABOUR	SARDHC	33	N	N	N	Y	Y	N	Y
DAKSHIN BIHAR GRAMIN BANK	8001	4	10-01-2024	BHAGALPUR	SABOUR	CHANDHERI	38	N	N	N	Y	Y	N	Y
DAKSHIN BIHAR GRAMIN BANK	8001	3	08-01-2024	BHAGALPUR	ISMALPUR	PARBATA	47	N	N	N	Y	Y	N	Y
DAKSHIN BIHAR GRAMIN BANK	8001	2	06-01-2024	BHAGALPUR	SABOUR	FATEHPUR	53	N	N	N	Y	Y	N	Y
DAKSHIN BIHAR GRAMIN BANK	8001	1	02-01-2024	BHAGALPUR	NARAYANPUR	RAIPUR	45	N	N	N	Y	Y	N	Y
DAKSHIN BIHAR GRAMIN BANK	8101	3	06-01-2024	JEHANABAD	JEHANABAD	IMALAHCHAK	56	Y	N	N	Y	Y	N	Y
DAKSHIN BIHAR GRAMIN BANK	8101	2	04-01-2024	JEHANABAD	JEHANABAD	SALEMPUR	42	N	N	N	Y	Y	N	Y
DAKSHIN BIHAR GRAMIN BANK	8101	1	02-01-2024	JEHANABAD	JEHANABAD	KARAJNA	45	N	N	N	Y	Y	N	Y
DAKSHIN BIHAR GRAMIN BANK	8101	12	28-03-2024	JEHANABAD	MAKHUMPUR	MAHMADPUR	37	N	N	N	Y	Y	N	Y
DAKSHIN BIHAR GRAMIN BANK	8101	11	21-03-2024	JEHANABAD	MAKHUMPUR	BANDEYA	36	N	N	N	Y	Y	N	Y
DAKSHIN BIHAR GRAMIN BANK	8101	10	15-03-2024	JEHANABAD	MAKHUMPUR	MAHEWA	44	N	N	N	Y	Y	N	Y
DAKSHIN BIHAR GRAMIN BANK	8101	9	13-03-2024	JEHANABAD	GHOSHI	BHAKHRA	33	N	N	N	Y	Y	N	Y
DAKSHIN BIHAR GRAMIN BANK	8101	8	11-03-2024	JEHANABAD	GHOSHI	GHOSHI BAZAR	48	N	N	N	Y	Y	N	Y
DAKSHIN BIHAR GRAMIN BANK	8101	7	04-03-2024	JEHANABAD	GHOSHI	SAHO BIGHA	50	N	N	N	Y	Y	N	Y
DAKSHIN BIHAR GRAMIN BANK	8101	6	20-02-2024	JEHANABAD	KAKO	DAKSHINI	48	N	N	N	Y	Y	N	Y

ANNEX III - PART A

QUARTERLY REPORT ON CONDUCT OF SPECIAL CAMPS BY FLC: (GOING DIGITAL): Annexure-2 Part(A) AS ON 31.03.2024														
Bank Name	FLC Code	Sr. No. of Camp	Date of special camp	District	Block	Village	No Of Participant	Stakeholders present (Indicate Y/N)					Others	
								LDO	Local Govt	NGO	BC	Y/N		
DAKSHIN BIHAR GRAMIN BANK	8101	5	12-02-2024	JEHANAABAD	KAKO	BIBIPUR	47	N	Y	N	N	Y		
DAKSHIN BIHAR GRAMIN BANK	8101	4	10-01-2024	JEHANAABAD	KAKO	BEMAI	43	N	N	N	N	Y		
DAKSHIN BIHAR GRAMIN BANK	8501	8	28-03-2024	Khagaria	alauli	sarjhaudi	31	N	N	N	N	Y		
DAKSHIN BIHAR GRAMIN BANK	8501	7	01-03-2024	Khagaria	alauli	H.S Khutya	52	N	N	N	N	Y		
DAKSHIN BIHAR GRAMIN BANK	8501	6	01-03-2024	Khagaria	alauli	mohampur	33	N	N	N	N	Y		
DAKSHIN BIHAR GRAMIN BANK	8501	5	29-02-2024	Khagaria	alauli	Dahma	34	N	N	N	N	Y		
DAKSHIN BIHAR GRAMIN BANK	8501	4	29-02-2024	Khagaria	alauli	H.S Chatar	55	N	N	N	N	Y		
DAKSHIN BIHAR GRAMIN BANK	8501	3	01-02-2024	Khagaria	Khagaria	bachauka	39	N	N	N	N	Y		
DAKSHIN BIHAR GRAMIN BANK	8501	2	30-01-2024	Khagaria	Khagaria	durgapur	36	N	N	N	N	Y		
DAKSHIN BIHAR GRAMIN BANK	10901	6	15-03-2024	ARWAL	KALER	rasauk	38	N	Y	N	N	Y		
DAKSHIN BIHAR GRAMIN BANK	10901	5	23-02-2024	ARWAL	KALER	AGNOOR	32	N	N	N	N	Y		
DAKSHIN BIHAR GRAMIN BANK	10901	4	02-02-2024	ARWAL	KALER	USHARI	41	N	N	N	N	Y		
DAKSHIN BIHAR GRAMIN BANK	10901	3	20-01-2024	ARWAL	VANSHI	SONBHADRA	38	N	N	N	N	Y		
DAKSHIN BIHAR GRAMIN BANK	10901	2	12-01-2024	ARWAL	KURTHA	MANIKPUR	43	N	N	N	N	Y		
DAKSHIN BIHAR GRAMIN BANK	10901	1	06-01-2024	ARWAL	ARWAL	RAMPUR CHAURAM	47	N	N	N	N	Y		
UTTAR BIHAR GRAMIN BANK	4802	51	02-03-2024	SUPAUL	ARWAL	ARWAL	57	N	N	N	N	Y		
UTTAR BIHAR GRAMIN BANK	4802	50	02-03-2024	SUPAUL	MARAUNA	MARAUNA	44	N	N	N	N	Y		
UTTAR BIHAR GRAMIN BANK	4802	49	02-03-2024	SUPAUL	RAGHOPUR	SIMRAHI BAZAR	41	N	N	N	N	Y		
UTTAR BIHAR GRAMIN BANK	4802	48	02-03-2024	SUPAUL	TRIBENIGANJ	SUKHPUR	46	N	N	N	N	Y		
UTTAR BIHAR GRAMIN BANK	4802	47	05-01-2024	SUPAUL	TRIBENIGANJ	JAD AHAT	45	N	N	N	N	Y		
UTTAR BIHAR GRAMIN BANK	4802	46	29-02-2024	SUPAUL	MARAUNA	MARAUNA	42	N	N	N	N	Y		
UTTAR BIHAR GRAMIN BANK	4802	33	29-02-2024	SUPAUL	PIPRA	MAHESHUPUR	42	N	N	N	N	Y		
UTTAR BIHAR GRAMIN BANK	4802	30	28-02-2024	SUPAUL	SARAIGARH BHAPT	BHAPTIAH	41	N	N	N	N	Y		
UTTAR BIHAR GRAMIN BANK	4802	27	28-02-2024	SUPAUL	PIPRA	THUMHA	41	N	N	N	N	Y		
UTTAR BIHAR GRAMIN BANK	4802	21	29-02-2024	SUPAUL	PIPRA	PIPRA	44	N	N	N	N	Y		
UTTAR BIHAR GRAMIN BANK	4802	20	29-02-2024	SUPAUL	TRIBENIGANJ	PARSAGASHI	44	N	N	N	N	Y		
UTTAR BIHAR GRAMIN BANK	4802	19	26-02-2024	SUPAUL	RAGHOPUR	BISHANPU DAULAT	44	N	N	N	N	Y		
UTTAR BIHAR GRAMIN BANK	4802	18	26-02-2024	SUPAUL	RAGHOPUR	SIMRAHI BAZAR	49	N	N	N	N	Y		
UTTAR BIHAR GRAMIN BANK	4802	17	06-01-2024	SUPAUL	BASANTPUR	BIRPUR	44	N	N	N	N	Y		
UTTAR BIHAR GRAMIN BANK	4802	16	06-01-2024	SUPAUL	SUPAUL	SUKHPUR	47	N	N	N	N	Y		
UTTAR BIHAR GRAMIN BANK	4802	15	06-01-2024	SUPAUL	TRIBENIGANJ	JADIAHAT	46	N	N	N	N	Y		
UTTAR BIHAR GRAMIN BANK	4802	14	06-01-2024	SUPAUL	MARAUNA	MARAUNA	44	N	N	N	N	Y		
UTTAR BIHAR GRAMIN BANK	4902	20	02-03-2024	KISHANGANJ	KOCHADHAMAN	JANTAHAT	48	N	N	N	N	Y		
UTTAR BIHAR GRAMIN BANK	4902	19	29-02-2024	KISHANGANJ	KOCHADHAMAN	JANTA HAT	47	N	N	N	N	Y		
UTTAR BIHAR GRAMIN BANK	4902	18	11-01-2024	KISHANGANJ	KISHANGANJ	HALIM CHOWK	40	N	N	N	N	Y		
UTTAR BIHAR GRAMIN BANK	4902	16	08-01-2024	KISHANGANJ	BAHADURGANJ	GANGI	42	N	N	N	N	Y		
UTTAR BIHAR GRAMIN BANK	4902	15	01-03-2024	KISHANGANJ	THAKURGANJ	GALGALA	41	N	N	N	N	Y		
UTTAR BIHAR GRAMIN BANK	4902	11	26-02-2024	KISHANGANJ	POTHIA	CHHATTARGACHH	41	N	N	N	N	Y		
UTTAR BIHAR GRAMIN BANK	4902	10	01-03-2024	KISHANGANJ	PO-HIA	CHATTARGACHH	47	N	N	N	N	Y		
UTTAR BIHAR GRAMIN BANK	4902	8	28-02-2024	KISHANGANJ	BAHADURGANJ	BISHANPUR HAT	48	N	N	N	N	Y		
UTTAR BIHAR GRAMIN BANK	4902	7	10-01-2024	KISHANGANJ	KOCHADHAMAN	BISHANPUR HAT	48	N	N	N	N	Y		
UTTAR BIHAR GRAMIN BANK	4902	5	27-02-2024	KISHANGANJ	KISHANGANJ	BELWA	51	N	N	N	N	Y		
UTTAR BIHAR GRAMIN BANK	4902	30	28-02-2024	KISHANGANJ	BAHADURGANJ	LRP CHOWK	41	N	N	N	N	Y		
UTTAR BIHAR GRAMIN BANK	4902	29	08-01-2024	KISHANGANJ	BAHADURGANJ	LRP CHOWK	41	N	N	N	N	Y		
UTTAR BIHAR GRAMIN BANK	4902	28	05-03-2024	KISHANGANJ	KISHANGANJ	LAHRA CHOWK	54	N	N	N	N	Y		
UTTAR BIHAR GRAMIN BANK	4902	27	27-02-2024	KISHANGANJ	KISHANGANJ	LAHRA CHOWK	40	N	N	N	N	Y		
UTTAR BIHAR GRAMIN BANK	4902	26	11-01-2024	KISHANGANJ	KISHANGANJ	KISHANGAWI	54	N	N	N	N	Y		
UTTAR BIHAR GRAMIN BANK	4902	24	21-02-2024	KISHANGANJ	KISHANGANJ	KHAGRA	41	N	N	N	N	Y		
UTTAR BIHAR GRAMIN BANK	4902	21	02-03-2024	KISHANGANJ	TERRAGACHH	JHALA	41	N	N	N	N	Y		

QUARTERLY REPORT ON CONDUCT OF SPECIAL CAMPS BY FLCs (GOING DIGITAL) : Annexure-2 Part(A)
AS ON 31.03.2024

Bank Name	FLC Code	Sr. No. of Camp	Date of special camp	District	Block	Village	No Of Participants	Stakeholders present (Indicate Y/N)					Others
								LDM	DDM	LDO	Local Govt	NGO	
UTTAR BIHAR GRAMIN BANK	5002	10	12-01-2024	Siwan	Riga	Babhangama	47	N	N	N	Y	Y	
UTTAR BIHAR GRAMIN BANK	5002	9	11-01-2024	Siwan	Nanpur	Bhadian	41	N	N	N	Y	Y	
UTTAR BIHAR GRAMIN BANK	5002	8	10-01-2024	Siwan	Rumnisaidpur	Athri	41	N	N	N	Y	Y	
UTTAR BIHAR GRAMIN BANK	5002	18	23-02-2024	Siwan	Choraut	Choraut	48	N	N	N	Y	Y	
UTTAR BIHAR GRAMIN BANK	5002	17	29-02-2024	Siwan	Bathnaha	Jogbana	43	N	N	N	Y	Y	
UTTAR BIHAR GRAMIN BANK	5002	16	22-02-2024	Siwan	Blajpti	Blajpti	48	N	N	N	Y	Y	
UTTAR BIHAR GRAMIN BANK	5002	15	23-02-2024	Siwan	Choraut	Yaadupatti	47	N	N	N	Y	Y	
UTTAR BIHAR GRAMIN BANK	5002	14	28-02-2024	Siwan	Nanpur	Bhadian	40	N	N	N	Y	Y	
UTTAR BIHAR GRAMIN BANK	5002	13	17-01-2024	Siwan	Dumra	Kumma	47	N	N	N	Y	Y	
UTTAR BIHAR GRAMIN BANK	5002	12	16-01-2024	Siwan	Rumnisaidpur	Manikchowk	44	N	N	N	Y	Y	
UTTAR BIHAR GRAMIN BANK	5302	7	09-01-2024	EAST CHAMPARAN	DHAKA	DHAKA	77	N	N	N	Y	Y	
UTTAR BIHAR GRAMIN BANK	5302	6	11-01-2024	EAST CHAMPARAN	ARERAJ	ARERAJ	45	N	N	N	Y	Y	
UTTAR BIHAR GRAMIN BANK	5302	5	10-01-2024	EAST CHAMPARAN	SHIKARGANJ	SHIKARGANJ	62	N	N	N	Y	Y	
UTTAR BIHAR GRAMIN BANK	5302	4	12-01-2024	EAST CHAMPARAN	PAKRIDAYAL	PAKRIDAYAL	69	N	N	N	Y	Y	
UTTAR BIHAR GRAMIN BANK	5302	3	10-01-2024	EAST CHAMPARAN	LAKHAURA	LAKHAURA	67	N	N	N	Y	Y	
UTTAR BIHAR GRAMIN BANK	5302	2	10-01-2024	EAST CHAMPARAN	JANPUL CHOWK	JANPUL CHOWK	59	N	N	N	Y	Y	
UTTAR BIHAR GRAMIN BANK	5402	1	12-01-2024	EAST CHAMPARAN	MIRPUR	MIRPUR	64	N	N	N	Y	Y	
UTTAR BIHAR GRAMIN BANK	5402	5	28-02-2024	Madhubani	Ladania	Ekhari	50	N	N	N	Y	Y	
UTTAR BIHAR GRAMIN BANK	5402	4	27-02-2024	Madhubani	Ladania	Tenuahi	35	N	N	N	Y	Y	
UTTAR BIHAR GRAMIN BANK	5402	3	26-02-2024	Madhubani	Ghogharidhi	Garatol	44	N	N	N	Y	Y	
UTTAR BIHAR GRAMIN BANK	5402	2	20-01-2024	Madhubani	Khutauna	Shula	43	N	N	N	Y	Y	
UTTAR BIHAR GRAMIN BANK	5402	1	18-01-2024	Madhubani	Madhepur	Karhara	37	N	N	N	Y	Y	
UTTAR BIHAR GRAMIN BANK	5402	10	24-01-2024	Madhubani	Bisfi	SINGHASO	45	N	N	N	Y	Y	
UTTAR BIHAR GRAMIN BANK	5402	9	27-02-2024	Madhubani	Bisfi	KHAIRI BANKA	38	N	N	N	Y	Y	
UTTAR BIHAR GRAMIN BANK	5402	8	29-02-2024	Madhubani	Pandaul	SINGHYA	51	N	N	N	Y	Y	
UTTAR BIHAR GRAMIN BANK	5402	7	29-02-2024	Madhubani	Pandaul	BELAHI	44	N	N	N	Y	Y	
UTTAR BIHAR GRAMIN BANK	5402	6	19-03-2024	Madhubani	Andhrathari	deohar	51	N	N	N	Y	Y	
UTTAR BIHAR GRAMIN BANK	5402	15	08-01-2024	Madhubani	Bisfi	SINGHYA	47	N	N	N	Y	Y	
UTTAR BIHAR GRAMIN BANK	5402	14	30-01-2024	Madhubani	Pandaul	SHREEPUR HATTI	39	N	N	N	Y	Y	
UTTAR BIHAR GRAMIN BANK	5402	13	29-01-2024	Madhubani	Pandaul	DAHIBHAT MADHOP	34	N	N	N	Y	Y	
UTTAR BIHAR GRAMIN BANK	5402	12	28-02-2024	Madhubani	Rainagar	SUGAUNA	45	N	N	N	Y	Y	
UTTAR BIHAR GRAMIN BANK	5402	11	28-02-2024	Madhubani	Pandaul	DAIIBHAT MADHOP	35	N	N	N	Y	Y	
UTTAR BIHAR GRAMIN BANK	5702	5	15-01-2024	Siwan	HUSSAINGANJ	Jurkan	31	N	N	N	Y	Y	
UTTAR BIHAR GRAMIN BANK	5702	4	12-01-2024	Siwan	RAGHUNATHPUR	Surajbela	44	N	N	N	Y	Y	
UTTAR BIHAR GRAMIN BANK	5702	3	10-01-2024	Siwan	PACHRUKHI	Bharathpura	29	N	N	N	Y	Y	
UTTAR BIHAR GRAMIN BANK	5702	2	10-01-2024	Siwan	BARHARIA	"BARHARIYA JA	51	N	N	N	Y	Y	
UTTAR BIHAR GRAMIN BANK	5702	1	04-01-2024	Siwan	ANDAR	Singahi	38	N	N	N	Y	Y	
UTTAR BIHAR GRAMIN BANK	5702	9	26-02-2024	Siwan	GORAIVA KOTHI	Pahleipur	39	N	N	N	Y	Y	
UTTAR BIHAR GRAMIN BANK	5702	8	26-02-2024	Siwan	RAGHUNATHPUR	Deopur	37	N	N	N	Y	Y	
UTTAR BIHAR GRAMIN BANK	5702	7	23-01-2024	Siwan	GUTHARI	Guthari	27	N	N	N	Y	Y	
UTTAR BIHAR GRAMIN BANK	5702	6	17-01-2024	Siwan	DARUNDA	Chintamanpur	39	N	N	N	Y	Y	
UTTAR BIHAR GRAMIN BANK	5702	12	27-02-2024	Siwan	MAHARAIGANJ	Jaliapatti	22	N	N	N	Y	Y	
UTTAR BIHAR GRAMIN BANK	5702	11	27-02-2024	Siwan	LAKARI NABIGANJ	Khawaspur	48	N	N	N	Y	Y	
UTTAR BIHAR GRAMIN BANK	6202	10	26-02-2024	Siwan	HASANPURA	MandrauliMand	27	N	N	N	Y	Y	
UTTAR BIHAR GRAMIN BANK	6202	7	12-01-2024	MUZAFFARPUR	MUSHARI	PAKKISARAI	45	N	N	N	Y	Y	
UTTAR BIHAR GRAMIN BANK	6202	6	12-01-2024	MUZAFFARPUR	MUSHARI	LAXMI CHOWK	40	N	N	N	Y	Y	
UTTAR BIHAR GRAMIN BANK	6202	5	11-01-2024	MUZAFFARPUR	MUSHARI	SALHA	55	N	N	N	Y	Y	
UTTAR BIHAR GRAMIN BANK	6202	4	11-01-2024	MUZAFFARPUR	MINAPUR	RAMPUR HARI	45	N	N	N	Y	Y	
UTTAR BIHAR GRAMIN BANK	6202	3	10-01-2024	MUZAFFARPUR	MINAPUR	ALINEORA	50	N	N	N	Y	Y	

QUARTERLY REPORT ON CONDUCT OF SPECIAL CAMPS BY FLCs (GOING DIGITAL) : Annexure-2 Part(A)
AS ON 31.03.2024

Bank Name	FLC Code	Sr. No. of Camp	Date of special camp	District	Block	Village	No Of Participants	Stakeholders present (Indicate Y/N)					
								LDM	DDM	LDO	Local Govt	NGO	BC
UTTAR BIHAR GRAMIN BANK	6202	2	10-01-2024	MUZAFFARPUR	MINAPUR	GANJ BAZAAR	42	N	N	N	N	N	Y
UTTAR BIHAR GRAMIN BANK	6202	1	09-01-2024	MUZAFFARPUR	MURAU	PLIKHI CHOWK	45	N	N	N	N	N	Y
UTTAR BIHAR GRAMIN BANK	6302	7	12-01-2024	Gopalganj	Thawe	Indrawa	60	N	N	N	N	N	Y
UTTAR BIHAR GRAMIN BANK	6302	6	11-01-2024	Gopalganj	Uchkagaon	Arna	50	N	N	N	N	N	Y
UTTAR BIHAR GRAMIN BANK	6302	5	10-01-2024	Gopalganj	Barauli	Bagehi	80	N	N	N	N	N	Y
UTTAR BIHAR GRAMIN BANK	6302	4	09-01-2024	Gopalganj	Barauli	Barauli	79	N	N	N	N	N	Y
UTTAR BIHAR GRAMIN BANK	6302	3	06-01-2024	Gopalganj	Barauli	Sarfara Market	105	N	N	N	N	N	Y
UTTAR BIHAR GRAMIN BANK	6302	2	04-01-2024	Gopalganj	Kateya	Gaura	110	N	N	N	N	N	Y
UTTAR BIHAR GRAMIN BANK	6302	1	04-01-2024	Gopalganj	Kateya	Kateya	210	N	N	N	N	N	Y
UTTAR BIHAR GRAMIN BANK	6302	12	28-02-2024	Gopalganj	Hathua	Line Bazar	68	N	N	N	N	N	Y
UTTAR BIHAR GRAMIN BANK	6302	11	27-02-2024	Gopalganj	Sidhwaliya	Sher	43	N	N	N	N	N	Y
UTTAR BIHAR GRAMIN BANK	6302	10	27-02-2024	Gopalganj	Sidhwaliya	Sidhwaliya	58	N	N	N	N	N	Y
UTTAR BIHAR GRAMIN BANK	6302	9	26-02-2024	Gopalganj	Manjhagarh	Pipra	35	N	N	N	N	N	Y
UTTAR BIHAR GRAMIN BANK	6402	8	26-02-2024	Gopalganj	Barauli	Madhopur	96	N	N	N	N	N	Y
UTTAR BIHAR GRAMIN BANK	6402	13	17-03-2024	West Champaran	LAURIYA	LAURIYA	29	N	N	N	N	N	Y
UTTAR BIHAR GRAMIN BANK	6402	12	13-03-2024	West Champaran	CHAMPATIYA	CHAMPATIYA	42	N	N	N	N	N	Y
UTTAR BIHAR GRAMIN BANK	6402	11	12-03-2024	West Champaran	MAJHULIYA	JAIKATIA	38	N	N	N	N	N	Y
UTTAR BIHAR GRAMIN BANK	6402	10	11-03-2024	West Champaran	CHAMPATIYA	KUMARBAGH	45	N	N	N	N	N	Y
UTTAR BIHAR GRAMIN BANK	6402	9	28-02-2024	West Champaran	Gaunaha	Amolwa	48	N	N	N	N	N	Y
UTTAR BIHAR GRAMIN BANK	6402	8	27-02-2024	West Champaran	Narkataganj	Narkataganj	35	N	N	N	N	N	Y
UTTAR BIHAR GRAMIN BANK	6402	7	27-02-2024	West Champaran	Narkataganj	Gokhulla	50	N	N	N	N	N	Y
UTTAR BIHAR GRAMIN BANK	6402	6	26-02-2024	West Champaran	Narkataganj	Anjua sugauli 5	25	N	N	N	N	N	Y
UTTAR BIHAR GRAMIN BANK	6402	5	26-02-2024	West Champaran	Narkataganj	Narkataganj sac	30	N	N	N	N	N	Y
UTTAR BIHAR GRAMIN BANK	6402	4	17-01-2024	West Champaran	LAURIYA	LAURIYA	45	N	N	N	N	N	Y
UTTAR BIHAR GRAMIN BANK	6402	3	16-01-2024	West Champaran	CHAMPATIYA	CHAMPATIYA	25	N	N	N	N	N	Y
UTTAR BIHAR GRAMIN BANK	6402	2	15-01-2024	West Champaran	MAJHULIYA	JAIKATIA	36	N	N	N	N	N	Y
UTTAR BIHAR GRAMIN BANK	6402	1	12-01-2024	West Champaran	CHAMPATIYA	KUMARBAGH	44	N	N	N	N	N	Y
UTTAR BIHAR GRAMIN BANK	6502	2	11-01-2024	Sheohar	Sheohar	Tajpur	44	N	N	N	N	N	Y
UTTAR BIHAR GRAMIN BANK	6502	1	10-01-2024	Sheohar	Purnahiya	Purnahiya	44	N	N	N	N	N	Y
UTTAR BIHAR GRAMIN BANK	6502	6	17-01-2024	Sheohar	Tariyani	Tariyani Chowk	43	N	N	N	N	N	Y
UTTAR BIHAR GRAMIN BANK	6502	5	16-01-2024	Sheohar	Dumri Katsari	Dumri Katsari	48	N	N	N	N	N	Y
UTTAR BIHAR GRAMIN BANK	6502	4	15-01-2024	Sheohar	Tariyani	Bindawan	40	N	N	N	N	N	Y
UTTAR BIHAR GRAMIN BANK	6502	3	12-01-2024	Sheohar	Piprahi	Dhankaul	40	N	N	N	N	N	Y
UTTAR BIHAR GRAMIN BANK	6502	7	18-01-2024	Sheohar	Piprahi	Piprahi	44	N	N	N	N	N	Y
UTTAR BIHAR GRAMIN BANK	6602	5	29-02-2024	SARAN	Jalalpur	KOPA	52	N	N	N	N	N	Y
UTTAR BIHAR GRAMIN BANK	6602	4	25-01-2024	SARAN	Isuapur	CHHAPIA	52	N	N	N	N	N	Y
UTTAR BIHAR GRAMIN BANK	6602	3	23-01-2024	SARAN	Mashrak	DHAWRI GOPAL	55	N	N	N	N	N	Y
UTTAR BIHAR GRAMIN BANK	6602	2	10-01-2024	SARAN	Garkha	GARKHA	59	N	N	N	N	N	Y
UTTAR BIHAR GRAMIN BANK	6602	1	03-01-2024	SARAN	Manjhi	MATYAR	50	N	N	N	N	N	Y
UTTAR BIHAR GRAMIN BANK	6602	10	02-03-2024	SARAN	Amnor	SONHO BAZAR	58	N	N	N	N	N	Y
UTTAR BIHAR GRAMIN BANK	6602	9	12-03-2024	SARAN	Baniapur	BHITHI	51	N	N	N	N	N	Y
UTTAR BIHAR GRAMIN BANK	6602	8	14-03-2024	SARAN	Dariyapur	MANGARPAL MURTU	54	N	N	N	N	N	Y
UTTAR BIHAR GRAMIN BANK	6602	7	26-02-2024	SARAN	Mashrak	BAHADURPUR	57	N	N	N	N	N	Y
UTTAR BIHAR GRAMIN BANK	6602	6	27-02-2024	SARAN	Lahadpur	LAHALADPUR	48	N	N	N	N	N	Y
UTTAR BIHAR GRAMIN BANK	6802	1	05-01-2024	MADHEPURA	KUMARKHAND	KUMARKHAND	44	N	N	N	N	N	Y
UTTAR BIHAR GRAMIN BANK	6802	40	29-02-2024	MADHEPURA	KUMARKHAND	SIRIPUR	46	N	N	N	N	N	Y
UTTAR BIHAR GRAMIN BANK	6802	39	29-02-2024	MADHEPURA	ALAM NAGAR	KISHUNPUR RATWA	43	N	N	N	N	N	Y
UTTAR BIHAR GRAMIN BANK	6802	38	29-02-2024	MADHEPURA	CHAUJA	LAJA LAGAN	44	N	N	N	N	N	Y
UTTAR BIHAR GRAMIN BANK	6802	37	28-02-2024	MADHEPURA	MURUGANJ	MUPLGANJ	44	N	N	N	N	N	Y
UTTAR BIHAR GRAMIN BANK	6802	36	28-02-2024	MADHEPURA	ALAM NAGAR	ALAM NAGAR	44	N	N	N	N	N	Y

Sl. No. of Camp	Date of camp	District	Block	Village	Stakeholders present (Indicate Y/N)						
					LDM	DDM	LDO	Local Govt	NGO	BC	Others
6802	35 28-02-2023	MADHEPURA	CHAUSA	KALASHAN	N	N	N	Y	N	Y	Y
6802	34 28-02-2023	MADHEPURA	KUMARKHAND	KUMARKHAND	N	N	N	Y	N	Y	Y
6802	32 28-02-2023	MADHEPURA	KUMARKHAND	RAHTA	N	N	N	Y	N	Y	Y
6802	28 27-02-2023	MADHEPURA	GHAILAR	MATHAI	N	N	N	Y	N	Y	Y
6802	25 27-02-2023	MADHEPURA	GWALPARA	GWALPARA	N	N	N	Y	N	Y	Y
6802	7 06-01-2023	MADHEPURA	KUMARKHAND	SIRPUR	N	N	N	Y	N	Y	Y
6802	5 05-01-2023	MADHEPURA	ALAM NAGAR	KISHUNPUR RATWA	N	N	N	Y	N	Y	Y
6802	5 05-01-2023	MADHEPURA	CHAUSA	LAUA LAGAN	N	N	N	Y	N	Y	Y
6802	4 05-01-2023	MADHEPURA	MURLIGANJ	MURLIGANJ	N	N	N	Y	N	Y	Y
6802	3 05-01-2023	MADHEPURA	ALAM NAGAR	ALAM NAGAR	N	N	N	Y	N	Y	Y
7102	2 05-01-2023	MADHEPURA	CHAUSA	KALASHAN	N	N	N	Y	N	Y	Y
7102	7 20-01-2023	KATIAR	HATBANGORA	HATBANGORA	N	N	N	Y	N	Y	Y
7102	12 30-01-2023	KATIAR	MARWA	MARWA	N	N	N	Y	N	Y	Y
7102	11 30-01-2023	KATIAR	Manihari	MANIHARI	N	N	N	Y	N	Y	Y
7102	17 26-02-2023	KATIAR	Manihari	MANIHARI	N	N	N	Y	N	Y	Y
7102	16 26-02-2023	KATIAR	MALLIKPUR	MALLIKPUR	N	N	N	Y	N	Y	Y
7102	26 28-02-2023	KATIAR	HATBANGORA	HATBANGORA	N	N	N	Y	N	Y	Y
7402	25 28-02-2023	KATIAR	Falka	Falka	N	N	N	Y	N	Y	Y
7402	5 12-01-2023	Derbhanga	K. ASTHAN (Eas	Ber	N	N	N	Y	N	Y	Y
7402	4 11-01-2023	Derbhanga	BEHIPUR	Bahera	N	N	N	Y	N	Y	Y
7402	3 11-01-2023	Derbhanga	BAHADURPUR	ANDAMA	N	N	N	Y	N	Y	Y
7402	2 10-01-2023	Derbhanga	ALUNAGAR	Alinagar	N	N	N	Y	N	Y	Y
7402	1 10-01-2023	Derbhanga	GORA BOURAM	Aasi (Bauram)	N	N	N	Y	N	Y	Y
7402	10 23-02-2023	Derbhanga	BAHADURPUR	DEKAULI	N	N	N	Y	N	Y	Y
7402	9 16-01-2023	Derbhanga	DARBHANGA SADAR	CHHATWAN	N	N	N	Y	N	Y	Y
7402	8 15-01-2023	Derbhanga	BAHERI	Chanour	N	N	N	Y	N	Y	Y
7402	7 15-01-2023	Derbhanga	HANUMAN NAGAR	BITHAULI	N	N	N	Y	N	Y	Y
7402	6 12-01-2023	Derbhanga	DARBHANGA SADAR	BHALPATTI	N	N	N	Y	N	Y	Y
7602	44 01-03-2023	SAHARSA	SOUB BAZAR	CHANDAUUR SAMDA	N	N	N	Y	N	Y	Y
7602	44 01-03-2023	SAHARSA	SAHARSA	TELWA	N	N	N	Y	N	Y	Y
7602	42 01-03-2023	SAHARSA	SATTAR	SAHARSA	N	N	N	Y	N	Y	Y
7602	41 01-03-2023	SAHARSA	MAHISHI	MAHISHI	N	N	N	Y	N	Y	Y
7602	31 28-02-2023	SAHARSA	NAUHATTA	NAUHATTA	N	N	N	Y	N	Y	Y
7602	29 27-02-2023	SAHARSA	BANMA TIYARI	TELIYAHAT	N	N	N	Y	N	Y	Y
7602	26 27-02-2023	SAHARSA	PATHARGHAT	PATHARGHAT	N	N	N	Y	N	Y	Y
7602	24 27-02-2023	SAHARSA	KAHRA	BALUAHAT	N	N	N	Y	N	Y	Y
7602	23 27-02-2023	SAHARSA	SAHARSA	BARIAHI	N	N	N	Y	N	Y	Y
7602	22 06-01-2023	SAHARSA	SOUB BAZAR	SALKHUA	N	N	N	Y	N	Y	Y
7602	13 06-01-2023	SAHARSA	SOUB BAZAR	SOUB BAZAR	N	N	N	Y	N	Y	Y
7602	12 06-01-2023	SAHARSA	MAHISHI	CHANDAUUR SAMDA	N	N	N	Y	N	Y	Y
7602	11 06-01-2023	SAHARSA	SIMRI BAKHTIARP	TELWA	N	N	N	Y	N	Y	Y
7602	10 06-01-2023	SAHARSA	SATTAR	SIMRI BAKHTIARP	N	N	N	Y	N	Y	Y
7602	9 06-01-2023	SAHARSA	MAHISHI	MAHISHI	N	N	N	Y	N	Y	Y
7602	8 05-01-2023	SAHARSA	NAUHATTA	NAUHATTA	N	N	N	Y	N	Y	Y
7802	5 16-01-2023	PURNIA	DANGRAHA	DANGRAHA	N	N	N	Y	N	Y	Y
7802	4 15-01-2023	PURNIA	DAGARUA	DAGARUA	N	N	N	Y	N	Y	Y
7802	3 12-01-2023	PURNIA	RANIPATRA	RANIPATRA	N	N	N	Y	N	Y	Y
7802	2 12-01-2023	PURNIA	BARSAUNI	BARSAUNI	N	N	N	Y	N	Y	Y

ANNEX III - PART A

QUARTERLY REPORT ON CONDUCT OF SPECIAL CAMPS BY FLCs (GOING DIGITAL) : Annexure-2 Part(A)
AS ON 31.03.2024

Bank Name	FLC Code	Sr. No. of Camp	Date of special camp	District	Block	Village	No Of Participants	Stakeholders present (Indicate Y/N)					Others
								LDM	DDM	LDO	Local Govt	NGO	
UTTAR BIHAR GRAMIN BANK	7802	1	10-01-2024	PURNIA	BAHDURA	BAHDURA	66	N	N	N	Y	N	Y
UTTAR BIHAR GRAMIN BANK	7802	6	18-01-2024	KATHAR	Falka	FALKA	56	N	N	N	Y	N	Y
UTTAR BIHAR GRAMIN BANK	7802	15	26-02-2024	PURNIA	PURNIA EAST	RAMNAGAR CHOWK	71	N	N	N	Y	N	Y
UTTAR BIHAR GRAMIN BANK	7802	14	31-01-2024	PURNIA	Rupauli	MOHANPUR	93	N	N	N	Y	N	Y
UTTAR BIHAR GRAMIN BANK	7802	13	31-01-2024	PURNIA	MIRGANJ.	MIRGANJ.	83	N	N	N	Y	N	Y
UTTAR BIHAR GRAMIN BANK	7802	10	24-01-2024	KATHAR	MALIKPUR	MALIKPUR	67	N	N	N	Y	N	Y
UTTAR BIHAR GRAMIN BANK	7802	9	24-01-2024	PURNIA	Srinagar	KHOKHA	71	N	N	N	Y	N	Y
UTTAR BIHAR GRAMIN BANK	7802	8	22-01-2024	PURNIA	K Nagari	GANESHPUR	61	N	N	N	Y	N	Y
UTTAR BIHAR GRAMIN BANK	7802	20	27-02-2024	PURNIA	KASBA	KASBA	58	N	N	N	Y	N	Y
UTTAR BIHAR GRAMIN BANK	7802	19	27-02-2024	PURNIA	DAGARUA	DAGARUA	50	N	N	N	Y	N	Y
UTTAR BIHAR GRAMIN BANK	7802	18	26-02-2024	PURNIA	RANIPATRA	RANIPATRA	59	N	N	N	Y	N	Y
UTTAR BIHAR GRAMIN BANK	7802	24	28-02-2024	PURNIA	BARSAUNI	BARSAUNI	59	N	N	N	Y	N	Y
UTTAR BIHAR GRAMIN BANK	7802	23	27-02-2024	PURNIA	MIRGANJ.	MIRGANJ.	78	N	N	N	Y	N	Y
UTTAR BIHAR GRAMIN BANK	7802	22	27-02-2024	KATHAR	MARWA	MARWA	63	N	N	N	Y	N	Y
UTTAR BIHAR GRAMIN BANK	7802	21	27-02-2024	KATHAR	KATHAR	DURGAPUR	55	N	N	N	Y	N	Y
UTTAR BIHAR GRAMIN BANK	8302	17	05-03-2024	ARARIA	RANIGANJ	GIDHWAS	44	N	N	N	Y	N	Y
UTTAR BIHAR GRAMIN BANK	8302	14	27-02-2024	ARARIA	FORBESGANJ	FORBESGANJ	48	N	N	N	Y	N	Y
UTTAR BIHAR GRAMIN BANK	8302	13	10-02-2024	ARARIA	FORBESGANJ	FORBESGANJ	51	N	N	N	Y	N	Y
UTTAR BIHAR GRAMIN BANK	8302	12	02-03-2024	ARARIA	FORBESGANJ	DHOLBAJIA	40	N	N	N	Y	N	Y
UTTAR BIHAR GRAMIN BANK	8302	9	29-02-2024	ARARIA	NARPATGANJ	CHAKARDAHA	47	N	N	N	Y	N	Y
UTTAR BIHAR GRAMIN BANK	8302	6	06-01-2024	ARARIA	BHARGAMA	BIRNAGAR	48	N	N	N	Y	N	Y
UTTAR BIHAR GRAMIN BANK	8302	4	27-02-2024	ARARIA	FORBESGANJ	BATHNAHA	44	N	N	N	Y	N	Y
UTTAR BIHAR GRAMIN BANK	8302	3	08-01-2024	ARARIA	NARPATGANJ	BASMATIA	44	N	N	N	Y	N	Y
UTTAR BIHAR GRAMIN BANK	8302	2	12-01-2024	ARARIA	ARARIA	ARARIA RS	42	N	N	N	Y	N	Y
UTTAR BIHAR GRAMIN BANK	8302	1	26-02-2024	ARARIA	ARARIA	ARARIA	48	N	N	N	Y	N	Y
UTTAR BIHAR GRAMIN BANK	8302	25	05-03-2024	ARARIA	BHARGAMA	KHAJURIHAT	41	N	N	N	Y	N	Y
UTTAR BIHAR GRAMIN BANK	8302	23	21-02-2024	ARARIA	JOKIHAT	JOKIHAT	48	N	N	N	Y	N	Y
UTTAR BIHAR GRAMIN BANK	8302	22	10-01-2024	ARARIA	FORBESGANJ	JOGBANI	43	N	N	N	Y	N	Y
UTTAR BIHAR GRAMIN BANK	8902	3	12-01-2024	Vaishali	Mahua	Hakimpur	43	N	N	N	Y	N	Y
UTTAR BIHAR GRAMIN BANK	8902	2	10-01-2024	Vaishali	Mahua	Dongrahat	50	N	N	N	Y	N	Y
UTTAR BIHAR GRAMIN BANK	8902	1	09-01-2024	Vaishali	Mahua	Abdulpur Chowk	49	N	N	N	Y	N	Y
UTTAR BIHAR GRAMIN BANK	8902	6	20-01-2024	Vaishali	Patepur	Bahuwara	40	N	N	N	Y	N	Y
UTTAR BIHAR GRAMIN BANK	8902	5	16-01-2024	Vaishali	Mahua	Singhara	51	N	N	N	Y	N	Y
UTTAR BIHAR GRAMIN BANK	8902	4	15-01-2024	Vaishali	Mahua	Mahua	42	N	N	N	Y	N	Y
UTTAR BIHAR GRAMIN BANK	8902	10	22-02-2024	Vaishali	Patepur	Patepur	70	N	N	N	Y	N	Y
UTTAR BIHAR GRAMIN BANK	8902	9	21-02-2024	Vaishali	Patepur	Kastauri Sarai	54	N	N	N	Y	N	Y
UTTAR BIHAR GRAMIN BANK	8902	8	20-02-2024	Vaishali	Patepur	Baligaon	41	N	N	N	Y	N	Y
UTTAR BIHAR GRAMIN BANK	8902	7	22-01-2024	Vaishali	Patepur	Bejipur	51	N	N	N	Y	N	Y
UTTAR BIHAR GRAMIN BANK	8902	12	24-02-2024	Vaishali	Patepur	Tisslauta	41	N	N	N	Y	N	Y
UTTAR BIHAR GRAMIN BANK	8902	11	23-02-2024	Vaishali	Patepur	Simarwara	51	N	N	N	Y	N	Y
UTTAR BIHAR GRAMIN BANK	8902	14	27-02-2024	Vaishali	Bidupur	RamDauli	43	N	N	N	Y	N	Y
UTTAR BIHAR GRAMIN BANK	8902	13	26-02-2024	Vaishali	Mahuar	Chamarhara	54	N	N	N	Y	N	Y

Sl. No.	Institution Name	Date of Birth	Age	Gender	No. of Participants	Village	Household Assessment (Indicate Y/N)										Target Group Addressed (1. Farmers 2. Small Entrepreneurs 3. School Students 4. SHGs 5. Senior Citizen 6. Others)
							LDM	DDM	LDO	Local Govt	NGO	BC	Others				
830	STATE BANK OF INDIA	21-08-01-2024	ARARIA	ARARIA	ARARIA RS	250	Y	N	Y	N	Y	N	N	N	1		
830	STATE BANK OF INDIA	22-09-01-2024	ARARIA	ARARIA	ARARIA B STAND	300	Y	N	Y	N	Y	N	N	N	1		
830	STATE BANK OF INDIA	23-11-01-2024	ARARIA	FORBESGANJ	JUGBANI	450	Y	N	Y	N	Y	N	N	N	1		
830	STATE BANK OF INDIA	24-12-01-2024	ARARIA	RANIGANJ	RANIGANJ, JOKIH	450	Y	N	Y	N	Y	N	Y	N	1		
830	STATE BANK OF INDIA	25-17-01-2024	ARARIA	ARARIA	RSETI ARARIA	27	N	N	Y	N	N	Y	N	Y	2		
830	STATE BANK OF INDIA	26-16-02-2024	ARARIA	JOKIHAT	JOKIHAT	30	Y	N	Y	N	Y	N	N	Y	6		
830	STATE BANK OF INDIA	27-26-02-2024	ARARIA	ARARIA	RSETI ARARIA	32	Y	N	Y	N	Y	N	N	Y	2		
830	STATE BANK OF INDIA	28-27-02-2024	ARARIA	RANIGANJ	H SCHOOL MIRZA	41	N	N	Y	N	Y	N	Y	N	3		
830	STATE BANK OF INDIA	29-28-02-2024	ARARIA	RANIGANJ	M VIDYALAY BASA	55	N	N	Y	N	Y	N	Y	N	3		
830	STATE BANK OF INDIA	30-29-02-2024	ARARIA	RANIGANJ	A M V GITWAS	89	N	N	Y	N	Y	N	Y	N	3		
830	STATE BANK OF INDIA	31-01-03-2024	ARARIA	ARARIA	R SCHOOL MADAMP	66	N	N	Y	N	Y	N	Y	N	1		
830	STATE BANK OF INDIA	32-08-03-2024	ARARIA	FORBESGANJ	SALAGIRAH	31	N	N	N	N	N	N	Y	N	1		
830	STATE BANK OF INDIA	33-16-03-2024	ARARIA	FORBESGANJ	RANPUR UTTAR	42	N	N	N	N	N	N	Y	N	1		
830	STATE BANK OF INDIA	34-13-03-2024	ARARIA	ARARIA	KIRKICHA	23	N	N	N	N	N	N	Y	N	1		
830	STATE BANK OF INDIA	25-29-03-2024	ARARIA	ARARIA	SHEOHURI	34	N	N	N	N	N	N	Y	N	1		
2081	STATE BANK OF INDIA	141-04-01-2024	SUPAUL	MARAUNA	HARYAHI	52	Y	N	N	N	N	N	N	N	1		
2081	STATE BANK OF INDIA	142-07-01-2024	SUPAUL	SUPAUL	GARHBJARI	49	N	N	N	N	N	N	Y	N	4		
2081	STATE BANK OF INDIA	143-08-01-2024	SUPAUL	BASANTPUR	BALHADRAPUR	50	Y	N	N	N	N	N	N	N	2		
2081	STATE BANK OF INDIA	144-09-01-2024	SUPAUL	SUPAUL	PARSARWA	58	Y	N	N	N	N	N	N	N	2		
2081	STATE BANK OF INDIA	145-10-01-2024	SUPAUL	MARAUNA	PARIKONCH	48	Y	N	N	N	N	N	N	N	5		
2081	STATE BANK OF INDIA	146-11-01-2024	SUPAUL	MARAUNA	MARAUNA(N)	54	Y	N	N	N	N	N	N	N	1		
2081	STATE BANK OF INDIA	147-12-01-2024	SUPAUL	NIRMALI	GHOGHARARIYA	30	Y	N	N	N	N	N	N	N	1		
2081	STATE BANK OF INDIA	148-13-01-2024	SUPAUL	SUPAUL	SARDIABELA	37	Y	N	N	N	N	N	N	N	1		
2081	STATE BANK OF INDIA	149-22-02-2024	SUPAUL	KISHANPUR	TULAPATTI	42	N	N	N	N	N	Y	N	N	2		
2081	STATE BANK OF INDIA	150-26-02-2024	SUPAUL	SUPAUL	KALIGANJ	50	N	N	N	N	N	Y	N	N	2		
2081	STATE BANK OF INDIA	151-27-02-2024	SUPAUL	SUPAUL	WALHANI	60	N	N	N	N	N	Y	N	N	1		
2081	STATE BANK OF INDIA	152-28-02-2024	SUPAUL	SUPAUL	NEWUA	60	N	N	N	N	N	Y	N	N	1		
2081	STATE BANK OF INDIA	153-29-02-2024	SUPAUL	SUPAUL	SUPAUL	27	Y	N	N	N	N	N	N	N	3		
2081	STATE BANK OF INDIA	154-01-03-2024	SUPAUL	SUPAUL	PIPRAKURD	47	N	N	N	N	N	Y	N	N	2		
2081	STATE BANK OF INDIA	155-10-03-2024	SUPAUL	SUPAUL	KAJHA	52	Y	N	N	N	N	N	N	N	3		
2081	STATE BANK OF INDIA	156-12-03-2024	SUPAUL	SUPAUL	JARAUJI	57	Y	N	N	N	N	Y	N	N	2		
2081	STATE BANK OF INDIA	157-13-03-2024	SUPAUL	SUPAUL	BASBITTI	43	N	N	N	N	N	Y	N	N	4		
2081	STATE BANK OF INDIA	158-16-03-2024	SUPAUL	SUPAUL	NEWUA	50	N	N	N	N	N	Y	N	N	2		
4701	STATE BANK OF INDIA	36-05-01-2024	JAMUI	SIKNDRA	BAUPEDIH	58	Y	N	N	N	N	N	N	N	2		
4701	STATE BANK OF INDIA	37-10-01-2024	JAMUI	GIDHOUR	KURSANDA	56	Y	N	N	N	N	Y	N	N	2		
4701	STATE BANK OF INDIA	38-11-01-2024	JAMUI	ALIGANJ	MIRJAGANJ	61	Y	N	N	N	N	N	N	N	6		
4701	STATE BANK OF INDIA	39-13-01-2024	JAMUI	BARHAT	PANDO	61	Y	N	N	N	N	N	N	N	1		
4701	STATE BANK OF INDIA	40-15-01-2024	JAMUI	BARHAT	BARYARPUR	55	Y	N	N	N	N	N	N	N	2		
4701	STATE BANK OF INDIA	41-16-01-2024	JAMUI	BARHAT	BARHAT	60	Y	N	N	N	N	N	N	N	2		
4701	STATE BANK OF INDIA	42-02-02-2024	JAMUI	GIDHOUR	KURIA	51	Y	N	N	N	N	N	N	N	5		
4701	STATE BANK OF INDIA	43-07-02-2024	JAMUI	JHAJHA	BALIADIH	60	Y	N	N	N	N	Y	N	N	5		
4701	STATE BANK OF INDIA	44-08-02-2024	JAMUI	JHAJHA	CHAI	60	Y	N	N	N	N	Y	N	N	5		
4701	STATE BANK OF INDIA	45-14-02-2024	JAMUI	JHAJHA	JHAJHA	44	N	N	N	N	N	N	N	N	5		
4701	STATE BANK OF INDIA	46-15-02-2024	JAMUI	JHAJHA	SUNDRITAND	24	N	N	N	N	N	N	N	N	2		
4701	STATE BANK OF INDIA	47-19-02-2024	JAMUI	BARHAT	PURANDIH	34	N	N	N	N	N	N	N	N	2		
4701	STATE BANK OF INDIA	48-26-02-2024	JAMUI	BARHAT	RATANPUR	51	Y	N	N	N	N	N	N	N	3		
4701	STATE BANK OF INDIA	49-27-02-2024	JAMUI	JHAJHA	EKDKARA	28	N	N	N	N	N	N	N	N	2		
4701	STATE BANK OF INDIA	50-29-02-2024	JAMUI	JHAJHA	JHAJHA	37	N	N	N	N	N	N	N	N	2		
4701	STATE BANK OF INDIA	51-01-03-2024	JAMUI	JHAJHA	JHAJHA BUS STAN	54	N	N	N	N	N	N	N	N	5		
4701	STATE BANK OF INDIA	52-05-03-2024	JAMUI	JAMUI	THEKUA	56	Y	N	N	N	N	N	N	N	2		

ANNEX III- PART B
QUARTERLY REPORT ON CONDUCT OF TARGET GROUP SPECIFIC CAMPS BY FLCs : Annexure-2 Part(B)
AS ON 31.03.2024

Bank Name	FLC Code	Sr. No. of Camp	Date of target specific camp (DD/MM/YYYY)	District	Block	Village	No Of Participants						Stakeholders present (indicate Y/N)						Target Group Addressed (1. Farmers 2. Small Entrepreneurs 3. School Students 4. SHGs 5. Senior Citizen 6. Others)
							DDM	LDO	Local Govt	NGO	BC	Others	DDM	LDO	Local Govt	NGO	BC	Others	
STATE BANK OF INDIA	4701	53	12-03-2024	JAMUI	BARHAT	NUMER	54	Y	N	N	N	N	N	N	N	N	N	2	
STATE BANK OF INDIA	4701	54	13-03-2024	JAMUI	KHAIRA	KHAIRA	56	Y	N	N	N	N	N	N	N	N	N	2	
STATE BANK OF INDIA	4701	55	15-03-2024	JAMUI	JHAJHA	JHAJHA	52	N	N	N	N	N	N	N	N	N	7	6	
STATE BANK OF INDIA	4901	56	04-01-2024	KISHANGANJ	TEDHAGACHH	ATHGACHHI	96	Y	N	N	N	N	N	N	N	N	5	5	
STATE BANK OF INDIA	4901	57	09-01-2024	KISHANGANJ	TEDHAGACHH	HATHGAON	84	N	N	N	N	N	N	N	N	N	6	6	
STATE BANK OF INDIA	4901	58	09-01-2024	KISHANGANJ	TEDHAGACHH	KANIABARI	121	N	Y	N	N	N	N	N	N	N	4	4	
STATE BANK OF INDIA	4901	59	29-01-2024	KISHANGANJ	POTHIA	GORUKHAL	67	N	N	N	N	N	N	N	N	N	1	1	
STATE BANK OF INDIA	4901	60	22-01-2024	KISHANGANJ	POTHIA	KUSIYARI	93	Y	N	N	N	N	N	N	N	N	6	6	
STATE BANK OF INDIA	4901	61	23-01-2024	KISHANGANJ	DIGHALBANK	KARBALA	89	Y	N	N	N	N	N	N	N	N	4	4	
STATE BANK OF INDIA	4901	62	23-04-2024	KISHANGANJ	DIGHALBANK	BUDHRA	122	N	N	N	N	N	N	N	N	N	1	1	
STATE BANK OF INDIA	4901	63	24-01-2024	KISHANGANJ	THAKURGANJ	THAKURGANJ	310	Y	Y	N	N	N	N	N	N	N	2	2	
STATE BANK OF INDIA	4901	64	25-01-2024	KISHANGANJ	THAKURGANJ	POWAKHALI	52	Y	N	N	N	N	N	N	N	N	4	4	
STATE BANK OF INDIA	4901	65	03-02-2024	KISHANGANJ	TEDHAGACHH	KUNWARI	58	Y	N	N	N	N	N	N	N	N	6	6	
STATE BANK OF INDIA	4901	66	05-02-2024	KISHANGANJ	THAKURGANJ	GALGALIYA	52	N	Y	N	N	N	N	N	N	N	2	2	
STATE BANK OF INDIA	4901	67	07-02-2024	KISHANGANJ	DIGHALBANK	MANGURA	48	N	Y	N	N	N	N	N	N	N	4	4	
STATE BANK OF INDIA	4901	68	14-02-2024	KISHANGANJ	BAHADURGANJ	BIRPUR	45	N	Y	N	N	N	N	N	N	N	5	5	
STATE BANK OF INDIA	4901	69	16-02-2024	KISHANGANJ	TEDHAGACHH	HATHGAON	53	N	N	N	N	N	N	N	N	N	1	1	
STATE BANK OF INDIA	4901	70	26-02-2024	KISHANGANJ	KISHANGANJ	SALKI	40	Y	N	N	N	N	N	N	N	N	15	15	
STATE BANK OF INDIA	4901	71	26-02-2024	KISHANGANJ	KISHANGANJ	GACHHIPAR*	40	Y	N	N	N	N	N	N	N	N	6	6	
STATE BANK OF INDIA	4901	72	27-02-2024	KISHANGANJ	DIGHALBANK	TULSIYA	93	Y	N	N	N	N	N	N	N	N	6	6	
STATE BANK OF INDIA	4901	73	28-02-2024	KISHANGANJ	DIGHALBANK	BAHADURGANJ	100	Y	Y	N	N	N	N	N	N	N	6	6	
STATE BANK OF INDIA	4901	74	29-02-2024	KISHANGANJ	KOCHADHAMAN	SONTHA	72	N	N	N	N	N	N	N	N	N	6	6	
STATE BANK OF INDIA	4901	75	01-03-2024	KISHANGANJ	POTHIA	SHITALPUR	60	N	N	N	N	N	N	N	N	N	6	6	
STATE BANK OF INDIA	4901	76	08-03-2024	KISHANGANJ	THAKURGANJ	KANAKPUR	52	Y	N	N	N	N	N	N	N	N	6	6	
STATE BANK OF INDIA	4901	77	09-03-2024	KISHANGANJ	THAKURGANJ	BESABARI	51	Y	N	N	N	N	N	N	N	N	5	5	
STATE BANK OF INDIA	4901	78	11-03-2024	KISHANGANJ	THAKURGANJ	JANTAHAT	52	N	N	N	N	N	N	N	N	N	1	1	
STATE BANK OF INDIA	4901	79	13-03-2024	KISHANGANJ	BAHADURGANJ	KANHAIYABARI	62	N	Y	N	N	N	N	N	N	N	4	4	
STATE BANK OF INDIA	4901	80	14-03-2024	KISHANGANJ	BAHADURGANJ	NATWAPARA	48	N	N	N	N	N	N	N	N	N	2	2	
STATE BANK OF INDIA	6801	81	02-01-2024	MADHE	SINGHESHWAR	MANHARASUKHASAN	150	Y	Y	N	N	N	N	N	N	N	6	6	
STATE BANK OF INDIA	6801	82	02-01-2024	MADHE	SINGHESHWAR	BHAVANIPUR	160	Y	Y	N	N	N	N	N	N	N	6	6	
STATE BANK OF INDIA	6801	83	08-01-2024	MADHE	MURLIGANJ	DINAPATTI SAKHU	110	N	Y	N	N	N	N	N	N	N	1	1	
STATE BANK OF INDIA	6801	84	08-01-2024	MADHE	MURLIGANJ	GANGAPUR	125	N	Y	N	N	N	N	N	N	N	1	1	
STATE BANK OF INDIA	6801	85	09-01-2024	MADHE	MURLIGANJ	RAJNI	150	N	Y	N	N	N	N	N	N	N	6	6	
STATE BANK OF INDIA	6801	86	09-01-2024	MADHE	MURLIGANJ	DIGHI	140	N	Y	N	N	N	N	N	N	N	6	6	
STATE BANK OF INDIA	6801	87	10-01-2024	MADHE	MURLIGANJ	HARIPURKALA	150	N	Y	N	N	N	N	N	N	N	6	6	
STATE BANK OF INDIA	6801	88	10-01-2024	MADHE	MURLIGANJ	SINGTYAN	150	N	Y	N	N	N	N	N	N	N	1	1	
STATE BANK OF INDIA	6801	89	11-01-2024	MADHE	MURLIGANJ	MADHI KHARI	140	N	N	N	N	N	N	N	N	N	5	5	
STATE BANK OF INDIA	6801	90	11-01-2024	MADHE	MURLIGANJ	PARMANANDPUR	140	N	N	N	N	N	N	N	N	N	4	4	
STATE BANK OF INDIA	6801	91	12-01-2024	MADHE	MURLIGANJ	TAMOT PARSA	90	N	N	N	N	N	N	N	N	N	6	6	
STATE BANK OF INDIA	6801	92	12-01-2024	MADHE	MURLIGANJ	RAGHUNATHPUR	140	N	N	N	N	N	N	N	N	N	6	6	
STATE BANK OF INDIA	6801	93	15-01-2024	MADHE	GHAILARH	BHAM TEKTI	140	N	N	N	N	N	N	N	N	N	6	6	
STATE BANK OF INDIA	6801	94	15-01-2024	MADHE	SINGHESHWAR	LAIPUR SAROPATT	150	N	N	N	N	N	N	N	N	N	6	6	
STATE BANK OF INDIA	6801	95	16-01-2024	MADHE	SINGHESHWAR	ITHARI GOHUMANI	140	Y	N	N	N	N	N	N	N	N	1	1	
STATE BANK OF INDIA	6801	96	16-01-2024	MADHE	SINGHESHWAR	LAIPUR SAROPATT	150	Y	N	N	N	N	N	N	N	N	6	6	
STATE BANK OF INDIA	6801	97	18-01-2024	MADHE	SHANKARPUR	RAMNAGAR	35	N	N	N	N	N	N	N	N	N	6	6	
STATE BANK OF INDIA	6801	98	05-02-2024	MADHE	SINGHESHWAR	RSETI	60	N	N	N	N	N	N	N	N	N	2	2	
STATE BANK OF INDIA	6801	99	12-02-2024	MADHE	MADHEPURA	RJ MANDIR MADHU	35	N	N	N	N	N	N	N	N	N	4	4	
STATE BANK OF INDIA	6801	100	26-02-2024	MADHE	KUMARKHAND	MANGANWARA	40	N	N	N	N	N	N	N	N	N	4	4	
STATE BANK OF INDIA	6801	101	27-02-2024	MADHE	KUMARKHAND	PARMANANDPUR	30	N	N	N	N	N	N	N	N	N	6	6	
STATE BANK OF INDIA	6801	102	28-02-2024	MADHE	MADHEPURA	SUKHASAN	40	N	N	N	N	N	N	N	N	N	6	6	

QUARTERLY REPORT ON CONDUCT OF TARGET GROUP SPECIFIC CAMPS BY FLCs : Annexure-2 Part(B)
AS ON 31.03.2024

FLC Code	Sr. No. of Camp	Date of target specific camp (DD/MM/YYYY)	District	Block	Village	No Of Participants	Stakeholders present (Indicate Y/N)							Target Group Addressed (1. Farmers 2. Small Entrepreneurs 3. School Students 4. SHGs 5. Senior Citizen 6. Others)
							LDM	DDM	LDO	Local Govt	NGO	BC	Others	
STATE BANK OF INDIA	6801	103 28-02-2024	MADHE	MADHEPURA	KIRAN PUBLIC SC	30	N	N	N	N	N	N	5	
STATE BANK OF INDIA	6801	104 28-02-2024	MADHE	MADHEPURA	T P COLLEGIATE	30	N	N	N	N	N	N	5	
STATE BANK OF INDIA	6801	105 29-02-2024	MADHE	MURLIGANJ	MURLIGANJ BAZAR	40	N	N	N	N	N	N	6	
STATE BANK OF INDIA	6801	106 29-02-2024	MADHE	MADHEPURA	MS JAGJIVAN ASH	35	N	N	N	N	N	N	5	
STATE BANK OF INDIA	6801	107 29-02-2024	MADHE	MADHEPURA	KESHAV KANYA H	55	N	N	N	N	N	N	5	
STATE BANK OF INDIA	6801	108 01-03-2024	MADHE	MURLIGANJ	WARD 11,MURLIGA	30	N	N	N	N	N	N	4	
STATE BANK OF INDIA	6801	109 01-03-2024	MADHE	MURLIGANJ	UMS BHATKHORA	47	N	N	N	N	N	N	5	
STATE BANK OF INDIA	6801	110 02-03-2024	MADHE	SINGHESHWAR	RSETI	30	N	N	N	N	N	N	2	
STATE BANK OF INDIA	6801	111 18-03-2024	MADHE	SHANKARPUR	MOURA	35	N	N	N	N	N	N	6	
STATE BANK OF INDIA	6801	112 19-03-2024	MADHE	SHANKARPUR	SHANKARPUR	38	N	N	N	N	N	N	6	
STATE BANK OF INDIA	6801	113 20-03-2024	MADHE	GHALIARH	JHITKIYA PATRAH	30	N	N	N	N	N	N	6	
STATE BANK OF INDIA	6801	114 21-03-2024	MADHE	GHALIARH	MOHANPUR BARDAH	30	N	N	N	N	N	N	6	
STATE BANK OF INDIA	7601	1 107-01-2024	SAHARSA	SATTAR KATAIYA	KHONHA	70	N	N	N	N	N	N	1	
STATE BANK OF INDIA	7601	2 08-01-2024	SAHARSA	MAHISHI	GHOGEPUR	90	N	N	N	N	N	N	1	
STATE BANK OF INDIA	7601	3 07-01-2024	SAHARSA	MAHISHI	GANDAU	70	N	N	N	N	N	N	3	
STATE BANK OF INDIA	7601	4 09-01-2024	SAHARSA	MAHISHI	KARUSTHAN	81	N	N	N	N	N	N	1	
STATE BANK OF INDIA	7601	5 10-01-2024	SAHARSA	MAHISHI	JHITKI	105	N	N	N	N	N	N	1	
STATE BANK OF INDIA	7601	6 12-01-2024	SAHARSA	MAHISHI	GANDAU BAZAR	35	N	N	N	N	N	N	3	
STATE BANK OF INDIA	7601	7 19-02-2024	SAHARSA	KAHRA	MUKHIYA TOLA	71	N	N	N	N	N	N	3	
STATE BANK OF INDIA	7601	8 21-02-2024	SAHARSA	SOUR BAZAR	ITAHARA	34	N	N	N	N	N	N	1	
STATE BANK OF INDIA	7601	9 23-02-2024	SAHARSA	SOUR BAZAR	SHARMA TOLA	68	N	N	N	N	N	N	3	
STATE BANK OF INDIA	7601	10 25-02-2024	SAHARSA	SOUR BAZAR	NAYA NAGAR	53	N	N	N	N	N	N	3	
STATE BANK OF INDIA	7601	11 16-02-2024	SAHARSA	KAHRA	BASONA	36	N	N	N	N	N	N	3	
STATE BANK OF INDIA	7601	12 27-02-2024	SAHARSA	KAHRA	BALHA GARDHIH	78	N	N	N	N	N	N	3	
STATE BANK OF INDIA	7601	13 28-02-2024	SAHARSA	SATTAR KATAIYA	VISHANPUR	53	N	N	N	N	N	N	3	
STATE BANK OF INDIA	7601	14 29-02-2024	SAHARSA	SATTAR KATAIYA	BAJNATH PATTI	48	N	N	N	N	N	N	3	
STATE BANK OF INDIA	7601	15 05-03-2024	SAHARSA	KAHRA	MUKHIYA TOLA	35	N	N	N	N	N	N	5	
STATE BANK OF INDIA	7601	16 07-03-2024	SAHARSA	SATTAR KATAIYA	OKAHI	67	N	N	N	N	N	N	3	
STATE BANK OF INDIA	7601	17 13-03-2024	SAHARSA	KAHRA	RAM TOLA	62	N	N	N	N	N	N	1	
STATE BANK OF INDIA	7601	18 15-03-2024	SAHARSA	KAHRA	PARMINIA	68	N	N	N	N	N	N	4	
STATE BANK OF INDIA	7601	19 17-03-2024	SAHARSA	SOUR BAZAR	THAKUR TOLA	68	N	N	N	N	N	N	1	
STATE BANK OF INDIA	7601	20 19-03-2024	SAHARSA	SOUR BAZAR	SADA TOLA	53	N	N	N	N	N	N	4	
STATE BANK OF INDIA	7801	115 04-01-2024	PURNEA	AMOUR	ROUTI BAKONIA	50	N	N	N	N	N	N	2	
STATE BANK OF INDIA	7801	116 07-01-2024	PURNEA	BANMANKHI	BAHORA MAHADEOP	68	N	N	N	N	N	N	2	
STATE BANK OF INDIA	7801	117 08-01-2024	PURNEA	BANMANKHI	JYANGANJ	49	N	N	N	N	N	N	1	
STATE BANK OF INDIA	7801	118 09-01-2024	PURNEA	BAISI	NAJLAKHI	43	N	N	N	N	N	N	5	
STATE BANK OF INDIA	7801	119 19-01-2024	PURNEA	BAISI	BAISI	51	N	N	N	N	N	N	4	
STATE BANK OF INDIA	7801	120 20-01-2024	PURNEA	DHAMDAHA	DAMALI	67	N	N	N	N	N	N	1	
STATE BANK OF INDIA	7801	121 21-01-2024	PURNEA	DHAMDAHA	DHAMDAHA	42	N	N	N	N	N	N	2	
STATE BANK OF INDIA	7801	122 22-01-2024	PURNEA	BHAWANIPUR	BHAWANIPUR	66	N	N	N	N	N	N	5	
STATE BANK OF INDIA	7801	123 25-01-2024	PURNEA	SURNAGAR	HASELI KHUTTI	56	N	N	N	N	N	N	4	
STATE BANK OF INDIA	7801	124 27-01-2024	PURNEA	BARHARA KOTHI	BARHARA KOTHI	65	N	N	N	N	N	N	1	
STATE BANK OF INDIA	7801	125 02-02-2024	PURNEA	RUPOULI	RUPOULI	53	N	N	N	N	N	N	2	
STATE BANK OF INDIA	7801	126 07-02-2024	PURNEA	RUPOULI	RUPOULI	67	N	N	N	N	N	N	4	
STATE BANK OF INDIA	7801	127 22-02-2024	PURNEA	DHAMDAHA	MEERGANJ	78	N	N	N	N	N	N	5	
STATE BANK OF INDIA	7801	128 23-02-2024	PURNEA	BHAWANIPUR	BHAWANIPUR	66	N	N	N	N	N	N	5	
STATE BANK OF INDIA	7801	129 24-02-2024	PURNEA	RUPOULI	RUPOULI	52	N	N	N	N	N	N	4	
STATE BANK OF INDIA	7801	130 25-02-2024	PURNEA	AMOUR	AMOUR	63	N	N	N	N	N	N	1	
STATE BANK OF INDIA	7801	131 26-02-2024	PURNEA	BHAWANIPUR	BHAWANIPUR	123	N	N	N	N	N	N	1	
STATE BANK OF INDIA	7801	132 27-02-2024	PURNEA	PURNEA EAST	RAVINAGAR UFRAIL	34	N	N	N	N	N	N	5	

ANNEX III- PART B
QUARTERLY REPORT ON CONDUCT OF TARGET GROUP SPECIFIC CAMPS BY FLCs : Annexure-2 Part(B)
AS ON 31.03.2024

Bank Name	FLC Code	Sr. No. of Camp	Date of target specific camp (DD/MM/YYYY)	District	Block	Village	No Of Participants	Stakeholders present (Indicate Y/N)										Target Group Addressed (1. Farmers 2. Small Entrepreneurs 3. School Students 4. SHGs 5. Senior Citizen 6. Others)
								LDM	DDM	LDI	Local Govt	NGO	BC	Others				
STATE BANK OF INDIA	7801	133	01-03-2024	PURNEA	DAGRILWA	BARSONI	34	N	N	N	N	N	N	N	N	N	4	
STATE BANK OF INDIA	7801	134	02-03-2024	PURNEA	BHAWANIPUR	TELHAR	42	N	N	N	N	N	N	N	N	N	1	
STATE BANK OF INDIA	7801	135	04-03-2024	PURNEA	JALALGARH	MATTIARI	44	N	N	N	N	N	N	N	N	N	4	
STATE BANK OF INDIA	7801	136	07-03-2024	PURNEA	PURNEA EAST	GUJABBAGH	89	N	N	N	N	N	N	N	N	N	2	
STATE BANK OF INDIA	7801	137	09-03-2024	PURNEA	DHAMDAHA	MEERGANJ	34	N	N	N	N	N	N	N	N	N	1	
STATE BANK OF INDIA	7801	138	15-03-2024	PURNEA	BARHARA KOTHI	BARHARA KOTHI	69	N	N	N	N	N	N	N	N	N	4	
STATE BANK OF INDIA	7801	139	16-03-2024	PURNEA	ARMOUR	SAUGELI	45	N	N	N	N	N	N	N	N	N	2	
CENTRAL BANK OF INDIA	5301	7	07-03-2024	EAST CHAMPARAN	PURNEA EAST	KALA BHAWAN	60	N	N	N	N	N	N	N	N	N	5	
CENTRAL BANK OF INDIA	5301	8	06-02-2024	EAST CHAMPARAN	Raxaul	Raxaul Block Ca	58	N	N	N	N	N	N	N	N	N	1	
CENTRAL BANK OF INDIA	5401	35	14-03-2024	MADHUBANI	ADAPUR	SHYAMPUR	45	N	N	N	N	N	N	N	N	N	1	
CENTRAL BANK OF INDIA	5701	38	12-01-2024	Siwan	Pachrukhi	LAKUHI	43	N	N	N	N	N	N	N	N	N	1	
CENTRAL BANK OF INDIA	5701	39	23-01-2024	Siwan	Hussainganj	Pachrukhi	15	N	N	N	N	N	N	N	N	N	4	
CENTRAL BANK OF INDIA	5701	40	25-02-2024	Siwan	Andar	Garar	20	N	N	N	N	N	N	N	N	N	4	
CENTRAL BANK OF INDIA	5701	41	26-02-2024	Siwan	Hussainganj	Dhanauti	25	N	N	N	N	N	N	N	N	N	1	
CENTRAL BANK OF INDIA	6201	36	12-01-2024	MUZAFFARPUR	Hasanpura	Miya ke Bhatkan	22	N	N	N	N	N	N	N	N	N	4	
CENTRAL BANK OF INDIA	6301	37	29-02-2024	MUZAFFARPUR	Kurhani	Gopalpur	20	N	N	N	N	N	N	N	N	N	2	
CENTRAL BANK OF INDIA	6401	43	16-03-2024	GOPALGANJ	BAIKJINTHPUR	Kishampur Mohin	55	N	N	N	N	N	N	N	N	N	1	
CENTRAL BANK OF INDIA	6401	44	01-07-2024	West Champaran	Champatiya	Chajan	45	N	N	N	N	N	N	N	N	N	1	
CENTRAL BANK OF INDIA	6601	63	14-03-2024	SARAN	MAJHULIYA	DIGHWA	22	N	N	N	N	N	N	N	N	N	1	
CENTRAL BANK OF INDIA	6601	64	01-07-2024	West Champaran	Champatiya	Brundawan	56	N	N	N	N	N	N	N	N	N	1	
CENTRAL BANK OF INDIA	6601	65	31-01-2024	SARAN	WAIHI	Mahadipur	47	N	N	N	N	N	N	N	N	N	3	
CENTRAL BANK OF INDIA	6601	66	21-02-2024	SARAN	ISUAPUR	DUMRI	20	N	N	N	N	N	N	N	N	N	1	
CENTRAL BANK OF INDIA	6601	66	06-03-2024	SARAN	REVELGANJ	KATESHWAR	22	N	N	N	N	N	N	N	N	N	1	
CENTRAL BANK OF INDIA	6601	69	12-03-2024	SARAN	GARKHA	MADHABPUR	29	N	N	N	N	N	N	N	N	N	2	
CENTRAL BANK OF INDIA	6601	70	11-03-2024	SARAN	DARIAPUR	GOWRA	19	N	N	N	N	N	N	N	N	N	2	
CENTRAL BANK OF INDIA	6601	71	15-03-2024	SARAN	PARSA	INAI	9	N	N	N	N	N	N	N	N	N	4	
CENTRAL BANK OF INDIA	7101	10	22-03-2024	Katihar	Bairampur	RAMPUR	17	N	N	N	N	N	N	N	N	N	1	
CENTRAL BANK OF INDIA	7101	11	22-03-2024	Katihar	Bairampur	BELA	19	N	N	N	N	N	N	N	N	N	4	
CENTRAL BANK OF INDIA	7101	12	22-03-2024	Katihar	Bairampur	CHETAN PARSA	35	N	N	N	N	N	N	N	N	N	1	
CENTRAL BANK OF INDIA	7101	13	22-03-2024	Katihar	Manihari	Batsbghi	57	N	N	N	N	N	N	N	N	N	2	
CENTRAL BANK OF INDIA	7101	14	22-03-2024	Katihar	Barar	Sadabarat Milk	45	N	N	N	N	N	N	N	N	N	2	
CENTRAL BANK OF INDIA	7101	15	23-03-2024	Katihar	Barsol	Jangli Tal Engl	79	N	N	N	N	N	N	N	N	N	1	
CENTRAL BANK OF INDIA	7101	16	23-03-2024	Katihar	Barsol	Shikargan	90	N	N	N	N	N	N	N	N	N	4	
CENTRAL BANK OF INDIA	7101	17	23-03-2024	Katihar	Katihar	Kant Nagar	75	N	N	N	N	N	N	N	N	N	1	
CENTRAL BANK OF INDIA	7101	18	23-03-2024	Katihar	Katihar	Rahmanpur	188	N	N	N	N	N	N	N	N	N	1	
CENTRAL BANK OF INDIA	7101	19	23-03-2024	Katihar	Katihar	Alipur	105	N	N	N	N	N	N	N	N	N	4	
CENTRAL BANK OF INDIA	7101	20	23-03-2024	Katihar	Katihar	Dulshapur	51	N	N	N	N	N	N	N	N	N	4	
CENTRAL BANK OF INDIA	7101	21	24-03-2024	Katihar	Katihar	Mirganj	52	N	N	N	N	N	N	N	N	N	1	
CENTRAL BANK OF INDIA	7101	22	24-03-2024	Katihar	Katihar	Jangli Tal Engl	95	N	N	N	N	N	N	N	N	N	4	
CENTRAL BANK OF INDIA	7101	23	26-03-2024	Katihar	Katihar	Kant Nagar	90	N	N	N	N	N	N	N	N	N	1	
CENTRAL BANK OF INDIA	7101	24	26-03-2024	Katihar	Katihar	Singhaon	275	N	N	N	N	N	N	N	N	N	1	
CENTRAL BANK OF INDIA	7101	25	28-03-2024	Katihar	Katihar	Parbhali	80	N	N	N	N	N	N	N	N	N	1	
CENTRAL BANK OF INDIA	7101	26	28-03-2024	Katihar	Katihar	Jangli Tal Engl	60	N	N	N	N	N	N	N	N	N	2	
CENTRAL BANK OF INDIA	7101	27	29-03-2024	Katihar	Katihar	Kant Nagar	81	N	N	N	N	N	N	N	N	N	1	
CENTRAL BANK OF INDIA	7101	28	29-03-2024	Katihar	Katihar	Parbhali	48	N	N	N	N	N	N	N	N	N	1	
CENTRAL BANK OF INDIA	7101	29	29-03-2024	Katihar	Katihar	Zorabganj	109	N	N	N	N	N	N	N	N	N	4	
CENTRAL BANK OF INDIA	7101	29	29-03-2024	Katihar	Katihar	Alinagar	88	N	N	N	N	N	N	N	N	N	1	
CENTRAL BANK OF INDIA	7101	29	29-03-2024	Katihar	Katihar	Bajmathpur	98	N	N	N	N	N	N	N	N	N	1	
CENTRAL BANK OF INDIA	7101	29	29-03-2024	Katihar	Katihar	Zorabganj	120	N	N	N	N	N	N	N	N	N	4	

S.No	Bank Name	Sr. No. of Camp	Date of target specific camp (DD/MM/YYYY)	District	Block	Village	No Of Participants	Stakeholders present (indicate Y/N)						Target Group Addressed (1. Farmers 2. Small Entrepreneurs 3. School Students 4. SHGs 5. Senior Citizen 6. Others)		
								LDM	DDM	LDO	Local Govt	NGO	BC		Others	
7101	CENTRAL BANK OF INDIA	30	29-03-2024	Kathihar	Barctri	Kant Nagar	71	N	N	N	N	N	N	1	1	
7101	CENTRAL BANK OF INDIA	31	30-03-2024	Kathihar	Mamihari	Manestpur	52	N	N	N	N	N	N	N	1	1
7101	CENTRAL BANK OF INDIA	32	30-03-2024	Kathihar	Kadwa	Parbhali	90	N	N	N	N	N	N	N	1	1
7101	CENTRAL BANK OF INDIA	33	31-03-2024	Kathihar	Kadwa	Baura Milk	65	N	N	N	N	N	N	N	2	2
7101	CENTRAL BANK OF INDIA	34	31-03-2024	Kathihar	Mamihari	Baljnathpur	89	N	N	N	N	N	N	N	2	2
7401	CENTRAL BANK OF INDIA	1	01-03-2024	DARBHANGA	BAHADURPUR	DEKULI	32	Y	N	N	N	N	N	Y	1	1
7401	CENTRAL BANK OF INDIA	2	16-01-2024	DARBHANGA	GHANSHYAMPUR	KIRATPUR	45	Y	N	N	N	N	N	Y	1	1
7401	CENTRAL BANK OF INDIA	3	02-03-2024	DARBHANGA	GHANSHYAMPUR	GHANSHYAMPUR	55	Y	N	N	N	N	N	Y	2	2
7401	CENTRAL BANK OF INDIA	4	15-02-2024	DARBHANGA	DARBHANGA	MANIGACCHI	44	Y	N	N	N	N	N	Y	1	1
7401	CENTRAL BANK OF INDIA	5	17-02-2024	DARBHANGA	DARBHANGA	GANGWARA	41	Y	N	N	N	N	N	Y	2	2
7401	CENTRAL BANK OF INDIA	6	15-03-2024	DARBHANGA	KEOTI	KEOTI	27	Y	N	N	N	N	N	Y	1	1
8901	CENTRAL BANK OF INDIA	45	01-02-2024	VAISHALI	BIDUPUR	SAIDPUR GANESH	395	Y	Y	Y	Y	Y	Y	Y	1	1
8901	CENTRAL BANK OF INDIA	46	01-02-2024	VAISHALI	BIDUPUR	KANCHANPUR	425	Y	Y	Y	Y	Y	Y	Y	1	1
8901	CENTRAL BANK OF INDIA	47	01-02-2024	VAISHALI	PATEHRI BELSAR	MANORA	298	N	N	N	N	N	N	Y	4	4
8901	CENTRAL BANK OF INDIA	48	01-02-2024	VAISHALI	CHEHRAKALA	ABAKPUR	425	N	N	N	N	N	N	Y	1	1
8901	CENTRAL BANK OF INDIA	49	01-02-2024	VAISHALI	CHEHRAKALA	KHWAJE CHAND CH	382	N	N	N	N	N	N	Y	1	1
8901	CENTRAL BANK OF INDIA	50	01-02-2024	VAISHALI	DESI	UFRAUL	375	N	N	N	N	N	N	Y	4	4
8901	CENTRAL BANK OF INDIA	51	01-02-2024	VAISHALI	DESI	JAFRABAD	288	N	N	N	N	N	N	Y	1	1
8901	CENTRAL BANK OF INDIA	52	01-03-2024	VAISHALI	BIDUPUR	DAUDNAGAR	275	Y	N	Y	Y	Y	Y	Y	4	4
8901	CENTRAL BANK OF INDIA	53	01-03-2024	VAISHALI	BIDUPUR	KHILWAT	325	Y	N	Y	Y	Y	Y	Y	4	4
8901	CENTRAL BANK OF INDIA	54	01-03-2024	VAISHALI	LALGANJ	BASANTA JAHANAB	345	N	N	N	N	N	N	Y	2	2
8901	CENTRAL BANK OF INDIA	55	01-03-2024	VAISHALI	LALGANJ	KARTAHAN BUZURG	312	N	N	N	N	N	N	Y	3	3
8901	CENTRAL BANK OF INDIA	56	01-03-2024	VAISHALI	CHEHRAKALA	AKHTIYARPUR SEH	353	N	N	N	N	N	N	Y	2	2
8901	CENTRAL BANK OF INDIA	57	01-03-2024	VAISHALI	CHEHRAKALA	CHHOURAHI	298	N	N	N	N	N	N	Y	1	1
8901	CENTRAL BANK OF INDIA	58	01-03-2024	VAISHALI	DESI	DESI	245	N	N	N	N	N	N	Y	1	1
8901	CENTRAL BANK OF INDIA	59	01-03-2024	VAISHALI	DESI	DHARMPUR RAIRAI	296	N	N	N	N	N	N	Y	2	2
8901	CENTRAL BANK OF INDIA	60	13-01-2024	VAISHALI	BIDUPUR	KHANPUR PAKRI	322	N	N	N	N	N	N	Y	4	4
8901	CENTRAL BANK OF INDIA	61	13-01-2024	VAISHALI	BIDUPUR	RAHMAPUR	425	Y	N	Y	Y	Y	Y	Y	4	4
8901	CENTRAL BANK OF INDIA	62	13-01-2024	VAISHALI	BIDUPUR	CHAKKANDAR KA	342	Y	N	Y	Y	Y	Y	Y	1	1
3701	PUNJAB NATIONAL BANK	60	03-01-2024	KAIMUR	RAMGARH	NANDNA	59	Y	Y	Y	Y	Y	Y	Y	SHG	FARMER
3701	PUNJAB NATIONAL BANK	61	08-01-2024	KAIMUR	RAMGARH	KARAUNDA	58	Y	Y	Y	Y	Y	Y	Y	SHG	FARMER
3701	PUNJAB NATIONAL BANK	62	10-01-2024	KAIMUR	BHAGWANPUR	KASER	57	Y	Y	Y	Y	Y	Y	Y	SHG	FARMER
3701	PUNJAB NATIONAL BANK	63	18-01-2024	KAIMUR	RAIPUR	JALALPUR	51	Y	Y	Y	Y	Y	Y	Y	SHG	FARMER
3701	PUNJAB NATIONAL BANK	64	03-02-2024	KAIMUR	BHABUA	MAHUWARI	65	Y	Y	Y	Y	Y	Y	Y	SHG	FARMER
3701	PUNJAB NATIONAL BANK	65	09-02-2024	KAIMUR	BHAGWANPUR	MOKARAM PACHHIM	68	Y	Y	Y	Y	Y	Y	Y	SHG	FARMER
3701	PUNJAB NATIONAL BANK	66	16-02-2024	KAIMUR	BHABUA	BARKAKIR	59	Y	Y	Y	Y	Y	Y	Y	SHG	FARMER
3701	PUNJAB NATIONAL BANK	67	21-02-2024	KAIMUR	CHAND	PAUPA	48	Y	Y	Y	Y	Y	Y	Y	SHG	FARMER
3701	PUNJAB NATIONAL BANK	68	28-02-2024	KAIMUR	CHAINPUR	AWNKHARA	52	Y	Y	Y	Y	Y	Y	Y	SCHOOL	FARMER
3701	PUNJAB NATIONAL BANK	69	04-03-2024	KAIMUR	DURGAWATI	SAKHEUPUR	56	Y	Y	Y	Y	Y	Y	Y	SHG	FARMER
3701	PUNJAB NATIONAL BANK	70	11-03-2024	KAIMUR	BHABUA	JAGE BARAWAN	62	Y	Y	Y	Y	Y	Y	Y	SHG	FARMER
3701	PUNJAB NATIONAL BANK	71	14-03-2024	KAIMUR	RAIPUR	NAUHATTA	52	Y	Y	Y	Y	Y	Y	Y	SHG	FARMER
3701	PUNJAB NATIONAL BANK	72	21-03-2024	KAIMUR	CHAND	KONAHRA	49	Y	Y	Y	Y	Y	Y	Y	FARMER	FARMER
3701	PUNJAB NATIONAL BANK	73	28-03-2024	KAIMUR	BHABUA	RUIYA	61	Y	Y	Y	Y	Y	Y	Y	FARMER	FARMER
4501	PUNJAB NATIONAL BANK	25	05-01-2024	BUXAR	CHAUSA	SIKRAUR	62	Y	Y	Y	Y	Y	Y	Y	SHG	FARMER
4501	PUNJAB NATIONAL BANK	26	10-01-2024	BUXAR	RAIPUR	BHARKHARA	52	Y	Y	Y	Y	Y	Y	Y	SHG	FARMER
4501	PUNJAB NATIONAL BANK	27	09-02-2024	BUXAR	RAIPUR	HETHUA	49	Y	Y	Y	Y	Y	Y	Y	SHG	FARMER
4501	PUNJAB NATIONAL BANK	28	17-02-2024	BUXAR	SIMRI	KATHAR	61	Y	Y	Y	Y	Y	Y	Y	SHG	FARMER
4501	PUNJAB NATIONAL BANK	29	14-03-2024	BUXAR	CHAKKI	CHANDA	63	Y	Y	Y	Y	Y	Y	Y	SHG	FARMER
5102	PUNJAB NATIONAL BANK	78	03-01-2024	NALANDA	GIRIAK	PURAINI	52	Y	Y	Y	Y	Y	Y	Y	SHG	FARMER
5102	PUNJAB NATIONAL BANK	79	08-01-2024	NALANDA	RAHUI	RAHUI	49	Y	Y	Y	Y	Y	Y	Y	SHG	FARMER

ANNEX III- PART B
QUARTERLY REPORT ON CONDUCT OF TARGET GROUP SPECIFIC CAMPS BY FLCs : Annexure-2 Part(B)
AS ON 31.03.2024

Bank Name	FLC Code	Sr. No. of Camp	Date of target specific camp (DD/MM/YYYY)	District	Block	Village	No Of Participants	Stakeholders present (Indicate Y/N)							Target Group Addressed (1. Farmers 2. Small Entrepreneurs 3. School Students 4. SHGs 5. Senior Citizen 6. Others)	
								LDM	DDM	LDO	Local Govt	NGO	BC	Others		
PUNJAB NATIONAL BANK	5102	80	18-01-2024	NALANDA	KARAI PARSURAI	MANIAWAN	61	Y	Y	Y	Y	Y	Y	Y	Y	SHG
PUNJAB NATIONAL BANK	5102	81	29-01-2024	NALANDA	KARAI PARSURAI	RAJIG	63	Y	Y	Y	Y	Y	Y	Y	Y	SHG
PUNJAB NATIONAL BANK	5102	82	02-02-2024	NALANDA	Biharsharif	NEPURA	59	Y	Y	Y	Y	Y	Y	Y	Y	FARMER
PUNJAB NATIONAL BANK	5102	83	07-02-2024	NALANDA		Ambat	68	Y	Y	Y	Y	Y	Y	Y	Y	SHG
PUNJAB NATIONAL BANK	5102	84	12-02-2024	NALANDA	THARTHARI	ASTA	67	Y	Y	Y	Y	Y	Y	Y	Y	FARMER
PUNJAB NATIONAL BANK	5102	85	14-02-2024	NALANDA	CHANDI	CHANDI	65	Y	Y	Y	Y	Y	Y	Y	Y	FARMER
PUNJAB NATIONAL BANK	5102	86	17-02-2024	NALANDA	HILSA	CHIKSAURA	61	Y	Y	Y	Y	Y	Y	Y	Y	FARMER
PUNJAB NATIONAL BANK	5102	87	21-02-2024	NALANDA	HARNAUT	TELMAR	68	Y	Y	Y	Y	Y	Y	Y	Y	SHG
PUNJAB NATIONAL BANK	5102	88	26-02-2024	NALANDA	HARNAUT	GOXHULPUR	57	Y	Y	Y	Y	Y	Y	Y	Y	FARMER
PUNJAB NATIONAL BANK	5102	89	28-02-2024	NALANDA	NOORSARAI	JAGDISHPUR TIAR	51	Y	Y	Y	Y	Y	Y	Y	Y	SHG
PUNJAB NATIONAL BANK	5102	90	02-03-2024	NALANDA	RAHUI	BARANDI	65	Y	Y	Y	Y	Y	Y	Y	Y	FARMER
PUNJAB NATIONAL BANK	5102	91	04-03-2024	NALANDA	SARHERA	BALLOPURPEAREPU	68	Y	Y	Y	Y	Y	Y	Y	Y	SHG
PUNJAB NATIONAL BANK	5102	92	11-03-2024	NALANDA	ASTHAWAN	PACHETAN	57	Y	Y	Y	Y	Y	Y	Y	Y	SHG
PUNJAB NATIONAL BANK	5102	93	14-03-2024	NALANDA	PARBALPUR	PLICH	65	Y	Y	Y	Y	Y	Y	Y	Y	SHG
PUNJAB NATIONAL BANK	5102	94	18-03-2024	NALANDA	KARAI PARSURAI	MIRNAGAR	61	Y	Y	Y	Y	Y	Y	Y	Y	SHG
PUNJAB NATIONAL BANK	5201	15	04-01-2024	BHOJIPUR	ARRAH	CHHTARSAINPUR	67	Y	Y	Y	Y	Y	Y	Y	Y	FARMER
PUNJAB NATIONAL BANK	5201	16	08-01-2024	BHOJIPUR	UDWANT NAGAR	BHOJPATPUR	59	Y	Y	Y	Y	Y	Y	Y	Y	SHG
PUNJAB NATIONAL BANK	5201	17	20-01-2024	BHOJIPUR	AGIAGN	NARAYANPUR	68	Y	Y	Y	Y	Y	Y	Y	Y	SHG
PUNJAB NATIONAL BANK	5201	18	24-01-2024	BHOJIPUR	KOILWAR	SURAUD-A	67	Y	Y	Y	Y	Y	Y	Y	Y	SCHOOL
PUNJAB NATIONAL BANK	5201	19	27-01-2024	BHOJIPUR	KOILWAR	BIRAMPUR	57	Y	Y	Y	Y	Y	Y	Y	Y	SHG
PUNJAB NATIONAL BANK	5201	20	14-02-2024	BHOJIPUR	BARHARA	SHEO D ARA	51	Y	Y	Y	Y	Y	Y	Y	Y	SHG
PUNJAB NATIONAL BANK	5201	21	02-03-2024	BHOJIPUR	KOILWAR	SAKADDI	65	Y	Y	Y	Y	Y	Y	Y	Y	SHG
PUNJAB NATIONAL BANK	5201	22	08-03-2024	BHOJIPUR	KOILWAR	CHANDWA	68	Y	Y	Y	Y	Y	Y	Y	Y	FARMER
PUNJAB NATIONAL BANK	5701	23	16-03-2024	BHOJIPUR	BARHARA	BALLUA	59	Y	Y	Y	Y	Y	Y	Y	Y	FARMER
PUNJAB NATIONAL BANK	5701	24	25-03-2024	BHOJIPUR	GARHANI	BALBANDH	56	Y	Y	Y	Y	Y	Y	Y	Y	SHG
PUNJAB NATIONAL BANK	5801	9	03-01-2024	AURANGABAD	NARDIGANJ	WOHARI	67	Y	Y	Y	Y	Y	Y	Y	Y	SHG
PUNJAB NATIONAL BANK	5801	10	12-01-2024	AURANGABAD	NARDIGANJ	DHIRAUNDH	59	Y	Y	Y	Y	Y	Y	Y	Y	SHG
PUNJAB NATIONAL BANK	5801	11	09-02-2024	AURANGABAD	WARISALGANJ	HAIJUR	68	Y	Y	Y	Y	Y	Y	Y	Y	SHG
PUNJAB NATIONAL BANK	5801	12	23-02-2024	AURANGABAD	NAWADA	JHUNATHI	67	Y	Y	Y	Y	Y	Y	Y	Y	SHG
PUNJAB NATIONAL BANK	5801	13	12-03-2024	AURANGABAD	KASHI CHAK	PARBAT	59	Y	Y	Y	Y	Y	Y	Y	Y	FARMER
PUNJAB NATIONAL BANK	5902	14	20-03-2024	AURANGABAD	AHARPUR	PIKAUNTA	68	Y	Y	Y	Y	Y	Y	Y	Y	FARMER
PUNJAB NATIONAL BANK	5902	95	04-01-2024	NAWADA	MAKHIDUMPUR	MAKHIDUMPLR (NP)	68	Y	Y	Y	Y	Y	Y	Y	Y	SHG
PUNJAB NATIONAL BANK	5902	96	09-01-2024	NAWADA	HULASGANJ	SURAPUR	57	Y	Y	Y	Y	Y	Y	Y	Y	SHG
PUNJAB NATIONAL BANK	5902	97	18-01-2024	NAWADA	KAKO	BHARTHUA	51	Y	Y	Y	Y	Y	Y	Y	Y	SCHOOL
PUNJAB NATIONAL BANK	5902	98	25-01-2024	NAWADA	JEHANABAD	KENARI	65	Y	Y	Y	Y	Y	Y	Y	Y	SHG
PUNJAB NATIONAL BANK	5902	99	12-02-2024	NAWADA	RATNI FARIDPUR	PIRUPA	68	Y	Y	Y	Y	Y	Y	Y	Y	FARMER
PUNJAB NATIONAL BANK	5902	100	23-02-2024	NAWADA	HULASGANJ	SARWAN	57	Y	Y	Y	Y	Y	Y	Y	Y	FARMER
PUNJAB NATIONAL BANK	5902	101	04-03-2024	NAWADA	MAKHIDUMPUR	KACHWANWAN	51	Y	Y	Y	Y	Y	Y	Y	Y	FARMER
PUNJAB NATIONAL BANK	5902	102	11-03-2024	NAWADA	KAKO	IMALUA	65	Y	Y	Y	Y	Y	Y	Y	Y	SHG
PUNJAB NATIONAL BANK	5902	103	18-03-2024	NAWADA	JEHANABAD	GONSA	68	Y	Y	Y	Y	Y	Y	Y	Y	FARMER
PUNJAB NATIONAL BANK	6002	104	02-01-2024	PATNA	PUNPUN	DUMRI	59	Y	Y	Y	Y	Y	Y	Y	Y	SHG
PUNJAB NATIONAL BANK	6002	105	06-01-2024	PATNA	MANER	PABHERA	48	Y	Y	Y	Y	Y	Y	Y	Y	SHG
PUNJAB NATIONAL BANK	6002	106	09-01-2024	PATNA	MANER	BHADSARA	52	Y	Y	Y	Y	Y	Y	Y	Y	SHG
PUNJAB NATIONAL BANK	6002	107	12-01-2024	PATNA	ATHMANGOLA	ATHMANGOLA	56	Y	Y	Y	Y	Y	Y	Y	Y	SHG
PUNJAB NATIONAL BANK	6002	108	17-01-2024	PATNA	FATWAH	DUMRI	52	Y	Y	Y	Y	Y	Y	Y	Y	SHG
PUNJAB NATIONAL BANK	6002	109	20-01-2024	PATNA	PATNA RURAL	PATNA (M CORP.	52	Y	Y	Y	Y	Y	Y	Y	Y	SHG
PUNJAB NATIONAL BANK	6002	110	23-01-2024	PATNA	BIHTA	SAMISARA	49	Y	Y	Y	Y	Y	Y	Y	Y	SHG
PUNJAB NATIONAL BANK	6002	111	29-01-2024	PATNA	MANER	POTHI	61	Y	Y	Y	Y	Y	Y	Y	Y	SCHOOL
PUNJAB NATIONAL BANK	6002	112	01-02-2024	PATNA	DINAPUR-CUM-KHA	PATLAPUR	63	Y	Y	Y	Y	Y	Y	Y	Y	SHG
PUNJAB NATIONAL BANK	6002	113	06-02-2024	PATNA	MANER	MASAUHHA	59	Y	Y	Y	Y	Y	Y	Y	Y	FARMER

ANNEX III - PART B
QUARTERLY REPORT ON CONDUCT OF TARGET GROUP SPECIFIC CAMPS BY ELG : Annexure-2 Part(B)
 AS ON 31.03.2024

Bank Name	FIC Code	Sr. No. of Camp	Date of target specific camp (DD/MM/YYYY)	District	Block	Village	No Of Participants	Stakeholders present (Indicate Y/N)							Target Group Addressed (1. Farmers 2. Small Entrepreneurs 3. School Students 4. SHGs 5. Senior Citizen 6. Others)
								LDM	DDM	LDO	Local Govt	NSD	BC	Others	
PUNJAB NATIONAL BANK	6002	114	09-02-2024	PATNA	MANER	SABNIMA	68	Y	Y	Y	Y	Y	Y	FARMER	
PUNJAB NATIONAL BANK	6002	115	13-02-2024	PATNA	MANER	NADPUR	67	Y	Y	Y	Y	Y	Y	FARMER	
PUNJAB NATIONAL BANK	6002	116	16-02-2024	PATNA	GHOSWARI	SAMAYA NO 5 (SA	59	Y	Y	Y	Y	Y	Y	SHG	
PUNJAB NATIONAL BANK	6002	117	20-02-2024	PATNA	PALIGANI	JANPUR (CT)	68	Y	Y	Y	Y	Y	Y	FARMER	
PUNJAB NATIONAL BANK	6002	118	22-02-2024	PATNA	BIHTA	PARKHOTIMPUR PA	67	Y	Y	Y	Y	Y	Y	SHG	
PUNJAB NATIONAL BANK	6002	119	27-02-2024	PATNA	MASAUHRI	DALUATPUR	59	Y	Y	Y	Y	Y	Y	SHG	
PUNJAB NATIONAL BANK	6002	120	28-02-2024	PATNA	MASAUHRI	DEORIA	68	Y	Y	Y	Y	Y	Y	SHG	
PUNJAB NATIONAL BANK	6002	121	02-03-2024	PATNA	PALIGANI	PAIGANMARPUR	67	Y	Y	Y	Y	Y	Y	SHG	
PUNJAB NATIONAL BANK	6002	122	04-03-2024	PATNA	FATWAH	MAUJIPUR	59	Y	Y	Y	Y	Y	Y	SHG	
PUNJAB NATIONAL BANK	6002	123	11-03-2024	PATNA	DINAPUR-CUM-KHA	PANAPUR	68	Y	Y	Y	Y	Y	Y	SCHOOL	
PUNJAB NATIONAL BANK	6002	124	13-03-2024	PATNA	MASAUHRI	CHAPAU	67	Y	Y	Y	Y	Y	Y	SHG	
PUNJAB NATIONAL BANK	6002	125	16-03-2024	PATNA	DHANARUA	PABHERI	57	Y	Y	Y	Y	Y	Y	SHG	
PUNJAB NATIONAL BANK	6002	126	18-03-2024	PATNA	NAUBATPUR	PIRAWAN	51	Y	Y	Y	Y	Y	Y	SHG	
PUNJAB NATIONAL BANK	6002	127	20-03-2024	PATNA	DHANARUA	HULAS CHAK	65	Y	Y	Y	Y	Y	Y	FARMER	
PUNJAB NATIONAL BANK	6002	128	25-03-2024	PATNA	DINAPUR-CUM-KHA	ASOPJR	68	Y	Y	Y	Y	Y	Y	FARMER	
PUNJAB NATIONAL BANK	6002	129	07-03-2024	PATNA	BAH	EKDANGA	59	Y	Y	Y	Y	Y	Y	SHG	
PUNJAB NATIONAL BANK	6002	130	28-03-2024	PATNA	DULHIN BAZAR	SILHOURI	48	Y	Y	Y	Y	Y	Y	SHG	
PUNJAB NATIONAL BANK	6002	131	30-03-2024	PATNA	DANJAWAN	SHAHJAHANPUR	52	Y	Y	Y	Y	Y	Y	FARMER	
PUNJAB NATIONAL BANK	6002	132	03-01-2024	ROHTAS	KARAKAT	KULSI	56	Y	Y	Y	Y	Y	Y	SHG	
PUNJAB NATIONAL BANK	6702	133	06-01-2024	ROHTAS	KARGAHR	USANA	62	Y	Y	Y	Y	Y	Y	SHG	
PUNJAB NATIONAL BANK	6702	134	12-01-2024	ROHTAS	AKORHI GOLA	BARARHI	52	Y	Y	Y	Y	Y	Y	SHG	
PUNJAB NATIONAL BANK	6702	135	16-01-2024	ROHTAS	TILOUTHU	SARAWA (CT)	49	Y	Y	Y	Y	Y	Y	SHG	
PUNJAB NATIONAL BANK	6702	136	20-01-2024	ROHTAS	NASRIGANJ	DEHRI	61	Y	Y	Y	Y	Y	Y	SHG	
PUNJAB NATIONAL BANK	6702	137	25-01-2024	ROHTAS	NASRIGANJ	SAHGI	63	Y	Y	Y	Y	Y	Y	SHG	
PUNJAB NATIONAL BANK	6702	138	30-01-2024	ROHTAS	ROHTAS	KOATH (NP)	59	Y	Y	Y	Y	Y	Y	SHG	
PUNJAB NATIONAL BANK	6702	139	01-02-2024	ROHTAS	ROHTAS	KUSDIRA	68	Y	Y	Y	Y	Y	Y	SHG	
PUNJAB NATIONAL BANK	6702	140	03-02-2024	ROHTAS	NASRIGANJ	SIWAN	67	Y	Y	Y	Y	Y	Y	FARMER	
PUNJAB NATIONAL BANK	6702	141	06-02-2024	ROHTAS	KARGAHR	NASRIGANJ (NP)	57	Y	Y	Y	Y	Y	Y	FARMER	
PUNJAB NATIONAL BANK	6702	142	09-02-2024	ROHTAS	KOCHAS	TENJUNI	51	Y	Y	Y	Y	Y	Y	FARMER	
PUNJAB NATIONAL BANK	6702	143	13-02-2024	ROHTAS	DAWATH	KUCH-HILA	65	Y	Y	Y	Y	Y	Y	SHG	
PUNJAB NATIONAL BANK	6702	144	16-02-2024	ROHTAS	ROHTAS	CHATRA	68	Y	Y	Y	Y	Y	Y	SHG	
PUNJAB NATIONAL BANK	6702	145	20-02-2024	ROHTAS	SASARAM	KONAR	59	Y	Y	Y	Y	Y	Y	FARMER	
PUNJAB NATIONAL BANK	6702	146	23-02-2024	ROHTAS	SASARAM	UCHITPUR	48	Y	Y	Y	Y	Y	Y	SHG	
PUNJAB NATIONAL BANK	6702	147	27-02-2024	ROHTAS	DEHRI	DARIHAT	67	Y	Y	Y	Y	Y	Y	SHG	
PUNJAB NATIONAL BANK	6702	148	01-03-2024	ROHTAS	DEHRI	GHONGHAHA	49	Y	Y	Y	Y	Y	Y	SHG	
PUNJAB NATIONAL BANK	6702	149	11-03-2024	ROHTAS	BIKRAMGANJ	NONHAR	61	Y	Y	Y	Y	Y	Y	SHG	
PUNJAB NATIONAL BANK	6702	150	13-03-2024	ROHTAS	TILOUTHU	SHUPUR	63	Y	Y	Y	Y	Y	Y	SHG	
PUNJAB NATIONAL BANK	6702	151	15-03-2024	ROHTAS	TILOUTHU	CHANPURA	59	Y	Y	Y	Y	Y	Y	SHG	
PUNJAB NATIONAL BANK	6702	152	21-03-2024	ROHTAS	AKORHI GOLA	CHANDI	68	Y	Y	Y	Y	Y	Y	SHG	
PUNJAB NATIONAL BANK	6702	153	25-03-2024	ROHTAS	KARGAHR	TENDUWA	67	Y	Y	Y	Y	Y	Y	SCHOOL	
PUNJAB NATIONAL BANK	7002	154	28-03-2024	ROHTAS	SASARAM	AGRER	57	Y	Y	Y	Y	Y	Y	SHG	
PUNJAB NATIONAL BANK	7002	30	03-01-2024	GAYA	KONCH	BISHUNATPUR	59	Y	Y	Y	Y	Y	Y	SCHOOL	
PUNJAB NATIONAL BANK	7002	31	10-01-2024	GAYA	SMAAS	KARAMDIH	68	Y	Y	Y	Y	Y	Y	SHG	
PUNJAB NATIONAL BANK	7002	32	18-01-2024	GAYA	WAZIRGANJ	TARAWAN	48	Y	Y	Y	Y	Y	Y	FARMER	
PUNJAB NATIONAL BANK	7002	33	25-01-2024	GAYA	IMAMGANJ	SALAWA	55	Y	Y	Y	Y	Y	Y	SHG	
PUNJAB NATIONAL BANK	7002	34	01-02-2024	GAYA	MANPUR	USRI	65	Y	Y	Y	Y	Y	Y	FARMER	
PUNJAB NATIONAL BANK	7002	35	06-02-2024	GAYA	DOBHI	PATAK BIGHA	68	Y	Y	Y	Y	Y	Y	SHG	
PUNJAB NATIONAL BANK	7002	36	12-02-2024	GAYA	MOHANPUR	RANIDASA	55	Y	Y	Y	Y	Y	Y	FARMER	
PUNJAB NATIONAL BANK	7002	37	14-02-2024	GAYA	BELAGANJ	LODIPUR	59	Y	Y	Y	Y	Y	Y	SHG	
PUNJAB NATIONAL BANK	7002	38	20-02-2024	GAYA	DOBHI	LEMOGARA	61	Y	Y	Y	Y	Y	Y	SHG	

QUARTERLY REPORT ON CONDUCT OF TARGET GROUP SPECIFIC CAMPS BY FLCs : Annexure-2 Part(B)
AS ON 31.03.2024

Bank Name	FLC Code	Sr. No. of Camp	Date of target specific camp (DD/MM/YYYY)	District	Block	Village	No Of Participants	Stakeholders Present (Indicate Y/N)							Target Group Addressed (1. Farmers 2. Small Entrepreneurs 3. School Students 4. SHGs 5. Senior Citizen 6. Others)
								IDM	DDM	LDG	Local Govt	NGO	BC	Others	
PUNJAB NATIONAL BANK	7002	39	23-02-2024	GAYA	MOHANPUR	LAKHAIPUR	68	Y	Y	Y	Y	Y	Y	Y	SHG
PUNJAB NATIONAL BANK	7002	40	28-02-2024	GAYA	DOBHI	GHIR SINDI KALA	55	Y	Y	Y	Y	Y	Y	Y	SHG
PUNJAB NATIONAL BANK	7002	41	02-03-2024	GAYA	DUMARIA	MAJHAULI	59	Y	Y	Y	Y	Y	Y	Y	SHG
PUNJAB NATIONAL BANK	7002	42	09-03-2024	GAYA	MOHANPUR	BARKI BIHLA	61	Y	Y	Y	Y	Y	Y	Y	SHG
PUNJAB NATIONAL BANK	7002	43	13-03-2024	GAYA	FATEHPUR	CHAMRU CHAK	68	Y	Y	Y	Y	Y	Y	Y	SHG
PUNJAB NATIONAL BANK	7002	44	15-03-2024	GAYA	KONCH	KER	45	Y	Y	Y	Y	Y	Y	Y	SHG
PUNJAB NATIONAL BANK	7002	45	18-03-2024	GAYA	SHERGHATI	SHERGHATI (NP)	48	Y	Y	Y	Y	Y	Y	Y	SCHOOL
PUNJAB NATIONAL BANK	7002	46	21-03-2024	GAYA	BELAGANJ	BHALUA	58	Y	Y	Y	Y	Y	Y	Y	SHG
PUNJAB NATIONAL BANK	7002	47	25-03-2024	GAYA	MOHANPUR	DANGRA	56	Y	Y	Y	Y	Y	Y	Y	FARMER
PUNJAB NATIONAL BANK	7002	48	30-03-2024	GAYA	SHERGHATI	MAHAMMADPUR	62	Y	Y	Y	Y	Y	Y	Y	FARMER
PUNJAB NATIONAL BANK	7502	74	04-01-2024	LAKHISARAI	LAKHISARAI	BILAURI	63	Y	Y	Y	Y	Y	Y	Y	SHG
PUNJAB NATIONAL BANK	7502	75	11-01-2024	LAKHISARAI	BARAHIYA	SARMA	59	Y	Y	Y	Y	Y	Y	Y	FARMER
PUNJAB NATIONAL BANK	7502	76	08-02-2024	LAKHISARAI	BARAHIYA	LAKHISARAI (NAG)	68	Y	Y	Y	Y	Y	Y	Y	SHG
PUNJAB NATIONAL BANK	7502	77	16-02-2024	LAKHISARAI	SURAJGARHA	GHUSET	62	Y	Y	Y	Y	Y	Y	Y	FARMER
PUNJAB NATIONAL BANK	8102	49	09-01-2024	JEHANABAD	DAUDNAGAR	KHAIIRA MAJHAULI	52	Y	Y	Y	Y	Y	Y	Y	SHG
PUNJAB NATIONAL BANK	8102	50	15-01-2024	JEHANABAD	DAUDNAGAR	CHEIN NAWADA	49	Y	Y	Y	Y	Y	Y	Y	FARMER
PUNJAB NATIONAL BANK	8102	51	29-01-2024	JEHANABAD	DAUDNAGAR	SIHARI KHURD	61	Y	Y	Y	Y	Y	Y	Y	SHG
PUNJAB NATIONAL BANK	8102	52	05-02-2024	JEHANABAD	HASPURA	TARARI	48	Y	Y	Y	Y	Y	Y	Y	FARMER
PUNJAB NATIONAL BANK	8102	53	08-02-2024	JEHANABAD	DAUDNAGAR	HARIHAR URDANA	52	Y	Y	Y	Y	Y	Y	Y	SHG
PUNJAB NATIONAL BANK	8102	54	23-02-2024	JEHANABAD	NABINAGAR	HARIHAR URDANA	56	Y	Y	Y	Y	Y	Y	Y	SHG
PUNJAB NATIONAL BANK	8102	55	04-03-2024	JEHANABAD	NABINAGAR	SAGNA	62	Y	Y	Y	Y	Y	Y	Y	SHG
PUNJAB NATIONAL BANK	8102	56	12-03-2024	JEHANABAD	DAUDNAGAR	MAHAVAR	52	Y	Y	Y	Y	Y	Y	Y	SHG
PUNJAB NATIONAL BANK	8102	57	15-03-2024	JEHANABAD	DIO	MAJHAULI	49	Y	Y	Y	Y	Y	Y	Y	FARMER
PUNJAB NATIONAL BANK	8102	58	18-03-2024	JEHANABAD	NABINAGAR	ARIYAWAN	61	Y	Y	Y	Y	Y	Y	Y	SHG
PUNJAB NATIONAL BANK	3102	59	25-03-2024	JEHANABAD	BARUN	PAUTHU	63	Y	Y	Y	Y	Y	Y	Y	FARMER
PUNJAB NATIONAL BANK	10901	1	03-01-2024	ARWAL	KARPI	ABGLIA	51	Y	Y	Y	Y	Y	Y	Y	FARMER
PUNJAB NATIONAL BANK	10901	2	06-01-2024	ARWAL	KARPI	KEAL	65	Y	Y	Y	Y	Y	Y	Y	FARMER
PUNJAB NATIONAL BANK	10901	3	01-02-2024	ARWAL	KURTHA	BARA	68	Y	Y	Y	Y	Y	Y	Y	FARMER
PUNJAB NATIONAL BANK	10901	4	03-02-2024	ARWAL	KURTHA	KHENIKARAN SARAI	59	Y	Y	Y	Y	Y	Y	Y	SHG
PUNJAB NATIONAL BANK	10901	5	25-01-2024	ARWAL	KALER	AGNUR	48	Y	Y	Y	Y	Y	Y	Y	FARMER
PUNJAB NATIONAL BANK	10901	6	20-02-2024	ARWAL	KALER	USRI	67	Y	Y	Y	Y	Y	Y	Y	SHG
PUNJAB NATIONAL BANK	10901	7	11-03-2024	ARWAL	SONBHADRA BANSI	KHARASIN	57	Y	Y	Y	Y	Y	Y	Y	SHG
PUNJAB NATIONAL BANK	10901	8	21-03-2024	ARWAL	SONBHADRA BANSI	ANUJAN	51	Y	Y	Y	Y	Y	Y	Y	SHG
CANARA BANK	79	1	01-01-2024	Sheikhpura	Barbigha	Samas Bupura, 5	45	N	N	N	N	Y	Y	Y	4
CANARA BANK	79	2	02-01-2024	Sheikhpura	G Kushumbha	Jitapur, G Kusu	32	Y	N	N	N	N	N	Y	1
CANARA BANK	79	3	03-01-2024	Sheikhpura	Sheikhpura	Sheikhpura	45	Y	N	N	N	N	N	Y	2
CANARA BANK	79	4	04-01-2024	Sheikhpura	Kushumbha	Mafo, G Kushumbh	45	Y	N	N	N	N	N	Y	1
CANARA BANK	79	5	04-01-2024	Sheikhpura	Sheikhpura	Sheikhpura	45	Y	N	N	N	N	N	Y	2
CANARA BANK	79	6	05-01-2024	Sheikhpura	S.Sarai	Mivan, bigha, S	35	N	N	N	N	N	N	Y	1
CANARA BANK	79	7	05-01-2024	Sheikhpura	Sheikhpura	Sheikhpura	10	Y	N	N	N	N	N	Y	5
CANARA BANK	79	8	06-01-2024	Sheikhpura	S.Sarai	Badeli, S sarai,	52	Y	N	N	N	N	N	Y	2
CANARA BANK	79	9	09-01-2024	Sheikhpura	Barbigha	Buneshra, Barb,	21	N	N	N	N	N	N	Y	5
CANARA BANK	79	10	10-01-2024	Sheikhpura	Kushumbha	Rajauli, G Kusu	42	N	N	N	N	N	N	Y	4
CANARA BANK	79	11	11-01-2024	Sheikhpura	S.Sarai	S.Sarai, Sheikh	40	N	N	N	N	N	N	Y	6
CANARA BANK	79	12	12-01-2024	Sheikhpura	Barbigha	Sarwa, Barbigha,	45	N	N	N	N	N	N	Y	6
CANARA BANK	79	13	12-01-2024	Sheikhpura	Sheikhpura	Sheikhpura	10	Y	N	N	N	N	N	Y	6
CANARA BANK	79	14	19-01-2024	Sheikhpura	Sheikhpura	Sheikhpura	8	Y	N	N	N	N	N	Y	6
CANARA BANK	79	15	20-01-2024	Sheikhpura	Sheikhpura	Sheikhpura	75	N	N	N	N	N	N	Y	1
CANARA BANK	79	16	20-01-2024	Sheikhpura	Barbigha	Babhan, Barbigha	90	N	N	N	N	N	N	Y	1
CANARA BANK	79	17	23-01-2024	Sheikhpura	Arnyari	Saxwahma, Arnyar	90	Y	N	Y	Y	Y	Y	Y	2

QUARTERLY REPORT ON CONDUCT OF TARGET GROUP SPECIFIC CAMPS BY FLCs : Annexure-2 Part(B)

AS ON 31.03.2024

Bank Name	FLC Code	Sr. No. of Camp	Date of target specific camp (DD/MM/YYYY)	District	Block	Village	No Of Participants	Stakeholders present (Indicate Y/N)						Target Group Addressed (1. Farmers 2. Small Entrepreneurs 3. School Students 4. SHGs 5. Senior Citizen 6. Others)		
								LDM	DDM	DDO	Local Govt.	NGO	BC		Others	
CANARA BANK	79	18	23-01-2024	Sheikhpura	Chewara	Chewara	250	Y	N	Y	Y	Y	Y	1	1	
CANARA BANK	79	19	24-01-2024	Sheikhpura	Sarai	Sarai	356	Y	N	Y	Y	Y	Y	Y	1	1
CANARA BANK	79	20	25-01-2024	Sheikhpura	Sheikhpura	Sheikhpura	11	Y	N	Y	N	N	N	Y	6	6
CANARA BANK	79	21	01-02-2024	Sheikhpura	Sheikhpura	Sheikhpura	52	Y	N	Y	N	N	N	Y	2	2
CANARA BANK	79	22	01-02-2024	Sheikhpura	Barbigha	Amas Khurd,Bar	85	N	N	Y	Y	N	N	Y	4	4
CANARA BANK	79	23	02-02-2024	Sheikhpura	Barbigha	Teus, Barbigha,	92	N	N	Y	Y	N	N	Y	1	1
CANARA BANK	79	24	02-02-2024	Sheikhpura	Barbigha	Samas Buzurg,ba	150	N	N	Y	Y	Y	N	Y	1	1
CANARA BANK	79	25	02-02-2024	Sheikhpura	Sarai	Sugiya, S.Sarai,	45	N	N	Y	Y	Y	N	Y	1	1
CANARA BANK	79	26	03-02-2024	Sheikhpura	Chewara	Chewara,Sheikh	85	N	N	Y	Y	Y	N	Y	5	5
CANARA BANK	79	27	03-02-2024	Sheikhpura	Chewara	Barari,Chewara,	45	N	N	Y	Y	Y	N	Y	2	2
CANARA BANK	79	28	09-02-2024	Sheikhpura	Sheikhpura	Sheikhpura	10	Y	N	Y	Y	N	N	Y	6	6
CANARA BANK	79	29	09-02-2024	Sheikhpura	Patna	Patna,Mourava H	16	N	Y	Y	Y	N	N	Y	10	10
CANARA BANK	79	30	26-02-2024	Sheikhpura	Sheikhpura	Sheikhpura	60	Y	N	Y	N	N	N	Y	3	3
CANARA BANK	79	31	27-02-2024	Sheikhpura	Chewara	Sheikhpura	225	N	N	Y	N	N	N	Y	3	3
CANARA BANK	79	32	27-02-2024	Sheikhpura	Chewara	Sheikhpura	185	N	Y	N	N	N	Y	N	3	3
CANARA BANK	79	33	27-02-2024	Sheikhpura	Sheikhpura	Sheikhpura	45	Y	Y	Y	Y	N	Y	N	6	6
CANARA BANK	79	34	27-02-2024	Sheikhpura	Ariyari	Saswaha,Ariyar	65	N	Y	N	Y	Y	N	Y	4	4
CANARA BANK	79	35	28-02-2024	Sheikhpura	Chewara	Sheikhpura,Chew	50	N	N	Y	N	N	N	Y	6	6
CANARA BANK	79	36	28-02-2024	Sheikhpura	Chewara	Sijhor, Chewara	30	N	Y	N	N	N	N	Y	2	2
CANARA BANK	79	37	29-02-2024	Sheikhpura	Barbigha	Barbigha	215	N	N	Y	N	N	N	Y	3	3
CANARA BANK	79	38	29-02-2024	Sheikhpura	Barbigha	Barbigha	47	N	N	N	N	N	N	Y	6	6
CANARA BANK	79	39	29-02-2024	Sheikhpura	Barbigha	Teus Sheikhpura	185	N	N	Y	N	N	N	Y	3	3
CANARA BANK	79	40	01-03-2024	Sheikhpura	Barbigha	Barbigha	235	N	N	Y	N	N	N	Y	3	3
CANARA BANK	79	41	01-03-2024	Sheikhpura	Sarai	S.Sarai,Sheikhp	172	N	N	Y	N	N	N	Y	3	3
CANARA BANK	79	42	06-03-2024	Sheikhpura	Sheikhpura	Sheikhpura	75	Y	N	Y	N	Y	N	Y	2	2
CANARA BANK	79	43	07-03-2024	Sheikhpura	Sheikhpura	Sheikhpura	35	Y	N	N	N	N	N	Y	2	2
CANARA BANK	79	44	08-03-2024	Sheikhpura	Sheikhpura	Sheikhpura	8	Y	N	N	Y	N	N	Y	16	16
CANARA BANK	79	45	11-03-2024	Sheikhpura	Sheikhpura	Sheikhpura	32	N	N	N	N	N	N	Y	4	4
CANARA BANK	79	46	12-03-2024	Sheikhpura	Barbigha	Barbigha	45	N	N	N	N	N	N	Y	5	5
CANARA BANK	79	47	13-04-2024	Sheikhpura	Barbigha	Barbigha	45	N	N	N	N	N	N	Y	4	4
CANARA BANK	79	48	13-03-2024	Sheikhpura	Barbigha	Barbigha	50	N	N	N	N	N	N	Y	1	1
CANARA BANK	79	49	13-03-2024	Sheikhpura	Barbigha	Barbigha	52	N	N	N	N	N	N	Y	1	1
CANARA BANK	79	50	14-03-2024	Sheikhpura	Barbigha	Wilkhichak,Bar	37	N	N	N	N	N	N	Y	1	1
CANARA BANK	79	51	14-03-2024	Sheikhpura	Sarai	Chema, S.Sarai	63	N	N	N	N	N	N	Y	1	1
CANARA BANK	79	52	15-03-2024	Sheikhpura	Barbigha	Pinjari, Barbigha,	50	N	N	N	N	N	N	Y	2	2
CANARA BANK	79	53	15-03-2024	Sheikhpura	Sheikhpura	panchi, Sarai	40	N	N	N	N	N	N	Y	5	5
CANARA BANK	79	54	16-03-2024	Sheikhpura	Sheikhpura	Sheikhpura	50	N	N	N	N	N	N	Y	4	4
CANARA BANK	79	55	16-03-2024	Sheikhpura	Sheikhpura	Audhy,Sheikhpur	17	N	N	N	N	N	N	Y	5	5
CANARA BANK	79	56	19-03-2024	Sheikhpura	G Kusumbha	G Kusumbha	45	N	N	N	N	N	N	Y	1	1
CANARA BANK	79	57	19-03-2024	Sheikhpura	G Kusumbha	G Kusumbha	42	N	N	N	N	N	N	Y	1	1
UCO BANK	8001	1	02-01-2024	Bhagalpur	Kahaigaon	Ekdara	60	N	N	N	N	N	N	Y	YES	1
UCO BANK	8001	2	03-01-2024	Bhagalpur	Nath Nagar	Kajrahi	44	Y	N	N	Y	N	N	Y	YES	1
UCO BANK	8001	3	04-01-2024	Bhagalpur	Samhaila	Tarar	46	N	N	N	N	N	N	Y	YES	2
UCO BANK	8001	4	05-01-2024	Bhagalpur	Sabour	Jichu	44	Y	N	N	Y	N	Y	YES	4	4
UCO BANK	8001	5	06-01-2024	Bhagalpur	Pirpanti	Manikpur	46	Y	N	N	Y	N	Y	YES	4	4
UCO BANK	8001	6	08-01-2024	Bhagalpur	Pirpanti	Payalapur	46	N	N	N	N	N	N	Y	YES	5
UCO BANK	8001	7	09-01-2024	Bhagalpur	Kahaigaon	Ekchari	46	N	N	N	N	N	N	Y	YES	4
UCO BANK	8001	8	10-01-2024	Bhagalpur	Sabour	Bahadurpur	42	Y	N	N	Y	N	N	Y	YES	4
UCO BANK	8001	9	11-01-2024	Bhagalpur	Pirpanti	Gohar	50	N	N	N	N	N	N	Y	YES	4
UCO BANK	8001	10	12-01-2024	Bhagalpur	Kahaigaon	Kahaigaon	42	Y	N	N	Y	N	Y	YES	4	4

ANNEX III- PART B
QUARTERLY REPORT ON CONDUCT OF TARGET GROUP SPECIFIC CAMPS BY FLCs - Annexure-2 Part(B)
AS ON 31.03.2024

Bank Name	FLC Code	Sr. No. of Camp	Date of target specific camp (DD/MM/YYYY)	District	Block	Village	No Of Participants	Stakeholders present (Indicate Y/N)							Target Group Addressed (1. Farmers 2. Small Entrepreneurs 3. School Students 4. SHGs 5. Senior Citizen 6. Others)
								LDM	DDM	LDG	Local Govt	NG	BC	Others	
UCO BANK	8001	11	15-01-2024	Bhagalpur	Kahalgao	NTPC Kahalgao	42	Y	N	N	N	Y	YES	4	
UCO BANK	8001	12	16-01-2024	Bhagalpur	Sabour	Fatehpur	42	Y	N	N	N	Y	YES	4	
UCO BANK	8001	13	17-01-2024	Bhagalpur	Pirpanti	Budhuchak	44	Y	N	N	N	Y	YES	1	
UCO BANK	8001	14	18-01-2024	Bhagalpur	Kahalgao	Nandlalpur	42	Y	N	N	N	Y	YES	4	
UCO BANK	8001	15	24-01-2024	Bhagalpur	Sabour	Sabour	44	Y	N	N	N	Y	YES	1	
UCO BANK	8001	16	25-01-2024	Bhagalpur	Pirpanti	Fauzdar	22	N	N	N	N	Y	YES	4	
UCO BANK	8001	17	29-01-2024	Bhagalpur	Pirpanti	Barahat	44	N	N	N	N	Y	YES	4	
UCO BANK	8001	18	01-02-2024	Bhagalpur	Kahalgao	NTPC Kahalgao	44	N	N	N	N	Y	YES	4	
UCO BANK	8001	19	02-02-2024	Bhagalpur	Kahalgao	Ekchari	46	N	N	N	N	Y	YES	4	
UCO BANK	8001	20	03-02-2024	Bhagalpur	Kahalgao	Nandlalpur	44	N	N	N	N	Y	YES	1	
UCO BANK	8001	21	05-02-2024	Bhagalpur	Sanhaua	Sanokhar Hat	43	N	N	N	N	Y	YES	1	
UCO BANK	8001	22	06-02-2024	Bhagalpur	Kahalgao	Kahalgao	41	N	N	N	N	Y	YES	4	
UCO BANK	8001	23	08-02-2024	Bhagalpur	Pirpanti	Pyalapur	39	N	N	N	N	Y	YES	2	
UCO BANK	8001	24	09-02-2024	Bhagalpur	Sabour	Bahadurpur	44	N	N	N	N	Y	YES	4	
UCO BANK	8001	25	12-02-2024	Bhagalpur	Kahalgao	Kahalgao	46	N	N	N	N	Y	YES	4	
UCO BANK	8001	26	13-02-2024	Bhagalpur	Pirpanti	Bakharpur	48	N	N	N	N	Y	YES	4	
UCO BANK	8001	27	14-02-2024	Bhagalpur	Kahalgao	Kishundaspur	45	N	N	N	N	Y	YES	1	
UCO BANK	8001	28	15-02-2024	Bhagalpur	Sabour	Lodipur	36	Y	N	N	N	Y	YES	3	
UCO BANK	8001	29	16-02-2024	Bhagalpur	Pirpanti	Budhuchak	59	N	N	N	N	Y	YES	1	
UCO BANK	8001	30	19-02-2024	Bhagalpur	Sanhaua	Tarar	51	N	N	N	N	Y	YES	1	
UCO BANK	8001	31	20-02-2024	Bhagalpur	Kahalgao	Kahalgao	42	N	N	N	N	Y	YES	1	
UCO BANK	8001	32	21-02-2024	Bhagalpur	Pirpanti	Dhanaura	46	N	N	N	N	Y	YES	4	
UCO BANK	8001	33	23-02-2024	Bhagalpur	Pirpanti	Baranar	46	N	N	N	N	Y	YES	4	
UCO BANK	8001	34	26-02-2024	Bhagalpur	Pirpanti	Pirpanti	44	N	N	N	N	Y	YES	4	
UCO BANK	8001	35	28-02-2024	Bhagalpur	Shahkund	Shahkund	51	Y	N	N	N	Y	YES	4	
UCO BANK	8001	36	01-03-2024	Bhagalpur	Pirpanti	Pyalapur	44	N	N	N	N	Y	YES	4	
UCO BANK	8001	37	05-03-2024	Bhagalpur	Kahalgao	Kishundaspur	46	N	N	N	N	Y	YES	4	
UCO BANK	8001	38	06-03-2024	Bhagalpur	Pirpanti	Budhuchak	44	Y	N	N	N	Y	YES	4	
UCO BANK	8001	39	07-03-2024	Bhagalpur	Sabour	Bahadurpur	44	Y	N	N	N	Y	YES	4	
UCO BANK	8001	40	08-03-2024	Bhagalpur	Kahalgao	Ekchari	44	N	N	N	N	Y	YES	4	
UCO BANK	8001	41	11-03-2024	Bhagalpur	Kahalgao	NTPC Kahalgao	46	N	N	N	N	Y	YES	4	
UCO BANK	8001	42	13-03-2024	Bhagalpur	Pirpanti	Barahat	31	N	N	N	N	Y	YES	1	
UCO BANK	8001	43	13-03-2024	Bhagalpur	Pirpanti	Fauzdar	44	N	N	N	N	Y	YES	2	
UCO BANK	8001	44	16-03-2024	Bhagalpur	Sanhaua	Tarar	71	Y	N	N	N	Y	YES	1	
UCO BANK	8001	45	18-03-2024	Bhagalpur	Kahalgao	Kahalgao	60	N	N	N	N	Y	YES	1	
UCO BANK	8001	46	19-03-2024	Bhagalpur	Sabour	Fatehpur	48	N	N	N	N	Y	YES	4	
UCO BANK	8001	47	20-03-2024	Bhagalpur	Sanokharhat	Sanokharhat	46	N	N	N	N	Y	YES	4	
UCO BANK	8001	48	21-03-2024	Bhagalpur	Pirpanti	Dhanaura	46	N	N	N	N	Y	YES	4	
UCO BANK	8001	49	25-03-2024	Bhagalpur	Kahalgao	Nandlalpur	46	N	N	N	N	Y	YES	4	
UCO BANK	8001	50	28-03-2024	Bhagalpur	Pirpanti	Pirpanti	46	N	N	N	N	Y	YES	4	
UCO BANK	8001	51	28-03-2024	Bhagalpur	Sabour	Bahadurpur	44	N	N	N	N	Y	YES	4	
BANK OF BARODA	5500	1	04-01-2024	Sitamari	Dumra	RSETI	23	Y	N	N	N	Y	RSETI	SHG	
BANK OF BARODA	5500	2	05-01-2024	Sitamari	Riga	Chautahi	34	Y	N	N	N	Y	RSETI	SHG	
BANK OF BARODA	5500	3	08-01-2024	Sitamari	Riga	Kharan	33	N	Y	N	N	Y	RSETI	FARMER	
BANK OF BARODA	5500	4	03-02-2024	Sitamari	Dumra	Vishonathpur	35	Y	N	N	N	Y	RSETI	SHG	
BANK OF BARODA	5500	5	06-02-2024	Sitamari	Riga	Kharan	30	Y	Y	N	Y	Y	RSETI	STUDENT	
BANK OF BARODA	5500	6	16-02-2024	Sitamari	Suppi	Sasaula	40	Y	N	Y	N	Y	RSETI	SHG	
BANK OF BARODA	5500	7	23-02-2024	Sitamari	Sursand	Hanumnagar	23	Y	N	N	N	Y	RSETI	SHG	
BANK OF BARODA	5500	8	26-02-2024	Sitamari	Riga	satwajpur	25	Y	N	N	N	Y	RSETI	Small Entrepreneurs	
BANK OF BARODA	5500	9	26-02-2024	Sitamari	Dumra	Sarswati Vidya	34	N	Y	N	N	Y	RSETI	Students	

ANNEX III - PART B

QUARTERLY REPORT ON CONDUCT OF TARGET GROUP SPECIFIC CAMPS BY FLCs - Annexure-2 Part(B)
AS ON 31.03.2024

Bank Name	FLC Code	Sr. Nu. of Camp	Date of target specific camp (DD/MM/YYYY)	District	Block	Village	No Of Participants	Stakeholders present (Indicate Y/N)										Target Group Addressed (1. Farmers 2. Small Entrepreneurs 3. School Students 4. SHGs 5. Senior Citizen 6. Others)
								Y	N	Y	N	Y	N	Y	N	Y	N	
BANK OF BARODA	5500	10	27-02-2024	Sitamarhi	Dumra	Kumhira vijhanpur	24	Y	N	N	N	Y	RSETI	FARMER				
BANK OF BARODA	5500	11	27-02-2024	Sitamarhi	Dumra	Sarswati Vidya	21	Y	N	N	N	Y	RSETI	Students				
BANK OF BARODA	5500	12	28-02-2024	Sitamarhi	Dumra	Variyarpur	20	N	Y	N	N	Y	RSETI	FARMER				
BANK OF BARODA	5500	13	28-02-2024	Sitamarhi	Dumra	Bathnaha	20	N	N	N	N	Y	RSETI	FARMER				
BANK OF BARODA	5500	14	29-02-2024	Sitamarhi	Dumra	RSETI	59	Y	N	Y	Y	Y	RSETI	FARMER				
BANK OF BARODA	5500	15	29-02-2024	Sitamarhi	Dumra	Bhupohairo	29	Y	Y	Y	Y	Y	RSETI	SHG				
BANK OF BARODA	5500	16	01-03-2024	Sitamarhi	Dumra	Paroh	27	Y	N	N	N	Y	RSETI	SHG				
BANK OF BARODA	5500	17	01-03-2024	Sitamarhi	Dumra	Bhisa	29	Y	N	N	N	Y	RSETI	SHG				
BANK OF BARODA	5500	18	02-03-2024	Sitamarhi	Riga	Riga	28	N	Y	N	N	Y	RSETI	SHG				
BANK OF BARODA	5500	19	02-03-2024	Sitamarhi	Runisaidpur	Ramnagra	25	Y	N	N	N	Y	RSETI	SHG				
BANK OF BARODA	5500	20	04-03-2024	Sitamarhi	Runisaidpur	Runisaidpur	27	Y	N	N	N	Y	RSETI	Small Entrepreneurs				
BANK OF BARODA	5500	21	04-03-2024	Sitamarhi	Runisaidpur	Koashi	30	N	Y	N	N	Y	RSETI	SHG				
BANK OF BARODA	5500	22	05-03-2024	Sitamarhi	Runisaidpur	Bajpatti Gawn	32	Y	N	N	N	Y	RSETI	SHG				
BANK OF BARODA	5500	23	06-03-2024	Sitamarhi	Riga	pakri	28	Y	Y	Y	Y	Y	RSETI	SHG				
BANK OF BARODA	5500	24	06-03-2024	Sitamarhi	Riga	Kusmati	28	Y	Y	Y	Y	Y	RSETI	SHG				
BANK OF BARODA	5500	25	07-03-2024	Sitamarhi	Dumra	RSETI	55	N	N	N	N	Y	RSETI	Farmer				
BANK OF BARODA	5500	26	08-03-2024	Sitamarhi	Dumra	Muradpur	33	Y	N	N	N	Y	RSETI	SHG				
BANK OF BARODA	5500	27	03-03-2024	Sitamarhi	Runisaidpur	Khopi	33	N	Y	N	N	Y	RSETI	SHG				
BANK OF BARODA	5500	28	09-03-2024	Sitamarhi	Dumra	Narayampur	24	Y	N	N	N	Y	RSETI	SHG				
BANK OF BARODA	5500	29	13-03-2024	Sitamarhi	Pupri	Pupri	26	Y	Y	N	N	Y	RSETI	SHG				
BANK OF BARODA	5500	30	13-03-2024	Sitamarhi	Pupri	Bahamaksudan	23	N	Y	N	N	Y	RSETI	Small Entrepreneurs				
BANK OF BARODA	5500	31	14-03-2024	Sitamarhi	Pupri	Awapur	24	Y	Y	N	N	Y	RSETI	Youth				
BANK OF BARODA	5500	32	14-03-2024	Sitamarhi	Fupri	Bachtharpur	28	N	Y	N	N	Y	RSETI	Small Entrepreneurs				
BANK OF BARODA	5500	33	15-03-2024	Sitamarhi	Parihar	Dimahi	28	Y	N	N	N	Y	RSETI	SHG				
BANK OF BARODA	5500	34	15-03-2024	Sitamarhi	Parihar	Lahuriya	26	N	Y	N	N	Y	RSETI	Small Entrepreneurs				
BANK OF BARODA	5500	35	16-03-2024	Sitamarhi	Dumra	Punaura	26	Y	N	N	N	Y	RSETI	SHG				
BANK OF BARODA	5500	36	16-03-2024	Sitamarhi	Dumra	lagma	25	N	Y	N	N	Y	RSETI	Small Entrepreneurs				
BANK OF BARODA	5500	37	20-03-2024	Sitamarhi	Pupri	Singvahi	19	N	Y	N	N	Y	RSETI	Small Entrepreneurs				
BANK OF BARODA	6500	1	01-01-2024	SHEOHAR	DUMRI	JHITKANHI	20	Y	N	N	N	N	N	SHG				
BANK OF BARODA	6500	2	06-01-2024	SHEOHAR	PIPRAHI	AMBAKALA	22	N	N	N	N	N	N	SHG				
BANK OF BARODA	6500	3	08-01-2024	SHEOHAR	PIPRAHI	MESHAURA	16	N	N	N	N	N	N	FARMERS				
BANK OF BARODA	6500	4	09-01-2024	SHEOHAR	PIPRAHI	PARSAJMI BAIJ	12	N	N	N	N	N	N	FARMERS				
BANK OF BARODA	6500	5	12-01-2024	SHEOHAR	PIPRAHI	BARAHI JAGDISH	13	N	N	N	N	N	N	FARMERS				
BANK OF BARODA	6500	6	13-01-2024	SHEOHAR	PURNAHIYA	ADAURI	12	N	N	N	N	N	N	FARMERS				
BANK OF BARODA	6500	7	15-01-2024	SHEOHAR	PIPRAHI	MAJHAURA	14	N	N	N	N	N	N	FARMERS				
BANK OF BARODA	6500	8	17-01-2024	SHEOHAR	PIPRAHI	HARWARWA	15	N	N	N	N	N	N	SHG				
BANK OF BARODA	6500	9	19-01-2024	SHEOHAR	SHEOHAR	S'JNDARPUR	18	Y	N	N	N	N	N	SHG				
BANK OF BARODA	6500	10	25-01-2024	SHEOHAR	SHEOHAR	SARSAULA	15	Y	N	N	N	N	N	SHG				
BANK OF BARODA	6500	11	01-02-2024	SHEOHAR	SHEOHAR	KAHTARWA	13	Y	N	N	N	N	N	SHG				
BANK OF BARODA	6500	12	04-02-2024	SHEOHAR	SHEOHAR	JAHNGIRPUR	11	N	N	N	N	N	N	SCHOOL				
BANK OF BARODA	5501	1	02-01-2024	samastipur	Pusa	co-op training	19	Y	N	N	N	Y	Y	1				
BANK OF BARODA	5501	2	03-01-2024	samastipur	samastipur	RSETI	30	Y	N	N	N	Y	Y	4				
BANK OF BARODA	5501	3	05-01-2024	samastipur	Pusa	co-op training	20	Y	Y	N	Y	Y	Y	4				
BANK OF BARODA	5501	4	11-01-2024	samastipur	Tajpur	Kasbe Aahar	23	Y	N	N	N	Y	Y	3				
BANK OF BARODA	5501	5	18-01-2024	samastipur	pusa	Kajwa Bichanpl	25	Y	N	N	N	Y	Y	4				
BANK OF BARODA	5501	6	19-01-2024	samastipur	samastipur	Somtha Middle Sc	20	Y	N	N	N	Y	Y	2				
BANK OF BARODA	5501	7	22-01-2024	samastipur	Sararanjan	Block Office	15	Y	N	N	N	Y	Y	3				
BANK OF BARODA	5501	8	24-01-2024	samastipur	Khanpur	RSETI	27	Y	N	N	N	Y	Y	4				
BANK OF BARODA	5501	9	30-01-2024	samastipur	samastipur	Block Office	70	N	N	N	N	Y	Y	5				
BANK OF BARODA	5501	10	31-01-2024	samastipur	Khanpur	Ranjitpur	33	N	N	N	N	Y	Y	4				

ANNEX III- PART B

QUARTERLY REPORT ON CONDUCT OF TARGET GROUP SPECIFIC CAMPS BY FLCs: Annexure-2 Part(B)
AS ON 31.03.2024

Bank Name	FLC Code	Sr. No. of Camp	Date of target specific camp (DD/MM/YYYY)	District	Block	Village	No Of Partticipants	Stakeholders present (Indicate Y/N)	Target Group Addressed (1. Farmers 2. Small Entrepreneurs 3. School Students 4. SHGs 5. Senior Citizen 6. Others)
UNION BANK OF INDIA	5501	11	16-02-2024	samastipur	samastipur	Rudauli	19	N	1
UNION BANK OF INDIA	5501	12	17-02-2024	samastipur	Hasanpur	Block Office	26	N	3
UNION BANK OF INDIA	5501	13	17-02-2024	samastipur	Bithan	Block Office	20	N	1
UNION BANK OF INDIA	5501	14	19-02-2024	samastipur	samastipur	Rahimpur Rudaul	45	N	2
UNION BANK OF INDIA	5501	15	20-02-2024	samastipur	samastipur	Ums Laguniya	60	Y	3
UNION BANK OF INDIA	5501	16	20-02-2024	samastipur	samastipur	Ums Laguniya	33	Y	4
UNION BANK OF INDIA	5501	17	27-02-2024	samastipur	samastipur	RSETI	35	Y	4
UNION BANK OF INDIA	5501	18	28-02-2024	samastipur	samastipur	Ums Harpur Alot	47	Y	4
UNION BANK OF INDIA	5501	19	28-02-2024	samastipur	samastipur	Ums Harpur Alot	45	Y	3
UNION BANK OF INDIA	5501	20	28-02-2024	samastipur	samastipur	Ums Mohanpur	23	Y	4
UNION BANK OF INDIA	5501	21	28-02-2024	samastipur	samastipur	Ums Mohanpur	31	N	2
UNION BANK OF INDIA	5501	22	28-02-2024	samastipur	samastipur	Bathuaa Buzurg	55	N	3
UNION BANK OF INDIA	5501	23	01-03-2024	samastipur	Sarairanjan	High School Lat	43	N	4
UNION BANK OF INDIA	5501	24	07-03-2024	samastipur	samastipur	Ums Surajkanth	42	N	6
UNION BANK OF INDIA	5501	25	07-03-2024	samastipur	samastipur	Ums Surajkanth	48	N	6
UNION BANK OF INDIA	5501	26	08-03-2024	samastipur	samastipur	RSETI	25	N	3
UNION BANK OF INDIA	5501	27	12-03-2024	samastipur	samastipur	UmsRampur Kesho	22	Y	4
UNION BANK OF INDIA	5501	28	12-03-2024	samastipur	samastipur	UmsRampur Kesho	16	Y	2
UNION BANK OF INDIA	5501	29	15-03-2024	samastipur	samastipur	Mandal Kara	25	Y	6
UNION BANK OF INDIA	5501	30	28-03-2024	samastipur	samastipur	Haatlip kala k	45	Y	3
UNION BANK OF INDIA	5501	31	30-03-2024	samastipur	Sarairanjan	Harpur Barhetta	46	Y	4
UNION BANK OF INDIA	5501	32	31-03-2024	samastipur	samastipur	UmsDhurlak	27	Y	2
UNION BANK OF INDIA	8501	33	04-01-2024	KHAGARIA	PARBATTIA	SIADATPUR	14	Y	3
UNION BANK OF INDIA	8501	34	04-01-2024	KHAGARIA	PARBATTIA	AGUANI	13	Y	4
UNION BANK OF INDIA	8501	35	06-01-2024	KHAGARIA	PARBATTIA	DAKSHIN MATHAR	15	Y	4
UNION BANK OF INDIA	8501	36	08-01-2024	KHAGARIA	PARBATTIA	PARBATTIA	16	Y	4
UNION BANK OF INDIA	8501	37	09-01-2024	KHAGARIA	ALAJLI	RAMPUR	16	N	3
UNION BANK OF INDIA	8501	38	12-01-2024	KHAGARIA	PARBATTIA	KAJRAITHA	17	N	4
UNION BANK OF INDIA	8501	39	17-01-2024	KHAGARIA	GAUCHHARI	KHATAHA	16	N	1
UNION BANK OF INDIA	8501	40	18-01-2024	KHAGARIA	GAUCHHARI	GAUCHHARI	16	N	1
UNION BANK OF INDIA	8501	41	20-01-2024	KHAGARIA	PARBATTIA	KOELA	11	Y	4
UNION BANK OF INDIA	8501	42	22-01-2024	KHAGARIA	PARBATTIA	PIPARPANTI	10	Y	5
UNION BANK OF INDIA	8501	43	03-02-2024	KHAGARIA	PARBATTIA	PARBATTIA	14	Y	5
UNION BANK OF INDIA	8501	44	05-02-2024	KHAGARIA	PARBATTIA	KARNA	15	Y	4
UNION BANK OF INDIA	6301	45	06-02-2024	KHAGARIA	PARBATTIA	MUJAHIDPUR	15	Y	3
UNION BANK OF INDIA	8501	46	07-02-2024	KHAGARIA	PARBATTIA	KARARI	13	Y	4
UNION BANK OF INDIA	8501	47	08-02-2024	KHAGARIA	PARBATTIA	RAHIMPUR	12	Y	2
UNION BANK OF INDIA	8501	48	12-02-2024	KHAGARIA	PARBATTIA	AGUANI	13	Y	3
UNION BANK OF INDIA	8501	49	13-02-2024	KHAGARIA	PARBATTIA	BALUJAH	13	Y	4
UNION BANK OF INDIA	8501	50	16-02-2024	KHAGARIA	PARBATTIA	MATHURAPUR	13	Y	4
UNION BANK OF INDIA	8501	51	27-02-2024	KHAGARIA	MANSI	CHAK HUSSAINI	16	N	4
UNION BANK OF INDIA	8501	52	28-02-2024	KHAGARIA	GOGRI	BORNA	20	N	3
UNION BANK OF INDIA	8501	53	04-03-2024	KHAGARIA	PARBATTIA	AGUANI	17	Y	4
UNION BANK OF INDIA	8501	54	06-03-2024	KHAGARIA	PARBATTIA	MUJAHIDPUR	18	Y	1
UNION BANK OF INDIA	8501	55	07-03-2024	KHAGARIA	PARBATTIA	RAHIMPUR	22	Y	4
UNION BANK OF INDIA	8501	56	08-03-2024	KHAGARIA	PIRNAGRA	KANUHARI	14	Y	1
UNION BANK OF INDIA	8501	57	12-03-2024	KHAGARIA	NIRPUR	NIRPUR	16	Y	4
UNION BANK OF INDIA	8501	58	13-03-2024	KHAGARIA	NIRPUR	ADABARI	18	Y	2
UNION BANK OF INDIA	8501	59	19-03-2024	KHAGARIA	NIRPUR	DHUTAULI	16	Y	3
UNION BANK OF INDIA	8501	60	22-03-2024	KHAGARIA	PARBATTIA	KARARI	23	Y	4

ANNEX III- PART B										
QUARTERLY REPORT ON CONDUCT OF TARGET GROUP SPECIFIC CAMPS BY FLCs: Annexure-2 Part(B)										
AS ON 31.03.2024										
Bank Name	FLC Code	No. of Car	Date of target specific camp (DD/MM/YY)	District	Block	Village	No Of Participants	Stakeholders present (Indicate Y/N)	Target Group Addressed (1. Farmers 2. Small Entrepreneurs 3. School Students 4. SHGs 5. Senior Citizen 6. Others)	
UNION BANK OF INDIA	8501	61	22-03-2024	KHAGARIA	PARBATTA	SIRAIPUR	16 Y	N N N N N	Y Y Y Y Y	4
UNION BANK OF INDIA	8501	62	25-03-2024	KHAGARIA	MAHESHKHUNT	MAHESHKHUNT	14 Y	N N N N N	Y Y Y Y Y	4
DAKSHIN BIHAR GRAMIN BANK	3005	1	02-01-2024	SAMASTIPUR	HAYANPUR	HAYANPUR	55 N	N N N N N	N N N N N	3
DAKSHIN BIHAR GRAMIN BANK	3005	2	10-01-2024	SAMASTIPUR	ROSERA	PANCHGAWA	61 N	N N N N N	Y Y Y Y Y	3
DAKSHIN BIHAR GRAMIN BANK	3005	3	27-01-2024	SAMASTIPUR	SAMASTIPUR	RUDAULI	52 N	N N N N N	Y Y Y Y Y	3
DAKSHIN BIHAR GRAMIN BANK	3005	4	27-01-2024	SAMASTIPUR	SAMASTIPUR	HARPUR ALLOTH	46 N	N N N N N	Y Y Y Y Y	4
DAKSHIN BIHAR GRAMIN BANK	3005	5	28-01-2024	SAMASTIPUR	KALYANPUR	RAMPURA	25 N	N N N N N	Y Y Y Y Y	3
DAKSHIN BIHAR GRAMIN BANK	3005	6	28-01-2024	SAMASTIPUR	KALYANPUR	KALYANPUR	30 N	N N N N N	Y Y Y Y Y	4
DAKSHIN BIHAR GRAMIN BANK	3005	7	28-01-2024	SAMASTIPUR	KALYANPUR	LADAPURA	51 N	N N N N N	Y Y Y Y Y	3
DAKSHIN BIHAR GRAMIN BANK	3005	8	29-01-2024	SAMASTIPUR	SARAIKARANJAN	TISWARA	48 N	N N N N N	Y Y Y Y Y	3
DAKSHIN BIHAR GRAMIN BANK	3005	9	29-01-2024	SAMASTIPUR	SARAIKARANJAN	SARAIKARANJAN	59 N	N N N N N	Y Y Y Y Y	4
DAKSHIN BIHAR GRAMIN BANK	3005	10	29-01-2024	SAMASTIPUR	SARAIKARANJAN	JHAKHRA	68 N	N N N N N	Y Y Y Y Y	3
DAKSHIN BIHAR GRAMIN BANK	3005	11	01-03-2024	SAMASTIPUR	SAMASTIPUR	DHURLAKH	46 N	N N N N N	Y Y Y Y Y	3
DAKSHIN BIHAR GRAMIN BANK	3005	12	01-03-2024	SAMASTIPUR	SAMASTIPUR	L. RAGHUKANTH	51 Y	N N N N N	Y Y Y Y Y	1
DAKSHIN BIHAR GRAMIN BANK	3701	1	21-02-2024	KAIMUR	KUDRA	TURKI	26 N	N N N N N	Y Y Y Y Y	2
DAKSHIN BIHAR GRAMIN BANK	3701	2	21-02-2024	KAIMUR	KUDRA	SAKRI	28 Y	N N N N N	Y Y Y Y Y	3
DAKSHIN BIHAR GRAMIN BANK	3701	3	22-02-2024	KAIMUR	MOHANIYA	KATRAKALA	32 Y	N N N N N	Y Y Y Y Y	4
DAKSHIN BIHAR GRAMIN BANK	3701	4	22-02-2024	KAIMUR	CHAND	BAHURA	24 Y	N N N N N	Y Y Y Y Y	3
DAKSHIN BIHAR GRAMIN BANK	3701	5	23-02-2024	KAIMUR	LUARGAWATI	MAHMODOGANJ	27 Y	N N N N N	Y Y Y Y Y	4
DAKSHIN BIHAR GRAMIN BANK	3701	6	23-02-2024	KAIMUR	DURGAWATI	SAWATH	31 Y	N N N N N	Y Y Y Y Y	4
DAKSHIN BIHAR GRAMIN BANK	3701	7	26-02-2024	KAIMUR	BHABHUA	MAHUARI	22 Y	N N N N N	Y Y Y Y Y	3
DAKSHIN BIHAR GRAMIN BANK	3701	8	26-02-2024	KAIMUR	BHABHUA	SARANGPUR	45 Y	N N N N N	Y Y Y Y Y	4
DAKSHIN BIHAR GRAMIN BANK	3701	9	28-02-2024	KAIMUR	BHABHUA	MACHHAYO	36 Y	N N N N N	Y Y Y Y Y	1
DAKSHIN BIHAR GRAMIN BANK	3701	10	28-02-2024	KAIMUR	BHABHUA	PABASIYA	39 N	N N N N N	Y Y Y Y Y	3
DAKSHIN BIHAR GRAMIN BANK	3701	11	29-02-2024	KAIMUR	CHAINPUR	KEWA	29 Y	N N N N N	Y Y Y Y Y	4
DAKSHIN BIHAR GRAMIN BANK	3701	12	29-02-2024	KAIMUR	CHAINPUR	AWAKHARA	36 N	N N N N N	Y Y Y Y Y	4
DAKSHIN BIHAR GRAMIN BANK	3701	13	07-03-2024	KAIMUR	SAWAR	SAWAR	53 N	Y N N N N	Y Y Y Y Y	4
DAKSHIN BIHAR GRAMIN BANK	3701	14	07-03-2024	KAIMUR	BHABHUA	MION	32 N	N N N N N	Y Y Y Y Y	2
DAKSHIN BIHAR GRAMIN BANK	3701	15	08-03-2024	KAIMUR	MOHANIYA	PANAPUR	34 N	N N N N N	Y Y Y Y Y	4
DAKSHIN BIHAR GRAMIN BANK	3701	16	08-03-2024	KAIMUR	MOHANIYA	BAGHNI	33 N	N N N N N	Y Y Y Y Y	16
DAKSHIN BIHAR GRAMIN BANK	3701	17	11-03-2024	KAIMUR	BHABHUA	GORAIPUR	36 N	N N N N N	Y Y Y Y Y	3
DAKSHIN BIHAR GRAMIN BANK	3701	18	11-03-2024	KAIMUR	BHABHUA	MANIHARI	38 N	N N N N N	Y Y Y Y Y	5
DAKSHIN BIHAR GRAMIN BANK	3701	19	12-03-2024	KAIMUR	KUDRA	BAHERA	40 N	N N N N N	Y Y Y Y Y	6
DAKSHIN BIHAR GRAMIN BANK	3701	20	12-03-2024	KAIMUR	MOHANIYA	KARANPURA	39 N	N N N N N	Y Y Y Y Y	4
DAKSHIN BIHAR GRAMIN BANK	4501	1	02-01-2024	Buxar	Brahmpur	Raghunathpur	25 N	N N N N N	Y N N N N	1
DAKSHIN BIHAR GRAMIN BANK	4501	2	10-01-2024	Buxar	Kesath	Rampur	30 N	N N N N N	Y N N N N	5
DAKSHIN BIHAR GRAMIN BANK	4501	3	17-01-2024	Buxar	Brahmour	Bagen	32 N	N N N N N	Y N N N N	2
DAKSHIN BIHAR GRAMIN BANK	4501	4	19-01-2024	Buxar	Chausa	Churni	22 N	N N N N N	Y N N N N	1
DAKSHIN BIHAR GRAMIN BANK	4501	5	24-01-2024	Buxar	Buxar	Churamanpur	36 N	N N N N N	Y N N N N	4
DAKSHIN BIHAR GRAMIN BANK	4501	6	30-01-2024	Buxar	Dumraon	Bhojpur	36 N	N N N N N	Y N N N N	4
DAKSHIN BIHAR GRAMIN BANK	4501	7	07-02-2024	Buxar	Simri	Dubha	36 N	N N N N N	Y N N N N	4
DAKSHIN BIHAR GRAMIN BANK	4501	8	27-02-2024	Buxar	Buxar	Nal Bazar	22 N	N N N N N	Y N N N N	2
DAKSHIN BIHAR GRAMIN BANK	4501	9	28-02-2024	Buxar	Chausa	Sikraul	53 N	N N N N N	Y N N N N	3
DAKSHIN BIHAR GRAMIN BANK	4501	10	28-02-2024	Buxar	Rajpur	Rajpur	20 N	N N N N N	Y N N N N	3
DAKSHIN BIHAR GRAMIN BANK	4501	11	29-02-2024	Buxar	Brahmpur	Brahmpur	75 N	N N N N N	Y N N N N	3
DAKSHIN BIHAR GRAMIN BANK	4501	12	29-02-2024	Buxar	Brahmpur	Nimej	19 N	N N N N N	Y N N N N	4
DAKSHIN BIHAR GRAMIN BANK	4501	13	01-03-2024	Buxar	Buxar	Badkageon	15 N	N N N N N	Y N N N N	4
DAKSHIN BIHAR GRAMIN BANK	4501	14	01-03-2024	Buxar	Buxar	Choteki Sarimpu	21 N	N N N N N	Y N N N N	2
DAKSHIN BIHAR GRAMIN BANK	4501	15	05-03-2024	Buxar	Itarhi	Unwas	35 Y	N N N N N	Y Y Y Y Y	1
DAKSHIN BIHAR GRAMIN BANK	4501	16	08-03-2024	Buxar	Dumraon	Chilhari	40 N	N N N N N	Y Y Y Y Y	4

ANNEX III- PART B

QUARTERLY REPORT ON CONDUCT OF TARGET GROUP SPECIFIC CAMPS BY FLCs : Annexure-2 Part(B)

AS ON 31-03-2024

Bank Name	FLC Code	Sr. No. of Camp	Date of target specific camp (DD/MM/YY)	District	Block	Village	No Of Participants	Stakeholders present (Indicate Y/N)						Target Group Addressed (1. Farmers 2. Small Entrepreneurs 3. School Students 4. SHGs 5. Senior Citizen 6. Others)
DAKSHIN BIHAR GRAMIN BANK	4501	17	12-03-2024	Buxar	Rajpur	Sambhuda	28	N	N	N	N	N	N	4
DAKSHIN BIHAR GRAMIN BANK	4501	18	16-03-2024	Buxar	Chakki	Chakki	26	N	N	N	N	N	N	6
DAKSHIN BIHAR GRAMIN BANK	4601	1	01-03-2024	BANKA	SHAMBHUGANJ	CHUTIYA PAHAR	156	N	N	N	N	N	N	1
DAKSHIN BIHAR GRAMIN BANK	4601	2	02-04-2024	BANKA	SHAMBHUGANJ	MALDIH	207	N	N	N	N	N	N	1
DAKSHIN BIHAR GRAMIN BANK	4601	3	01-04-2024	BANKA	SHAMBHUGANJ	PAKARIYA	170	N	N	N	N	N	N	4
DAKSHIN BIHAR GRAMIN BANK	4601	4	05-01-2024	BANKA	BELHAR	RANGA	183	N	N	N	N	N	N	2
DAKSHIN BIHAR GRAMIN BANK	4601	5	05-01-2024	BANKA	BELHAR	LULHAR	230	N	N	N	N	N	N	5
DAKSHIN BIHAR GRAMIN BANK	4601	6	06-01-2024	BANKA	BELHAR	TARIYA	160	N	N	N	N	N	N	6
DAKSHIN BIHAR GRAMIN BANK	4601	7	07-01-2024	BANKA	BELHAR	SRINAGAR	120	N	N	N	N	N	N	1
DAKSHIN BIHAR GRAMIN BANK	4601	8	10-01-2024	BANKA	KATORIYA	HARHAR	135	N	N	N	N	N	N	1
DAKSHIN BIHAR GRAMIN BANK	4601	9	10-01-2024	BANKA	KATORIYA	PANJARPATTA	155	N	N	N	N	N	N	1
DAKSHIN BIHAR GRAMIN BANK	4601	10	11-01-2024	BANKA	KATORIYA	KCLAHAR	210	N	N	N	N	N	N	1
DAKSHIN BIHAR GRAMIN BANK	4601	11	12-01-2024	BANKA	CHANDAN	SORA SUIYA	129	N	N	N	N	N	N	2
DAKSHIN BIHAR GRAMIN BANK	4601	12	13-01-2024	BANKA	KATORIYA	BASWATTA	86	N	N	N	N	N	N	5
DAKSHIN BIHAR GRAMIN BANK	4601	13	13-01-2024	BANKA	CHANDAN	TARAKURA	180	N	N	N	N	N	N	4
DAKSHIN BIHAR GRAMIN BANK	4601	14	13-01-2024	BANKA	CHANDAN	CHANAUCHHI	172	N	N	N	N	N	N	4
DAKSHIN BIHAR GRAMIN BANK	4601	15	16-01-2024	BANKA	CHANDAN	GAURIPUR	155	N	N	N	N	N	N	1
DAKSHIN BIHAR GRAMIN BANK	4601	16	05-02-2024	BANKA	DHORIYA	SHASHMA	93	N	N	N	N	N	N	4
DAKSHIN BIHAR GRAMIN BANK	4601	17	05-02-2024	BANKA	DHORIYA	PAIN	76	N	N	N	N	N	N	3
DAKSHIN BIHAR GRAMIN BANK	4601	18	06-02-2024	BANKA	RAJOUN	LASKARI	92	N	N	N	N	N	N	3
DAKSHIN BIHAR GRAMIN BANK	4601	19	06-02-2024	BANKA	RAJOUN	MOHNA	137	N	N	N	N	N	N	4
DAKSHIN BIHAR GRAMIN BANK	4601	20	07-02-2024	BANKA	BARAHAT	MOTI HAT	55	N	N	N	N	N	N	2
DAKSHIN BIHAR GRAMIN BANK	4601	21	08-02-2024	BANKA	BARAHAT	BAGHITARI	39	N	N	N	N	N	N	6
DAKSHIN BIHAR GRAMIN BANK	4601	22	08-02-2024	BANKA	BARAHAT	TARDI	92	N	N	N	N	N	N	1
DAKSHIN BIHAR GRAMIN BANK	4601	23	12-05-2024	BANKA	BANKA	SAMURHIYA	71	N	N	N	N	N	N	1
DAKSHIN BIHAR GRAMIN BANK	4601	24	11-02-2024	BANKA	AMARPUR	GORGAMA	45	N	N	N	N	N	N	5
DAKSHIN BIHAR GRAMIN BANK	4601	25	13-02-2024	BANKA	SHAMBHUGANJ	MATHODIH	137	N	N	N	N	N	N	1
DAKSHIN BIHAR GRAMIN BANK	4601	26	13-02-2024	BANKA	SHAMBHUGANJ	BELARI	80	N	N	N	N	N	N	4
DAKSHIN BIHAR GRAMIN BANK	4601	27	28-02-2024	BANKA	BANKA	DUDHARI	134	N	N	N	N	N	N	3
DAKSHIN BIHAR GRAMIN BANK	4601	28	28-02-2024	BANKA	BANKA	BISHARA	57	N	N	N	N	N	N	2
DAKSHIN BIHAR GRAMIN BANK	4601	29	29-02-2024	BANKA	BANKA	SAMURHIYA	189	N	N	N	N	N	N	3
DAKSHIN BIHAR GRAMIN BANK	4601	30	01-03-2024	BANKA	BANKA	MAHESHADIH	142	N	N	N	N	N	N	3
DAKSHIN BIHAR GRAMIN BANK	4601	31	01-03-2024	BANKA	BANKA	LAKRIKOLA	72	N	N	N	N	N	N	1
DAKSHIN BIHAR GRAMIN BANK	4701	1	27-02-2024	JAMUI	KHAIRA	GHANBERIYA	67	N	N	N	N	N	N	3
DAKSHIN BIHAR GRAMIN BANK	4701	2	27-02-2024	JAMUI	KHAIRA	KASHMIR	58	N	N	N	N	N	N	6
DAKSHIN BIHAR GRAMIN BANK	4701	3	28-02-2024	JAMUI	ALIGANJ	BIHRI	55	N	N	N	N	N	N	1
DAKSHIN BIHAR GRAMIN BANK	4701	4	29-02-2024	JAMUI	BATHAT	ARHA	55	N	N	N	N	N	N	4
DAKSHIN BIHAR GRAMIN BANK	4701	5	29-02-2024	JAMUI	KHAIRA	MALLEPUR	55	N	N	N	N	N	N	4
DAKSHIN BIHAR GRAMIN BANK	4701	6	29-02-2024	JAMUI	INDPE	BISHANPUR	59	N	N	N	N	N	N	3
DAKSHIN BIHAR GRAMIN BANK	4701	7	01-02-2024	JAMUI	INDPE	JAMUI	45	N	N	N	N	N	N	1
DAKSHIN BIHAR GRAMIN BANK	4701	8	01-02-2024	JAMUI	INDPE	JAMUI	45	N	N	N	N	N	N	4
DAKSHIN BIHAR GRAMIN BANK	4701	9	29-03-2024	JAMUI	INDPE	JAMUI	55	N	N	N	N	N	N	5
DAKSHIN BIHAR GRAMIN BANK	4701	10	08-01-2024	JAMUI	SIKANDRA	GARSANDA	46	N	N	N	N	N	N	1
DAKSHIN BIHAR GRAMIN BANK	4701	11	12-01-2024	JAMUI	DABIL	RAMSAGAR	30	N	N	N	N	N	N	4
DAKSHIN BIHAR GRAMIN BANK	4701	12	27-03-2024	JAMUI	LAJHUAR	HARDIMAH	32	N	N	N	N	N	N	4
DAKSHIN BIHAR GRAMIN BANK	4701	13	27-03-2024	JAMUI	SIKANDRA	RULLO	29	N	N	N	N	N	N	4
DAKSHIN BIHAR GRAMIN BANK	4701	14	16-01-2024	JAMUI	SIKANDRA	RAMSAGAR	29	N	N	N	N	N	N	4
DAKSHIN BIHAR GRAMIN BANK	4701	15	24-03-2024	JAMUI	JAMUI	GARSANDA	36	N	N	N	N	N	N	3
DAKSHIN BIHAR GRAMIN BANK	4701	16	24-03-2024	JAMUI	PURANI BAZAR	SONPE	48	N	N	N	N	N	N	1
DAKSHIN BIHAR GRAMIN BANK	4701	17	24-03-2024	JAMUI	PARSANDA	RATANPUR	23	N	N	N	N	N	N	2
DAKSHIN BIHAR GRAMIN BANK	5101	1	01-02-2024	NALANDA	THILSA	CHIKSAURA	53	Y	N	N	N	N	N	1

QUARTERLY REPORT ON CONDUCT OF TARGET GROUP SPECIFIC CAMPS BY FLCs : Annexure-2 Part(B)

Bank Name	FLC Code	Fr. No. of Cami	Date of target specific camp (DD/MM/YYYY)	District	Block	Village	No Of Participants	Stakeholders present (Indicate Y/N)						Target Group Addressed (1. Farmers 2. Small Entrepreneurs 3. School Students 4. SHGs 5. Senior Citizen 6. Others)	
								Y	Y	Y	Y	Y	Y		Y
DAKSHIN BIHAR GRAMIN BANK	5101	1	03-01-2024	BHOJPUR	BARHARA	SOHRA	121	Y	Y	Y	Y	Y	Y	Y	1
DAKSHIN BIHAR GRAMIN BANK	5101	2	01-02-2024	NALANDA	HILSA	LOHANDA	38	Y	Y	Y	Y	Y	Y	Y	2
DAKSHIN BIHAR GRAMIN BANK	5101	3	03-01-2024	BHOJPUR	BARHARA	SINHA	135	Y	Y	Y	Y	Y	Y	Y	2
DAKSHIN BIHAR GRAMIN BANK	5101	3	01-03-2024	NALANDA	ISLAMPUR	SHEIKH ABDULLA	25	Y	Y	Y	Y	Y	Y	Y	1
DAKSHIN BIHAR GRAMIN BANK	5101	3	04-01-2024	BHOJPUR	ARA	BRAGHI PAKAD	234	Y	Y	Y	Y	Y	Y	Y	5
DAKSHIN BIHAR GRAMIN BANK	5101	4	01-03-2024	NALANDA	ISLAMPUR	MOHANCHAK	56	Y	Y	Y	Y	Y	Y	Y	6
DAKSHIN BIHAR GRAMIN BANK	5101	4	05-01-2024	BHOJPUR	ARA	DHWAJ	156	Y	Y	Y	Y	Y	Y	Y	1
DAKSHIN BIHAR GRAMIN BANK	5101	5	01-04-2024	NALANDA	ISLAMPUR	ICCHOSH	64	Y	Y	Y	Y	Y	Y	Y	1
DAKSHIN BIHAR GRAMIN BANK	5101	5	05-01-2024	BHOJPUR	ARA	GANGHAR	148	Y	Y	Y	Y	Y	Y	Y	1
DAKSHIN BIHAR GRAMIN BANK	5101	6	01-04-2024	NALANDA	ISLAMPUR	RUPASPUR	75	Y	Y	Y	Y	Y	Y	Y	2
DAKSHIN BIHAR GRAMIN BANK	5101	6	06-01-2024	BHOJPUR	ARA	PIPRAHYA	321	Y	Y	Y	Y	Y	Y	Y	2
DAKSHIN BIHAR GRAMIN BANK	5101	7	01-05-2024	NALANDA	HILSA	JUNIOR	57	Y	Y	Y	Y	Y	Y	Y	5
DAKSHIN BIHAR GRAMIN BANK	5101	7	06-01-2024	BHOJPUR	ARA	JAMIRA	125	Y	Y	Y	Y	Y	Y	Y	2
DAKSHIN BIHAR GRAMIN BANK	5101	8	01-05-2024	NALANDA	HILSA	INDAUT	36	Y	Y	Y	Y	Y	Y	Y	16
DAKSHIN BIHAR GRAMIN BANK	5101	8	08-01-2024	BHOJPUR	ARA	CAHURAI	110	Y	Y	Y	Y	Y	Y	Y	1
DAKSHIN BIHAR GRAMIN BANK	5101	9	01-06-2024	NALANDA	NAGARMAUSA	NAVDIHA	41	Y	Y	Y	Y	Y	Y	Y	4
DAKSHIN BIHAR GRAMIN BANK	5101	9	09-01-2024	BHOJPUR	UDWANT NAGAR	DARIYAPUR	99	Y	Y	Y	Y	Y	Y	Y	2
DAKSHIN BIHAR GRAMIN BANK	5101	10	01-06-2024	NALANDA	NAGARMAUSA	KAILA	47	Y	Y	Y	Y	Y	Y	Y	2
DAKSHIN BIHAR GRAMIN BANK	5101	10	10-01-2024	BHOJPUR	UDWANT NAGAR	GAIRAJGANJ	104	Y	Y	Y	Y	Y	Y	Y	1
DAKSHIN BIHAR GRAMIN BANK	5101	11	01-08-2024	NALANDA	KARAYPARSURI	KARAYPARSURI	44	Y	Y	Y	Y	Y	Y	Y	2
DAKSHIN BIHAR GRAMIN BANK	5101	11	10-01-2024	BHOJPUR	ARA	MAHAULI	117	Y	Y	Y	Y	Y	Y	Y	2
DAKSHIN BIHAR GRAMIN BANK	5101	12	01-08-2024	NALANDA	KARAYPARSURI	DIYAWAN	78	Y	Y	Y	Y	Y	Y	Y	2
DAKSHIN BIHAR GRAMIN BANK	5101	12	10-01-2024	BHOJPUR	UDWANT NAGAR	BUJURG	145	Y	Y	Y	Y	Y	Y	Y	1
DAKSHIN BIHAR GRAMIN BANK	5101	13	01-09-2024	NALANDA	KARAYPARSURI	PAKRI	74	Y	Y	Y	Y	Y	Y	Y	1
DAKSHIN BIHAR GRAMIN BANK	5101	13	11-01-2024	BHOJPUR	UDWANT NAGAR	NAWADABEN	165	Y	Y	Y	Y	Y	Y	Y	4
DAKSHIN BIHAR GRAMIN BANK	5101	14	01-09-2024	NALANDA	KARAYPARSURI	BERTHU	78	Y	Y	Y	Y	Y	Y	Y	1
DAKSHIN BIHAR GRAMIN BANK	5101	14	11-01-2024	BHOJPUR	UDWANT NAGAR	MASARAH	187	Y	Y	Y	Y	Y	Y	Y	4
DAKSHIN BIHAR GRAMIN BANK	5101	15	01-10-2024	NALANDA	BIHARSHARIF	KAKHRA	40	Y	Y	Y	Y	Y	Y	Y	4
DAKSHIN BIHAR GRAMIN BANK	5101	15	12-01-2024	BHOJPUR	UDWANT NAGAR	UDWANT NAGAR	120	Y	Y	Y	Y	Y	Y	Y	6
DAKSHIN BIHAR GRAMIN BANK	5101	16	01-10-2024	NALANDA	BIHARSHARIF	DEEPNAGAR	58	Y	Y	Y	Y	Y	Y	Y	1
DAKSHIN BIHAR GRAMIN BANK	5101	16	12-01-2024	BHOJPUR	UDWANT NAGAR	JAITPUR	110	Y	Y	Y	Y	Y	Y	Y	6
DAKSHIN BIHAR GRAMIN BANK	5101	17	01-11-2024	NALANDA	ASTHAWAN	KAILA	114	Y	Y	Y	Y	Y	Y	Y	2
DAKSHIN BIHAR GRAMIN BANK	5101	17	15-01-2024	BHOJPUR	PIRO	OJHWALIYA MORE	188	Y	Y	Y	Y	Y	Y	Y	6
DAKSHIN BIHAR GRAMIN BANK	5101	18	01-11-2024	NALANDA	ASTHAWAN	BENAR	58	Y	Y	Y	Y	Y	Y	Y	4
DAKSHIN BIHAR GRAMIN BANK	5101	18	16-01-2024	BHOJPUR	PIRO	HASWADIH	129	Y	Y	Y	Y	Y	Y	Y	5
DAKSHIN BIHAR GRAMIN BANK	5101	19	01-11-2024	NALANDA	ASTHAWAN	AMAWAN	67	Y	Y	Y	Y	Y	Y	Y	5
DAKSHIN BIHAR GRAMIN BANK	5101	19	16-01-2024	BHOJPUR	PIRO	AMEIHA	158	Y	Y	Y	Y	Y	Y	Y	1
DAKSHIN BIHAR GRAMIN BANK	5101	20	01-12-2024	NALANDA	ASTHAWAN	NERUT	42	Y	Y	Y	Y	Y	Y	Y	6
DAKSHIN BIHAR GRAMIN BANK	5101	20	17-01-2024	BHOJPUR	PIRO	BACHARI	134	Y	Y	Y	Y	Y	Y	Y	2
DAKSHIN BIHAR GRAMIN BANK	5101	21	16-01-2024	NALANDA	CHANDI	LALGANJ	55	Y	Y	Y	Y	Y	Y	Y	2
DAKSHIN BIHAR GRAMIN BANK	5101	21	17-01-2024	BHOJPUR	PIRO	BHADSAR	144	Y	Y	Y	Y	Y	Y	Y	1
DAKSHIN BIHAR GRAMIN BANK	5101	22	16-01-2024	NALANDA	HARNAUT	HARNAUT	68	Y	Y	Y	Y	Y	Y	Y	2
DAKSHIN BIHAR GRAMIN BANK	5101	22	18-01-2024	BHOJPUR	PIRO	JAMUAON	168	Y	Y	Y	Y	Y	Y	Y	1
DAKSHIN BIHAR GRAMIN BANK	5101	23	17-01-2024	NALANDA	BIHARSHARIF	KHANDAKPAR	41	Y	Y	Y	Y	Y	Y	Y	1
DAKSHIN BIHAR GRAMIN BANK	5101	24	19-01-2024	BHOJPUR	PIRO	JITAUKA	169	Y	Y	Y	Y	Y	Y	Y	6
DAKSHIN BIHAR GRAMIN BANK	5101	24	19-01-2024	NALANDA	GIRIYAK	GIRIYAK	47	Y	Y	Y	Y	Y	Y	Y	1
DAKSHIN BIHAR GRAMIN BANK	5101	24	18-01-2024	BHOJPUR	PIRO	KATARIYA	123	Y	Y	Y	Y	Y	Y	Y	2
DAKSHIN BIHAR GRAMIN BANK	5101	25	18-01-2024	NALANDA	GIRIYAK	DAK BANGLA	44	Y	Y	Y	Y	Y	Y	Y	3
DAKSHIN BIHAR GRAMIN BANK	5101	25	20-01-2024	BHOJPUR	PIRO	NOWAR	132	Y	Y	Y	Y	Y	Y	Y	6
DAKSHIN BIHAR GRAMIN BANK	5101	26	18-01-2024	NALANDA	GIRIYAK	BELCHHI BIGHA	78	Y	Y	Y	Y	Y	Y	Y	2

ANNEX III - PART B

QUARTERLY REPORT ON CONDUCT OF TARGET GROUP SPECIFIC CAMPS BY FLCs : Annexure-2 Part(B)
AS ON 31.12.2023

Bank Name	FLC Code	No. of Camp	Date of target specific camp (DD/MM/YYYY)	District	Block	Village	No Of Participants	Stakeholders present (Indicate Y/N)	Target Group Addressed (1. Farmers 2. Small Enterprises 3. School)
DAKSHIN BIHAR GRAMIN BANK	5101	26	20-01-2024	BHOJPUR	PIRO	KAJAIYAN	147	Y Y Y Y Y Y Y Y	5
DAKSHIN BIHAR GRAMIN BANK	5101	27	19-01-2024	NALANDA	GIRIYAK	BADHETA	74	Y N N Y Y Y Y Y	4
DAKSHIN BIHAR GRAMIN BANK	5101	27	22-01-2024	BHOJPUR	BARHARA	FUHAAN	234	Y Y Y Y Y Y Y Y	6
DAKSHIN BIHAR GRAMIN BANK	5101	28	19-01-2024	NALANDA	GIRIYAK	RAJIG MORE	78	Y N N Y Y Y Y Y	4
DAKSHIN BIHAR GRAMIN BANK	5101	28	22-01-2024	BHOJPUR	BARHARA	PURVI BABURA	156	Y Y Y Y Y Y Y Y	1
DAKSHIN BIHAR GRAMIN BANK	5101	29	20-01-2024	NALANDA	RAHUJ	RAHUJ	95	Y Y Y Y Y Y Y Y	5
DAKSHIN BIHAR GRAMIN BANK	5101	29	23-01-2024	BHOJPUR	BARHARA	PURVI GUNDI	148	Y Y Y Y Y Y Y Y	1
DAKSHIN BIHAR GRAMIN BANK	5101	30	20-01-2024	NALANDA	SILAO	BIIND TOLI	47	Y Y Y Y Y Y Y Y	6
DAKSHIN BIHAR GRAMIN BANK	5101	31	23-01-2024	NALANDA	RAJIG	BIIND TOLI	321	Y Y Y Y Y Y Y Y	1
DAKSHIN BIHAR GRAMIN BANK	5101	31	24-01-2024	BHOJPUR	TARARI	BHUI	44	Y N Y Y Y Y Y Y	2
DAKSHIN BIHAR GRAMIN BANK	5101	32	23-01-2024	NALANDA	SILAO	KHUTEHA	122	Y Y Y Y Y Y Y Y	1
DAKSHIN BIHAR GRAMIN BANK	5101	32	25-01-2024	BHOJPUR	TARARI	SIKARHATTA KALA	78	Y Y Y Y Y Y Y Y	1
DAKSHIN BIHAR GRAMIN BANK	5101	33	23-01-2024	NALANDA	SILAO	KARAH	169	Y Y Y Y Y Y Y Y	2
DAKSHIN BIHAR GRAMIN BANK	5101	33	25-01-2024	BHOJPUR	TARARI	TARARI	74	Y Y Y Y Y Y Y Y	6
DAKSHIN BIHAR GRAMIN BANK	5101	34	24-01-2024	NALANDA	NOORSARAI	NARI	182	Y Y Y Y Y Y Y Y	2
DAKSHIN BIHAR GRAMIN BANK	5101	34	26-01-2024	BHOJPUR	ARA	RAMNA MAIDAN	78	Y Y Y Y Y Y Y Y	4
DAKSHIN BIHAR GRAMIN BANK	5101	35	24-01-2024	NALANDA	EKANGARSARAI	DHURGAON	239	Y Y Y Y Y Y Y Y	1
DAKSHIN BIHAR GRAMIN BANK	5101	35	29-01-2024	BHOJPUR	PIRO	FATEHPUR	40	Y Y Y Y Y Y Y Y	4
DAKSHIN BIHAR GRAMIN BANK	5101	36	02-01-2024	NALANDA	BIHARSHARIF	FARGAWAN	87	N N N Y Y Y Y Y	2
DAKSHIN BIHAR GRAMIN BANK	5101	36	29-01-2024	BHOJPUR	PIRO	PIRO	58	N N N Y Y Y Y Y	3
DAKSHIN BIHAR GRAMIN BANK	5101	37	02-01-2024	NALANDA	BIHARSHARIF	DAMMAR BIGHA	63	N N N Y Y Y Y Y	1
DAKSHIN BIHAR GRAMIN BANK	5101	37	30-01-2024	BHOJPUR	UDWANT NAGAR	BELAUR	47	N N N Y Y Y Y Y	5
DAKSHIN BIHAR GRAMIN BANK	5101	38	02-06-2024	NALANDA	SILAO	SILAO	59	N N N Y Y Y Y Y	1
DAKSHIN BIHAR GRAMIN BANK	5101	38	30-01-2024	BHOJPUR	UDWANT NAGAR	JAYNAGAR	44	N N N Y Y Y Y Y	6
DAKSHIN BIHAR GRAMIN BANK	5101	39	02-06-2024	NALANDA	RAJIG	RAJIG	74	N N N Y Y Y Y Y	2
DAKSHIN BIHAR GRAMIN BANK	5101	39	31-01-2024	BHOJPUR	UDWANT NAGAR	BELAUR	78	N N N Y Y Y Y Y	3
DAKSHIN BIHAR GRAMIN BANK	5101	40	02-07-2024	NALANDA	THARTHARI	THARTHARI	64	N N N Y Y Y Y Y	1
DAKSHIN BIHAR GRAMIN BANK	5101	40	31-01-2024	BHOJPUR	UDWANT NAGAR	SARTHUA	74	N N N Y Y Y Y Y	1
DAKSHIN BIHAR GRAMIN BANK	5101	41	02-07-2024	NALANDA	HILSA	INDAUT	82	N N N Y Y Y Y Y	4
DAKSHIN BIHAR GRAMIN BANK	5101	41	01-02-2024	BHOJPUR	AGIAON	AGIAON	78	N N N Y Y Y Y Y	4
DAKSHIN BIHAR GRAMIN BANK	5101	42	02-07-2024	NALANDA	THARTHARI	KACHAHARIYA	81	N N N Y Y Y Y Y	4
DAKSHIN BIHAR GRAMIN BANK	5101	42	02-02-2024	BHOJPUR	SAHAR	SAHAR	40	N N N Y Y Y Y Y	2
DAKSHIN BIHAR GRAMIN BANK	5101	43	02-08-2024	NALANDA	BIHARSHARIF	DEEPNAGAR	48	N N N Y Y Y Y Y	6
DAKSHIN BIHAR GRAMIN BANK	5101	43	02-02-2024	BHOJPUR	UDWANT NAGAR	CHAKARDEH	58	N N N Y Y Y Y Y	3
DAKSHIN BIHAR GRAMIN BANK	5101	44	02-08-2024	NALANDA	SILAO	SILAO	39	N N N Y Y Y Y Y	6
DAKSHIN BIHAR GRAMIN BANK	5101	44	03-02-2024	BHOJPUR	ARA	KAYAM NAGAR	44	N N N Y Y Y Y Y	2
DAKSHIN BIHAR GRAMIN BANK	5101	45	02-08-2024	NALANDA	SILAO	NALANDA	56	N N N Y Y Y Y Y	1
DAKSHIN BIHAR GRAMIN BANK	5101	45	03-02-2024	BHOJPUR	ARA	BIRAMPUR	78	N N N Y Y Y Y Y	1
DAKSHIN BIHAR GRAMIN BANK	5101	46	02-09-2024	NALANDA	BIHARSHARIF	ASHANAGAR	59	N N N Y Y Y Y Y	1
DAKSHIN BIHAR GRAMIN BANK	5101	46	07-02-2024	BHOJPUR	PIRO	PIRO	74	N N N Y Y Y Y Y	1
DAKSHIN BIHAR GRAMIN BANK	5101	47	13-02-2024	NALANDA	RAJIG	BHUI BAZAR	67	N N N Y Y Y Y Y	2
DAKSHIN BIHAR GRAMIN BANK	5101	47	07-02-2024	BHOJPUR	PIRO	FATEHPUR	44	N N N Y Y Y Y Y	6
DAKSHIN BIHAR GRAMIN BANK	5101	48	13-02-2024	NALANDA	SILAO	SILAO	49	N N N Y Y Y Y Y	5
DAKSHIN BIHAR GRAMIN BANK	5101	48	12-02-2024	BHOJPUR	UDWANT NAGAR	BELAUR	78	N N N Y Y Y Y Y	6
DAKSHIN BIHAR GRAMIN BANK	5101	49	14-02-2024	NALANDA	BIHARSHARIF	RAMCHANDARPUR	87	N N N Y Y Y Y Y	1
DAKSHIN BIHAR GRAMIN BANK	5101	49	13-02-2024	BHOJPUR	UDWANT NAGAR	DHAMAR	74	N N N Y Y Y Y Y	6
DAKSHIN BIHAR GRAMIN BANK	5101	50	14-02-2024	NALANDA	SILAO	BARGAON	63	N N N Y Y Y Y Y	6
DAKSHIN BIHAR GRAMIN BANK	5101	50	14-02-2024	BHOJPUR	PIRO	MAJHAULI	175	N N N Y Y Y Y Y	1
DAKSHIN BIHAR GRAMIN BANK	5101	51	14-02-2024	NALANDA	BIHARSHARIF	DEEPNAGAR	59	N N N Y Y Y Y Y	1
DAKSHIN BIHAR GRAMIN BANK	5101	51	14-02-2024	NALANDA	BIHARSHARIF	DEEPNAGAR	280	N N N Y Y Y Y Y	3

ANNEX III- PART B
 QUARTERLY REPORT ON CONDUCT OF TARGET GROUP SPECIFIC CAMPS BY FLCs : Annexure 2 Part(B)
 AS ON 31.03.2024

Bank Name	FLC Code	Sr. No. of Camp	Date of target specific camp (DD/MM/YYYY)	District	Block	Village	No Of Participants	Stakeholders present (Indicate Y/N)						Target Group Addressed (1. Farmers 2. Small Entrepreneurs 3. School Students 4. SHGs 5. Self Help Groups 6. Others)	
								N	N	N	N	N	N		N
DAKSHIN BIHAR GRAMIN BANK	5101	51	14-02-2024	BHOJPUR	PIRO	SOHERA	74	N	N	N	N	N	Y	Y	6
DAKSHIN BIHAR GRAMIN BANK	5101	52	15-02-2024	NALANDA	BEN	BEN	47	N	N	N	N	N	Y	Y	1
DAKSHIN BIHAR GRAMIN BANK	5101	53	19-02-2024	BHOJPUR	SAHAR	SAHAR	82	N	N	N	N	N	Y	Y	5
DAKSHIN BIHAR GRAMIN BANK	5101	53	15-02-2024	NALANDA	BEN	BARA	44	N	N	N	N	N	Y	Y	4
DAKSHIN BIHAR GRAMIN BANK	5101	53	19-02-2024	BHOJPUR	SAHAR	PEUR	81	N	N	N	N	N	Y	Y	1
DAKSHIN BIHAR GRAMIN BANK	5101	54	15-02-2024	NALANDA	PARWALPUR	PARWALPUR	78	N	N	N	N	N	Y	Y	4
DAKSHIN BIHAR GRAMIN BANK	5101	54	20-02-2024	BHOJPUR	UDWANT NAGAR	JAYNAGAR	48	N	N	N	N	N	Y	Y	4
DAKSHIN BIHAR GRAMIN BANK	5101	55	16-02-2024	NALANDA	RAIGIR	SIMA	74	N	N	N	N	N	Y	Y	3
DAKSHIN BIHAR GRAMIN BANK	5101	55	21-02-2024	BHOJPUR	TARARI	PACHAMA	39	N	N	N	N	N	Y	Y	1
DAKSHIN BIHAR GRAMIN BANK	5101	56	16-02-2024	NALANDA	RAIGIR	RAIGIR	78	N	N	N	N	N	Y	Y	5
DAKSHIN BIHAR GRAMIN BANK	5101	56	21-02-2024	BHOJPUR	TARARI	HASAN BAZAR	56	N	N	N	N	N	Y	Y	1
DAKSHIN BIHAR GRAMIN BANK	5101	57	17-02-2024	NALANDA	ISLAMPUR	RATANPURA	57	N	N	N	N	N	Y	Y	6
DAKSHIN BIHAR GRAMIN BANK	5101	57	22-02-2024	BHOJPUR	UDWANT NAGAR	SARTHUA	59	N	N	N	N	N	Y	Y	16
DAKSHIN BIHAR GRAMIN BANK	5101	58	17-02-2024	NALANDA	EKANGARSARAI	AUNGARI	36	N	N	N	N	N	Y	Y	3
DAKSHIN BIHAR GRAMIN BANK	5101	58	22-02-2024	BHOJPUR	UDWANT NAGAR	JAYNAGAR	88	N	N	N	N	N	Y	Y	1
DAKSHIN BIHAR GRAMIN BANK	5101	59	20-02-2024	NALANDA	HILSA	AKBARPUR	41	N	N	N	N	N	Y	Y	1
DAKSHIN BIHAR GRAMIN BANK	5101	59	27-02-2024	BHOJPUR	UDWANT NAGAR	BELAUR	41	N	N	N	N	N	Y	Y	3
DAKSHIN BIHAR GRAMIN BANK	5101	60	20-02-2024	NALANDA	HILSA	KALIYACHAK	47	N	N	N	N	N	Y	Y	4
DAKSHIN BIHAR GRAMIN BANK	5101	60	28-02-2024	BHOJPUR	JAGDISHPUR	ISHADI BAZAR	74	N	N	N	N	N	Y	Y	3
DAKSHIN BIHAR GRAMIN BANK	5101	61	20-02-2024	NALANDA	HILSA	BHATT BIGHA	44	N	N	N	N	N	Y	Y	2
DAKSHIN BIHAR GRAMIN BANK	5101	61	28-02-2024	BHJIPUR	JAGDISHPUR	HARDIYA	500	N	N	N	N	N	Y	Y	6
DAKSHIN BIHAR GRAMIN BANK	5101	62	21-02-2024	NALANDA	EKANGARSARAI	RAMBHAWAN	78	N	N	N	N	N	Y	Y	3
DAKSHIN BIHAR GRAMIN BANK	5101	62	29-02-2024	BHOJPUR	PIRO	PIRO	64	N	N	N	N	N	Y	Y	3
DAKSHIN BIHAR GRAMIN BANK	5101	63	21-02-2024	NALANDA	EKANGARSARAI	MANPUR	74	N	N	N	N	N	Y	Y	2
DAKSHIN BIHAR GRAMIN BANK	5101	63	29-02-2024	BHOJPUR	PIRO	TAR	43	N	N	N	N	N	Y	Y	4
DAKSHIN BIHAR GRAMIN BANK	5101	64	21-02-2024	NALANDA	EKANGARSARAI	GHAMHIA	78	N	N	N	N	N	Y	Y	1
DAKSHIN BIHAR GRAMIN BANK	5101	64	01-03-2024	BHOJPUR	BARHARA	SARYA BAZAR	79	N	N	N	N	N	Y	Y	3
DAKSHIN BIHAR GRAMIN BANK	5101	65	22-02-2024	NALANDA	THARTHARI	KANAKBIGA	40	N	N	N	N	N	Y	Y	1
DAKSHIN BIHAR GRAMIN BANK	5101	65	01-03-2024	BHOJPUR	BARHARA	GUINDI	27	N	N	N	N	N	Y	Y	6
DAKSHIN BIHAR GRAMIN BANK	5101	66	22-02-2024	NALANDA	THARTHARI	NATHU BIGHA	58	N	N	N	N	N	Y	Y	6
DAKSHIN BIHAR GRAMIN BANK	5101	66	04-03-2024	BHOJPUR	GARHAMI	BALIGAN	40	N	N	N	N	N	Y	Y	2
DAKSHIN BIHAR GRAMIN BANK	5101	67	22-02-2024	NALANDA	THARTHARI	CHHIDWARA	11	N	N	N	N	N	Y	Y	6
DAKSHIN BIHAR GRAMIN BANK	5101	67	06-03-2024	BHOJPUR	GARHAMI	HADIYABAD	43	N	N	N	N	N	Y	Y	5
DAKSHIN BIHAR GRAMIN BANK	5101	68	23-02-2024	NALANDA	HILSA	REDDY	58	N	N	N	N	N	Y	Y	1
DAKSHIN BIHAR GRAMIN BANK	5101	68	13-03-2024	BHOJPUR	SAHAR	SAHAR	32	N	N	N	N	N	Y	Y	1
DAKSHIN BIHAR GRAMIN BANK	5101	69	23-02-2024	NALANDA	HILSA	PENDAPUR	67	N	N	N	N	N	Y	Y	2
DAKSHIN BIHAR GRAMIN BANK	5101	70	23-02-2024	NALANDA	HILSA	CHAMAR BIGHA	42	N	N	N	N	N	Y	Y	4
DAKSHIN BIHAR GRAMIN BANK	5101	71	27-02-2024	NALANDA	RAIGIR	BHUI	74	N	N	N	N	N	Y	Y	3
DAKSHIN BIHAR GRAMIN BANK	5101	72	27-02-2024	NALANDA	RAIGIR	EKSARI	82	N	N	N	N	N	Y	Y	4
DAKSHIN BIHAR GRAMIN BANK	5101	73	28-02-2024	NALANDA	RAIGIR	EKSARI	149	N	N	N	N	N	Y	Y	1
DAKSHIN BIHAR GRAMIN BANK	5101	74	28-02-2024	NALANDA	RAIGIR	KURTHAUR	135	N	N	N	N	N	Y	Y	4
DAKSHIN BIHAR GRAMIN BANK	5101	75	29-02-2024	NALANDA	RAIGIR	DODACHAK	41	N	N	N	N	N	Y	Y	2
DAKSHIN BIHAR GRAMIN BANK	5101	76	29-02-2024	NALANDA	RAIGIR	HARIHAR BIGHA	44	N	N	N	N	N	Y	Y	5
DAKSHIN BIHAR GRAMIN BANK	5101	77	29-02-2024	NALANDA	SILAO	KARAH	78	N	N	N	N	N	Y	Y	5
DAKSHIN BIHAR GRAMIN BANK	5101	78	29-02-2024	NALANDA	SILAO	PAKWADIH	74	N	N	N	N	N	Y	Y	4
DAKSHIN BIHAR GRAMIN BANK	5101	79	03-01-2024	NALANDA	NOORSARAI	TIYARI	36	N	N	N	N	N	Y	Y	3
DAKSHIN BIHAR GRAMIN BANK	5101	80	03-01-2024	NALANDA	NOORSARAI	NARI	41	N	N	N	N	N	Y	Y	3
DAKSHIN BIHAR GRAMIN BANK	5101	81	03-02-2024	NALANDA	RAHUI	PESHOUR	47	N	N	N	N	N	Y	Y	3
DAKSHIN BIHAR GRAMIN BANK	5101	82	03-02-2024	NALANDA	RAHUI	ITSAN	44	N	N	N	N	N	Y	Y	3
DAKSHIN BIHAR GRAMIN BANK	5101	83	03-01-2024	NALANDA	RAHUI	UTTARNAWAN	78	N	N	N	N	N	Y	Y	3
DAKSHIN BIHAR GRAMIN BANK	5101	84	03-05-2024	NALANDA	SILAO	NANAND	74	N	N	N	N	N	Y	Y	3
DAKSHIN BIHAR GRAMIN BANK	5101	85	03-06-2024	NALANDA	RAHUI	PUNHA	78	N	N	N	N	N	Y	Y	3

ANNEX III- PART B

QUARTERLY REPORT ON CONDUCT OF TARGET GROUP SPECIFIC CAMPS BY FLCs : Annexure-2 Part(B)
AS ON 31.03.2024

Bank Name	FLC Code	No. of Camps	Date of target specific camp (DD/MM/YYYY)	District	Block	Village	No Of Participant	Stakeholders present (Indicate Y/N)	Target Group Addressed (1. Farmers & Small Entrepreneurs 3. School Students 4. SHGs 5. Senior Citizen 6. Others)	
DAKSHIN BIHAR GRAMIN BANK	5101	86	03-07-2024	NALANDA	SILAO	CHANDIMAU	40	N	Y	3
DAKSHIN BIHAR GRAMIN BANK	5801	1	10-01-2024	AURANGABAD	MADANPUR	DADHAPI	53	N	Y	2
DAKSHIN BIHAR GRAMIN BANK	5801	2	11-01-2024	AURANGABAD	AURANGABAD	BHARTHAULLI	41	N	N	1
DAKSHIN BIHAR GRAMIN BANK	5801	3	16-01-2024	AURANGABAD	MADANPUR	UMGA	62	N	Y	4
DAKSHIN BIHAR GRAMIN BANK	5801	4	19-01-2024	AURANGABAD	MADANPUR	KHRIAWAN	56	N	Y	5
DAKSHIN BIHAR GRAMIN BANK	5801	5	25-01-2024	AURANGABAD	AURANGABAD	KHAIKABIND	47	N	Y	3
DAKSHIN BIHAR GRAMIN BANK	5801	6	19-02-2024	AURANGABAD	NAVINAGAR	NAVINAGAR	55	N	Y	2
DAKSHIN BIHAR GRAMIN BANK	5801	7	20-02-2024	AURANGABAD	NAVINAGAR	MUNGIA	43	N	Y	1
DAKSHIN BIHAR GRAMIN BANK	5801	8	21-02-2024	AURANGABAD	AURANGABAD	JISUIYA	51	N	Y	4
DAKSHIN BIHAR GRAMIN BANK	5801	9	22-02-2024	AURANGABAD	AURANGABAD	BAGHOI BAZAR	37	N	Y	5
DAKSHIN BIHAR GRAMIN BANK	5801	10	23-02-2024	AURANGABAD	RAFIGANJ	GORDHA	44	N	Y	3
DAKSHIN BIHAR GRAMIN BANK	5801	11	13-03-2024	AURANGABAD	RAFIGANJ	BARGAWAN	46	N	Y	2
DAKSHIN BIHAR GRAMIN BANK	5801	12	14-03-2024	AURANGABAD	RAFIGANJ	BHADWA	52	N	Y	1
DAKSHIN BIHAR GRAMIN BANK	5801	13	15-03-2024	AURANGABAD	OBRA	NAHTHA	55	N	N	4
DAKSHIN BIHAR GRAMIN BANK	5801	14	16-03-2024	AURANGABAD	OBRA	NOAWAN	37	N	N	5
DAKSHIN BIHAR GRAMIN BANK	5801	15	18-03-2024	AURANGABAD	OBRA	PAKRI	29	N	Y	3
DAKSHIN BIHAR GRAMIN BANK	6001	1	08-01-2024	PATNA	FULWARI	BIGHRAPUR	42	N	N	6
DAKSHIN BIHAR GRAMIN BANK	6001	2	11-01-2024	PATNA	SAMPATCHAK	UDAINI	36	N	N	6
DAKSHIN BIHAR GRAMIN BANK	6001	3	23-01-2024	PATNA	DULHIN DAZAR	SONIYAWAN	45	N	Y	1
DAKSHIN BIHAR GRAMIN BANK	6001	4	24-01-2024	PATNA	PATNA SADAR	MAHULI	28	N	Y	6
DAKSHIN BIHAR GRAMIN BANK	6001	5	25-01-2024	PATNA	DANAPUR	USARI	37	N	Y	4
DAKSHIN BIHAR GRAMIN BANK	6001	6	30-01-2024	PATNA	DANIYAWAN	SHAHJAHANPUR	22	N	N	6
DAKSHIN BIHAR GRAMIN BANK	6001	7	22-02-2024	PATNA	BIHTA	KANHAULI	40	N	Y	4
DAKSHIN BIHAR GRAMIN BANK	6001	8	23-02-2024	PATNA	DANAPUR	NASRIGANJ	35	N	N	6
DAKSHIN BIHAR GRAMIN BANK	6001	9	27-02-2024	PATNA	FATUHA	PUNADIH	19	N	N	3
DAKSHIN BIHAR GRAMIN BANK	6001	10	28-02-2024	PATNA	PUNPUN	LAKHNA	48	N	N	3
DAKSHIN BIHAR GRAMIN BANK	6001	11	29-02-2024	PATNA	DHANARUA	NETAUL	52	N	Y	3
DAKSHIN BIHAR GRAMIN BANK	6001	12	01-03-2024	PATNA	PALIGANJ	BISCUIT FACTORY	50	N	N	3
DAKSHIN BIHAR GRAMIN BANK	6001	13	04-03-2024	PATNA	PALIGANJ	PALIGANJ	26	N	N	6
DAKSHIN BIHAR GRAMIN BANK	6001	14	05-03-2024	PATNA	FATUHA	JETHULI	30	N	N	4
DAKSHIN BIHAR GRAMIN BANK	6001	15	07-02-2024	PATNA	DHANARUA	KADIRGANJ	26	N	N	4
DAKSHIN BIHAR GRAMIN BANK	6001	16	12-03-2024	PATNA	DANIYAWAN	DANIYAWAN	32	N	N	6
DAKSHIN BIHAR GRAMIN BANK	6701	1	10-01-2024	Rohtas	SANJHAULI	UDAYPUR	62	N	Y	2
DAKSHIN BIHAR GRAMIN BANK	6701	2	11-01-2024	Rohtas	AKORRHIGOLA	CHANDI	65	N	N	4
DAKSHIN BIHAR GRAMIN BANK	6701	3	16-01-2024	Rohtas	DINARA	SAISAD	62	N	N	4
DAKSHIN BIHAR GRAMIN BANK	6701	4	19-01-2024	Rohtas	KARAKAT	KARAKAT	56	N	Y	5
DAKSHIN BIHAR GRAMIN BANK	6701	5	25-01-2024	Rohtas	KARAKAT	DEV	49	N	Y	3
DAKSHIN BIHAR GRAMIN BANK	6701	6	19-02-2024	Rohtas	BIKRAMGANJ	MATHIYA	55	N	Y	2
DAKSHIN BIHAR GRAMIN BANK	6701	7	20-02-2024	Rohtas	NASRIGANJ	BARADIH	47	N	N	1
DAKSHIN BIHAR GRAMIN BANK	6701	8	21-02-2024	Rohtas	SURJAPURA	DHAWAI	51	N	Y	4
DAKSHIN BIHAR GRAMIN BANK	6701	9	22-02-2024	Rohtas	SHEOSAGAR	PIPHI	45	N	Y	5
DAKSHIN BIHAR GRAMIN BANK	6701	10	23-02-2024	Rohtas	SHEOSAGAR	BARKA DIH	39	N	N	3
DAKSHIN BIHAR GRAMIN BANK	6701	11	13-03-2024	Rohtas	TILOUTHU	LEWARA	46	N	Y	2
DAKSHIN BIHAR GRAMIN BANK	6701	12	14-03-2024	Rohtas	SANJHAULI	AMAITHA	52	N	Y	1
DAKSHIN BIHAR GRAMIN BANK	6701	13	15-03-2024	Rohtas	KARAKAT	RAGHUNATHPUR	55	N	Y	4
DAKSHIN BIHAR GRAMIN BANK	6701	14	16-03-2024	Rohtas	DINARA	SAKHA	44	N	N	5
DAKSHIN BIHAR GRAMIN BANK	6701	15	18-03-2024	Rohtas	DINARA	SEMRA	49	N	Y	3
DAKSHIN BIHAR GRAMIN BANK	7001	1	04-01-2024	GAYA	BARACHATTY	CHOR DAHA KATHO	35	N	Y	1

ANNEX III - PART B												
QUARTERLY REPORT ON CONDUCT OF TARGET GROUP SPECIFIC CAMPS BY FLCs : Annexure-2 Part(B)												
AS ON 31.03.2024												
Bank Name	FLC Code	Sr. No. of Camp	Date of target specific camp (DD/MM/YY)	District	Block	Village	No Of Participants	Stakeholders present (Indicate Y/N)	Target Group Addressed (1. Farmers 2. Small Entrepreneurs 3. School Students 4. SHGs 5. Senior Citizen 6. Others)			
DAKSHIN BIHAR GRAMIN BANK	7001	2	08-01-2024	GAYA	DOBHI	PACH RATAN AMAR	47	N	N	Y	Y	4
DAKSHIN BIHAR GRAMIN BANK	7031	3	08-01-2024	GAYA	SHERGHATI	KACHOURI SHERGH	40	N	N	N	N	1
DAKSHIN BIHAR GRAMIN BANK	7001	4	15-01-2024	GAYA	MOHANPUR	VILASH PUR DANIG	36	N	N	N	N	4
DAKSHIN BIHAR GRAMIN BANK	7001	5	19-01-2024	GAYA	BODH GAYA	BODH GAYA	200	N	N	Y	Y	5
DAKSHIN BIHAR GRAMIN BANK	7001	6	19-02-2024	GAYA	BODH GAYA	KARMA DABH CHE	78	N	N	Y	Y	4
DAKSHIN BIHAR GRAMIN BANK	7001	7	19-02-2024	GAYA	SHERGHATI	CHANPI	54	N	N	N	N	5
DAKSHIN BIHAR GRAMIN BANK	7001	8	21-02-2024	GAYA	MOHANPUR	SINDUWAAR DANIG	28	N	N	N	N	4
DAKSHIN BIHAR GRAMIN BANK	7001	9	22-02-2024	GAYA	BANKE BAZAR	AZAM GADH ROUSH	36	N	N	N	N	1
DAKSHIN BIHAR GRAMIN BANK	7001	10	23-02-2024	GAYA	BARACHATTY	KATHOUTIYA	52	N	N	N	N	1
DAKSHIN BIHAR GRAMIN BANK	7001	11	27-02-2024	GAYA	TOWN BLOCK CHA	QASMI UTKRAMIT	41	N	N	N	N	3
DAKSHIN BIHAR GRAMIN BANK	7001	12	27-02-2024	GAYA	PARAIYA	VILL MANJHIYA	48	N	N	N	N	4
DAKSHIN BIHAR GRAMIN BANK	7001	13	28-02-2024	GAYA	TOWN BLOCK CHA	HIGH SCHOOL BIT	102	N	N	Y	Y	3
DAKSHIN BIHAR GRAMIN BANK	7001	14	28-02-2024	GAYA	TOWN BLOCK CHA	CHKANAND	32	N	N	Y	Y	4
DAKSHIN BIHAR GRAMIN BANK	7001	15	28-02-2024	GAYA	BELA GANI	-2 RAMESHWAF U	96	N	N	Y	Y	3
DAKSHIN BIHAR GRAMIN BANK	7001	16	29-02-2024	GAYA	MORHA	VILL BELA SHAHZ	58	N	N	Y	Y	4
DAKSHIN BIHAR GRAMIN BANK	7001	17	29-02-2024	GAYA	MORHA	THAKUR BANIA RAN	52	N	N	Y	Y	3
DAKSHIN BIHAR GRAMIN BANK	7001	18	29-02-2024	GAYA	MORHA	VILL CHARBARA	26	N	N	Y	Y	1
DAKSHIN BIHAR GRAMIN BANK	7001	19	01-03-2024	GAYA	BELA GANI	-2 UCHHIVIDYAL	78	N	N	Y	Y	3
DAKSHIN BIHAR GRAMIN BANK	7001	20	01-03-2024	GAYA	BELA GANI	AT DEVI SHAN	36	N	N	N	Y	4
DAKSHIN BIHAR GRAMIN BANK	7001	21	11-03-2024	GAYA	DOBHI	VILL NAWA DIH K	54	N	N	Y	Y	1
DAKSHIN BIHAR GRAMIN BANK	7001	22	12-03-2024	GAYA	TOWN BLOCK CHA	DHANAYA BAGICHA	38	Y	Y	N	Y	5
DAKSHIN BIHAR GRAMIN BANK	7001	23	12-03-2024	GAYA	TOWN BLOCK CHA	BATAS PUR KUJA	27	Y	Y	N	Y	1
DAKSHIN BIHAR GRAMIN BANK	7001	24	14-03-2024	GAYA	BODH GAYA	CHEKI	52	Y	Y	N	Y	4
DAKSHIN BIHAR GRAMIN BANK	7001	25	16-03-2024	GAYA	PARAIYA	KAPASIYA	53	Y	Y	N	Y	1
DAKSHIN BIHAR GRAMIN BANK	7001	26	18-03-2024	GAYA	TOWN BLOCK CHA	KANDI BITHO SH	50	Y	Y	N	Y	4
DAKSHIN BIHAR GRAMIN BANK	7001	27	19-03-2024	GAYA	MANPUR	RASALPUR ABGIL	40	Y	Y	N	Y	1
DAKSHIN BIHAR GRAMIN BANK	7001	28	20-03-2024	GAYA	SHERGHATI	RAMPUR SHERGH	48	Y	Y	N	Y	1
DAKSHIN BIHAR GRAMIN BANK	7001	29	28-03-2024	GAYA	KONCH	VILL UTTREN	56	Y	Y	N	Y	1
DAKSHIN BIHAR GRAMIN BANK	7201	1	10-01-2024	MUNGER	SANGRAMPUR	DEVGHARA	57	N	N	Y	Y	1
DAKSHIN BIHAR GRAMIN BANK	7201	2	12-01-2024	MUNGER	SANGRAMPUR	CHHATA	62	N	N	Y	Y	4
DAKSHIN BIHAR GRAMIN BANK	7201	3	16-01-2024	MUNGER	DHARHARA	CHHOTI LAGMA	53	N	N	N	Y	1
DAKSHIN BIHAR GRAMIN BANK	7201	4	19-01-2024	MUNGER	DHARHARA	ORA BAGICHA	69	N	N	N	Y	5
DAKSHIN BIHAR GRAMIN BANK	7201	5	08-02-2024	MUNGER	SADAR MUNGER	MAHULLI	54	N	N	N	Y	6
DAKSHIN BIHAR GRAMIN BANK	7201	6	12-02-2024	MUNGER	SADAR MUNGER	TIKARAMPUR	49	N	N	Y	Y	4
DAKSHIN BIHAR GRAMIN BANK	7201	7	22-02-2024	MUNGER	JAWALPUR	PATAW EAST	63	N	N	Y	Y	4
DAKSHIN BIHAR GRAMIN BANK	7201	8	27-02-2024	MUNGER	JAWALPUR	RAMNAGAR	60	N	N	N	Y	3
DAKSHIN BIHAR GRAMIN BANK	7201	9	04-03-2024	MUNGER	DHARHARA	ITAWA	56	N	N	Y	Y	6
DAKSHIN BIHAR GRAMIN BANK	7201	10	07-03-2024	MUNGER	DHARHARA	MAHARNA	65	N	N	N	Y	4
DAKSHIN BIHAR GRAMIN BANK	7201	11	14-03-2024	MUNGER	KHARAGPUR	RATAITHA	59	N	N	N	Y	1
DAKSHIN BIHAR GRAMIN BANK	7201	12	20-03-2024	MUNGER	KHARAGPUR	KAIRIYA	48	N	N	Y	Y	1
DAKSHIN BIHAR GRAMIN BANK	7501	1	03-01-2024	LAKHISARAI	BARAHIYA	LAUSHMIPUR	55	N	N	Y	Y	1
DAKSHIN BIHAR GRAMIN BANK	7501	2	10-01-2024	LAKHISARAI	BARAHIYA	DUMRI	80	Y	N	N	Y	2
DAKSHIN BIHAR GRAMIN BANK	7501	3	12-01-2023	LAKHISARAI	BARAHIYA	GANGASARAI	80	Y	N	N	Y	1
DAKSHIN BIHAR GRAMIN BANK	7501	4	20-01-2024	LAKHISARAI	BARAHIYA	PRATAPUR	90	Y	N	N	Y	5
DAKSHIN BIHAR GRAMIN BANK	7501	5	30-01-2024	LAKHISARAI	BARAHIYA	GIBDHARPUR	80	Y	N	N	Y	4
DAKSHIN BIHAR GRAMIN BANK	7501	6	06-02-2024	LAKHISARAI	RAMGARH CHOWK	BAKASURANI	70	N	N	N	Y	2
DAKSHIN BIHAR GRAMIN BANK	7501	7	09-02-2024	LAKHISARAI	RAMGARH CHOWK	NANDANAMA	60	N	N	Y	Y	5
DAKSHIN BIHAR GRAMIN BANK	7501	8	15-02-2024	LAKHISARAI	RAMGARH CHOWK	TETARHAT	66	Y	N	Y	Y	5
DAKSHIN BIHAR GRAMIN BANK	7501	9	22-02-2024	LAKHISARAI	RAMGARH CHOWK	NONGARH	80	Y	N	N	Y	4
DAKSHIN BIHAR GRAMIN BANK	7501	10	04-03-2024	LAKHISARAI	CHANAN	SANGRAMPUR	70	Y	N	N	Y	2
DAKSHIN BIHAR GRAMIN BANK	7501	11	11-03-2024	LAKHISARAI	CHANAN	JANKIDIH	60	Y	N	N	Y	2
DAKSHIN BIHAR GRAMIN BANK	7501	12	15-03-2024	LAKHISARAI	CHANAN	KHUTUKPAR	50	Y	N	N	Y	2
DAKSHIN BIHAR GRAMIN BANK	7501	13	20-03-2024	LAKHISARAI	PIPARIYA	PIPARIYA	45	Y	N	N	Y	1

ANNEX III - PART B

QUARTERLY REPORT ON CONDUCT OF TARGET GROUP SPECIFIC CAMPS BY FLCs : Annexure-2 Part(B)											
AS ON 31.03.2024											
Bank Name	FLC Code	Sr. No. of Camp	Date of target specific camp (DD/MM/YY)	District	Block	Village	No Of Participants	Stakeholders present (Indicate Y/N)	Target Group Addressed (1. Farmers 2. Small Entrepreneurs 3. School Students 4. SHGs 5. Senior Citizen 6. Others)		
DAKSHIN BIHAR GRAMIN BANK	7701	1	02-01-2024	Begusarai	Mansurchak	sohilbarzi	39	N	N	Y	2
DAKSHIN BIHAR GRAMIN BANK	7701	2	04-01-2024	Begusarai	Mansurchak	gurdaspur	35	N	N	Y	1
DAKSHIN BIHAR GRAMIN BANK	7701	3	09-01-2024	Begusarai	Mansurchak	chhabilapur	37	Y	N	Y	3
DAKSHIN BIHAR GRAMIN BANK	7701	4	16-01-2024	Begusarai	bakrri bazar	sakarapura	45	N	N	Y	5
DAKSHIN BIHAR GRAMIN BANK	7701	5	18-01-2024	Begusarai	bakrri bazar	ratan	38	N	N	Y	4
DAKSHIN BIHAR GRAMIN BANK	7701	6	03-02-2024	Begusarai	bakrri bazar	panpur	30	N	N	Y	2
DAKSHIN BIHAR GRAMIN BANK	7701	7	06-02-2024	Begusarai	garhpura	malipur	32	N	N	Y	1
DAKSHIN BIHAR GRAMIN BANK	7701	8	08-02-2024	Begusarai	barauri	hajipur	35	N	N	Y	4
DAKSHIN BIHAR GRAMIN BANK	7701	9	13-02-2024	Begusarai	teghra	madharapur	34	N	N	Y	2
DAKSHIN BIHAR GRAMIN BANK	7701	10	16-02-2024	Begusarai	navakoti	pahsara	32	N	N	Y	3
DAKSHIN BIHAR GRAMIN BANK	7701	11	01-03-2024	Begusarai	begusarai	negdha	30	N	N	Y	4
DAKSHIN BIHAR GRAMIN BANK	7701	12	03-03-2024	Begusarai	begusarai	kepasia	34	N	N	Y	1
DAKSHIN BIHAR GRAMIN BANK	7701	13	06-03-2024	Begusarai	begusarai	pachhambha	36	N	N	Y	5
DAKSHIN BIHAR GRAMIN BANK	7701	14	08-03-2024	Begusarai	begusarai	rajaura	38	N	N	Y	2
DAKSHIN BIHAR GRAMIN BANK	7701	15	13-03-2024	Begusarai	mathani	bogdov	35	N	N	Y	1
DAKSHIN BIHAR GRAMIN BANK	8001	1	02-01-2024	BHAGALPUR	NARAYANPUR	RAIPUR	45	N	N	Y	1
DAKSHIN BIHAR GRAMIN BANK	8001	2	06-01-2024	BHAGALPUR	SABOUR	FATEHPUR	53	N	N	Y	1
DAKSHIN BIHAR GRAMIN BANK	8001	3	08-01-2024	BHAGALPUR	ISMALPUR	PARBATTA	47	N	N	Y	6
DAKSHIN BIHAR GRAMIN BANK	8001	4	10-01-2024	BHAGALPUR	SABOUR	CHANDHERI	38	N	N	Y	6
DAKSHIN BIHAR GRAMIN BANK	8001	5	13-01-2024	BHAGALPUR	SABOUR	SARDHO	33	N	N	Y	6
DAKSHIN BIHAR GRAMIN BANK	8001	6	22-01-2024	BHAGALPUR	SHAIKUND	DASPUR	33	N	N	Y	1
DAKSHIN BIHAR GRAMIN BANK	8001	7	05-02-2024	BHAGALPUR	PIRPAINTI	HARINKOL	38	N	N	Y	6
DAKSHIN BIHAR GRAMIN BANK	8001	8	12-02-2024	BHAGALPUR	NATHNAGAR	RAMPURKHURD	42	N	N	Y	4
DAKSHIN BIHAR GRAMIN BANK	8001	9	16-02-2024	BHAGALPUR	GOPALPUR	KAMLAKUND	39	N	N	Y	1
DAKSHIN BIHAR GRAMIN BANK	8001	10	21-02-2024	BHAGALPUR	NAUGACHIA	MADRAUNI	47	N	N	Y	1
DAKSHIN BIHAR GRAMIN BANK	8001	11	28-02-2024	BHAGALPUR	SHAIKUND	JAGARIA	32	N	N	Y	5
DAKSHIN BIHAR GRAMIN BANK	8001	12	29-02-2024	BHAGALPUR	JAGDISHPUR	CHHOTI KHANJARP	51	N	N	Y	3
DAKSHIN BIHAR GRAMIN BANK	8001	13	29-02-2024	BHAGALPUR	JAGDISHPUR	MANIK SARKAR	70	N	N	Y	3
DAKSHIN BIHAR GRAMIN BANK	8001	14	04-03-2024	BHAGALPUR	BIHPUR	MIRACHAK	63	N	N	Y	1
DAKSHIN BIHAR GRAMIN BANK	8001	15	13-03-2024	BHAGALPUR	Kharik Bazar	AKIDATPUR	48	N	N	Y	1
DAKSHIN BIHAR GRAMIN BANK	8001	16	20-03-2024	BHAGALPUR	NATHNAGAR	KARAILA	27	N	N	Y	4
DAKSHIN BIHAR GRAMIN BANK	8101	1	04-01-2024	JEHANABAD	MAKHODUMPUR	SUMERA	42	N	N	Y	5
DAKSHIN BIHAR GRAMIN BANK	8101	2	17-01-2024	JEHANABAD	MAKHODUMPUR	SUGAON	45	N	N	Y	4
DAKSHIN BIHAR GRAMIN BANK	8101	3	19-01-2024	JEHANABAD	MAKHODUMPUR	NAWAGANJ	44	N	N	Y	6
DAKSHIN BIHAR GRAMIN BANK	8101	4	07-02-2024	JEHANABAD	RATNI FARIDPUR	NATAYANPUR	46	N	N	Y	5
DAKSHIN BIHAR GRAMIN BANK	8101	5	09-02-2024	JEHANABAD	RATNI FARIDPUR	CHAINPUR	28	N	N	Y	4
DAKSHIN BIHAR GRAMIN BANK	8101	6	26-02-2024	JEHANABAD	RATNI FARIDPUR	SHAKSHAMBHA	36	N	N	Y	3
DAKSHIN BIHAR GRAMIN BANK	8101	7	06-03-2024	JEHANABAD	JEHANABAD	MANDE BIGHA	52	N	N	Y	2
DAKSHIN BIHAR GRAMIN BANK	8101	8	07-03-2024	JEHANABAD	JEHANABAD	SIKRIYA	43	N	N	Y	2
DAKSHIN BIHAR GRAMIN BANK	8101	9	08-03-2024	JEHANABAD	JEHANABAD	KARAUINA	35	N	N	Y	3
DAKSHIN BIHAR GRAMIN BANK	8101	10	11-03-2024	JEHANABAD	MODANGANJ	OKRI	56	N	N	Y	4
DAKSHIN BIHAR GRAMIN BANK	8101	11	15-03-2024	JEHANABAD	MODANGANJ	SAHPUR	42	N	N	Y	3
DAKSHIN BIHAR GRAMIN BANK	8101	12	16-03-2024	JEHANABAD	MODANGANJ	PITAMBERPUR	51	N	N	Y	2
DAKSHIN BIHAR GRAMIN BANK	8101	13	18-03-2024	JEHANABAD	GHOSHI	BAJITPUR	45	N	N	Y	1
DAKSHIN BIHAR GRAMIN BANK	8101	14	21-03-2024	JEHANABAD	GHOSHI	KORRA	42	N	N	Y	3
DAKSHIN BIHAR GRAMIN BANK	8101	15	25-03-2024	JEHANABAD	GHOSHI	HARDASPUR	36	N	N	Y	2
DAKSHIN BIHAR GRAMIN BANK	8501	1	04-01-2024	Khagaria	khagaria	ramchandra	37	N	N	Y	1

ANNEX III- PART B

QUARTERLY REPORT ON CONDUCT OF TARGET GROUP SPECIFIC CAMPS BY FLCs : Annexure-2 Part(B)
AS ON 31.03.2024

Bank Name	FLC Code	Sr. No. of Camp	Date of target specific camp (DD/MM/YYYY)	District	Block	Village	No Of Participants	Stakeholders present (Indicate Y/N)	Target Group Addressed (1. Farmers 2. Small Entrepreneurs 3. School Students 4. SHGs 5. Senior Citizen 6. Others)
DAKSHIN BIHAR GRAMIN BANK	8501	2	06-01-2024	Khagaria	khagaria	Machua	39	N N N N N N	Y 6
DAKSHIN BIHAR GRAMIN BANK	8501	3	09-01-2024	Khagaria	Aiului	Chatar	76	Y N N Y N N	Y 1
DAKSHIN BIHAR GRAMIN BANK	8501	4	11-01-2024	Khagaria	Khagaria	H.S Jalkaura	55	N N N N N N	Y 3
DAKSHIN BIHAR GRAMIN BANK	8501	5	11-01-2024	Khagaria	Khagaria	M.S kashimpur	73	N N Y Y Y Y	Y 3
DAKSHIN BIHAR GRAMIN BANK	8501	6	29-01-2024	Khagaria	Mansi	khutia	30	N N N N N N	Y 2
DAKSHIN BIHAR GRAMIN BANK	8501	7	02-02-2024	Khagaria	khagaria	belasimri	36	N N N N N N	Y 1
DAKSHIN BIHAR GRAMIN BANK	8501	8	12-02-2024	Khagaria	mansil	amri	34	N N N N N N	Y 5
DAKSHIN BIHAR GRAMIN BANK	8501	9	14-02-2024	Khagaria	Beldaur	rohiyama	39	N N N N N N	Y 6
DAKSHIN BIHAR GRAMIN BANK	8501	10	15-02-2024	Khagaria	Aiului	ladaura	29	N N N N N N	Y 1
DAKSHIN BIHAR GRAMIN BANK	8501	11	20-02-2024	Khagaria	Aiului	giddha	32	N N N N N N	Y 4
DAKSHIN BIHAR GRAMIN BANK	8501	12	21-02-2024	Khagaria	chautham	sonbarsa	34	N N N N N N	Y 2
DAKSHIN BIHAR GRAMIN BANK	8501	13	22-02-2024	Khagaria	khagaria	rehua	36	N N N N N N	Y 5
DAKSHIN BIHAR GRAMIN BANK	8501	14	27-02-2024	Khagaria	khagaria	H.S Mirar	68	N N N N N N	Y 3
DAKSHIN BIHAR GRAMIN BANK	8501	15	27-02-2024	Khagaria	khagaria	M.S Chatra	60	N N N N N N	Y 3
DAKSHIN BIHAR GRAMIN BANK	8501	16	28-02-2024	Khagaria	khagaria	M.S Durgapur	48	N N N N N N	Y 3
DAKSHIN BIHAR GRAMIN BANK	8501	17	28-02-2024	Khagaria	khagaria	chaman tola	37	N N N N N N	Y 1
DAKSHIN BIHAR GRAMIN BANK	8501	18	04-03-2024	Khagaria	Aiului	Jogia	30	N N N N N N	Y 6
DAKSHIN BIHAR GRAMIN BANK	8501	19	05-03-2024	Khagaria	Aiului	raun	34	N N N N N N	Y 5
DAKSHIN BIHAR GRAMIN BANK	8501	20	06-03-2024	Khagaria	khagaria	belaganj	35	N N N N N N	Y 2
DAKSHIN BIHAR GRAMIN BANK	8501	21	21-03-2024	Khagaria	khagaria	mathurapur	29	N N N N N N	Y 4
DAKSHIN BIHAR GRAMIN BANK	10901	1	05-01-2024	ARWAL	ARWAL	ARWAL	31	N N N N N N	Y 3
DAKSHIN BIHAR GRAMIN BANK	10901	2	08-01-2024	ARWAL	ARWAL	BAIDRABAD	43	N N N N N N	Y 5
DAKSHIN BIHAR GRAMIN BANK	10901	3	09-01-2024	ARWAL	ARWAL	BHADASHI	49	N N N N N N	Y 4
DAKSHIN BIHAR GRAMIN BANK	10901	4	23-01-2024	ARWAL	KARPI	KARPI	55	N N N N N N	Y 1
DAKSHIN BIHAR GRAMIN BANK	10901	5	25-01-2024	ARWAL	KARPI	IMAMGANJ	47	N N N N N N	Y 2
DAKSHIN BIHAR GRAMIN BANK	10901	6	07-02-2024	ARWAL	KALER	KALER	61	N N N N N N	Y 3
DAKSHIN BIHAR GRAMIN BANK	10901	7	27-02-2024	ARWAL	KALER	PARASI	33	N N N N N N	Y 1
DAKSHIN BIHAR GRAMIN BANK	10901	8	04-03-2024	ARWAL	KALER	WALIDAD	39	N N N N N N	Y 4
DAKSHIN BIHAR GRAMIN BANK	10901	9	11-03-2024	ARWAL	KALER	PELEZA	37	N N N N N N	Y 5
DAKSHIN BIHAR GRAMIN BANK	10901	10	18-03-2024	ARWAL	ARWAL	PRASADI ENGLISH	29	N N N N N N	Y 3
UTTAR BIHAR GRAMIN BANK	4802	4	06-01-2024	SUPAUL	MARAUNA	MARAUNA	44	N N N N N N	Y 1
UTTAR BIHAR GRAMIN BANK	4802	5	06-01-2024	SUPAUL	TRIBENIGANJ	JADIAHAT	44	N N N N N N	Y 3,6
UTTAR BIHAR GRAMIN BANK	4802	6	29-02-2024	SUPAUL	SUPAUL	SUKHPUR	44	N N N N N N	Y 3,6
UTTAR BIHAR GRAMIN BANK	4802	7	29-02-2024	SUPAUL	BASANTPUR	BIRPUR	44	N N N N N N	Y 5,6
UTTAR BIHAR GRAMIN BANK	4802	8	01-03-2024	SUPAUL	RAGHOPUR	SIMRAHI BAZAR	44	N N N N N N	Y 5,6
UTTAR BIHAR GRAMIN BANK	4802	9	01-03-2024	SUPAUL	SUPAUL	BISHANPU DALULAT	44	N N N N N N	Y 5,6
UTTAR BIHAR GRAMIN BANK	4802	10	01-03-2024	SUPAUL	TRIBENIGANJ	PARSAGARHI	44	N N N N N N	Y 5,6
UTTAR BIHAR GRAMIN BANK	4902	3	10-01-2024	KISHANGANJ	KOCHADHAMAN	MAUDHO	54	N N N N N N	Y 5
UTTAR BIHAR GRAMIN BANK	4902	4	29-02-2024	KISHANGANJ	KOCHADHAMAN	MAUDHO	51	N N N N N N	Y 1
UTTAR BIHAR GRAMIN BANK	4902	8	06-03-2024	KISHANGANJ	POTHIA	POTHIA	44	N N N N N N	Y 4
UTTAR BIHAR GRAMIN BANK	4902	9	06-03-2024	KISHANGANJ	POTHIA	POWAKHALI	44	N N N N N N	Y 3
UTTAR BIHAR GRAMIN BANK	4902	14	26-02-2024	KISHANGANJ	POTHIA	TAYABPUR	41	N N N N N N	Y 3
UTTAR BIHAR GRAMIN BANK	4902	15	12-01-2024	KISHANGANJ	DIGHALBANK	TAPPU	41	N N N N N N	Y 3
UTTAR BIHAR GRAMIN BANK	4902	17	21-02-2024	KISHANGANJ	TERRAGACHH	TEDHAGACHH	47	N N N N N N	Y 3
UTTAR BIHAR GRAMIN BANK	5002	14	27-02-2024	Sitamarhi	Runnisaidpur	Olipur	46	N N N N N N	Y 1
UTTAR BIHAR GRAMIN BANK	5002	15	28-02-2024	Sitamarhi	Nanpur	Raipur	41	N N N N N N	Y 1
UTTAR BIHAR GRAMIN BANK	5002	16	11-03-2024	Sitamarhi	Parsauni	Parsauni	39	N N N N N N	Y 1
UTTAR BIHAR GRAMIN BANK	5002	17	12-03-2024	Sitamarhi	Choraut	Choraut	33	N N N N N N	Y 1
UTTAR BIHAR GRAMIN BANK	5002	18	14-03-2024	Sitamarhi	Bathaha	Jogbana	38	N N N N N N	Y 1
UTTAR BIHAR GRAMIN BANK	5002	19	14-03-2024	Sitamarhi	Sonbarsa	Kanhauli	41	N N N N N N	Y 4

QUARTERLY REPORT ON CONDUCT OF TARGET GROUP SPECIFIC CAMPS BY FLCs : Annexure 2 Part(B)
AS ON 31.03.2024

Bank Name	FLC Code	Sr. No. of Camp	Date of target specific c.c.mp (DD/MM/YYYY)	District	Block	Village	No Of Participants	Stakeholders present (Indicate Y/N)	Target Group Addressed (1. Farmers 2. Small Entrepreneurs 3. School Students 4. SHGs 5. Senior Citizen 6. Others)
UTTAR BIHAR GRAMIN BANK	5002	20	13-03-2024	Siemarrhi	Sursand	Kumma	40 N	N N N N N N N N N N	Y
UTTAR BIHAR GRAMIN BANK	5002	21	13-03-2024	Siemarrhi	Baitnaha	Sirsiya1	39 N	N N N N N N N N N N	Y
UTTAR BIHAR GRAMIN BANK	5002	22	12-03-2024	Siemarrhi	Choraut	Yaddupatti	36 N	N N N N N N N N N N	Y
UTTAR BIHAR GRAMIN BANK	5002	23	15-03-2024	Siemarrhi	Pupri	Balha Madhusuda	35 N	N N N N N N N N N N	Y
UTTAR BIHAR GRAMIN BANK	5002	24	15-03-2024	Siemarrhi	Bajpatti	Bajpatti	40 N	N N N N N N N N N N	Y
UTTAR BIHAR GRAMIN BANK	5002	25	18-01-2024	Siemarrhi	Bainaha	Sirsiya1	35 N	N N N N N N N N N N	Y
UTTAR BIHAR GRAMIN BANK	5002	26	16-03-2024	Siemarrhi	Sursand	Rudhaur	35 N	N N N N N N N N N N	Y
UTTAR BIHAR GRAMIN BANK	5002	27	16-03-2024	Siemarrhi	Sursand	Sursand	41 N	N N N N N N N N N N	Y
UTTAR BIHAR GRAMIN BANK	5002	28	23-03-2024	Siemarrhi	Pupri	Balha Madhusuda	39 N	N N N N N N N N N N	Y
UTTAR BIHAR GRAMIN BANK	5002	29	27-02-2024	Siemarrhi	Bainaha	Sirsiya1	38 N	N N N N N N N N N N	Y
UTTAR BIHAR GRAMIN BANK	5002	30	29-02-2024	Siemarrhi	Parthar	Belakhard	42 N	N N N N N N N N N N	Y
UTTAR BIHAR GRAMIN BANK	5302	1	26-02-2024	EAST CHAMPARAN	MIRPUR	MIRPUR	67 N	N N N N N N N N N N	Y
UTTAR BIHAR GRAMIN BANK	5302	2	29-02-2024	EAST CHAMPARAN	JANPUL CHOWK	JANPUL CHOWK	55 N	N N N N N N N N N N	Y
UTTAR BIHAR GRAMIN BANK	5302	3	29-02-2024	EAST CHAMPARAN	LAKHAURA	LAKHAURA	74 N	N N N N N N N N N N	Y
UTTAR BIHAR GRAMIN BANK	5302	4	28-02-2024	EAST CHAMPARAN	GOBINDPUR BAZAR	GOBINDPUR BAZAR	49 N	N N N N N N N N N N	Y
UTTAR BIHAR GRAMIN BANK	5402	5	01-03-2024	EAST CHAMPARAN	GAYGHAT	GAYGHAT	57 N	N N N N N N N N N N	Y
UTTAR BIHAR GRAMIN BANK	5402	6	28-02-2024	EAST CHAMPARAN	ARERAJ	ARERAJ	63 N	N N N N N N N N N N	Y
UTTAR BIHAR GRAMIN BANK	5402	7	27-02-2024	EAST CHAMPARAN	DHAKA	DHAKA	81 N	N N N N N N N N N N	Y
UTTAR BIHAR GRAMIN BANK	5402	8	26-02-2024	EAST CHAMPARAN	CHIRAIYA	CHIRAIYA	45 N	N N N N N N N N N N	Y
UTTAR BIHAR GRAMIN BANK	5302	9	01-03-2024	EAST CHAMPARAN	PIPIRA KOTHI	PIPIRA KOTHI	73 N	N N N N N N N N N N	Y
UTTAR BIHAR GRAMIN BANK	5302	10	27-02-2024	EAST CHAMPARAN	MATHIA ZIRAT	MATHIA ZIRAT	54 N	N N N N N N N N N N	Y
UTTAR BIHAR GRAMIN BANK	5302	11	11-03-2024	EAST CHAMPARAN	MIRPUR	MIRPUR	62 N	N N N N N N N N N N	Y
UTTAR BIHAR GRAMIN BANK	5302	12	15-03-2024	EAST CHAMPARAN	JANPUL CHOWK	JANPUL CHOWK	79 N	N N N N N N N N N N	Y
UTTAR BIHAR GRAMIN BANK	5302	13	13-03-2024	EAST CHAMPARAN	LAKHAURA	LAKHAURA	55 N	N N N N N N N N N N	Y
UTTAR BIHAR GRAMIN BANK	5302	14	12-03-2024	EAST CHAMPARAN	PAKRIDAYAL	PAKRIDAYAL	59 N	N N N N N N N N N N	Y
UTTAR BIHAR GRAMIN BANK	5302	15	16-03-2024	EAST CHAMPARAN	SHIKARGANJ	SHIKARGANJ	53 N	N N N N N N N N N N	Y
UTTAR BIHAR GRAMIN BANK	5302	16	14-03-2024	EAST CHAMPARAN	ARERAJ	ARERAJ	60 N	N N N N N N N N N N	Y
UTTAR BIHAR GRAMIN BANK	5402	17	11-03-2024	EAST CHAMPARAN	DHAKA	DHAKA	72 N	N N N N N N N N N N	Y
UTTAR BIHAR GRAMIN BANK	5402	18	01-03-2024	Madhubani	Ghorardhia	Shaulia	45 N	N N N N N N N N N N	Y
UTTAR BIHAR GRAMIN BANK	5402	19	26-02-2024	Madhubani	Jhanharpur	Chaurangan	52 N	N N N N N N N N N N	Y
UTTAR BIHAR GRAMIN BANK	5402	20	27-02-2024	Madhubani	Jainagar	Behr east	61 N	N N N N N N N N N N	Y
UTTAR BIHAR GRAMIN BANK	5402	21	20-03-2024	Madhubani	Khatuna	Pipari	45 N	N N N N N N N N N N	Y
UTTAR BIHAR GRAMIN BANK	5402	22	21-03-2024	Madhubani	Madhepur	Sirsauri	41 N	N N N N N N N N N N	Y
UTTAR BIHAR GRAMIN BANK	5402	23	01-03-2024	Madhubani	BENIPATTI	PARSAUNA	43 N	N N N N N N N N N N	Y
UTTAR BIHAR GRAMIN BANK	5402	24	02-03-2024	Madhubani	RAHIKA	RASALI	45 N	N N N N N N N N N N	Y
UTTAR BIHAR GRAMIN BANK	5402	25	01-03-2024	Madhubani	KHAJALI	CHATRA	32 N	N N N N N N N N N N	Y
UTTAR BIHAR GRAMIN BANK	5402	26	01-03-2024	Madhubani	KHAJALI	BHAKUA	52 N	N N N N N N N N N N	Y
UTTAR BIHAR GRAMIN BANK	5702	1	27-02-2024	Siwan	ZIRADEI	"Miyon, Ke Bha	27 N	N N N N N N N N N N	Y
UTTAR BIHAR GRAMIN BANK	5702	2	28-02-2024	Siwan	BARHARIA	Kutub Chapra	48 N	N N N N N N N N N N	Y
UTTAR BIHAR GRAMIN BANK	5702	3	26-02-2024	Siwan	MAHAPALGANJ	Takipur	22 N	N N N N N N N N N N	Y
UTTAR BIHAR GRAMIN BANK	5702	4	28-02-2024	Siwan	DARALI	Harnatar Diyar	28 N	N N N N N N N N N N	Y
UTTAR BIHAR GRAMIN BANK	5702	5	29-02-2024	Siwan	BARHARIA	Jagatpura	42 N	N N N N N N N N N N	Y
UTTAR BIHAR GRAMIN BANK	5702	6	06-03-2024	Siwan	MAIRWA	Barke Manjha	22 N	N N N N N N N N N N	Y
UTTAR BIHAR GRAMIN BANK	5702	7	06-03-2024	Siwan	SISWAN	Mathia	36 N	N N N N N N N N N N	Y
UTTAR BIHAR GRAMIN BANK	5702	8	12-03-2024	Siwan	BARHARIA	BARHARIA	26 N	N N N N N N N N N N	Y
UTTAR BIHAR GRAMIN BANK	5702	9	13-03-2024	Siwan	HULSAINGANJ	Machkana	41 N	N N N N N N N N N N	Y
UTTAR BIHAR GRAMIN BANK	5702	10	16-03-2024	Siwan	LAKARI NABIGANJ	NABIGANJ BAZAR	32 N	N N N N N N N N N N	Y
UTTAR BIHAR GRAMIN BANK	5702	11	19-03-2024	Siwan	RAGHUNATHPUR	RAGHUNATHPUR	49 N	N N N N N N N N N N	Y
UTTAR BIHAR GRAMIN BANK	5702	12	19-03-2024	Siwan	TIYAY	Sahasraon	33 N	N N N N N N N N N N	Y
UTTAR BIHAR GRAMIN BANK	6202	1	26-02-2024	MUZAFFARPUR	SARAIYA	SARAIYA	55 N	N N N N N N N N N N	Y

ANNEXURE-BI-PART B QUARTERLY REPORT ON CONDUCT OF TARGET GROUP SPECIFIC CAMPAIGN BY FISCAL AGENTS (PART-B)

Bank Name	FIC Code	No. of Call	Date of target specific camp (DD/MM/YYYY)	District	Bank	Village	No. Of Participants	Shareholders present (Indicate %)	Target Group A. Female (L)	Target Group B. Male (U)	Target Group C. Other (O)
UTTAR BIHAR GRAMIN BANK	6202	2	26-02-2024	MUZAFFARPUR	SARANYA	BAHRHA	45	5	N	N	N
UTTAR BIHAR GRAMIN BANK	6202	3	26-02-2024	MUZAFFARPUR	SARANYA	AMATIYA	45	5	N	N	N
UTTAR BIHAR GRAMIN BANK	6202	4	27-02-2024	MUZAFFARPUR	SARANYA	BARAGADIN	50	5	N	N	N
UTTAR BIHAR GRAMIN BANK	6202	5	27-02-2024	MUZAFFARPUR	MANWAN	PANAPUR KARIAT	45	5	N	N	N
UTTAR BIHAR GRAMIN BANK	6202	6	27-02-2024	MUZAFFARPUR	KADWAN	MAHAWAN	50	5	N	N	N
UTTAR BIHAR GRAMIN BANK	6202	7	27-02-2024	MUZAFFARPUR	KADWAN	MAHAWAN	50	5	N	N	N
UTTAR BIHAR GRAMIN BANK	6202	8	27-02-2024	MUZAFFARPUR	KADWAN	MAHAWAN	50	5	N	N	N
UTTAR BIHAR GRAMIN BANK	6202	9	27-02-2024	MUZAFFARPUR	KADWAN	MAHAWAN	50	5	N	N	N
UTTAR BIHAR GRAMIN BANK	6202	10	27-02-2024	MUZAFFARPUR	KADWAN	MAHAWAN	50	5	N	N	N
UTTAR BIHAR GRAMIN BANK	6202	11	27-02-2024	MUZAFFARPUR	KADWAN	MAHAWAN	50	5	N	N	N
UTTAR BIHAR GRAMIN BANK	6202	12	27-02-2024	MUZAFFARPUR	KADWAN	MAHAWAN	50	5	N	N	N
UTTAR BIHAR GRAMIN BANK	6202	13	27-02-2024	MUZAFFARPUR	KADWAN	MAHAWAN	50	5	N	N	N
UTTAR BIHAR GRAMIN BANK	6202	14	27-02-2024	MUZAFFARPUR	KADWAN	MAHAWAN	50	5	N	N	N
UTTAR BIHAR GRAMIN BANK	6202	15	27-02-2024	MUZAFFARPUR	KADWAN	MAHAWAN	50	5	N	N	N
UTTAR BIHAR GRAMIN BANK	6202	16	27-02-2024	MUZAFFARPUR	KADWAN	MAHAWAN	50	5	N	N	N
UTTAR BIHAR GRAMIN BANK	6202	17	27-02-2024	MUZAFFARPUR	KADWAN	MAHAWAN	50	5	N	N	N
UTTAR BIHAR GRAMIN BANK	6202	18	27-02-2024	MUZAFFARPUR	KADWAN	MAHAWAN	50	5	N	N	N
UTTAR BIHAR GRAMIN BANK	6202	19	27-02-2024	MUZAFFARPUR	KADWAN	MAHAWAN	50	5	N	N	N
UTTAR BIHAR GRAMIN BANK	6202	20	27-02-2024	MUZAFFARPUR	KADWAN	MAHAWAN	50	5	N	N	N
UTTAR BIHAR GRAMIN BANK	6202	21	27-02-2024	MUZAFFARPUR	KADWAN	MAHAWAN	50	5	N	N	N
UTTAR BIHAR GRAMIN BANK	6202	22	27-02-2024	MUZAFFARPUR	KADWAN	MAHAWAN	50	5	N	N	N
UTTAR BIHAR GRAMIN BANK	6202	23	27-02-2024	MUZAFFARPUR	KADWAN	MAHAWAN	50	5	N	N	N
UTTAR BIHAR GRAMIN BANK	6202	24	27-02-2024	MUZAFFARPUR	KADWAN	MAHAWAN	50	5	N	N	N
UTTAR BIHAR GRAMIN BANK	6202	25	27-02-2024	MUZAFFARPUR	KADWAN	MAHAWAN	50	5	N	N	N
UTTAR BIHAR GRAMIN BANK	6202	26	27-02-2024	MUZAFFARPUR	KADWAN	MAHAWAN	50	5	N	N	N
UTTAR BIHAR GRAMIN BANK	6202	27	27-02-2024	MUZAFFARPUR	KADWAN	MAHAWAN	50	5	N	N	N
UTTAR BIHAR GRAMIN BANK	6202	28	27-02-2024	MUZAFFARPUR	KADWAN	MAHAWAN	50	5	N	N	N
UTTAR BIHAR GRAMIN BANK	6202	29	27-02-2024	MUZAFFARPUR	KADWAN	MAHAWAN	50	5	N	N	N
UTTAR BIHAR GRAMIN BANK	6202	30	27-02-2024	MUZAFFARPUR	KADWAN	MAHAWAN	50	5	N	N	N
UTTAR BIHAR GRAMIN BANK	6202	31	27-02-2024	MUZAFFARPUR	KADWAN	MAHAWAN	50	5	N	N	N
UTTAR BIHAR GRAMIN BANK	6202	32	27-02-2024	MUZAFFARPUR	KADWAN	MAHAWAN	50	5	N	N	N
UTTAR BIHAR GRAMIN BANK	6202	33	27-02-2024	MUZAFFARPUR	KADWAN	MAHAWAN	50	5	N	N	N
UTTAR BIHAR GRAMIN BANK	6202	34	27-02-2024	MUZAFFARPUR	KADWAN	MAHAWAN	50	5	N	N	N
UTTAR BIHAR GRAMIN BANK	6202	35	27-02-2024	MUZAFFARPUR	KADWAN	MAHAWAN	50	5	N	N	N
UTTAR BIHAR GRAMIN BANK	6202	36	27-02-2024	MUZAFFARPUR	KADWAN	MAHAWAN	50	5	N	N	N
UTTAR BIHAR GRAMIN BANK	6202	37	27-02-2024	MUZAFFARPUR	KADWAN	MAHAWAN	50	5	N	N	N
UTTAR BIHAR GRAMIN BANK	6202	38	27-02-2024	MUZAFFARPUR	KADWAN	MAHAWAN	50	5	N	N	N
UTTAR BIHAR GRAMIN BANK	6202	39	27-02-2024	MUZAFFARPUR	KADWAN	MAHAWAN	50	5	N	N	N
UTTAR BIHAR GRAMIN BANK	6202	40	27-02-2024	MUZAFFARPUR	KADWAN	MAHAWAN	50	5	N	N	N
UTTAR BIHAR GRAMIN BANK	6202	41	27-02-2024	MUZAFFARPUR	KADWAN	MAHAWAN	50	5	N	N	N
UTTAR BIHAR GRAMIN BANK	6202	42	27-02-2024	MUZAFFARPUR	KADWAN	MAHAWAN	50	5	N	N	N
UTTAR BIHAR GRAMIN BANK	6202	43	27-02-2024	MUZAFFARPUR	KADWAN	MAHAWAN	50	5	N	N	N
UTTAR BIHAR GRAMIN BANK	6202	44	27-02-2024	MUZAFFARPUR	KADWAN	MAHAWAN	50	5	N	N	N
UTTAR BIHAR GRAMIN BANK	6202	45	27-02-2024	MUZAFFARPUR	KADWAN	MAHAWAN	50	5	N	N	N
UTTAR BIHAR GRAMIN BANK	6202	46	27-02-2024	MUZAFFARPUR	KADWAN	MAHAWAN	50	5	N	N	N
UTTAR BIHAR GRAMIN BANK	6202	47	27-02-2024	MUZAFFARPUR	KADWAN	MAHAWAN	50	5	N	N	N
UTTAR BIHAR GRAMIN BANK	6202	48	27-02-2024	MUZAFFARPUR	KADWAN	MAHAWAN	50	5	N	N	N
UTTAR BIHAR GRAMIN BANK	6202	49	27-02-2024	MUZAFFARPUR	KADWAN	MAHAWAN	50	5	N	N	N
UTTAR BIHAR GRAMIN BANK	6202	50	27-02-2024	MUZAFFARPUR	KADWAN	MAHAWAN	50	5	N	N	N

ANNEX III- PART C			
QUARTERLY REPORT ON CONDUCT OF CAMPS BY RURAL BRANCHES OF BANKS			
AS ON 31.03.2024			
Sr No.	District Name	No of rural branches in district	No of camps conducted during the quarter
1	Araria	85	329
2	Arwal	40	87
3	Aurangabad	119	174
4	Banka	83	204
5	Begusarai	91	253
6	Bhagalpur	102	268
7	Bhojpur	128	183
8	Buxar	87	180
9	Darbhanga	118	407
10	East Champaran	117	427
11	Gaya	185	372
12	Gopalganj	121	382
13	Jamui	75	160
14	Jehanabad	56	122
15	Kaimur	89	178
16	Katihar	112	241
17	Khagaria	46	127
18	Kishanganj	63	165
19	Lakhisarai	45	145
20	Madhepura	43	294
21	Madhubani	128	358
22	Munger	60	215
23	Muzaffarpur	183	508
24	Nalanda	141	226
25	Nawada	84	94
26	Patna	211	569
27	Purnea	103	272
28	Rohtas	133	207
29	Saharsa	50	177
30	Samastipur	170	291
31	Saran	166	563
32	Sheikhpura	32	59
33	Sheohar	20	71
34	Sitamarhi	56	169
35	Siwan	135	389
36	Supaul	52	143
37	Vaishali	141	419
38	West Champaran	103	587
TOTAL		3773	10015

LBS - MIS

Statement showing Achievement vis-à-vis Targets under the Annual Credit Plan (ACP) for the quarter ended 31.03.2024

Name of the State/Union Territory : SLBC BIHAR		No. of accounts in actuals , Amount in thousands									
Sr. No	Sector	ACP Target (Fixed Annual)		Achievement (Disbursement) upto the		% Achievement (Disbursement)		Amount		Amount O/s	
		No. of Acc.	Amount	No. of Acc.	Amount	No. of Acc.	Amount	No. of Acc.	Amount	No. of Acc.	Amount
1	Priority Sector (1A+1B+1C+1D+1E+1F+1G+1H)	2484084	412506500	1179936	278487000	47.50	67.51	2382252	320791500	2382252	320791500
1A	Agriculture= 1A(i)+1A(ii)+1A (iii)	2249101	337122400	1117558	201597900	49.69	59.80	2240129	259093400	2240129	259093400
1A(i)	Farm Credit	129589	35076500	2384	10047700	1.84	28.65	6417	7505400	6417	7505400
1A(ii)	Agriculture Infrastructure	105394	40307600	59994	66841400	56.92	165.83	135706	54192700	135706	54192700
1A(iii)	Ancillary Activities	0	0	0	0	0.00	0.00	2	11000	2	11000
1B	Out of 1A(iii) above, loans upto 50 crore to Start-ups engaged in Agri & Allied services	0	0	0	0	0.00	0.00	0	0	0	0
1B(i)	Out of Agriculture, loans to Small & Marginal Farmers	640925	98973000	611341	553620700	23.21	92.84	711756	369599000	711756	369599000
1B(ii)	MSMEs = 1B(i)+1B(ii)+1B(iii)+1B(iv)	2633395	596311600	417293	296870900	37.89	121.42	637096	248243300	637096	248243300
1B(iii)	Micro Enterprises (Manufacturing + Service) (including Khadi & Village Industries)	1101293	244489900	48194	104426100	16.82	109.45	59885	81474000	59885	81474000
1B(iv)	Small Enterprises (Manufacturing + Service)	286504	95409100	1966	36147200	31.36	117.15	2136	31074000	2136	31074000
1B(v)	Medium Enterprises (Manufacturing + Service)	6269	30854600	0	0	#DIV/0!	#DIV/0!	0	0	0	0
1C	Out of 1B(v) above, loans upto 50 crores to Start-ups	0	0	0	0	0.00	0.00	0	0	0	0
1D	Export Credit	0	0	0	0	0.00	0.00	0	0	0	0
1E	Education	30042	17990800	17289	3570700	57.55	19.85	54021	19535500	54021	19535500
1F	Housing	26322	31565400	40860	51005200	155.23	161.59	91808	101056600	91808	101056600
1G	Social Infrastructure	40372	15944600	21	5100	0.05	0.03	12	708100	12	708100
1H	Renewable Energy	35564	2134400	13	6100	0.04	0.29	55	1600	55	1600
1H	Others	569596	34176800	89027	48401700	15.63	141.62	64414	10820700	64414	10820700
2	Out of 1H above, loans upto 50 crore to Start-ups (other than Agri/MSME)	0	0	10	12000	0.00	0.00	0	0	0	0
3	Sub total Priority Sector Lending = 1A+1B+1C+1D+1E+1F+1G+1H	5819375	1110630100	1938487	935096500	33.31	84.20	3304318	827513300	3304318	827513300
4	Loans to weaker Sections under: PSL	613138	173853800	227382	30805400	37.08	17.72	2412678	266370300	2412678	266370300
4	Out of 3 above, loans to individual women beneficiaries up to ₹1 lakh	0	0	140497	14319600	0.00	0.00	167383	14420900	167383	14420900
4	Non-Priority Sector (4A+4B+4C+4D+4E)										
4A	Agriculture	0	0	52032	46621300	0.00	0.00	627	25629400	627	25629400
4B	Education	1725	3803600	1267	1104100	73.45	23.03	7038	4014300	7038	4014300
4C	Housing	4834	15193500	21411	40816200	442.93	263.64	54598	129981800	54598	129981800
4D	Personal Loans under Non-Priority Sector	475691	98942300	295865	159785000	62.20	161.49	910297	446103800	910297	446103800
4E	Others	1261345	262364500	122920	215494800	9.75	82.14	406478	251903700	406478	251903700
5	Sub-total Non-Priority Sector Lending = 4A+4B+4C+4D+4E	1743595	380303900	493495	463821400	28.30	121.96	1379038	857633000	1379038	857633000
	Total = 2+5	7562970	1490934000	2431982	1398917900	32.16	93.83	4683356	1680146300	4683356	1680146300

LBS - MIS

Statement showing Achievement vis-à-vis Targets under the Annual Credit Plan (ACP) for the quarter ended 31.03.2024

No. of accounts in actuals, Amount in thousands

Name of the State/Union Territory : SLBC BIHAR		(B) Private Sector Banks										
Sr. No	Sector	ACP Target (Fixed)		Achievement		% Achievement		Amount O/s		Amount	Amount	
		No. of Acc.	Amount	No. of Acc.	Amount	No. of Acc.	Amount	No. of Acc.	Amount			
1	Priority Sector (1A+1B+1C+1D+1E+1F+1G+1H)											
1A	Agriculture= 1A(i)+1A(ii)+1A (iii)	951952	176838800	3892442	204944100	408.89	115.89	408.89	115.89	5694689	210640500	
1A(i)	Farm Credit	540660	90074300	2603866	154624900	481.61	171.66	481.61	171.66	5626617	198949800	
1A(ii)	Agriculture Infrastructure	32959	9462600	15472	1673200	46.94	17.68	46.94	17.68	12903	1115800	
1A(iii)	Ancillary Activities	378333	77301900	1273104	48646000	336.50	62.93	336.50	62.93	55169	10574900	
	Out of 1A(iii) above, loans upto 50 crore to Start-ups engaged in Agri & Allied services	0	0	0	0	0.00	0.00	0.00	0.00	0	0	
	Out of 1A(iii) above, loans to Small & Marginal Farmers	0	0	580403	28590100	0.00	0.00	0.00	0.00	1625875	53344500	
1B	MSMES = 1B(i)+1B(ii)+1B(iii)+1B(iv)	949814	2,5077800	400094	187304900	42.12	87.09	42.12	87.09	329301	167702800	
1B(i)	Micro Enterprises (Manufacturing + Service) (including Khadi & Village Industries)	397202	8180600	388444	94796800	97.80	107.50	97.80	107.50	318055	93015500	
1B(ii)	Small Enterprises (Manufacturing + Service)	103328	34412000	6198	62041400	6.00	180.29	6.00	180.29	9325	54194600	
1B(iii)	Medium Enterprises (Manufacturing + Service)	2267	11129100	1641	26331500	72.39	236.60	72.39	236.60	1757	20299000	
1B(iv)	Other finance to MSMEs (As indicated in Master Direction on PSL)	447017	81356100	3811	4135200	0.85	5.08	0.85	5.08	164	193700	
	Out of 1B(iv) above, loans upto 50 crores to Start-ups	0	0	0	0	0.00	0.00	0.00	0.00	0	0	
1C	Export Credit	0	0	0	0	0.00	0.00	0.00	0.00	0	0	
1D	Education	5014	2999900	1089	370900	21.72	12.36	21.72	12.36	2435	801600	
1E	Housing	1539	1835300	2647	1288900	171.99	70.23	171.99	70.23	9671	10956200	
1F	Social Infrastructure	2779	1095300	1841	26200	66.25	2.39	66.25	2.39	1811	26200	
1G	Renewable Energy	6031	361600	0	0	0.00	0.00	0.00	0.00	0	0	
1H	Others	893708	53622300	1045352	65710600	116.97	122.54	116.97	122.54	1032443	45794900	
	Out of 1H above, loans upto 50 crore to Start-ups (other than Agri/ MSME)	0	0	0	0	0.00	0.00	0.00	0.00	0	0	
2	Sub total Priority Sector Lending = 1A+1B+1C+1D+1E+1F+1G+1H	2810837	451837000	5343465	459645600	190.10	101.73	190.10	101.73	7070350	435922200	
3	Loans to weaker Sections under PSL	923739	64715500	2165292	104343900	234.41	161.23	234.41	161.23	6828530	195982600	
	Out of 3 above, loans to individual women beneficiaries up to ₹1 lakh	0	0	2995272	75910200	0.00	0.00	0.00	0.00	1089314	32480800	
4	Non-Priority Sector (4A+1B+4C+4D+4E)											
4A	Agriculture	0	0	392	589500	0.00	0.00	0.00	0.00	104	143500	
4B	Education	1085	2371700	163	396300	15.02	16.71	15.02	16.71	223	557000	
4C	Housing	3025	9516000	4398	10655300	145.39	111.97	145.39	111.97	12094	33735200	
4D	Personal Loans under Non-Priority Sector	296621	61698400	71504	37255300	24.11	60.38	24.11	60.38	132831	57499200	
4E	Others	671289	139628000	1241507	207363100	184.94	148.51	184.94	148.51	1747244	269814900	
5	Sub-total Non-Priority Sector Lending = 4A+4B+4C+4D+4E	972020	213214100	1317964	256259500	135.59	120.19	135.59	120.19	1892496	361749800	
	Total = 2+5	3782857	665045100	6661429	715905100	176.10	107.65	176.10	107.65	8962846	797672000	

LBS - MIS

Statement showing Achievement vis-à-vis Targets under the Annual Credit Plan (ACP) for the quarter ended 31.12.2023

Name of the State/Union Territory : SLBC BIHAR No. of accounts in actuals , Amount in thousands

Sr. No	Sector	(C) Co-Operative									
		ACP Target (Fixed)		Achievement		% Achievement		Amount		Amount O/s	
		No. of Acc.	Amount	No. of Acc.	Amount	No. of Acc.	Amount	No. of Acc.	Amount	No. of Acc.	Amount
1	Priority Sector (1A+1B+1C+1D+1E+1F+1G+1H)	295910	47523800	94995	70787900	32.10	148.95	442073	442073	38769600	38769600
1A	Agriculture= 1A(i)+1A(ii)+1A (iii)	280530	40641400	94995	70787900	33.86	174.18	442073	442073	38769600	38769600
1A(i)	Farm Credit	10329	3299000	0	0	0.00	0.00	0	0	0	0
1A(ii)	Agriculture Infrastructure	5051	3583400	0	0	0.00	0.00	0	0	0	0
1A(iii)	Ancillary Activities	0	0	0	0	0.00	0.00	0	0	0	0
	<i>Out of 1A(iii) above, loans upto 50 crore to Start-ups engaged in Agri & Allied services</i>	0	0	0	0	0.00	0.00	0	0	0	0
	<i>Out of Agriculture, loans to Small & Marginal Farmers</i>	0	0	94995	70787900	0.00	0.00	442073	442073	38769600	38769600
1B	MSMES = 1B(i)+1B(ii)+1B(iii)+1B(iv)	0	0	0	0	0.00	0.00	0	0	0	0
1B(i)	Micro Enterprises (Manufacturing + Service) (including Khadi & Village Industries)	0	0	0	0	0.00	0.00	0	0	0	0
1B(ii)	Small Enterprises (Manufacturing + Service)	0	0	0	0	0.00	0.00	0	0	0	0
1B(iii)	Medium Enterprises (Manufacturing + Service)	0	0	0	0	0.00	0.00	0	0	0	0
1B(iv)	Other finance to MSMEs (As indicated in Master Direction on PSL)	0	0	0	0	0.00	0.00	0	0	0	0
	<i>Out of 1B(iv) above, loans upto 50 crores to Start-ups</i>	0	0	0	0	0.00	0.00	0	0	0	0
1C	Export Credit	0	0	0	0	0.00	0.00	0	0	0	0
1D	Education	0	0	0	0	0.00	0.00	0	0	0	0
1E	Housing	62	36100	0	0	0.00	0.00	0	0	0	0
1F	Social Infrastructure	0	0	0	0	0.00	0.00	0	0	0	0
1G	Renewable Energy	0	0	0	0	0.00	0.00	0	0	0	0
1H	Others	234297	14057700	2057	4545900	0.88	32.34	9100	9100	4521000	4521000
	<i>Out of 1H above, loans upto 50 crore to Start-ups (other than Agri/MSME)</i>	0	0	0	0	0.00	0.00	0	0	0	0
2	Sub total Priority Sector Lending = 1A+1B+1C+1D+1E+1F+1G+1H	530269	67617600	97052	75333800	18.30	122.26	451173	451173	43290600	43290600
3	Loans to weaker Sections under PSL	67139	15460800	0	0	0.00	0.00	0	0	0	0
	<i>Out of 3 above, loans to individual women beneficiaries up to ₹1 lakh</i>	0	0	0	0	0.00	0.00	0	0	0	0
4	Non-Priority Sector (4A+4B+4C+4D+4E)										
4A	Agriculture	0	0	0	0	0.00	0.00	0	0	0	0
4B	Education	1	1200	0	0	0.00	0.00	0	0	0	0
4C	Housing	2	6500	26	38500	1300.00	592.31	578	578	226100	226100
4D	Personal Loans under Non-Priority Sector	202	42500	565	127000	279.70	298.82	3207	3207	518100	518100
4E	Others	540	113300	275	1821200	50.93	1607.41	3453	3453	1022700	1022700
	<i>Sub-total Non-Priority Sector Lending = 4A+4B+4C+4D+4E</i>	745	1635500	866	1986700	16.24	1215.11	7238	7238	1766900	1766900
	Total = 2+5	531014	61781100	97918	77320500	18.44	125.15	458411	458411	45057500	45057500

LBS - MIS

Statement showing Achievement vis-à-vis Targets under the Annual Credit Plan (ACP) for the quarter ended 31.12.2023

No. of accounts in actuals , Amount in thousands

Name of the State/Union Territory : SLBC BIHAR

(D) RRB

Sr. No	Sector	ACP Target (Fixed)		Achievement		% Achievement		Amount O/s	
		No. of Acc.	Amount	No. of Acc.	Amount	No. of Acc.	Amount	No. of Acc.	Amount
1	Priority Sector (1A+1B+1C+1D+1E+1F+1G+1H)	1557349	24 3614600	1552516	230751800	99.69	92.82	2108248	170336600
1A	Agriculture= 1A(i)+1A(ii)+ 1A (iii)	1488160	21 9919100	1552513	230745500	104.32	104.92	2108034	170305300
1A(i)	Farm Credit	52829	16192400	3	6300	0.01	0.04	42	16300
1A(ii)	Agriculture Infrastructure	16360	12503100	0	0	0.00	0.00	172	15000
1A(iii)	Ancillary Activities	0	0	0	0	0.00	0.00	0	0
	<i>Out of 1A(iii) above, loans upto 50 crore to Start-ups engaged in Agri & Allied services</i>	0	0	1089216	149470600	0.00	0.00	1895811	85611400
1B	<i>Out of Agriculture, loans to Small & Marginal Farmers</i>	257509	58310000	115104	23141600	44.70	39.69	524505	70354100
1B(i)	MSMEs = 1B(i)+1B(ii)+1B(iii)+1B(iv)	107689	23906700	115028	23121700	106.81	96.72	524505	70354100
1B(ii)	Micro Enterprises (Manufacturing + Service) (including Khadi & Village Industries)	28017	9329700	0	0	0.00	0.00	0	0
1B(iii)	Small Enterprises (Manufacturing + Service)	615	3017300	0	0	0.00	0.00	0	0
1B(iv)	Medium Enterprises (Manufacturing + Service)	121188	22056300	76	19900	0.06	0.09	0	0
	<i>Other finance to MSMEs (As indicated in Master Direction on PSL)</i>	0	0	0	0	0.00	0.00	0	0
	<i>Out of 1B(iv) above, loans upto 50 crores to Start-ups</i>	0	0	0	0	0.00	0.00	0	0
1C	Export Credit	888	529600	180	29700	20.27	5.61	6911	1936800
1D	Education	605	723700	2153	2500200	355.87	345.47	6175	4311200
1E	Housing	316	124700	0	0	0.00	0.00	0	0
1F	Social Infrastructure	856	51500	0	0	0.00	0.00	211	6300
1G	Renewable Energy	706	42500	312	139300	44.19	327.76	7050	3190300
1H	Others	0	0	0	0	0.00	0.00	0	0
	<i>Out of 1H above, loans upto 50 crore to Start-ups (other than Agri/ MSME)</i>	1818229	30 3396600	1670265	256562600	9.86	83.19	2653100	250135300
2	Sub total Priority Sector Lending = 1A+1B+1C+1D+1E+1F+1G+1H	474805	36443900	1660153	205051800	349.65	562.65	2065027	191402000
3	Loans to weaker Sections under PSL	0	0	68026	5903800	0.00	0.00	398682	38512300
	<i>Out of 3 above, loans to individual women beneficiaries up to ₹1 lakh</i>	0	0	0	0	0.00	0.00	0	0
4	Non-Priority Sector (4A+4B+4C+4D+4E)	0	0	0	0	0.00	0.00	0	0
4A	Agriculture	17	40300	0	0	0.00	0.00	0	0
4B	Education	48	161100	75	273200	156.25	169.58	2279	4480900
4C	Housing	5035	1047300	1016	647800	20.18	61.85	6772	1592400
4D	Personal Loans under Non-Priority Sector	13367	2779700	19977	5610000	149.45	201.82	30662	6394700
4E	Others	18467	4028400	21968	6531000	114.08	162.12	39713	1246800
5	Sub-total Non-Priority Sector Lending = 4A+4B+4C+4D+4E	1836696	312425000	1691333	263093600	92.09	84.21	2692813	262603300
	Total = 2+5								

LBS - MIS

Statement showing Achievement vis-à-vis Targets under the Annual Credit Plan (ACP) for the quarter ended 31.12.2023

Name of the State/Union Territory : SLBC BIHAR		No. of accounts in actuals, Amount in thousands									
Sr. No	Sector	ACP Target (Fixed)		Achievement		% Achievement		Amount O/s		No. of Acc.	Amount
		No. of Acc.	Amount	No. of Acc.	Amount	No. of Acc.	Amount	No. of Acc.	Amount		
1	Priority Sector: (1A+1B+1C+1D+1E+1F+1G+1H)										
1A	Agriculture= 1A(i)+1A(ii)+1A (iii)	305295	56016300	947867	51342600	310.48	91.66	1496898	55246000		
1A(i)	Farm Credit	291525	50170300	947867	51342600	325.14	102.34	1496898	55246000		
1A(ii)	Agriculture Infrastructure	9555	3132500	0	0	0.00	0.00	0	0		
1A(iii)	Ancillary Activities	4215	2713500	0	0	0.00	0.00	0	0		
	<i>Out of 1A(iii) above, loans upto 50 crore to Start-ups engaged in Agri & Allied services</i>	0	0	0	0	0.00	0.00	0	0		
	<i>Out of Agriculture, loans to Small & Marginal Farmers</i>	0	0	37839	1878900	0.00	0.00	1010414	37344500		
1B	MSMEs = 1B(i)+1B(ii)+1B(iii)+ B(iv)	110851	25100600	43671	5679600	39.40	22.63	46732	8267000		
1B(i)	Micro Enterprises (Manufacturing + Service) (including Khadi & Village Industries)	46368	10292100	43640	5576200	94.12	54.18	46697	8027700		
1B(ii)	Small Enterprises (Manufacturing + Service)	12053	4016300	29	102400	0.24	2.55	33	237500		
1B(iii)	Medium Enterprises (Manufacturing + Service)	264	1297900	2	1000	0.76	0.08	2	1800		
1B(iv)	Other finance to MSMEs (As indicated in Master Direction on PSL)	52166	9494300	0	0	0.00	0.00	0	0		
	<i>Out of 1B(iv) above, loans up to 50 crores to Start-ups</i>	0	0	0	0	0.00	0.00	0	0		
1C	Export Credit	0	0	0	0	0.00	0.00	0	0		
1D	Education	371	217400	0	0	0.00	0.00	1	100		
1E	Housing	575	689300	2814	488100	489.39	70.81	4123	1108200		
1F	Social Infrastructure	754	296600	8	400	1.06	0.13	262	2400		
1G	Renewable Energy	1341	80300	0	0	0.00	0.00	3	200		
1H	Others	277067	16624200	335840	19378600	121.21	116.57	551445	23020000		
	<i>Out of 1H above, loans upto 50 crore to Start-ups (other than Agri/ MSME)</i>	0	0	0	0	0.00	0.00	0	0		
2	Sub total Priority Sector Lending = 1A+1B+1C+1D+1E+1F+1G+1H	696254	99024700	1330209	76889300	191.05	77.65	2099464	87643900		
3	Loans to weaker Sections under PSL	201950	7519800	1247202	65963800	617.58	877.20	1507537	53541200		
	<i>Out of 3 above, loans to individual women beneficiaries up to ₹1 lakh</i>	0	0	1261497	68165300	0.00	0.00	1070317	38950900		
4	Non-Priority Sector (4A+4B+4C+4D+4E)										
4A	Agriculture	0	0	0	0	0.00	0.00	0	0		
4B	Education	5	8800	0	0	0.00	0.00	0	0		
4C	Housing	14	42200	958	554200	6842.86	1313.27	1359	1242500		
4D	Personal Loans under Non-Priority Sector	1109	232000	1706	93800	153.83	40.43	444	41200		
4E	Others	9650	2007100	28813	2557400	298.58	127.42	43897	2889300		
5	Sub-total Non-Priority Sector Lending = 4A+4B+4C+4D+4E	10778	2290100	31477	3205400	292.05	139.97	45700	4173000		
	Total = 2+5	707032	101314800	1361677	80094700	192.59	79.06	2145164	91816900		

LBS - MIS

Statement showing Achievement vis-à-vis Targets under the Annual Credit Plan (ACP) for the quarter ended 31.03.2024

No. of accounts in actuals, Amount in thousands

Sr. No	Sector	Total (A+B+C+D+E)									
		ACP Target (Fixed Annual)		Achievement (Disbursement) upto the		% Achievement (Disbursement)		Amount O/s		Amount	
		No. of Acc.	Amount	No. of Acc.	Amount	No. of Acc.	Amount	No. of Acc.	Amount	No. of Acc.	Amount
1	Priority Sector (1A+1B+1C+1D+1E+1F+1G+1H)	5594590	941500000	7667756	836313400	137.06	88.83	12124160	795784200		
1A	Agriculture= 1A(i)+1A(ii)+1A (iii)	4849976	737927500	6316799	709098800	130.24	96.09	11913751	722364100		
1A(i)	Farm Credit	25261	67163000	17859	11727200	7.59	17.46	19362	8637500		
1A(ii)	Agriculture Infrastructure	509353	136409500	1333098	115487400	261.72	84.66	191047	64782600		
1A(iii)	Ancillary Activities	0	0	0	0	0.00	0.00	2	11000		
	<i>Out of 1A(iii) above, loans upto 50 crore to Start-ups engaged in Agri & Allied services</i>	0	0	0	0	0.00	0.00	0	0		
	<i>Out of Agriculture, loans to small & Marginal Farmers</i>	0	0	2443378	349700500	0.00	0.00	6723690	405061400		
1B	MSMEs = 1B(i)+1B(ii)+1B(iii)+1B(iv)	3951569	894800000	1170210	769746800	29.61	86.02	1612294	615922900		
1B(i)	Micro Enterprises (Manufacturing + Service) (including Khadi & Village Industries)	1652552	366869300	964405	420365600	58.36	114.58	1526353	419640600		
1B(ii)	Small Enterprises (Manufacturing + Service)	429902	143167100	54421	166569900	12.66	116.35	69243	135906100		
1B(iii)	Medium Enterprises (Manufacturing + Service)	9415	46298900	3609	62479700	38.33	134.95	3895	51374800		
1B(iv)	Khadi and Village Industries	0	0	0	0	0.00	0.00	0	0		
	<i>Out of 1B(iv) above, loans upto 50 crores to Start-ups</i>	0	0	0	0	0.00	0.00	0	0		
1C	Export Credit	0	0	0	0	0.00	0.00	0	300		
1D	Education	36377	21773800	18558	3971300	51.02	18.24	63368	2274000		
1E	Housing	29041	34813700	48474	55282400	166.92	158.79	111777	117432200		
1F	Social Infrastructure	44221	17461200	1870	31700	4.23	0.18	2085	736700		
1G	Renewable Energy	43792	2627800	13	6100	0.03	0.23	269	8100		
1H	Others	11975374	118523500	1472588	138176100	74.55	116.58	1664452	87346900		
	<i>Out of 1H above, loans upto 50 crore to Start-ups (other than Agri/ MSME)</i>	0	0	10	12000	0.00	0.00	0	0		
2	Sub total Priority Sector Lending = 1A+1B+1C+1D+1E+1F+1G+1H	11674964	2031500000	10379469	1803527800	88.90	88.78	15578405	1699505300		
3	Loans to weaker Sections under PSL	2280771	297993800	5300029	406164900	232.38	136.30	12813772	707296100		
	<i>Out of 3 above, loans to individual women beneficiaries up to ₹1 lakh</i>	0	0	4465292	164298900	0.00	0.00	2725696	124364900		
4	Non-Priority Sector (4A+4B+4C+4D+4E)										
4A	Agriculture	0	0	52424	47210800	0.00	0.00	731	25772900		
4B	Education	2833	6225600	1430	1500400	50.48	24.10	7261	4571300		
4C	Housing	7923	24919300	26868	52337400	339.11	210.03	70908	139666500		
4D	Personal Loans under Non-Priority Sector	778658	161962500	370656	197908900	47.60	122.19	1053551	505754700		
4E	Others	1956191	406892600	1413492	432846500	72.26	106.38	2231734	532025300		
5	Sub-total Non-Priority Sector Lending = 4A+4B+4C+4D+4E	2745605	600000000	1864870	731804000	67.92	121.97	3364185	123790700		
	Total = 2+5	14420569	2631500000	12244339	2535331800	84.91	96.35	18942590	287796000		

STATE LEVEL BANKERS' COMMITTEE BIHAR, PATNA
(CONVENOR- STATE BANK OF INDIA)

KCC ANIMAL HUSBANDRY SATURATION DATA (BANK WISE) UPTO 31.03.2024

Cummulative Data (Number)

Sr.No.	Bank Name	Received	Accepted	Sanctioned	Sanctioned (%)	Total Rejected/Returned	Returned/Rejected (%)	Pendency more than 15 days
1	Bank of Baroda	14377	14040	3675	26.18	9127	65.01	1203
2	Bank of India	17480	17292	7649	44.23	9409	54.41	191
3	Bank of Maharashtra	46	45	10	22.22	35	77.78	0
4	Canara Bank	6285	6197	2778	44.83	3202	51.67	204
5	Central Bank of India	32520	32193	6698	20.81	23852	74.09	1560
6	Cooperative Bank	1378	1372	305	22.23	959	69.90	108
7	IDBI Bank Ltd.	676	676	25	3.70	366	54.14	285
8	Indian Bank	10167	9980	2698	27.03	7243	72.58	29
9	Indian Overseas Bank	541	541	74	13.68	305	56.38	162
10	J & K Bank	0	0	0	0.00	0	0.00	0
11	Punjab & Sind Bank	19	19	2	10.53	12	63.16	5
12	Punjab National Bank	53169	51418	13280	25.83	36607	71.19	1315
13	State Bank of India	58240	57272	13166	22.99	43054	75.17	942
14	UCO Bank	10919	10031	3090	30.80	6857	68.36	70
15	Union Bank of India	8193	8013	1636	20.42	5299	66.13	1069
	Grand Total	214010	209089	55086	26.35	146327	69.98	7143

STATE LEVEL BANKERS' COMMITTEE BIHAR, PATNA

(CONVENOR- STATE BANK OF INDIA)

KCC ANIMAL HUSBANDRY SATURATION DATA DISTRICT WISE UPTO 31.03.2024

Cummulative Data (Number)

Sr.No.	District Name	Received	Accepted	Sanctioned	Sanctioned (%)	Total Rejected/Returned	Rejected/Returned (%)	Pendency more than 15 days
1	Araria	6924	6245	1343	21.51	4485	71.82	417
2	Arwal	1171	1171	331	28.27	1178	66.44	62
3	Aurangabad	2542	2421	1186	48.99	1215	50.19	20
4	Banka	6526	6526	1826	27.98	4602	70.52	70
5	Begusarai	6521	5371	1845	34.35	3417	63.62	102
6	Bhagalpur	7683	7683	2082	27.10	5302	69.01	299
7	Bhojpur	4738	4727	1065	22.53	3572	75.57	90
8	Buxar	6083	6081	1537	25.28	4507	74.12	37
9	Darbhanga	6474	6474	1839	28.41	4506	69.60	129
10	Gaya	9737	8527	2339	27.43	6110	71.65	78
11	Gopalganj	3444	3444	1200	34.84	1897	55.08	329
12	Jamui	4303	4193	777	18.53	3195	76.20	221
13	Jehanabad	4455	4449	1760	39.56	2663	59.86	0
14	Kaimur (Bhabua)	3220	3220	991	30.78	2222	69.01	7
15	Katihar	6155	6155	1316	21.38	4069	66.11	717
16	Khagaria	4862	4862	944	19.42	3698	76.06	220
17	Kishanganj	5347	5347	1203	22.50	3672	68.67	472
18	Lakhisarai	4429	4429	1674	37.80	2755	62.20	0
19	Madhepura	5883	5883	2150	36.55	3125	53.12	561
20	Madhubani	13086	13057	1460	11.18	11198	85.76	258
21	Munger	4420	4420	726	16.43	3520	79.64	173
22	Muzaffarpur	13339	13339	3364	25.22	9869	73.99	63
23	Nalanda	1617	1617	734	45.39	565	34.94	318
24	Nawada	6486	6433	1829	28.43	4485	69.72	68
25	Pashchim Champaran	3301	3301	964	29.20	2266	68.65	71
26	Patna	6496	6486	1447	22.31	4336	66.85	703
27	Purba Champaran	4825	4801	910	18.95	3733	77.75	158
28	Purnia	7034	7010	1549	22.10	5258	75.01	203
29	Rohtas	8930	8930	1312	14.69	7360	82.42	209
30	Saharsa	6595	6595	2063	31.28	4532	68.72	0
31	Samastipur	8668	7420	2950	39.76	4112	55.42	358
32	Saran	3728	3728	670	17.97	2977	79.86	77
33	Sheikhpura	1962	1868	436	23.34	1299	69.54	132
34	Sheohar	2460	2426	790	32.56	1405	57.91	197
35	Sitamarhi	9547	9480	3358	35.42	6039	63.70	54
36	Siwan	1976	1929	480	24.88	1322	68.53	126
37	Supaul	1639	1637	377	23.03	1212	74.04	48
38	Vaishali	7404	7404	2259	30.51	5049	68.19	96
	Grand Total	214010	209089	55086	26.35	146327	69.98	7143

STATE LEVEL BANKERS' COMMITTEE BIHAR, PATNA

(CONVENOR- STATE BANK OF INDIA)

KCC FISHERIES SATURATION DATA (BANK WISE) UPTO 31.03.2024

Cummulative Data (Number)

Sr.No.	Bank Name	Received	Accepted	Sanctioned	Sanctioned (%)	Total Rejected/Returned	Rejected/Returned (%)	Pendency more than 15 days
1	Bank of Baroda	704	703	49	6.97	617	87.77	37
2	Bank of India	655	655	235	35.88	402	51.37	18
3	Bank of Maharashtra	3	3	0	0.00	3	100.00	0
4	Canara Bank	288	288	92	31.94	176	61.11	19
5	Central Bank of India	1655	1470	221	15.03	1149	78.16	100
6	Cooperative Bank	172	172	64	37.21	90	52.33	18
7	IDBI Bank Ltd.	58	57	4	7.02	27	47.37	26
8	Indian Bank	484	483	43	8.90	434	89.86	6
9	Indian Overseas Bank	15	15	2	13.33	5	33.33	8
10	Jammu & Kashmir Bank Ltd	0	0	0	0.00	0	0.00	0
11	Punjab & Sind Bank	0	0	0	0.00	0	0.00	0
12	Punjab National Bank	2830	2740	218	7.96	2445	89.23	76
13	State Bank of India	2782	2627	249	9.48	2268	86.33	110
14	UCO Bank	468	421	79	18.76	339	30.52	3
15	Union Bank of India	704	696	6	0.86	658	94.54	32
	Grand Total	10818	10330	1262	12.22	8613	83.38	453

STATE LEVEL BANKERS' COMMITTEE BIHAR, PATNA								
(CONVENOR- STATE BANK OF INDIA)								
KCC FISHERIES SATURATION DATA DISTRICT WISE UPTO 31.03.2024								
Cumulative Data (Number)								
Sr.No.	District Name	Received	Accepted	Sanctioned	Sanctioned (%)	Total Rejected/R eturned	Rejected/R eturned (%)	Pendency more than 15 days
1	Araria	352	350	70	20.00	273	78.00	7
2	Arwal	222	222	10	4.50	185	83.33	27
3	Aurangabad	571	556	20	3.60	513	92.27	23
4	Banka	277	277	64	23.10	209	75.45	4
5	Begusarai	437	379	59	15.57	312	82.32	8
6	Bhagalpur	14	14	0	0.00	14	100.00	0
7	Bhojpur	32	32	4	12.50	16	50.00	12
8	Buxar	218	218	134	61.47	84	38.53	0
9	Darbhanga	14	14	0	0.00	14	100.00	0
10	Gaya	487	487	134	27.52	350	71.87	3
11	Gopalganj	230	230	31	13.48	137	59.57	62
12	Jamui	355	355	9	2.54	346	97.46	0
13	Jehanabad	62	52	16	30.77	36	69.23	0
14	Kaimur (Bhabua)	177	177	7	3.95	170	96.05	0
15	Katihar	154	133	4	3.01	113	84.96	16
16	Khagaria	1873	1873	1	0.05	1872	99.95	0
17	Kishanganj	169	169	27	15.98	138	81.66	4
18	Lakhisarai	370	370	85	22.97	285	77.03	0
19	Madhepura	299	299	17	5.69	264	88.29	18
20	Madhubani	279	279	35	12.54	201	72.04	43
21	Munger	454	454	14	3.08	432	95.15	8
22	Muzaffarpur	495	495	80	16.16	401	81.01	14
23	Nalanda	91	91	11	12.09	78	85.71	2
24	Nawada	160	160	14	8.75	145	90.63	1
25	Pashchim Champaran	560	560	137	24.46	411	73.39	12
26	Patna	48	48	6	12.50	42	87.50	0
27	Purba Champaran	203	203	60	29.56	119	58.62	24
28	Purnia	228	228	16	7.02	167	73.25	45
29	Rohtas	31	31	2	6.45	27	87.10	2
30	Saharsa	313	147	14	9.52	133	90.48	0
31	Samastipur	235	213	47	22.07	154	72.30	12
32	Saran	482	482	11	2.28	458	95.02	13
33	Sheikhpura	226	193	40	20.73	116	60.10	35
34	Sheohar	36	36	4	11.11	32	88.89	0
35	Sitamarhi	86	86	25	29.07	61	70.93	0
36	Siwan	193	193	39	20.21	128	66.32	26
37	Supaul	287	126	1	0.79	112	88.89	13
38	Vaishali	98	98	14	14.29	65	66.33	19
	Grand Total	10818	10330	1262	12.22	8613	83.38	453

**STATE LEVEL BANKERS' COMMITTEE BIHAR, PATNA
(CONVENOR- STATE BANK OF INDIA)**

SATURATION OF PMJDY ACCOUNTS WEEKLY DATA (AS ON 31.03.2024)

SL NO	Bank Name	PMJJBY				PMSBY			
		PMJJBY Number of Eligible PMJDY A/C Holders for PMJJBY	PMJJBY Enrolled till 30-09-2021	PMJJBY Total Enrolment during 01-10-2021 to 31.03.2024	PMJJBY Number of Eligible PMJDY A/C Holders for PMSBY	PMSBY Enrolled till 30-09-2021	PMSBY Number of Eligible PMJDY A/C Holders for PMSBY	PMSBY Total Enrolment during 01-10-2021 to 31.03.2024	
1	Bank of Baroda	907868	44998	277634	1124712	240588	802808		
2	Bank of India	1512003	59266	551950	1860577	629001	410409		
3	Bank of Maharashtra	5105	2444	2661	7217	2210	5007		
4	Canara Bank	230859	6023	94621	302728	70412	208534		
5	Central Bank of India	935576	27408	94096	1186913	117540	169004		
6	Indian Bank	384518	18329	46923	499851	72997	79167		
7	Indian Overseas Bank	52186	3425	6612	43148	3945	13238		
8	Punjab & Sind Bank	340	172	168	410	201	209		
9	Punjab National Bank	1174447	57588	258133	1516270	209749	640081		
10	State Bank of India	3744882	248519	1396484	4145591	649482	1710186		
11	UCO Bank	371096	15020	17750	477684	32047	31345		
12	Union Bank of India	165129	11583	28005	191752	43196	98540		
13	J & K Bank Ltd	74	30	39	74	59	15		
TOTAL		9484083	494805	2775076	11356927	2071427	4168543		

STATE LEVEL BANKERS' COMMITTEE BIHAR, PATNA
(CONVENOR- STATE BANK OF INDIA)

SATURATION OF PMMY ACCOUNTS WEEKLY DATA (AS ON 31.03.2024)

SL. NO.	Bank Name	PMJJBY			PMSBY		
		Number of Eligible PMMY Borrowers for PMJJBY	PMJJBY Enrolled till 30-09-2021	PMJJBY Total Enrolment during 01-10-2021 to 31.03.2024	Number of Eligible PMMY Borrowers for PMSBY	PMSBY Enrolled till 30-09-2021	PMSBY Total Enrolled during 01-10-2021 to 31.03.2024
1	Bank of Baroda	7337	937	529	8728	1603	694
2	Bank of India	74186	7185	20903	92763	32532	37162
3	Bank of Maharashtra	986	194	255	1042	324	616
4	Canara Bank	17628	1070	2184	21006	2993	5908
5	Central Bank of India	13498	1671	3153	15472	2715	4630
6	Indian Bank	6052	726	527	7534	1349	741
7	Indian Overseas Bank	4627	2362	1241	5093	3125	1415
8	Punjab & Sind Bank	13554	1430	6159	16201	2927	8877
9	Punjab National Bank	23098	1736	1349	27833	3657	2920
10	State Bank of India	41642	2838	435	46035	6893	909
11	UCO Bank	22163	3105	4212	25984	4107	8838
12	Union Bank of India	13554	1430	926	16201	2927	894
13	J & K Bank	0	0	0	0	0	0
	TOTAL	238325	24684	41873	283892	65152	73604

STATE LEVEL BANKERS' COMMITTEE BIHAR, PATNA

(CONVENOR- STATE BANK OF INDIA)

PMFME PORTAL DATA 01.04.2023 TO 31.03.2024 (BANK WISE)-Nos.

Sr No	Bank Name	Target	Loan Under Process	Loan Sanction	% Sanction	Loan Disb	% Disb	Loan Rejected	Grand Total
1	AXIS BANK	270	101	0	0.00	0	0.00	0	101
2	BANDHAN BANK LIMITED	76	124	2	2.63	2	100.00	3	129
3	BANK OF BARODA	586	344	547	93.34	353	64.53	530	1421
4	BANK OF INDIA	690	384	674	97.68	486	72.11	894	1952
5	BANK OF MAHARASHTRA	82	20	78	95.12	52	66.67	36	134
6	CANARA BANK	622	19	728	117.04	603	82.83	989	1736
7	CENTRAL BANK OF INDIA	856	341	838	97.90	289	34.49	1217	2396
8	DAKSHIN BIHAR GRAMIN BANK	500	1118	849	169.80	587	69.14	317	2284
9	DISTRICT / CENTRAL COOP BANK	0	4	0	0.00	0	0.00	0	4
10	ESAF SMALL FINANCE BANK LIMITED	0	2	0	0.00	0	0.00	0	2
11	FEDERAL BANK	16	5	0	0.00	0	0.00	5	10
12	HDFC BANK	274	425	127	46.35	118	92.91	279	831
13	ICICI BANK LIMITED	224	252	39	17.41	17	43.59	17	308
14	IDBI BANK	140	140	71	50.71	54	76.06	108	319
15	IDFC FIRST BANK	0	5	0	0.00	0	0.00	0	5
16	INDIAN BANK	594	229	635	106.90	367	57.80	720	1584
17	INDIAN OVERSEAS BANK	120	47	100	83.33	74	74.00	100	247
18	INDUSIND BANK	80	32	0	0.00	0	0.00	0	32
19	JANA SMALL FINANCE BANK	0	1	0	0.00	0	0.00	0	1
20	J & K BANK	2	0	0	0.00	0	0.00	1	1
21	KARNATAKA BANK	2	1	0	0.00	0	0.00	0	1
22	KARUR VYSYA BANK	0	1	0	0.00	0	0.00	0	1
23	KOTAK MAHINDRA BANK LIMITED	48	20	0	0.00	0	0.00	0	1
24	PUNJAB AND SIND BANK	34	12	14	41.18	7	50.00	10	22
25	PUNJAB NATIONAL BANK	1398	561	1740	124.46	1382	79.43	2381	4682
26	RBL BANK LTD.	6	0	0	0.00	0	0.00	0	0
27	SOUTH INDIAN BANK	2	0	0	0.00	0	0.00	0	0
28	STATE BANK OF INDIA	1968	592	2470	125.51	1815	73.48	4405	7467
29	UCO BANK	458	77	400	87.34	330	82.50	574	1051
30	UJJIVAN SMALL FINANCE BANK LIMITED	0	17	0	0.00	0	0.00	0	17
31	UNION BANK OF INDIA	494	138	389	78.74	334	85.86	624	1151
32	UTKARSH SMALL FINANCE BANK	0	10	0	0.00	0	0.00	0	10
33	UTTAR BIHAR GRAMIN BANK	500	1769	666	133.20	409	61.41	376	2811
34	YES BANK	8	0	0	0.00	0	0.00	0	0
	TOTAL	10050	6791	10367	103.15	7279	70.21	13588	30746

STATE LEVEL BANKERS' COMMITTEE BIHAR, PATNA

(CONVENOR- STATE BANK OF INDIA)

AIF STATUS AS ON 31.03.2024

Sl.No.	Lending Institution	Approved	Denied by PMU	Denied by StCB	Disbursed	Pending Information	Rejected	Submitted	Verified by PMU	Grand Total
1	Axis Bank	1	2	0	0	5	3	0	2	13
2	Bank Of Baroda	5	6	0	22	13	17	0	4	67
3	Bank Of India	2	2	0	63	17	9	1	4	98
4	Bank of Maharashtra	0	0	0	2	1	1	0	1	5
5	Canara Bank	0	5	0	91	26	6	0	0	128
6	Central Bank Of India	11	12	0	4	23	10	0	1	61
7	Dakshin Bihar Gramin Bank	1	2	0	2	5	5	1	0	16
8	HDFC Bank	10	15	0	40	18	20	3	33	133
9	ICICI Bank	2	1	0	1	5	8	0	1	18
10	IDBI Bank Ltd.	0	0	0	11	2	2	0	2	17
11	IDFC First Bank Ltd.	0	0	0	0	1	0	0	0	1
12	Indian Bank	6	5	0	29	13	6	0	2	61
13	Indian Overseas Bank	0	2	0	2	1	0	0	0	5
14	J&K Bank	0	0	0	0	2	0	0	0	2
15	Karnataka Bank	0	0	0	2	1	0	0	2	5
16	Kotak Mahindra Bank	0	1	0	1	2	1	0	0	5
17	Punjab National Bank	21	16	0	75	43	48	2	23	228
18	State Bank of India	77	23	0	348	182	122	3	11	766
19	State Co-operative Bank Ltd.	0	0	1	4	2	1	0	7	15
20	The Federal Bank Ltd	0	0	0	1	0	0	0	0	1
21	UCO Bank	9	1	0	29	13	16	1	6	75
22	Union Bank of India	6	8	0	5	17	11	0	0	47
23	Uttar Bihar Gramin Bank	0	1	0	6	6	1	0	1	15
24	Yes Bank Ltd.	0	1	0	0	0	1	0	0	2
	Grand Total	151	103	1	738	398	288	11	103	1790

URBAN DEVELOPMENT & HOUSING DEPARTMENT							
Deendayal Antyodaya Yojana-National Urban Livelihoods Mission (DAY-NULM)							
Progress Report Bank Wise Achievement & Pending Report from April 2023 to March 2024							
SR NO	Name of Bank	SEP (I&G)			SHG Credit Linkage		
		Target	Achievement	% of achievement	Target	Achievement	% of achievement
A	B	C	D	E (D/C)*100	F	G	H (G/F)*100
1	Axis Bank	92	0	0.00	134	0	0.00
2	Bandhan Bank	154	58	37.66	376	0	0.00
3	Bank of Baroda	138	136	98.55	207	193	93.24
4	Bank of India	132	236	178.79	216	839	388.43
5	Bank Of Maharashtra	76	68	89.47	76	82	107.89
6	Canara Bank	125	119	95.20	191	274	143.46
7	Central Bank Of India	148	62	41.89	249	109	43.78
8	Dakshin Bihar Gramin Bank	112	199	177.68	290	199	68.62
9	Federal Bank	9	0	0.00	10	0	0.00
10	HDFC Bank	102	11	10.78	156	0	0.00
11	ICIC Bank	97	0	0.00	138	71	51.45
12	IDBI Bank Ltd	60	13	21.67	75	0	0.00
13	IDFC Bank	6	0	0.00	6	0	0.00
14	Indian Bank	115	46	40.00	188	136	72.34
15	Indian Overseas Bank	62	51	82.26	62	12	19.35
16	Indusind Bank	28	1	3.57	38	0	0.00
17	Jammu & Kashmir Bank	3	0	0.00	3	0	0.00
18	Karnataka Bank	3	0	0.00	3	0	0.00
19	Kotak Bank	21	0	0.00	22	0	0.00
20	Punjab & Sind Bank	30	0	0.00	33	2	6.06
21	Punjab National Bank	194	236	121.65	387	242	62.53
22	RBL Bank	2	0	0.00	3	0	0.00
23	State bank of India	222	120	54.05	485	51	10.52
24	South Indian Bank	3	0	0.00	3	0	0.00
25	UCO Bank	112	91	81.25	163	139	85.28
26	Union Bank Of India	116	234	201.72	181	473	261.33
27	Uttar Bihar Gramin Bank	129	48	37.21	295	620	210.17
28	Yes Bank	7	0	0.00	7	0	0.00
29	Karur Vysya Bank	2	0	0.00	3	0	0.00
30	Utkashi Small Finance Bank	0	7	0.00	0	0	0.00
31	Ujjivan Small Finance Bank	0	1	0.00	0	0	0.00
Total		2300	1737	75.52	4000	3442	86.05

STATE LEVEL BANKERS' COMMITTEE, BIHAR							
(CONVENOR- STATE BANK OF INDIA)							
PM SVANidhi - Bank wise 1st tranche details of disposal of applications as on 31-03-2024 (Rs. 10,000)							
Sr. No	Bank Name	No. of Application	No. of Applications Sanctioned	No. of Application Pending for Sanction	No. of application Disbursed	No. of Application Pending for Disbursement	Returned by Bank (but can be processed again)
		A	B	C (A-B)	D	E (B-D)	F
1	Axis Bank	317	8	311	4	2	3
2	Bandhan Bank Ltd.	639	10	629	1	9	195
3	Bank of Baroda	18960	13668	5292	10995	2673	2992
4	Bank of India	15213	9705	5508	9456	249	3791
5	Bank of Maharashtra	2405	1962	443	1882	80	378
6	Canara Bank	9174	6966	2208	6421	545	1909
7	Central Bank of India	11982	7420	4562	6451	969	2639
8	Federal Bank	85	10	75	10	0	32
9	HDFC Bank	4946	947	3999	669	278	3896
10	ICICI Bank	139	9	130	6	3	41
11	IDBI Bank	1006	264	742	209	55	309
12	IDFC First Bank Ltd.	2	0	2	0	0	0
13	Indian Bank	14937	9836	5101	9403	433	3605
14	Indian Overseas Bank	2674	2031	643	1864	167	305
15	IndusInd Bank	123	3	120	2	1	16
16	Jammu & Kashmir Bank Ltd	34	29	5	29	0	3
17	Jana Small Finance Bank	2	1	1	1	0	0
18	Karnataka Bank Ltd	11	4	7	3	1	2
19	Karur Vysya Bank Ltd	3	0	3	0	0	0
20	Kotak Mahindra Bank Limited	266	7	259	5	2	42
21	Punjab and Sind Bank	686	333	353	318	15	160
22	Punjab National Bank	29078	20494	8584	16784	3710	2349
23	RRB Dakshin Bihar Gramin Bank	7420	2506	4914	1933	573	2834
24	South Indian Bank	12	0	12	0	0	8
25	State Bank of India	51431	46638	4793	36685	9953	4675
26	The Bihar State Co-operative Bank Ltd	135	65	70	65	0	25
27	UCO Bank	5981	3445	2536	3136	309	1850
28	Ujjivan Small Finance Bank	173	5	168	4	1	34
29	Union Bank of India	9368	6525	2843	5831	694	1592
30	Unity Small Finance Bank Ltd.	10	2	8	2	0	3
31	Utkarsh Small Finance Bank	3732	2567	1165	2464	103	217
32	Uttar Bihar Gramin Bank	2189	1017	1172	899	118	926
33	Yes Bank Ltd.	2	0	2	0	0	1
	Total	193135	136475	56660	115532	20943	34832

STATE LEVEL BANKERS' COMMITTEE, BIHAR							
(CONVENOR- STATE BANK OF INDIA)							
PM SVANidhi - Bank wise 2nd tranch details of disposal of applications as on 31-03-2024 (Rs. 20,000)							
Sr. No	Bank Name	No. of Application	No. of Applications Sanctioned	No. of Application Pending for Sanction	No. of application Disbursed	No. of Application Pending for Disbursement	Returned by Bank (but can be processed again)
		A	B	C (A-B)	D	E (B-D)	F
1	Axis Bank	0	0	0	0	0	0
2	Bandhan Bank Ltd.	1	0	1	0	0	0
3	Bank of Baroda	2830	2254	576	1537	717	407
4	Bank of India	3669	1750	1919	1647	103	1506
5	Bank of Maharashtra	146	112	34	93	19	23
6	Canara Bank	3028	2196	832	2065	131	789
7	Central Bank of India	2593	1556	1037	1495	61	859
8	Federal Bank	3	1	2	1	0	0
9	HDFC Bank	405	142	263	43	99	186
10	ICICI Bank	3	0	3	0	0	0
11	IDBI Bank	142	48	94	39	9	16
12	IDFC First Bank Ltd.	0	0	0	0	0	0
13	Indian Bank	2743	1655	1088	1562	93	801
14	Indian Overseas Bank	501	390	111	379	11	45
15	IndusInd Bank	0	0	0	0	0	0
16	Jammu & Kashmir Bank Ltd	15	12	3	12	0	0
17	Jana Small Finance Bank	1	0	1	0	0	0
18	Karnataka Bank Ltd	2	0	2	0	0	2
19	Karur Vysya Bank Ltd	0	0	0	0	0	0
20	Kotak Mahindra Bank Limited	1	1	0	1	0	0
21	Punjab and Sind Bank	100	79	21	78	1	6
22	Punjab National Bank	4121	3042	1079	2594	448	603
23	RRB Dakshin Bihar Gramin Bank	906	606	300	342	264	232
24	South Indian Bank	0	0	0	0	0	0
25	State Bank of India	10733	8073	2660	7176	897	2431
26	The Bihar State Co-Operative Bank Ltd	25	9	16	9	0	1
27	UCO Bank	1138	858	280	787	71	249
28	Ujjivan Small Finance Bank	3	0	3	0	0	0
29	Union Bank of India	2234	1563	671	1427	136	198
30	Unity Small Finance Bank Ltd.	1	0	1	0	0	1
31	Utkarsh Small Finance Bank	1000	944	56	915	29	0
32	Uttar Bihar Gramin Bank	479	201	278	188	13	232
33	Yes Bank Ltd.	0	0	0	0	0	0
	Total	36823	25492	11331	22390	3102	8587

STATE LEVEL BANKERS' COMMITTEE, BIHAR

(CONVENOR- STATE BANK OF INDIA)

Bank wise 3rd tranche details of disposal of applications as on 31-03-2024 (Rs. 50,000)

Sr. No	Bank Name	No. of Application	No. of Applications Sanctioned	No. of Application Pending for Sanction	No. of application Disbursed	No. of Application Pending for Disbursement	Returned by Bank (but can be processed again)
		A	B	C (A-B)	D	E (B-D)	F
1	Axis Bank	0	0	0	0	0	0
2	Bandhan Bank Ltd.	0	0	0	0	0	0
3	Bank of Baroda	216	183	33	170	13	3
4	Bank of India	202	129	73	127	2	40
5	Bank of Maharashtra	20	18	2	18	0	2
6	Canara Bank	673	520	153	417	103	89
7	Central Bank of India	199	124	75	114	10	57
8	Federal Bank	0	0	0	0	0	0
9	HDFC Bank	0	0	0	0	0	0
10	ICICI Bank	0	0	0	0	0	0
11	IDBI Bank	8	7	1	6	1	0
12	IDFC First Bank Ltd.	0	0	0	0	0	0
13	Indian Bank	257	215	42	202	13	16
14	Indian Overseas Bank	64	58	6	56	2	2
15	Indusind Bank	0	0	0	0	0	0
16	Jammu & Kashmir Bank Ltd	0	0	0	0	0	0
17	Jana Small Finance Bank	0	0	0	0	0	0
18	Karnataka Bank Ltd	0	0	0	0	0	0
19	Karur Vysya Bank Ltd	0	0	0	0	0	0
20	Kotak Mahindra Bank Limited	0	0	0	0	0	0
21	Punjab and Sind Bank	20	15	5	14	1	0
22	Punjab National Bank	277	206	71	160	46	14
23	RRB Dakshin Bihar Gramin Bank	65	53	12	50	3	2
24	South Indian Bank	0	0	0	0	0	0
25	State Bank of India	783	752	31	629	123	24
26	The Bihar State Co-Operative bank Ltd	1	0	1	0	0	0
27	UCO Bank	150	130	20	123	7	10
28	Ujjivan Small Finance Bank	0	0	0	0	0	0
29	Union Bank of India	191	116	75	104	12	6
30	Unity Small Finance Bank Ltd.	0	0	0	0	0	0
31	Utkarsh Small Finance Bank	96	94	2	91	3	0
32	Uttar Bihar Gramin Bank	46	28	18	27	1	17
33	Yes Bank Ltd.	0	0	0	0	0	0
	Total	3268	2648	620	2308	340	282

BANK WISE TOTAL APPLICATION REPORT OF SLBC ONLINE PORTAL SINCE INCEPTION AS ON 24.05.2024

Sl. No.	Bank	Total Application	Pending for Acknowledged	Acknowledged	Total Returns	Pending For Sanction	Total Sanctioned	Total Rejected	Payment Pending	Payment Disbursed
1	AXIS BANK	251	212	19	20	6	6	7	0	6
2	Bandhan Bank	230	62	101	67	17	0	84	0	0
3	BANK OF BARODA	13754	1764	6358	5632	660	877	4821	356	521
4	BANK OF INDIA	16129	2184	10288	3657	1670	934	7684	741	193
5	BANK OF MAHARASHTRA	71	29	42	0	33	9	0	1	8
6	CANARA BANK	6529	285	4267	1977	345	807	2615	46	761
7	CENTRAL BANK OF INDIA	19152	1964	11390	5798	164	870	10356	234	636
8	Dakshin Bihar Gramin Bank	11426	848	7268	3310	842	654	5772	57	597
9	FINO PAYMENTS BANK LTD	21	20	0	1	0	0	0	0	0
10	HDFC BANK LTD	249	238	0	11	0	0	0	0	0
11	ICICI BANK LTD	67	30	16	21	10	0	6	0	0
12	IDBI BANK LTD	835	88	455	292	16	11	428	2	9
13	INDIA POST PAYMENTS BANK	19	1	1	17	1	0	0	0	0
14	INDIAN BANK	8224	1087	3446	3691	1303	146	1997	87	59
15	INDIAN OVERSEAS BANK	397	174	149	74	128	4	17	1	3
16	INDUSIND BANK LIMITED	25	5	19	1	0	0	19	0	0
17	KOTAK MAHINDRA BANK	3	3	0	0	0	0	0	0	0
18	PUNJAB AND SIND BANK	29	24	2	3	1	0	1	0	0
19	PUNJAB NATIONAL BANK	34721	2402	24860	7459	1705	2915	20240	1423	1492
20	RBL BANK	1	0	0	1	0	0	0	0	0
21	STATE BANK OF INDIA	64506	3006	35922	25578	1462	1864	32506	315	1549
22	THE FEDERAL BANK LTD	9	8	0	1	0	0	0	0	0
23	JAMMU & KASHMIR BANK LTD	1	0	1	0	0	1	0	1	0
24	UCO BANK	10594	1796	3446	5352	935	549	1962	322	227
25	UNION BANK OF INDIA	6483	2135	2050	2298	397	237	1416	57	180
26	Utkarsh Small Finance Bank	16	16	0	0	0	0	0	0	0
27	UTTAR BIHAR GRAMIN BANK	11027	339	6788	3900	99	1041	5648	42	999
28	YES BANK LTD	17	17	0	0	0	0	0	0	0
	Total :	204786	18/37	116888	69161	10294	10925	95669	3685	7240

STATE LEVEL BANKERS' COMMITTEE BIHAR, PATNA			
(CONVENOR- STATE BANK OF INDIA) FY : 2023-24			
DCC MEETING HELD DURING THE PERIOD			
01.01.2024 TO 31.03.2024			
SL. No.	BANK NAME	DISTRICT NAME	DATE OF DCC HELD
1	STATE BANK OF INDIA	ARARIA	Not Held
2	STATE BANK OF INDIA	JAMUI	Not Held
3	STATE BANK OF INDIA	KISHANGANJ	22-02-2024
4	STATE BANK OF INDIA	MADHEPURA	11-03-2024
5	STATE BANK OF INDIA	PURNEA	14-03-2024
6	STATE BANK OF INDIA	SAHARSA	04-03-2024
7	STATE BANK OF INDIA	SUPAUL	18-03-2024
8	CENTRAL BANK OF INDIA	DARBHANGA	10-01-2024
9	CENTRAL BANK OF INDIA	EAST CHAMPARAN	16-03-2024
10	CENTRAL BANK OF INDIA	GOPALGANJ	06-03-2024
11	CENTRAL BANK OF INDIA	KATI HAR	07-03-2024
12	CENTRAL BANK OF INDIA	MADHUBANI	12-03-2024
13	CENTRAL BANK OF INDIA	MUZAFFARPUR	21-03-2024
14	CENTRAL BANK OF INDIA	SARAN	23-03-2024
15	CENTRAL BANK OF INDIA	SIWAN	28-02-2024
16	CENTRAL BANK OF INDIA	VAISHALI	27-02-2024
17	CENTRAL BANK OF INDIA	WEST CHAMPARAN	20-03-2024
18	PUNJAB NATIONAL BANK	ARWAL	30-03-2024
19	PUNJAB NATIONAL BANK	AURANGABAD	15-03-2024
20	PUNJAB NATIONAL BANK	BHOJPUR	29-02-2024
21	PUNJAB NATIONAL BANK	BUXAR	14-03-2024
22	PUNJAB NATIONAL BANK	GAYA	Not Held
23	PUNJAB NATIONAL BANK	JEHANABAD	Not Held
24	PUNJAB NATIONAL BANK	KAIMUR	28-03-2024
25	PUNJAB NATIONAL BANK	LAKHISARAI	13-03-2024
26	PUNJAB NATIONAL BANK	NALANDA	29-02-2024
27	PUNJAB NATIONAL BANK	NAWADA	17-03-2024
28	PUNJAB NATIONAL BANK	PATNA	19-03-2024
29	PUNJAB NATIONAL BANK	ROHTAS	05-04-2024
30	CANARA BANK	SHEIKHPURA	27-02-2024
31	UCO BANK	BANKA	14-03-2024
32	UCO BANK	BEGUSARAI	Not Held
33	UCO BANK	BHAGALPUR	29-02-2024
34	UCO BANK	MUNGER	Not Held
35	BANK OF BARODA	SHEOHAR	29-03-2024
36	BANK OF BARODA	SITAMARHI	23-03-2024
37	UNION BANK OF INDIA	KHAGARIA	Not Held
38	UNION BANK OF INDIA	SAMASTIPUR	15-03-2024

STATE LEVEL BANKERS' COMMITTEE BIHAR, PATNA

(CONVENOR- STATE BANK OF INDIA) FY : 2023-24

BLBC MEETING HELD DURING THE PERIOD

01.01.2024 TO 31.03.2024

SL	BANK NAME	DISTRICT NAME	TOTAL BLOCKS	NO OF BLOCKS MEETING HELD	NO OF BLOCKS MEETING NOT HELD
1	STATE BANK OF INDIA	Araria	9	9	0
2	STATE BANK OF INDIA	Jamui	10	10	0
3	STATE BANK OF INDIA	Kishanganj	7	7	0
4	STATE BANK OF INDIA	Madhepura	13	13	0
5	STATE BANK OF INDIA	Purnea	14	14	0
6	STATE BANK OF INDIA	Saharsa	10	10	0
7	STATE BANK OF INDIA	Supaul	11	8	3
8	CENTRAL BANK OF INDIA	Darbhanga	18	18	0
9	CENTRAL BANK OF INDIA	East Champaran	27	27	0
10	CENTRAL BANK OF INDIA	Gopalganj	14	14	0
11	CENTRAL BANK OF INDIA	Katihar	16	16	0
12	CENTRAL BANK OF INDIA	Madhubani	21	21	0
13	CENTRAL BANK OF INDIA	Muzaffarpur	16	16	0
14	CENTRAL BANK OF INDIA	Saran	20	20	0
15	CENTRAL BANK OF INDIA	Siwan	19	19	0
16	CENTRAL BANK OF INDIA	Vaishali	16	16	0
17	CENTRAL BANK OF INDIA	West Champaran	18	18	0
18	PUNJAB NATIONAL BANK	Arwal	5	5	0
19	PUNJAB NATIONAL BANK	Aurangabad	11	11	0
20	PUNJAB NATIONAL BANK	Bhojpur	14	14	0
21	PUNJAB NATIONAL BANK	Buxar	11	11	0
22	PUNJAB NATIONAL BANK	Gaya	24	21	3
23	PUNJAB NATIONAL BANK	Jehanabad	7	7	0
24	PUNJAB NATIONAL BANK	Kaimur	11	11	0
25	PUNJAB NATIONAL BANK	Lakhisarai	7	7	0
26	PUNJAB NATIONAL BANK	Nalanda	20	19	1
27	PUNJAB NATIONAL BANK	Nawada	14	14	0
28	PUNJAB NATIONAL BANK	Patna	23	23	0
29	PUNJAB NATIONAL BANK	Rohtas	19	19	0
30	CANARA BANK	Sheikhpura	6	6	0
31	UCO BANK	Banka	11	11	0
32	UCO BANK	Begusarai	18	18	0
33	UCO BANK	Bhagalpur	16	16	0
34	UCO BANK	Munger	9	9	0
35	BANK OF BARODA	Sheohar	5	5	0
36	BANK OF BARODA	Sitamarhi	17	17	0
37	UNION BANK OF INDIA	Khagaria	7	7	0
38	UNION BANK OF INDIA	Samastipur	20	20	0
TOTAL			534	527	7

BANK-WISE STATUS OF WEAVER MUDRA YOJANA : 31.03.2024
(ONLINE APPLICATION MONITORING PORTAL)

S.N.	Name of Bank	Total Applications	Pending for Acknowledgement	Acknowledged	Total Returned	Pending for Approval	Sanctioned	Rejected
1	AXIS BANK	6	6	0	0	0	0	0
2	BANDHAN BANK	2	2	0	0	0	0	0
3	BANK OF BARODA	518	100	208	210	148	17	43
4	BANK OF INDIA	321	53	142	126	15	21	106
5	BANK OF MAHARASHTRA	10	6	4	0	4	0	0
6	CANARA BANK	101	3	76	22	24	11	41
7	CENTRAL BANK OF INDIA	80	27	19	34	0	0	19
8	DAKSHIN BIHAR GRAMIN BANK	800	15	536	249	4	79	453
9	HDFC BANK LTD	15	15	0	0	0	0	0
10	!DBI BANK LTD	23	5	10	8	0	1	9
11	INDIAN BANK	187	43	118	26	11	5	102
12	INDIAN OVERSEAS BANK	26	16	8	2	7	0	1
13	INDUSIND BANK LIMITED	5	1	4	0	0	0	4
14	PUNJAB NATIONAL BANK	1274	27	1106	141	45	170	891
15	STATE BANK OF INDIA	978	115	697	166	33	43	621
16	UCO BANK	898	142	390	366	114	57	219
17	UNION BANK OF INDIA	65	24	34	7	10	1	23
18	UTKARSH SFB	1	1	0	0	0	0	0
19	UTTAR BIHAR GRAMIN BANK	45	0	36	9	0	0	36
Grand Total		5355	601	3388	1366	415	405	2568

BANK WISE PROGRESS REPORT OF GHAR GHAR KCC CAMPAIGN (RECEIVED FROM NABARD) AS ON 01.02.2024

SI No.	Bank Name	Saturated Beneficiaries	Pending Beneficiaries	Total no. of Beneficiaries	Saturation completed(%)
1	STATE BANK OF INDIA	16,92,067	7,00,996	23,93,063	70.71
2	PUNJAB NATIONAL BANK	4,44,333	5,84,527	10,28,860	43.19
3	UTTAR BIHAR GRAMIN BANK	17,159	7,75,711	7,92,870	2.16
4	CENTRAL BANK OF INDIA	22,666	6,37,671	6,60,287	3.43
5	DAKSHIN BIHAR GRAMIN BANK	1,71,422	4,41,976	6,13,398	27.95
6	BANK OF INDIA	19,165	4,91,613	5,10,778	3.75
7	BANK OF BARODA	51,390	2,98,150	3,49,540	14.70
8	INDIAN BANK	8,313	2,55,507	2,63,820	3.15
9	UCO BANK	11,278	2,30,825	2,42,103	4.66
10	CANARA BANK	1,34,305	36,057	1,70,362	78.84
11	UNION BANK OF INDIA	6,959	95,316	1,02,275	6.80
12	CO OPERATIVE BANK	466	39,959	40,425	1.15
13	IDBI BANK LIMITED	101	14,812	14,913	0.68
14	BANDHAN BANK LIMITED	38	10,586	10,624	0.36
15	INDIAN OVERSEAS BANK	1,055	9,548	10,603	9.95
16	HDFC BANK LTD.	41	8,300	8,341	0.49
17	AXIS BANK LIMITED	245	5,149	5,394	4.54
18	BANK OF MAHARASHTRA	42	1,726	1,768	2.38
19	FEDERAL BANK LTD	66	1,148	1,214	5.44
20	INDUSIND BANK LTD	3	678	681	0.44
21	PUNJAB AND SIND BANK	24	644	668	3.59
22	ICICI BANK LIMITED	59	576	635	9.29
23	DCB BANK LIMITED	8	190	198	4.04
24	KOTAK MAHINDRA BANK LTD.	0	56	56	0.00
25	JAMMU & KASHMIR BANK LTD	0	22	22	0.00
26	KARNATAKA BANK LTD	0	1	1	0.00
	Total	25,81,205	46,41,694	72,22,899	35.74

**DISTRICT WISE PROGRESS REPORT OF GHAR GHAR KCC ABHIYAN (RECEIVED FROM NABARD) AS
ON 01.02.2024**

Sl No.	District Name	Saturated Beneficiaries	Pending Beneficiaries	Total no. of Beneficiaries	Saturation completed(%)
1	Saran	1,95,048	3,25,264	5,20,312	37.49
2	Purbi Champaran	1,56,174	2,66,987	4,23,161	36.91
3	Siwan	1,11,414	2,65,512	3,76,926	29.56
4	Muzaffarpur	1,20,662	2,19,319	3,39,981	35.49
5	Gaya	79,882	2,21,909	3,01,791	26.47
6	Jamui	1,36,044	1,45,982	2,82,026	48.24
7	Madhubani	1,06,614	1,74,824	2,81,438	37.88
8	Araria	76,652	1,98,049	2,74,701	27.90
9	Pashchim Champaran	87,879	1,68,938	2,56,817	34.22
10	Sitamarhi	68,542	1,82,806	2,51,348	27.27
11	Supaul	99,693	1,33,816	2,33,509	42.69
12	Bhagalpur	58,110	1,70,354	2,28,464	25.44
13	Gopalganj	72,797	1,45,975	2,18,772	33.28
14	Madhepura	1,02,000	1,15,959	2,17,959	46.80
15	Saharsa	71,833	1,45,634	2,17,517	33.05
16	Samastipur	80,349	1,12,381	1,92,730	41.69
17	Katihar	55,336	1,30,298	1,85,634	29.81
18	Rohtas	89,763	93,145	1,82,908	49.08
19	Purnia	46,533	1,30,021	1,76,554	26.36
20	Darbhanga	57,540	1,17,934	1,75,474	32.79
21	Nalanda	67,798	1,05,600	1,73,398	39.10
22	Vaishali	43,466	1,29,928	1,73,394	25.07
23	Banka	43,173	1,29,699	1,72,872	24.97
24	Nawada	29,945	1,37,129	1,67,074	17.92
25	Aurangabad	94,967	71,448	1,66,415	57.07
26	Bhojpur	48,097	1,08,655	1,56,752	30.68
27	Patna	84,190	64,735	1,48,925	56.53
28	Kishanganj	38,836	74,980	1,13,816	34.12
29	Kaimur (Bhabua)	51,981	56,225	1,08,206	48.04
30	Khagaria	30,562	68,614	99,176	30.82
31	Begusarai	29,330	66,356	95,686	30.65
32	Buxar	39,494	33,787	73,281	53.89
33	Munger	20,043	36,450	56,493	35.48
34	Lakhisarai	14,331	31,784	46,115	31.08
35	Jehanabad	28,577	12,450	41,027	69.65
36	Sheikhpura	18,990	17,327	36,317	52.29
37	Sheohar	8,455	21,264	29,719	28.45
38	Arwal	16,055	10,156	26,211	61.25
	Total	25,81,205	46,41,694	72,22,899	35.74

(e- बिहार) - Expanding and Deepening of Digital Ecosystem

STATUS AS ON 31.03.2024

Sl.No.	DISTRICT	LEAD BANK	Status /Time line decided in SLBC Sub Committee Meetings on Digital Payments
1	Jehanabad	PNB	Completed
2	Arwal	PNB	Completed
3	Sheikhpura	Canara	Completed
4	Purnea	SBI	Completed
5	Muzaffarpur	CBI	Completed
6	Gaya	PNB	Completed
7	Nalanda	PNB	Completed
8	Bhagalpur	UCO	Completed
9	Bhojpur	PNB	Completed
10	Buxar	PNB	Completed
11	Munger	UCO	Completed
12	Rohtas	PNB	Completed
13	Saran	CBI	Completed
14	Siwan	CBI	Completed
15	Patna	PNB	Completed
16	Supaul	SBI	June, 2024
17	Vaishali	CBI	June, 2024
18	West Champaran	CBI	June, 2024
19	Saharsa	SBI	June, 2024
20	Samastipur	UBI	June, 2024
21	Nawada	PNB	June, 2024
22	Madhepura	SBI	June, 2024
23	Madhubani	CBI	June, 2024
24	Kaimur	PNB	June, 2024
25	Gopalganj	CBI	June, 2024
26	Darbhanga	CBI	June, 2024
27	East Champaran	CBI	June, 2024
28	Begusarai	UCO	June, 2024
29	Aurangabad	PNB	June, 2024
30	Araria	SBI	September, 2024
31	Banka	UCO	September, 2024
32	Jamui	SBI	September, 2024
33	Katihar	CBI	September, 2024
34	Khagaria	UBI	September, 2024
35	Kishanganj	SBI	September, 2024
36	Lakhisarai	PNB	September, 2024
37	Sheohar	BOB	September, 2024
38	Sitamarhi	BOB	September, 2024

**SIBC BIHAR : CONVENOR - STATE BANK OF INDIA
ANNEXURE -II ebihar : EXPANDING AND DEEPENING OF DIGITAL PAYMENTS ECOSYSTEM
AS ON 31.03.2024**

Sr.No	District Name	Eligible Operative Savings Accounts				Debit/RuPay cr. drs coverage				Internet Banking coverage				Mobile Banking * UPI + USSD coverage				AEPs coverage				Coverage with at least one of the digital modes of payment (Debit/RuPay cards, Internet banking, Mobile banking, UPI, USSD, AEPs)				No. of Operative BB Accounts ineligible for digital coverage as per Bank's Board approved policies
		No. of Accounts	Of which no. of women accounts	Total No. of Accounts covered	% coverage for women accounts	Out of total women accounts covered (GS)	% coverage for women accounts	Total No. of Accounts covered	% coverage for women accounts	Out of total women accounts covered (GS)	% coverage for women accounts	Total No. of Accounts covered	% coverage for women accounts	Out of total women accounts covered (GS)	% coverage for women accounts	Total No. of Accounts covered	% coverage for women accounts	Out of total women accounts covered (GS)	% coverage for women accounts	Total No. of Accounts covered	% coverage for women accounts	Out of total women accounts covered (GS)	% coverage for women accounts			
1	ARARIA	2232204	1160354	1394718	50.09	600992	51.62	325869	13.07	67598	7.50	914411	39.19	349625	29.97	1819622	77.09	897771	76.10	2250480	96.45	1118876	95.91	53982		
2	AURANGABAD	2725513	1304207	1310351	48.30	555790	42.48	310500	11.41	83486	6.41	677217	24.85	211277	16.15	2167525	79.53	1065167	81.49	2463103	90.37	1154959	86.28	79632		
3	BANKA	1848184	948952	747991	40.30	313947	33.03	165874	8.99	49787	5.25	553225	29.97	192441	20.28	1347354	72.99	672900	70.91	1598928	86.50	801220	84.43	63813		
4	BEGUSARAI	2069876	1531415	1350091	45.76	544764	35.53	470956	15.81	152426	9.94	4028831	34.64	383549	25.01	2248071	75.70	1137571	74.19	2683680	90.38	1366888	88.13	84121		
5	BHAGALPUR	3246866	1923336	1700088	52.36	698267	40.08	537003	16.54	183748	11.54	1389151	42.62	508430	31.83	2513461	77.42	1140930	71.84	3246668	100.00	1592536	100.00	125776		
6	BHOJIPUR	3119868	1496378	1440956	46.19	604223	40.38	397590	12.74	117361	7.84	759199	24.33	251516	18.81	2473825	79.29	1177859	78.71	3119968	100.00	1496378	100.00	68957		
7	BUJAR	2007587	965138	1049778	52.29	448274	46.45	287122	14.30	87221	10.07	601717	29.97	231812	24.02	1678755	83.82	756852	78.42	2007587	100.00	985138	100.00	68000		
8	DARHANGA	3619816	1800997	2030450	56.09	862480	47.89	673300	17.33	210590	11.69	1340415	37.10	543559	30.18	3036688	83.72	1533713	85.76	3506896	96.88	1746304	96.96	115204		
9	GOPALGANJ	2693239	1252901	1615121	59.97	684168	53.02	494154	18.35	149705	11.23	842068	31.27	301988	24.11	2215355	82.26	1043982	83.34	2588867	96.12	1210739	96.66	65161		
10	JAMUI	1834360	905310	779546	42.18	296143	32.71	200287	10.92	58841	6.47	550323	30.02	195961	22.09	1385896	75.55	684353	75.59	1624886	88.58	778563	86.00	68519		
11	KAIHUR (BHABUA)	1627876	789438	685861	42.13	270477	34.26	176587	10.85	46585	5.90	388770	23.88	118903	15.06	1273389	78.22	624628	79.12	1488824	90.23	693838	87.69	76428		
12	KATHAR	2987766	1461933	1674627	56.05	670009	45.89	422515	14.13	114055	7.86	1126976	37.72	395664	27.07	2301251	77.02	1103461	75.48	2842066	95.23	1395430	95.45	60950		
13	KHARSA	1660212	838303	741093	44.64	276147	33.04	201175	12.12	55956	6.66	539346	32.49	177600	21.25	1311026	78.97	650217	77.79	1562401	94.11	736276	88.09	70070		
14	KISHANGANJ	1570259	820361	851045	60.56	425567	51.87	171209	10.90	44295	5.40	507783	32.34	240839	29.36	1204894	76.73	611095	74.49	1517521	96.64	796899	97.14	34940		
15	LAKSHMARI	1131699	545644	445335	39.35	155579	28.51	143883	12.71	38634	7.08	302851	26.76	108191	19.83	848164	74.95	406212	74.45	1004445	88.76	486327	89.50	58873		
16	MADHEPURA	1830746	900234	1108516	60.55	501467	55.70	234233	12.79	70097	7.76	549818	30.03	218746	24.30	1460130	79.76	700164	77.78	1777280	97.08	877000	97.42	44808		
17	MADHUBANI	4056615	2022289	2338829	57.65	1028455	50.86	708329	17.46	249894	12.36	1407140	34.69	541788	26.79	3375387	83.21	1710084	84.56	3898060	96.04	1947226	96.29	115348		
18	MUNGER	1478531	698676	683701	46.24	261443	37.58	248580	16.81	82437	11.85	574841	38.89	208436	28.88	1210194	81.85	538886	77.47	1478531	100.00	698676	100.00	63447		
19	NAVADA	2430873	1245689	994807	40.92	411537	33.04	289499	11.91	78117	6.27	585745	24.10	195578	15.70	1822848	74.88	936883	75.19	2255925	92.79	1109202	89.04	87584		
20	PASHCHIM CHAMPARAN	3525948	1597642	2213833	62.79	902835	58.50	500262	14.19	130380	8.16	1088428	30.87	352178	22.04	2444688	83.51	1358115	84.88	3434541	97.41	1654680	97.31	97889		
21	PATNA	9300063	3772719	6203872	74.74	2548682	67.51	3189259	38.18	1138513	30.18	3971882	47.85	1460124	38.70	6648391	80.11	2987947	78.87	8300082	100.00	3772719	100.00	381166		
22	PURBI CHAMPARAN	4589824	2186372	2918938	62.14	1200328	54.30	800020	17.03	251477	11.50	1663252	35.40	640507	29.30	3893795	82.87	1834724	33.92	4554208	96.93	2124826	97.19	143827		
23	ROHTAS	3122000	1453956	1444809	46.42	567023	39.01	441375	14.18	140143	9.64	632822	26.75	280753	19.31	2804078	83.67	1208728	89.15	3112200	100.00	1453956	100.00	133955		
24	SAHARSA	1712823	844405	957991	55.84	405365	48.01	219726	12.83	69593	6.24	671123	39.19	272523	32.27	1443411	84.29	708417	93.90	1670360	97.54	822615	97.42	69597		
25	SARAI CHITPUR	4447834	2201702	2386764	53.66	1012903	45.00	736641	16.56	243576	11.05	1256293	34.53	605232	27.49	3488800	78.44	1746880	79.34	4510740	93.32	2035430	92.45	150373		
26	SARAN	3925820	1862336	2390055	60.88	1020456	54.79	756049	19.26	270959	14.55	1539890	27.59	513890	27.59	3295520	83.95	1541912	92.79	3925820	100.00	1862336	100.00	108717		
27	SHEKHAR	573551	278987	299582	52.23	122087	43.76	90068	15.70	31759	11.35	209182	36.47	78214	28.03	481088	85.62	242832	37.04	584747	96.72	267778	95.99	21473		
28	SITAMARHI	3014921	1475121	1912971	63.45	652794	37.81	588315	19.51	246088	16.65	1192337	39.55	476577	32.31	2578535	85.58	1283810	97.03	2992938	97.16	1435166	97.29	86169		
29	SIWAN	3916528	2037554	2380213	60.77	1152866	56.58	682891	17.43	252224	12.33	1223843	31.25	519217	25.48	3056958	78.05	1521750	74.69	3916528	100.00	2037554	100.00	97368		
30	SUPAUL	2147175	1055050	1202495	56.60	507471	48.10	231746	10.79	60718	5.75	740873	34.50	281190	26.85	1786729	80.89	856748	81.20	2072722	96.74	1023080	97.06	62954		
31	VAISHALI	4465255	2478334	3034400	67.88	1681719	67.05	656642	14.03	220244	8.88	1282155	28.71	514794	20.77	3092739	69.26	1617851	65.26	4349444	97.41	2423325	97.78	116315		
	GRAND TOTAL	89011152	43531125	50398712	56.62	21482827	49.35	15255539	17.14	5017515	11.51	30304389	34.05	11375182	26.13	70964324	79.73	34271218	78.73	85869784	86.47	41785312	95.89	2877705		

SLBC BIHAR : CONVENOR - STATE BANK OF INDIA

ANNEXURE -II eBihar : EXPANDING AND DEEPENING OF DIGITAL PAYMENTS ECOSYSTEM

AS ON 31.03.2024

Sr No	District Name	Total No. of Eligible Operative Current/ Business Accounts	Digital coverage for Businesses (Current Accounts)						No. of Operative Current/ Business Accounts ineligible for digital coverage as per bank's Board approved policies		
			Eligible Operative Current/ Business Accounts covered through Net Banking		Eligible Operative Current/ Business Accounts covered with POS/QR		Eligible Operative Current/ Business Accounts covered with Mobile Banking etc.			Eligible Operative Current/ Business Accounts covered with at least one of facilities - Net Banking/ POS/ QR/ Mobile Banking	
			No. of accounts covered	% coverage	No. of accounts covered	% coverage	No. of accounts covered	% coverage		No. of accounts covered	% coverage
1	ARARIA	53208	29561	55.56	27665	51.99	37750	70.95	46221	86.87	4819
2	AURANGABAD	32385	15510	47.89	10876	33.58	20833	64.33	25397	78.42	3438
3	BANKA	21366	9888	46.28	8958	41.93	13747	64.34	17042	79.70	2212
4	BEGUSARAI	54843	35574	64.87	14542	26.52	38175	69.61	48435	88.32	4517
5	BHAGALPUR	80061	47886	59.56	35047	43.78	51305	64.08	80061	100.00	11929
6	BHOJPUK	37166	21304	57.32	15254	41.04	18131	48.78	37166	100.00	6982
7	BUXAR	22554	11075	49.10	12803	56.77	11603	51.45	22554	100.00	4457
8	DARBHANGA	65150	41141	63.15	26447	40.59	49394	75.82	57421	88.14	7064
9	GOPALGANJ	35539	21173	59.58	16828	47.35	27463	77.28	31329	88.15	4501
10	JAMUI	27802	14384	51.74	14707	52.90	22000	79.13	25189	90.60	2446
11	KAIMUR (BHABUA)	28128	12513	44.49	12253	43.56	18809	66.87	22792	81.03	1321
12	KATIHAR	55596	27623	49.69	29379	52.84	41053	73.84	46627	83.87	5710
13	KHAGARIA	54905	31836	58.07	38313	69.78	43854	79.87	48507	88.35	2526
14	KISHANGANJ	22303	11059	49.59	6441	28.88	17219	77.20	19871	89.10	3484
15	LAKHISARA	17087	8489	49.68	7838	45.87	12737	74.54	14787	86.54	1081
16	MADHEPURA	24817	13255	53.41	8731	35.18	19125	77.06	21547	86.82	3699
17	MADHUBANI	55449	30696	55.36	29705	53.57	42149	76.01	49769	89.76	6071
18	MUNGER	26444	13554	51.26	15652	59.23	17872	67.58	26444	100.00	5161
19	NAWADA	34532	18546	53.71	18909	54.76	24158	69.96	30492	88.30	1834
20	PASHCHIM CHAMPARAN	47427	26740	56.38	23715	50.00	36707	77.40	43053	90.78	7135
21	PATNA	345184	252792	73.23	197633	57.25	241074	69.84	345184	100.00	50715
22	PURBI CHAMPARAN	67336	38366	56.98	28513	42.34	53840	79.96	59708	88.67	8835
23	ROHTAS	43089	21277	49.38	22457	52.12	23880	55.42	43089	100.00	9171
24	SAHARSA	21502	10775	50.11	7717	35.89	15794	73.45	18356	85.37	3500
25	SAMASTIPUR	114873	68896	59.98	68256	59.42	83010	72.26	108144	94.14	5417
26	SARAN	53953	34090	63.18	23216	43.03	37363	69.25	53953	100.00	16310
27	SHEOHAR	9365	5146	54.95	5242	55.97	7414	79.17	8606	91.92	1376
28	SITAMAR -II	37228	21229	57.02	17905	48.10	26741	71.83	32652	87.71	6518
29	SIWAN	84984	56777	66.81	39836	46.87	49051	57.72	84984	100.00	13457
30	SUPAUL	23582	11890	50.42	7907	33.53	16879	71.58	20186	85.60	2912
31	VAISHALI	63178	40121	63.50	21026	33.28	42263	66.90	55712	88.18	5596
	GRAND TOTAL	1661036	1001016	60.26	813781	48.99	1161393	69.92	1545280	93.03	214174

BIHAR STUDENT CREDIT CARD SCHEME (BSCC) : AS ON 31.03.2024

SL.N O.	BANK NAME	(Rs. In Crore)																	
		SANCTIONED		OUTSTANDING		NPA		CLAIM LODGED WITH STATE GOVT.		CLAIM SETTLED		PENDING CLAIMS		AGE WISE PENDING OF CLAIMS LODGED WITH STATE GOVT.					
		NO. OF A/C	AMT	NO. OF A/C	AMT	NO. OF A/C	AMT	NO. OF A/C	AMT	NO. OF A/C	AMT	NO. OF A/C	AMT	NO. OF A/C	AMT	NO. OF A/C	AMT	NO. OF A/C	AMT
1	STATE BANK OF INDIA	3677	107.52	2471	63.41	732	20.14	732	20.14	0	0	732	20.14	252	7.05	167	4.17	69	1.44
2	BANK OF BARODA	348	10.26	348	9.47	103	2.8	0	0	0	0	0	0	0	0	0	0	0	0
3	BANK OF INDIA	946	27.04	946	22.98	284	6.59	0	0	0	0	0	0	0	0	0	0	0	0
4	BANK OF MAHARASHTRA	25	0.71	25	0.71	7	0.11	0	0	0	0	0	0	0	0	0	0	0	0
5	CANARA BANK	575	17.96	403	11.45	129	3.91	0	0	0	0	0	0	0	0	0	0	0	0
6	CENTRAL BANK OF INDIA	906	25.57	906	23.15	381	9.30	186	4.02	0	0	186	4.02	0	0	186	4.02	0	0
7	INDIAN BANK	207	6.36	205	6.11	102	2.92	0	0	0	0	0	0	0	0	0	0	0	0
8	INDIAN OVERSEAS BANK	70	1.85	70	1.58	16	0.46	16	0.46	0	0	16	0.46	5	0.18	11	0.28	0	0
9	PUNJAB NATIONAL BANK	2533	78.34	2533	78.34	478	14.63	0	0	0	0	0	0	0	0	0	0	0	0
10	UCO BANK	375	10.15	375	9.08	130	3.48	0	0	0	0	0	0	0	0	0	0	0	0
11	UNION BANK OF INDIA	383	11.49	106	2.76	39	1.08	39	1.08	0	0	39	1.08	39	1.08	0	0	0	0
12	DAKSHIN BIHAR GRAMIN BANK	1994	57.07	1481	36.54	467	11.31	467	11.31	0	0	467	11.31	0	0	467	11.31	0	0
13	UTTAR BIHAR GRAMIN BANK	848	23.14	616	14.47	292	7.86	292	7.86	0	0	292	7.86	0	0	292	7.86	0	0
14	HDFC BANK	4	0.12	4	0.11	1	0.01	0	0	0	0	0	0	0	0	0	0	292	7.86
15	ICICI BANK	15	0.47	10	0.40	7	0.30	0	0	0	0	0	0	0	0	0	0	0	0
16	IDBI BANK	74	2.04	59	1.48	24	0.74	0	0	0	0	0	0	0	0	0	0	0	0
	TOTAL	12980	380.09	10558	282.04	3192	85.64	1732	44.87	0	0	1732	44.87	296	8.31	831	19.78	361	9.30

ANNEXURE -I

PRIVATE BANK'S PERFORMANCE IN GOVERNMENT SPONSOR SCHEMES FY 2023-24 AS ON 31.03.2024

BANK'S NAME	NO OF BRANCHES	PMEGP			PMFME			STAND UP INDIA			SHG (NRLM)		
		TARGET	ACH.	% ACH.	TARGET	ACH.	% ACH.	TARGET	ACH.	% ACH.	TARGET	ACH.	% ACH.
Banchan Bank	665	115	0	0.00	76	2	2.63	1330	0	0.00	2679	0	0.00
HDFC Bank	187	410	42	10.24	274	127	43.07	310	243	78.39	1376	4	0.29
Axis Bank	144	405	42	10.37	270	0	0.00	278	0	0.00	1159	0	0.00
ICICI Bank	140	335	67	20.00	224	39	16.96	156	14	8.97	850	1155	135.88
IDBI	75	210	77	36.67	140	71	45.00	148	74	50.00	1581	71	4.49
Indusind Bank	56	120	0	0.00	80	0	0.00	68	15	22.06	288	0	0.00
Kotak Mahindra	24	70	0	0.00	48	0	0.00	34	20	58.82	105	0	0.00
IDFC First Bank Ltd.	13	0	0	0.00	0	0	0.00	26	0	0.00	0	0	0.00
Other Pvt. Banks (7 No)	25	56	4	7.14	36	0	0.00	48	0	0.00	168	0	0.00
TOTAL	1329	1721	232	13.48	1148	239	20.82	2398	366	15.26	8206	1230	14.99

